

Accessing the GAIN-SS Online Training Course (CT DCF)

Login Information

Website: <http://training.gaincc.org>

Username: connecticutdcf

Password: CTdcf0705#

- Please note that both the Username and Password are case sensitive.
- Note that this login information is shared across CT DCF and should not be changed.

Important Notes - Read Before Beginning Course

- **Browser Recommendations and Adobe Flash Player Needed:**
 - [Google Chrome](#) or [Firefox](#) is the recommended browser for this course. Additionally, [Adobe Flash Player](#) is required to use the features of this course. If you do not have these services downloaded on your computer, click on the links to download the software.
- **Course Contains Audio:**
 - Please turn up your speakers or plug in your headphones prior to beginning the course. Audio is not included on every slide. **Note:** Not all slides contain sound.

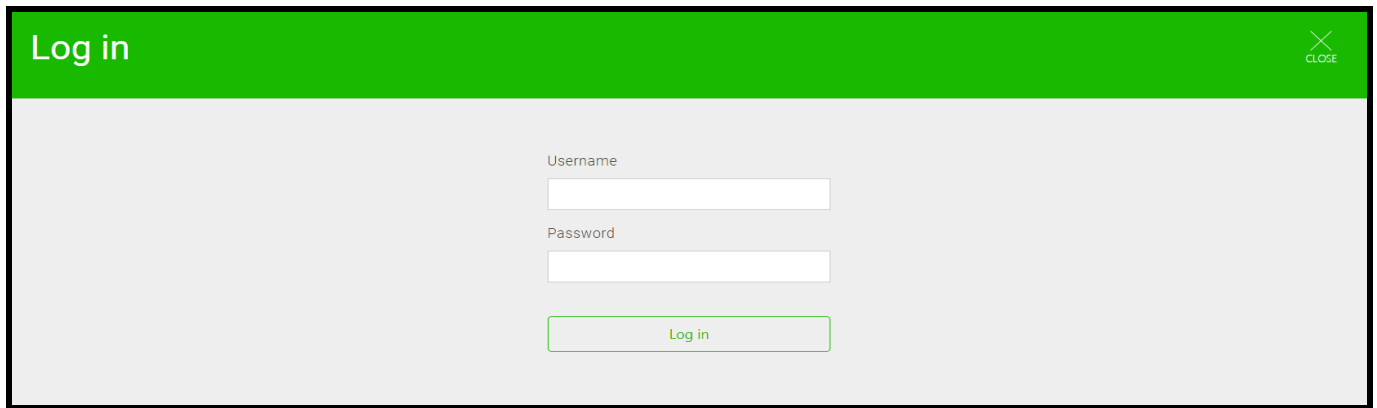
STEP-BY-STEP Process

Step One: Login

- Go to <http://training.gaincc.org>. You'll see the screen below:

The screenshot shows the homepage of the GAIN and A-CRA/ACC Online Training Center. At the top left is the Chestnut Health Systems logo. A green 'Log in' button is in the top right corner. The main content area has a large background image of a wooden boardwalk on a grassy dune with a lighthouse in the distance. Overlaid on this image is a white box with the text 'GAIN and A-CRA/ACC Online Training Center' and a green 'Log in' button. Below the image, the page is divided into two columns. The left column features the GAIN logo (with the tagline 'GLOBAL APPROACH OF INTEGRATED NEEDS') and the text 'GAIN Training' and 'The GAIN is a progressive and integrated family of instruments consisting of a series of measures and computer applications designed to support a number of treatment practices.' The right column features the EBTx logo (with the tagline 'EVIDENCE-BASED TREATMENT') and the text 'A-CRA/ACC Training' and 'The Adolescent Community Reinforcement Approach (A-CRA) is an evidence based treatment designed for adolescents with alcohol and other drug use disorders. It is a behavioral intervention that helps an adolescent learn to increase family, social, and educational/vocational reinforces (satisfaction) to support'.

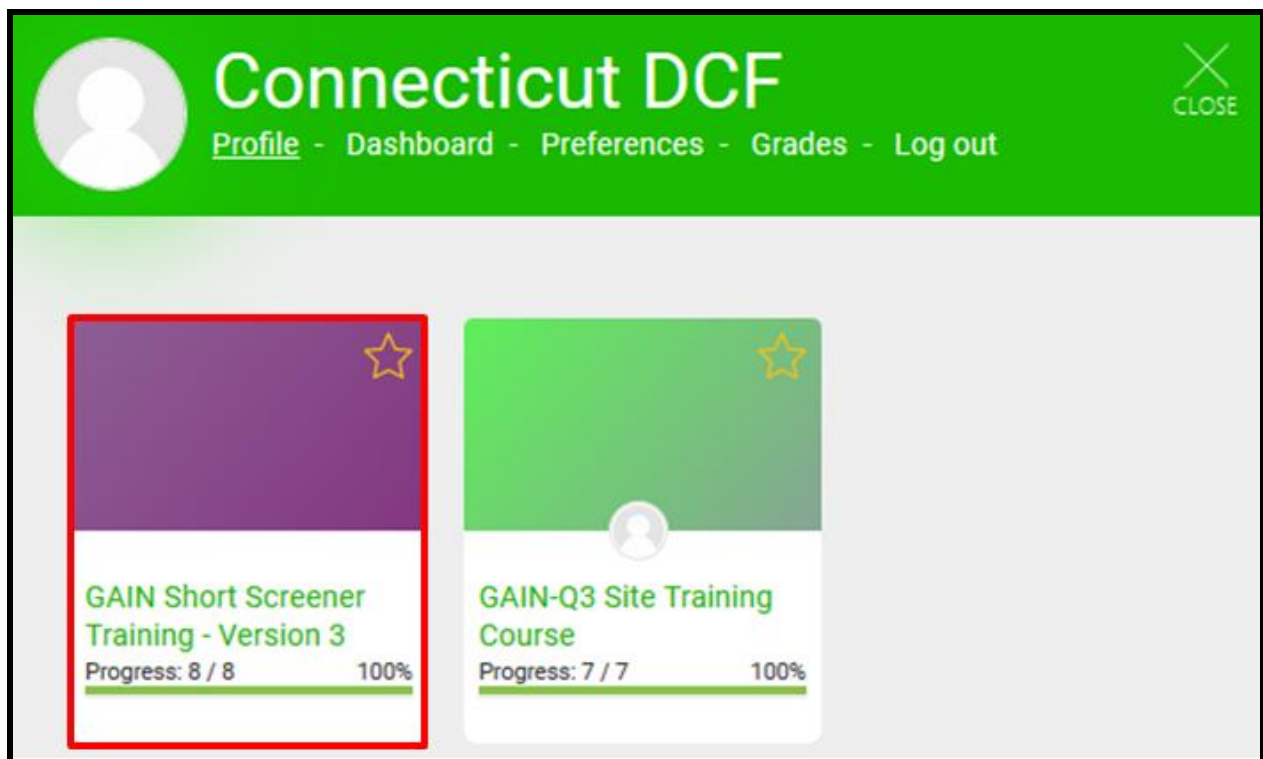
- Click Login and enter the username and password that have been provided to you above.



The screenshot shows a login interface with a green header containing the text "Log in" and a "CLOSE" button. Below the header, there are two input fields: "Username" and "Password". A "Log in" button is positioned below the password field.

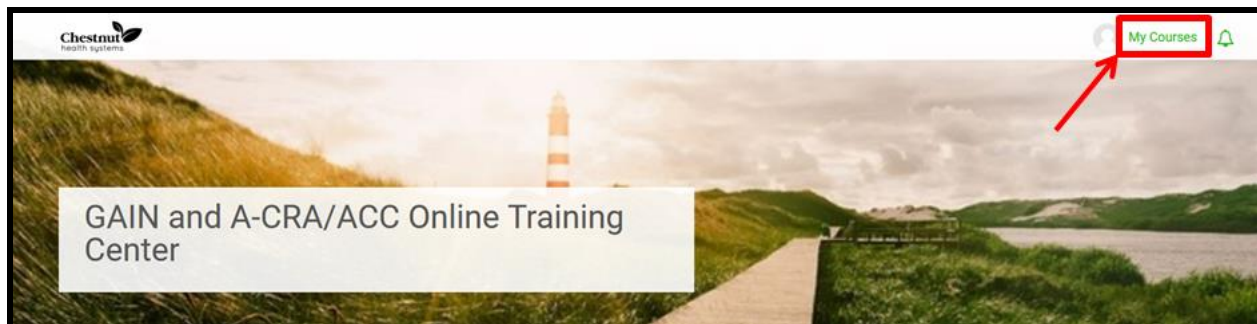
Step Two: Access Course (My Courses)

- Upon logging in, you will immediately be taken to your My Courses page. This page will display all of the courses you currently have access to.
- From here, click on **GAIN Short Screener Training – Version 3** to enter the course.



The screenshot displays the "Connecticut DCF" user dashboard. The header includes a profile icon, the text "Connecticut DCF", and navigation links: "Profile", "Dashboard", "Preferences", "Grades", and "Log out". A "CLOSE" button is in the top right. The main content area shows two course cards. The first card, "GAIN Short Screener Training - Version 3", is highlighted with a red border and shows "Progress: 8 / 8" and "100%". The second card, "GAIN-Q3 Site Training Course", shows "Progress: 7 / 7" and "100%". Both cards feature a yellow star icon in the top right corner.

- Once you've logged into the website, you will be able to access My Courses by clicking the My Course link in the upper right hand corner.



Step Three: Welcome Page for Course

- The welcome page for the course will have a content menu listed at the top of the page. The contents available to you have been specifically tailored to your intended level or certification, and or your current point in the training process.
- Use the links in the contents section at the top of the page, or the arrows to navigate through the modules.

CONTENTS

- Introduction
 - 1. Introduction to the GAIN Short Screener **Progress: 2 / 2**
 - 2. GAIN Short Screener Administration **Progress: 2 / 2**
- 3. GAIN Short Screener Scoring and Interpretation **Progress: 2 / 2**
- 4. GAIN Short Screener Quiz **Progress: 1 / 1**
- 5. GAIN Short Screener Training Evaluation **Progress: 1 / 1**

Introduction

Welcome to GAIN Short Screener Training

The GAIN Short Screener is an easy-to-use, 5-minute screening instrument, designed for several purposes:

- To identify behavioral health disorders for clients in general populations.
- As a quality assurance tool across diverse assessment systems for staff with minimal training or direct supervision.
- As a periodic measure of change in behavioral health over time.

This course contains three lessons:


1. Introduction to the GAIN Short Screener
2. GAIN Short Screener Administration
3. GAIN Short Screener Scoring and Interpretation

Important Notes:

- It is highly encouraged that Mozilla Firefox or Google Chrome be used for optimal viewing. Click [here](#) to download Mozilla Firefox. Click [here](#) to download Google Chrome.
- The lessons in this course build on each other, so please take them in order.
- Make sure you have a recent version of Adobe Reader on your computer. If you don't have Adobe Reader, please download it for free from Adobe's website (<http://www.adobe.com>).
- This course contains audio. If your computer does not have speakers, you can also view the lesson text in the Notes tabs under each section.

NEXT SECTION
Introduction to the GAIN Short Screener

Step Four: Navigating the Course

- Each module will contain one, or a series of lessons. Click on the  icon to begin the lesson. Select Enter.
- Under each lesson, there is also a word document that contains the notes for that lesson.

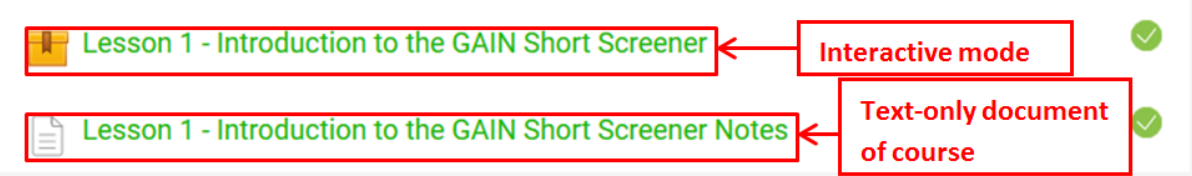
1. Introduction to the GAIN Short Screener

In this lesson, you will learn:

- The background behind the GAIN Short Screener.
- The benefits of screening.
- The content of the GAIN Short Screener.

Please click **Lesson 1 - Introducing the GAIN Short Screener**. The presentation will open in a new window.

Lesson 1 - Introducing the GAIN Short Screener Notes is a text-only document of the course in Microsoft Word format.



Lesson 1 - Introduction to the GAIN Short Screener

Interactive mode


Lesson 1 - Introduction to the GAIN Short Screener Notes

Text-only document of course

PREVIOUS SECTION
Introduction

NEXT SECTION
GAIN Short Screener Administration

Step Five: Navigating Lesson

- The buttons  can be used to move forward and backward within the lesson. You can also click on the slide titles in the outline on the left-hand side of the window.
 - **Note:** Some slides contain buttons within the slide with extra information. Be sure to view all content before moving to the next slide.
- When you have completed the lesson, close the lesson by clicking on “Exit Activity” at the top of the lesson corner to take you back to the welcome page for the course.



The screenshot displays the user interface for the GAIN Short Screener Training - Version 3. At the top left is the Chestnut health systems logo. The top right shows a user profile icon, 'My Courses', and a notification bell. Below the header is a breadcrumb trail: 'My Courses / GAIN Short Screener Training - Version 3 / Introduction to the GAIN Short Screener / Lesson 1 - Introduction to the GAIN Short Screener'. The main heading is 'GAIN Short Screener Training - Version 3'. Below this is a red-bordered button labeled 'Exit activity'. The lesson title is 'Lesson 1 - Introduction to the GAIN Short Screener'. The main content area features the GAIN logo and the text 'Introduction to the GAIN Short Screener' and 'Introduction'. A navigation menu on the left lists 13 items, with the first item '1. GAIN Short Screener - Introd...' selected. At the bottom right of the content area, there are navigation buttons: '< PREV' and 'NEXT >', both highlighted with red boxes.


- Complete all three lessons of the Course, accessible from the welcome screen of the course:

CONTENTS

Introduction

- 1. Introduction to the GAIN Short Screener (Progress: 2 / 2) ← **Lesson 1**
- 2. GAIN Short Screener Administration (Progress: 2 / 2) ← **Lesson 2**
- 3. GAIN Short Screener Scoring and Interpretation (Progress: 2 / 2) ← **Lesson 3**
- 4. GAIN Short Screener Quiz (Progress: 1 / 1)
- 5. GAIN Short Screener Training Evaluation (Progress: 1 / 1)

Introduction



Welcome to GAIN Short Screener Training

The GAIN Short Screener is an easy-to-use, 5-minute screening instrument, designed for several purposes:

- To identify behavioral health disorders for clients in general populations.
- As a quality assurance tool across diverse assessment systems for staff with minimal training or direct supervision.
- As a periodic measure of change in behavioral health over time.

This course contains three lessons:

1. Introduction to the GAIN Short Screener
2. GAIN Short Screener Administration
3. GAIN Short Screener Scoring and Interpretation

Step Six: Completing the Quiz

- Go back to the welcome screen of the course and select “GAIN Short Screener Quiz”

My Courses

GAIN Short Screener Training - Version 3

CONTENTS

Introduction

1. Introduction to the GAIN Short Screener
Progress: 2 / 2
2. GAIN Short Screener Administration
Progress: 2 / 2
3. GAIN Short Screener Scoring and Interpretation
Progress: 2 / 2
4. GAIN Short Screener Quiz
Progress: 1 / 1
5. GAIN Short Screener Training Evaluation
Progress: 1 / 1

Quiz

Introduction

Welcome to GAIN Short Screener Training

The GAIN Short Screener is an easy-to-use, 5-minute screening instrument, designed for several purposes:

- To identify behavioral health disorders for clients in general populations.
- As a quality assurance tool across diverse assessment systems for staff with minimal training or direct supervision.
- As a periodic measure of change in behavioral health over time.

This course contains three lessons:

1. Introduction to the GAIN Short Screener
2. GAIN Short Screener Administration
3. GAIN Short Screener Scoring and Interpretation

4. GAIN Short Screener Quiz

Once you have completed viewing the lessons in this course, please click on the GAIN-Short Screener Quiz link. The passing quiz score is 90%.

QUIZ



GAIN Short Screener Training Quiz



Feedback available | Attempted November 1, 2018

- When you first select to take the quiz, click "Re-attempt quiz." You will need to scroll down to the bottom of the page to see this button.
- If the button at the bottom says "Continue the last attempt" or "Finish the attempt" then log out and log back in a few minutes later. Wait until "Re-attempt quiz" is an option on the bottom of the screen.

Highest grade: 10.00 / 10.00.

Re-attempt quiz

- Once you click "Re-attempt quiz", complete the questions and select "Finish attempt." This will give you a chance to make sure all of the questions have been answered. Once ready, you can click "Submit all and finish."
- You will be taken to a page that shows your quiz score as well as a list of the questions that were missed. This is the page we recommend printing and sending to Melissa Sienna at MELISSA.SIENNA@ct.gov.
- Please note that once this page is closed, you will no longer be able to review your attempted quiz. If you close out of the page before printing, you will need to retake the quiz.