

## CONNECTICUT ENERGY PRICE REPORT

Denotes falling prices compared to year earlier

Denotes flat prices compared to year earlier

Denotes rising prices compared to year earlier



CONNECTICUT RETAIL HEATING OIL	
\$/GAL	
LATEST	4/3/2017 2.496
WEEK AGO	3/27/2017 2.492
MONTH AGO	3/6/2017 2.546
YEAR AGO	4/4/2016 2.014
SRC: DEEP	



CRUDE OIL WTI SPOT PRICE	
\$/BBL	
LATEST	4/5/2017 51.14
WEEK AGO	3/29/2017 49.47
MONTH AGO	3/5/2017 53.24
YEAR AGO	4/5/2016 34.52
SRC: OIL DAILY	



CT RETAIL GASOLINE UNLEADED REGULAR	
\$/GAL	
LATEST	4/5/2017 2.418
WEEK AGO	3/29/2017 2.385
MONTH AGO	3/5/2017 2.396
YEAR AGO	4/5/2016 2.150
SRC: AAA	



CONNECTICUT RETAIL RESIDENTIAL PROPANE	
\$/GAL	
LATEST	3/27/2017 2.969
WEEK AGO	3/20/2017 2.988
MONTH AGO	2/27/2017 2.989
YEAR AGO	3/28/2016 2.512
SRC: EIA	



CT RESIDENTIAL NATURAL GAS	
\$/MCF	
LATEST	Jan-2017 12.39
YEAR AGO	Jan-2016 10.34
2 YEARS AGO	Jan-2015 11.67
3 YEARS AGO	Jan-2014 11.30
SRC: EIA	



CT RESIDENTIAL ELECTRICITY	
CENTS/KWH *	
LATEST	Jan-2017 19.02
YEAR AGO	Jan-2016 19.47
2 YEARS AGO	Jan-2015 20.04
3 YEARS AGO	Jan-2014 17.59
SRC: EIA	



CT COMMERCIAL ELECTRICITY	
CENTS/KWH *	
LATEST	Jan-2017 15.32
YEAR AGO	Jan-2016 15.24
2 YEARS AGO	Jan-2015 15.71
3 YEARS AGO	Jan-2014 14.73
SRC: EIA	



CT INDUSTRIAL ELECTRICITY	
CENTS/KWH *	
LATEST	Jan-2017 12.92
YEAR AGO	Jan-2016 12.39
2 YEARS AGO	Jan-2015 13.02
3 YEARS AGO	Jan-2014 12.53
SRC: EIA	

SRC: EIA

SRC: EIA

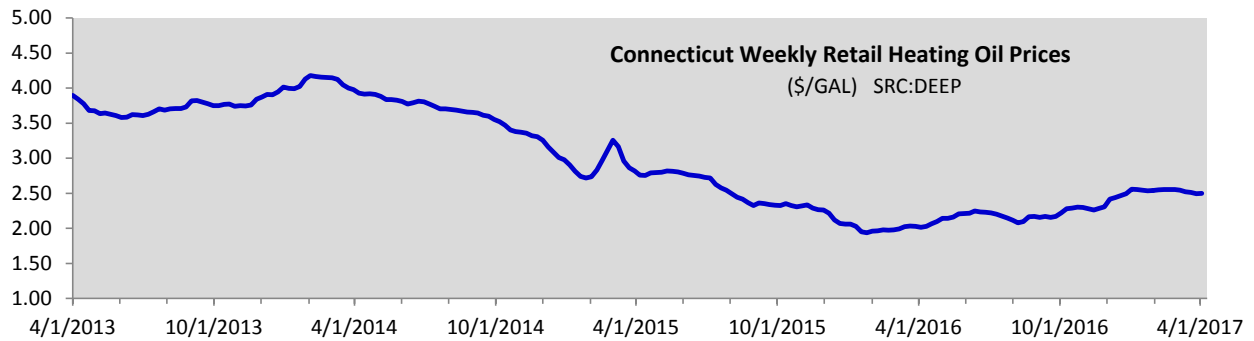
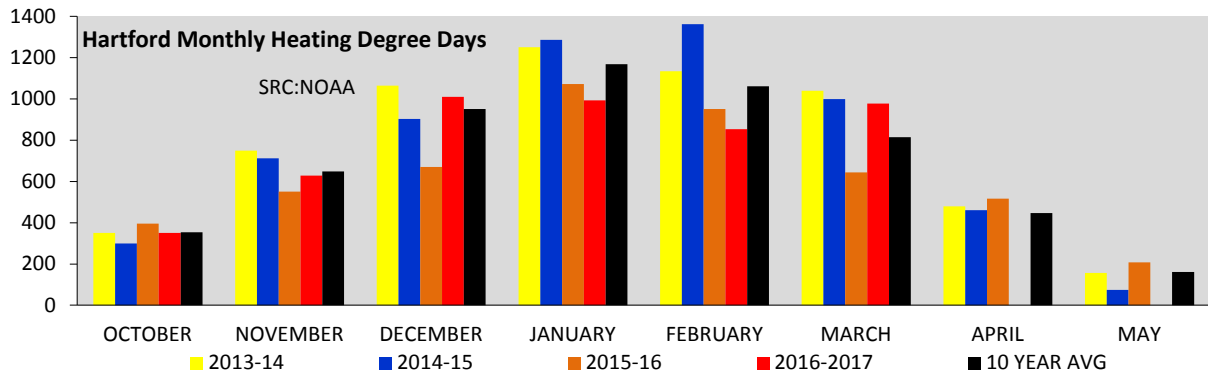
SRC: EIA

SRC: EIA

\* Total Cost/Kwh including generation and transmission components

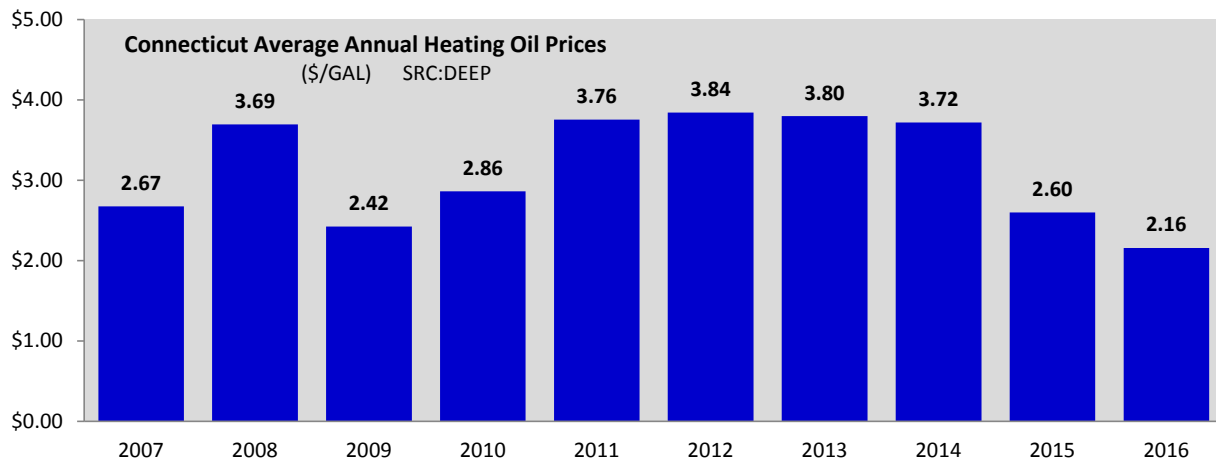
### PRICE COMPARISONS of HEATING FUELS IN \$ PER HEATING OIL GALLON EQUIVALENTS (HOGES)

	CT RES NAT GAS \$/GAL HOGES	CT HEATING OIL \$/GAL HOGES	CT RES PROPANE \$/GAL HOGES
Oct'15 - Jan'16	1.573	2.189	3.799
Oct'16- Jan'17	1.709	2.392	4.247

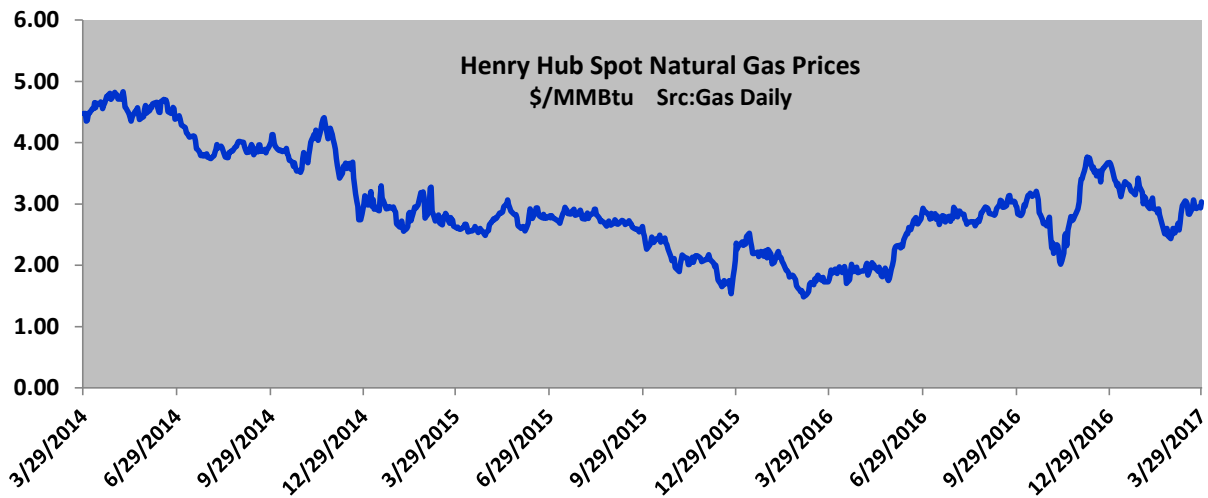
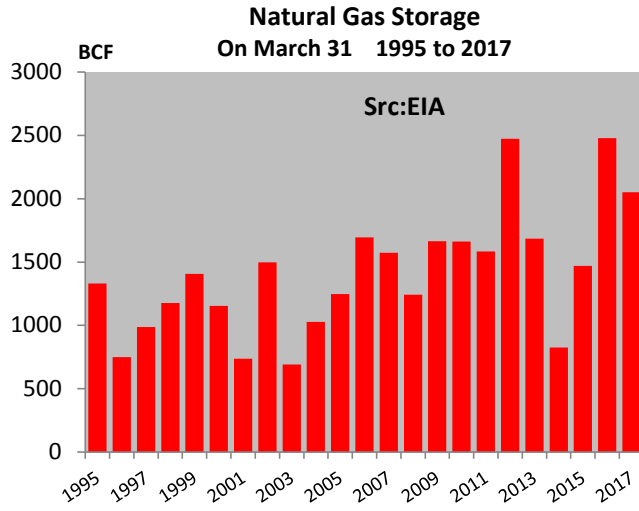
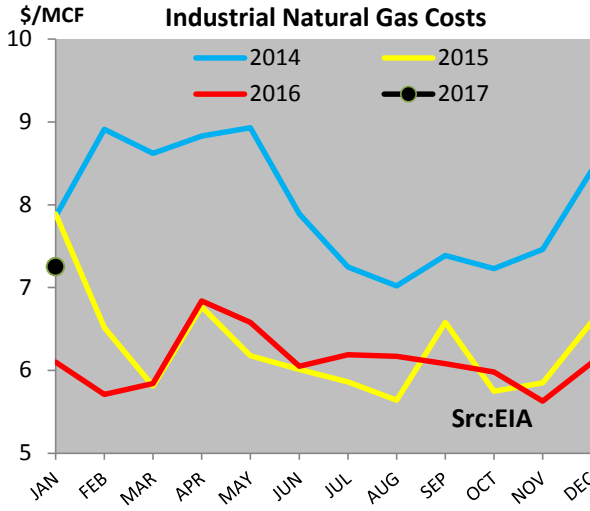
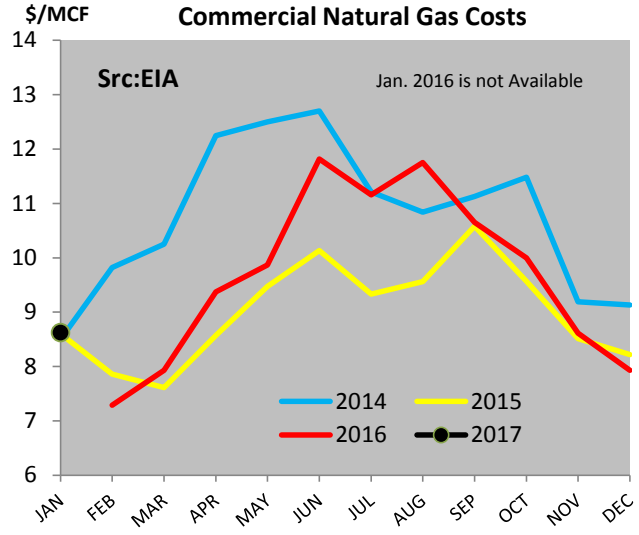
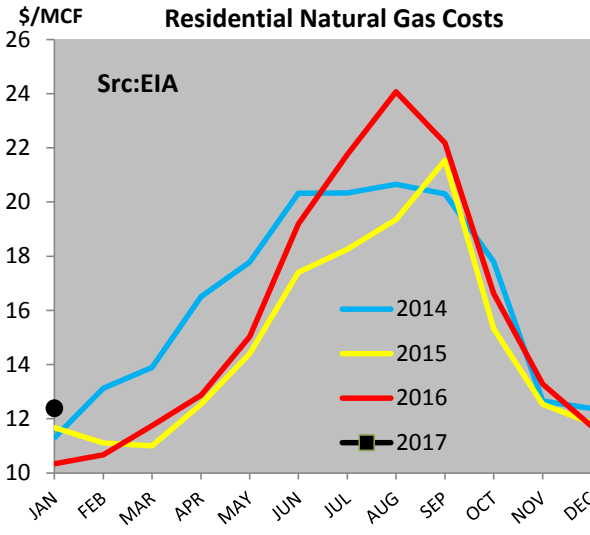


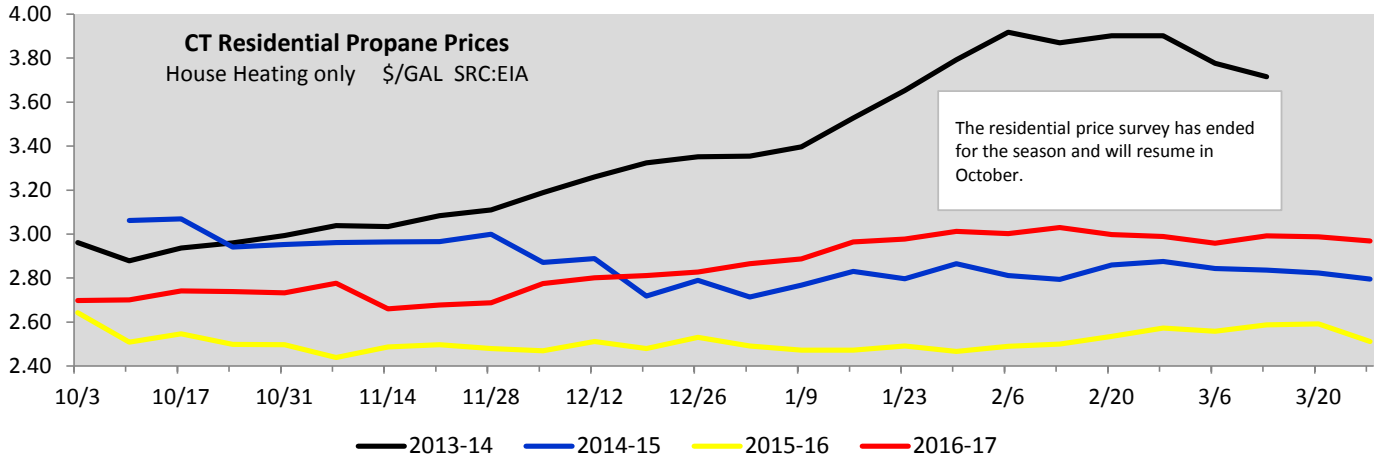
	Retail Heating Oil Prices \$/Gal Src:DEEP
4/4/2016	\$2.014
3/27/2017	\$2.492
4/3/2017	\$2.496
% Change Year Ago	23.9%
% Change Week Ago	0.2%

	Spot Heating Oil Prices \$/Gal Src:Oil Daily
4/5/2016	\$0.999
3/29/2017	\$1.496
4/5/2017	\$1.486
% Change Year Ago	48.8%
% Change Week Ago	-0.7%



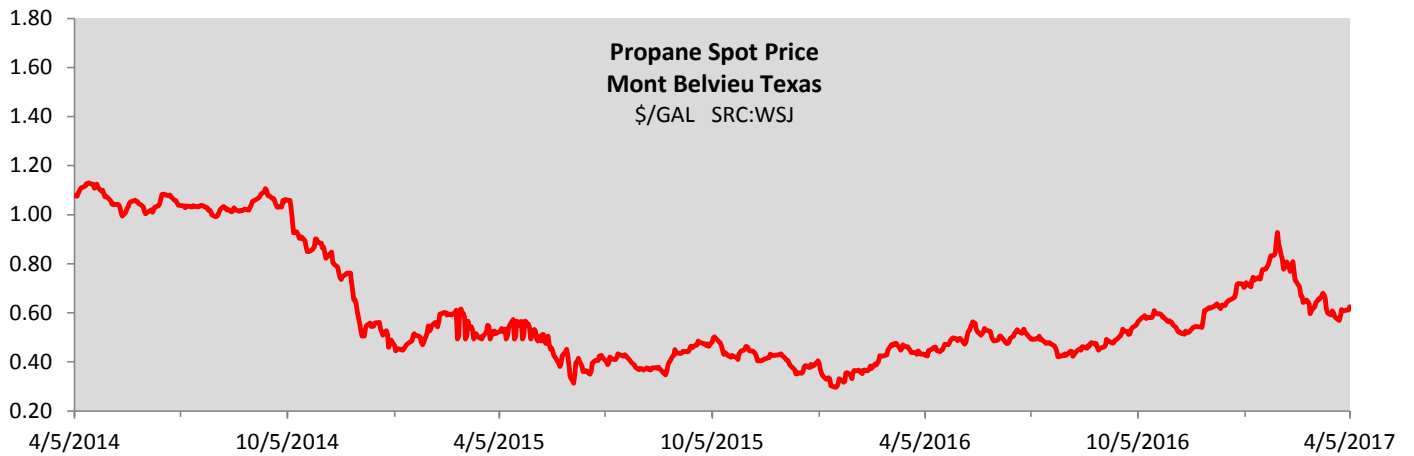
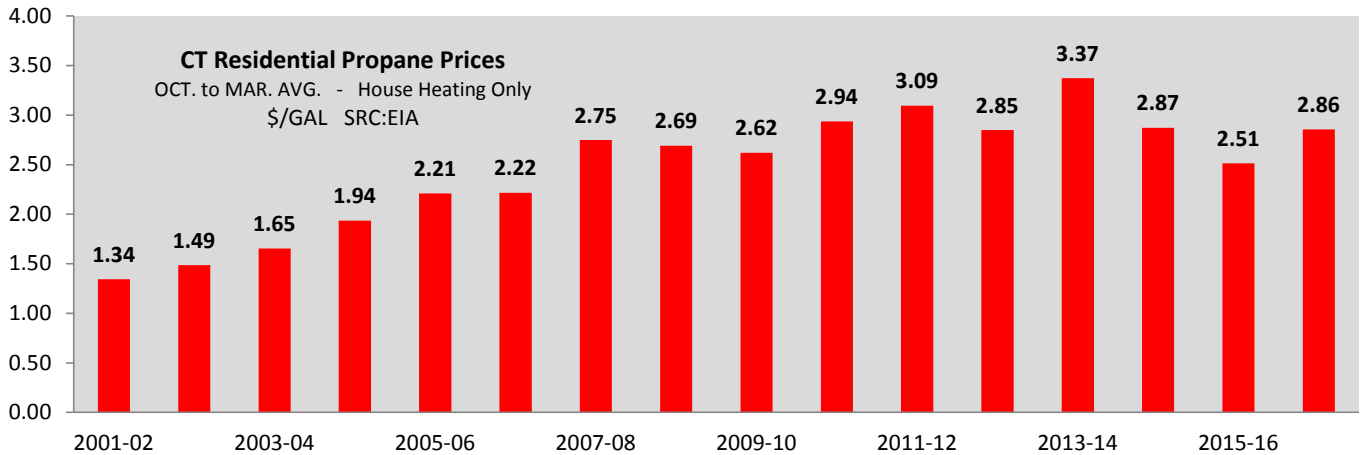
## Connecticut Natural Gas

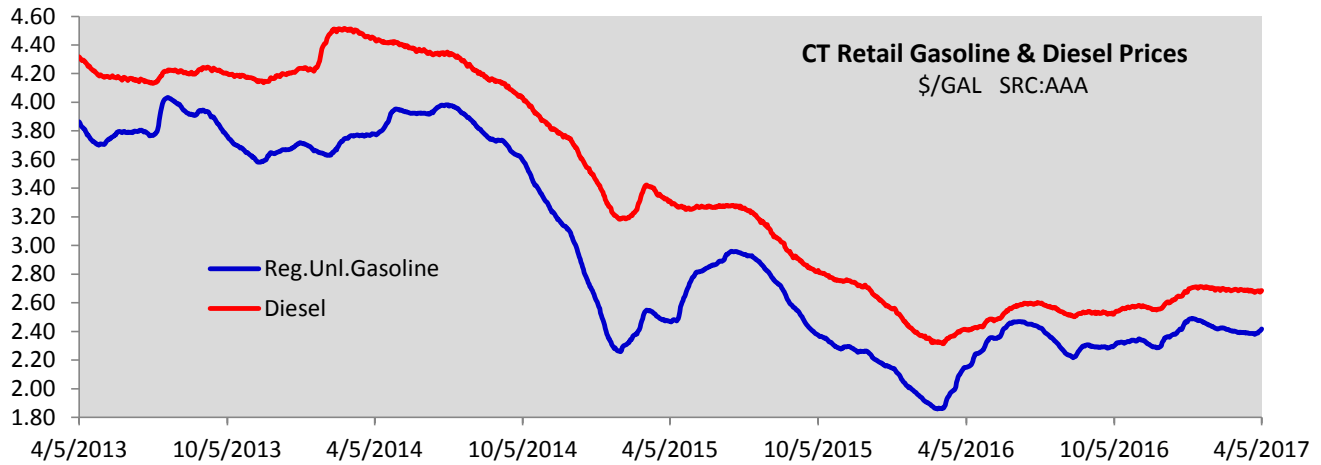




Retail Propane Heating Prices	
\$/Gal Src:EIA	
3/28/2016	\$2.512
3/20/2017	\$2.988
3/27/2017	\$2.969
% Change Year Ago	18.2%
% Change Week Ago	-0.6%

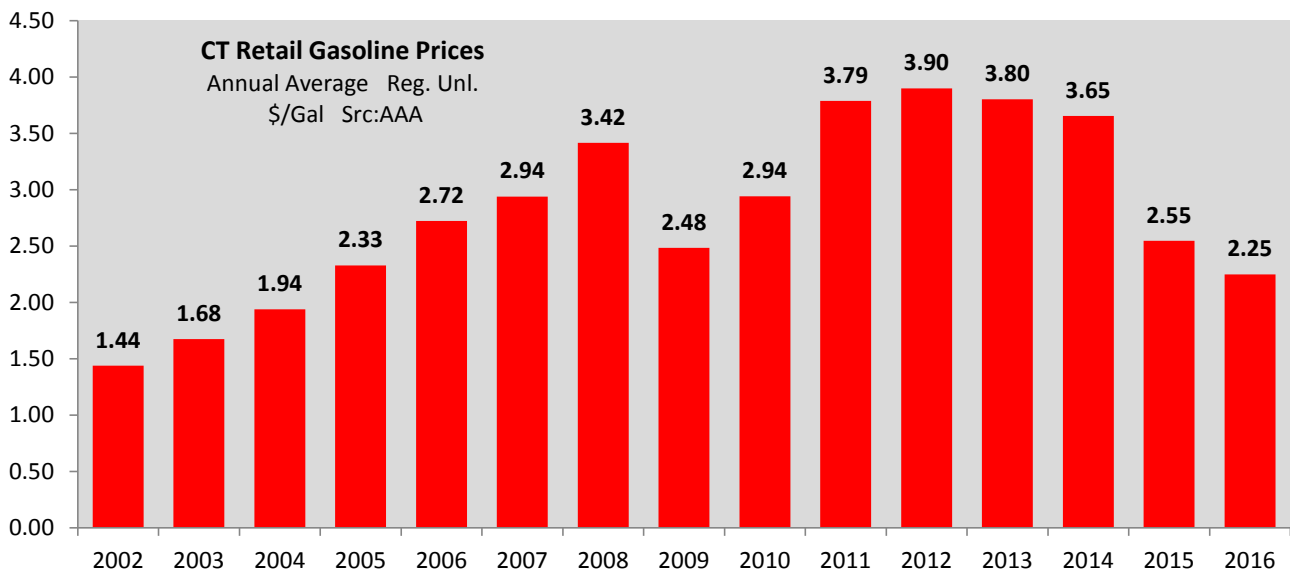
Spot Propane Prices	
\$/Gal Src:WSJ	
4/5/2016	\$0.426
3/29/2017	\$0.613
4/5/2017	\$0.625
% Change Year Ago	46.6%
% Change Week Ago	2.0%

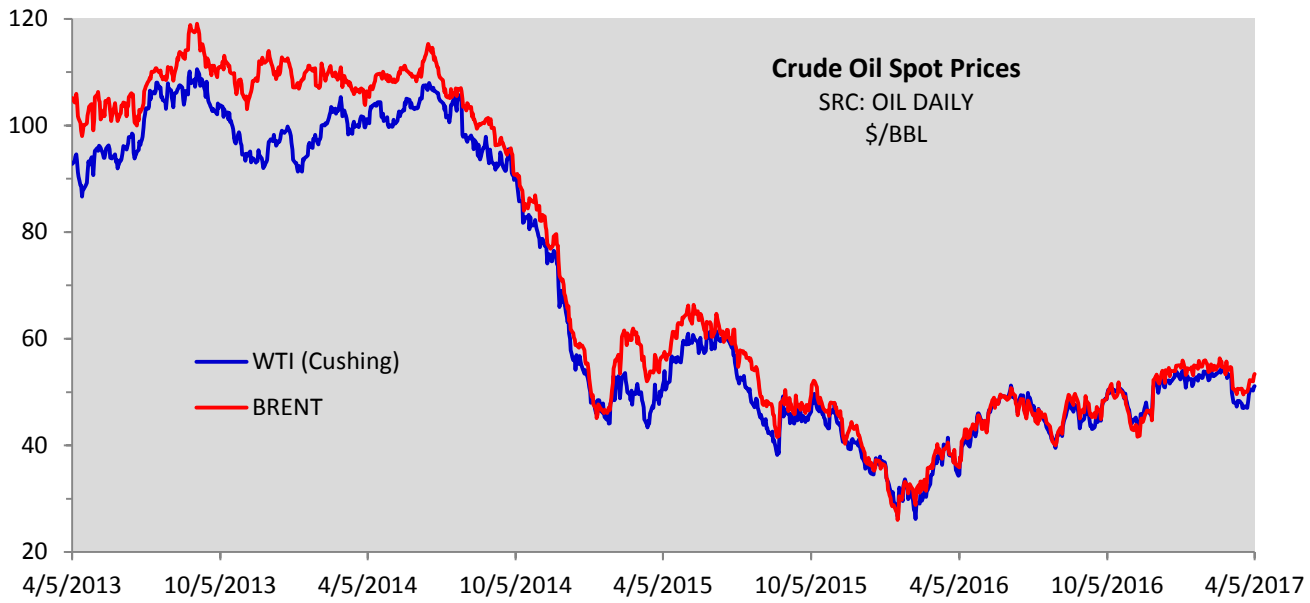




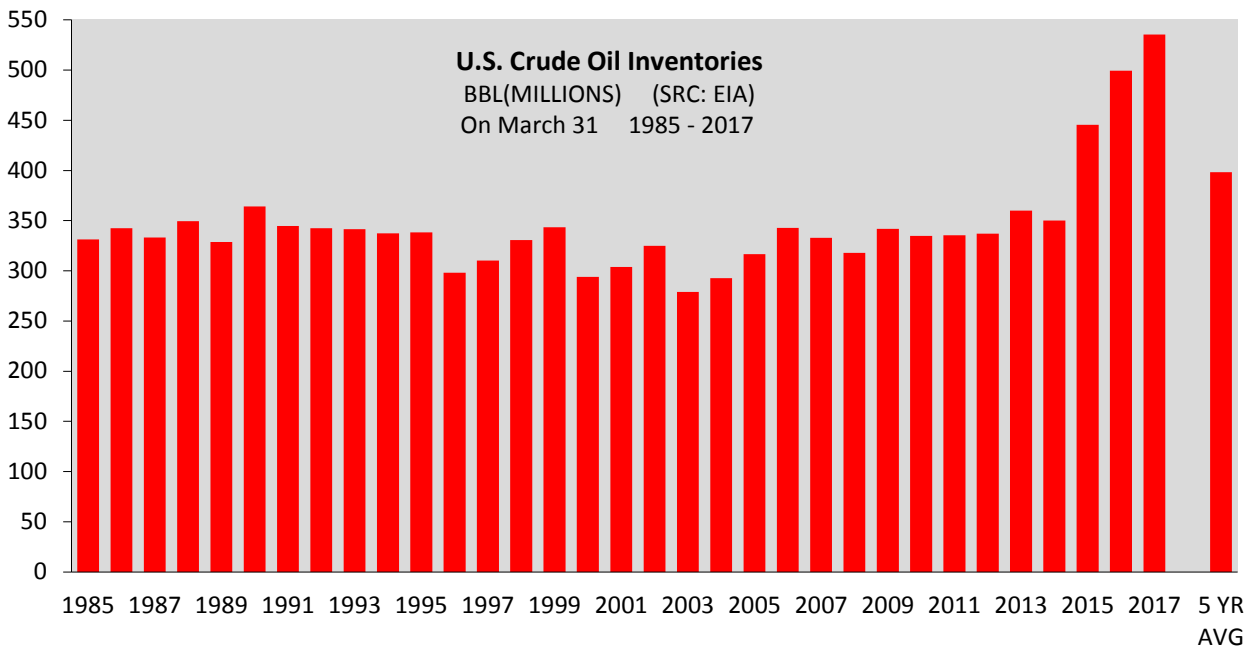
SRC:AAA \$/GAL	Connecticut Retail Regular Unleaded				
	Bridgeport	Hartford	New Haven-Meriden	New London-Norwich	Statewide
4/5/2016	2.223	2.127	2.137	2.136	2.150
3/29/2017	2.466	2.362	2.366	2.337	2.385
4/5/2017	2.501	2.395	2.394	2.372	2.418
% Change Week Ago	1.4%	1.4%	1.2%	1.5%	1.4%
% Change Year Ago	12.5%	12.6%	12.0%	11.0%	12.5%

SRC:AAA \$/GAL	Connecticut Retail Diesel				
	Bridgeport	Hartford	New Haven-Meriden	New London-Norwich	Statewide
4/5/2016	2.461	2.383	2.435	2.429	2.411
3/29/2017	2.747	2.650	2.689	2.600	2.679
4/5/2017	2.746	2.657	2.693	2.630	2.685
% Change Week Ago	0.0%	0.3%	0.1%	1.2%	0.2%
% Change Year Ago	11.6%	11.5%	10.6%	8.3%	11.4%

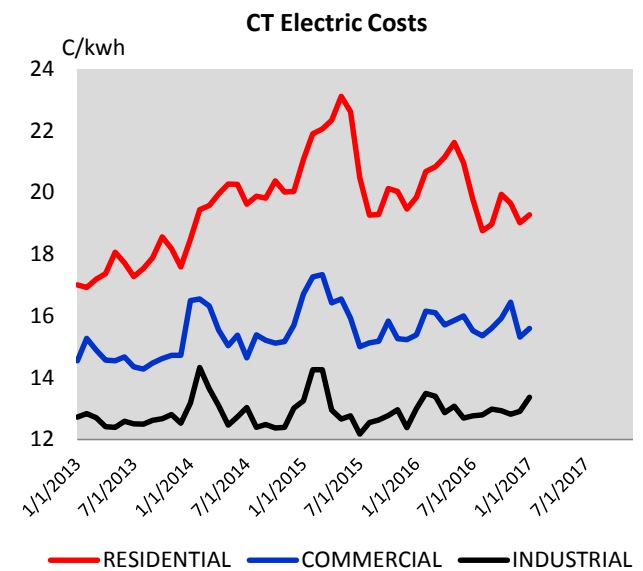
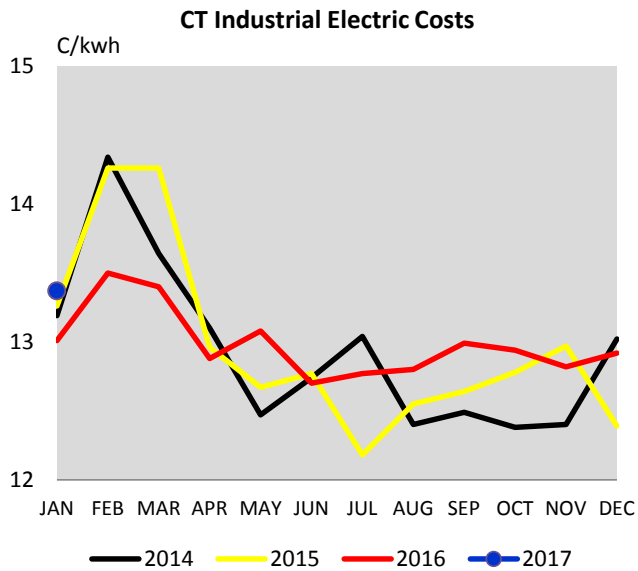
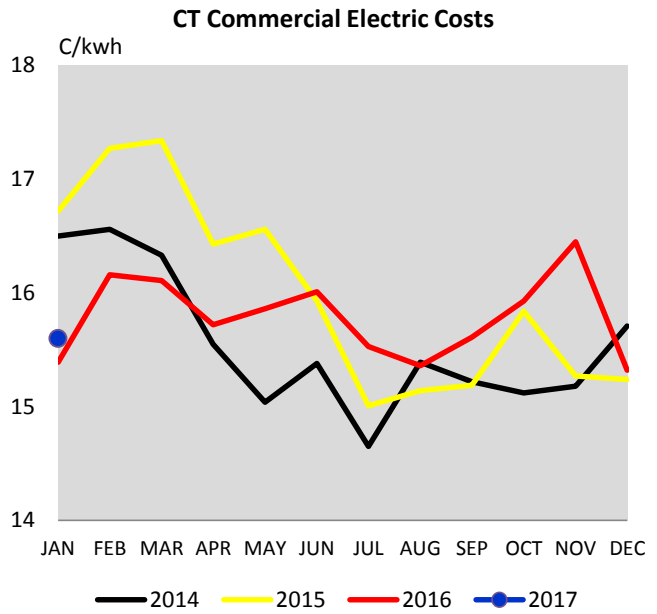
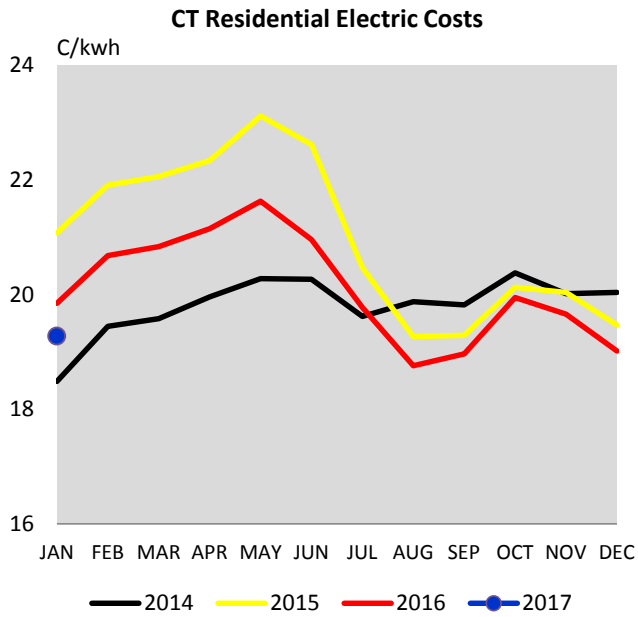




Crude Oil Spot Prices		
	\$/Bbl Src:Oil Daily	
	WTI	Brent
4/5/2016	34.52	35.88
3/29/2017	49.47	51.35
4/5/2017	51.14	53.40
% Change Year Ago	48.1%	48.8%
% Change Week Ago	3.4%	4.0%



**Average Retail Price of Electricity To Ultimate Customers By End-Use Sector**  
 U.S. Energy Information Administration / Electric Power Monthly  
 Cents Per Kilowatt-Hour



	Residential	Commercial	Industrial	Total
Src:EIA	Cents/Kwh	Cents/Kwh	Cents/Kwh	Cents/Kwh
January 2016	19.85	15.39	13.01	17.21
January 2017	19.28	15.60	13.37	17.15
% Change Year Ago	-2.9%	1.4%	2.8%	-0.3%