

CONNECTICUT ENERGY PRICE REPORT

Denotes falling prices compared to year earlier

Denotes flat prices compared to year earlier

Denotes rising prices compared to year earlier



**CONNECTICUT RETAIL
HEATING OIL**

\$/GAL

LATEST	2/13/2017	2.553
WEEK AGO	2/6/2017	2.545
MONTH AGO	1/16/2017	2.545
YEAR AGO	2/15/2016	1.976
SRC: DEEP		



**CRUDE OIL
WTI SPOT PRICE**

\$/BBL

2/15/2017	53.11
2/8/2017	52.37
1/15/2017	52.41
2/15/2016	29.12
SRC: OIL DAILY	



**CT RETAIL GASOLINE
UNLEADED REGULAR**

\$/GAL

2/15/2017	2.426
2/8/2017	2.419
1/15/2017	2.480
2/15/2016	1.907
SRC: AAA	



**CONNECTICUT RETAIL
RESIDENTIAL PROPANE**

\$/GAL

2/13/2017	3.030
2/6/2017	3.002
1/16/2017	2.964
2/15/2016	2.500
SRC: EIA	



**CT RESIDENTIAL
NATURAL GAS**

\$/MCF

LATEST	Nov-2016	13.28
YEAR AGO	Nov-2015	12.53
2 YEARS AGO	Nov-2014	12.65
3 YEARS AGO	Nov-2013	13.31
SRC: EIA		



**CT RESIDENTIAL
ELECTRICITY**

CENTS/KWH *

Nov-2016	19.66
Nov-2015	20.04
Nov-2014	20.02
Nov-2013	18.18
SRC: EIA	



**CT COMMERCIAL
ELECTRICITY**

CENTS/KWH *

Nov-2016	16.45
Nov-2015	15.27
Nov-2014	15.18
Nov-2013	14.73
SRC: EIA	



**CT INDUSTRIAL
ELECTRICITY**

CENTS/KWH *

Nov-2016	12.82
Nov-2015	12.97
Nov-2014	12.40
Nov-2013	12.81
SRC: EIA	

SRC: EIA

SRC: EIA

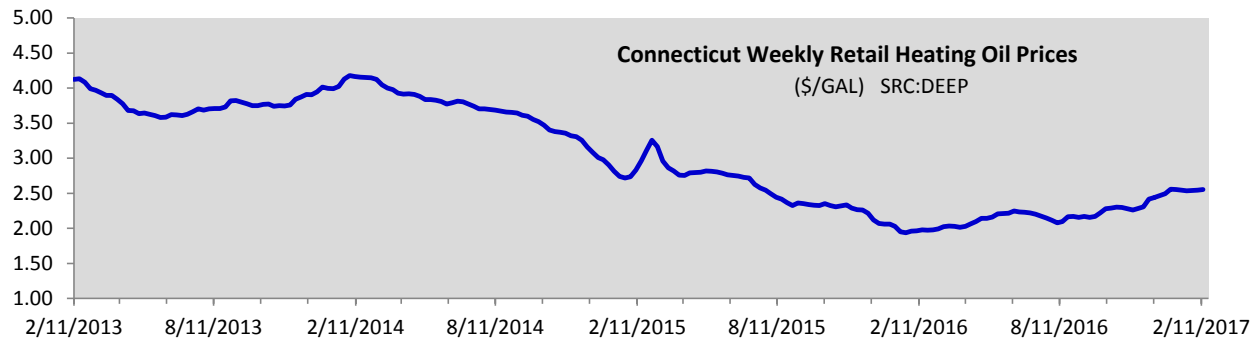
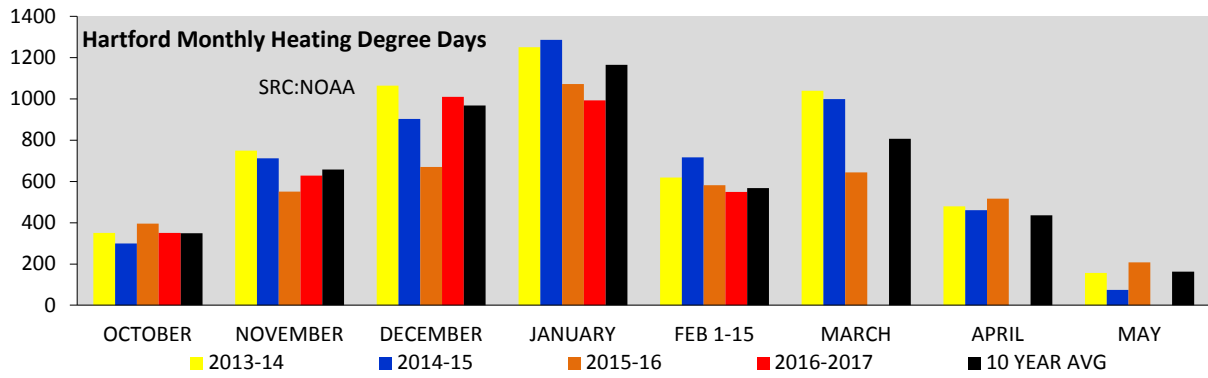
SRC: EIA

SRC: EIA

* Total Cost/Kwh including generation and transmission components

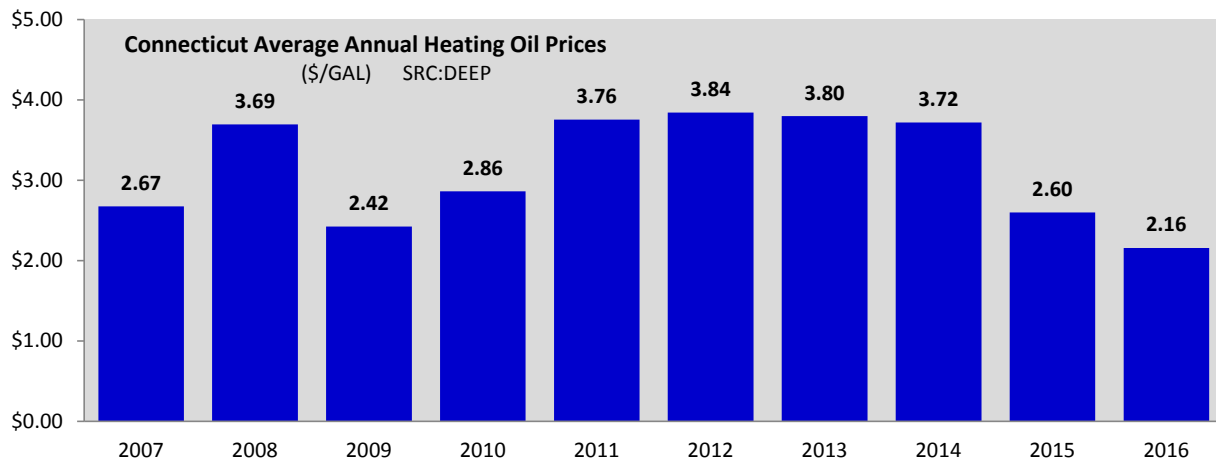
PRICE COMPARISONS of HEATING FUELS IN \$ PER HEATING OIL GALLON EQUIVALENTS (HOGES)

	CT RES NAT GAS \$/GAL HOGES	CT HEATING OIL \$/GAL HOGES	CT RES PROPANE \$/GAL HOGES
Oct'15 - Nov'15	1.819	2.309	3.813
Oct'16 - Nov'16	1.925	2.280	4.119

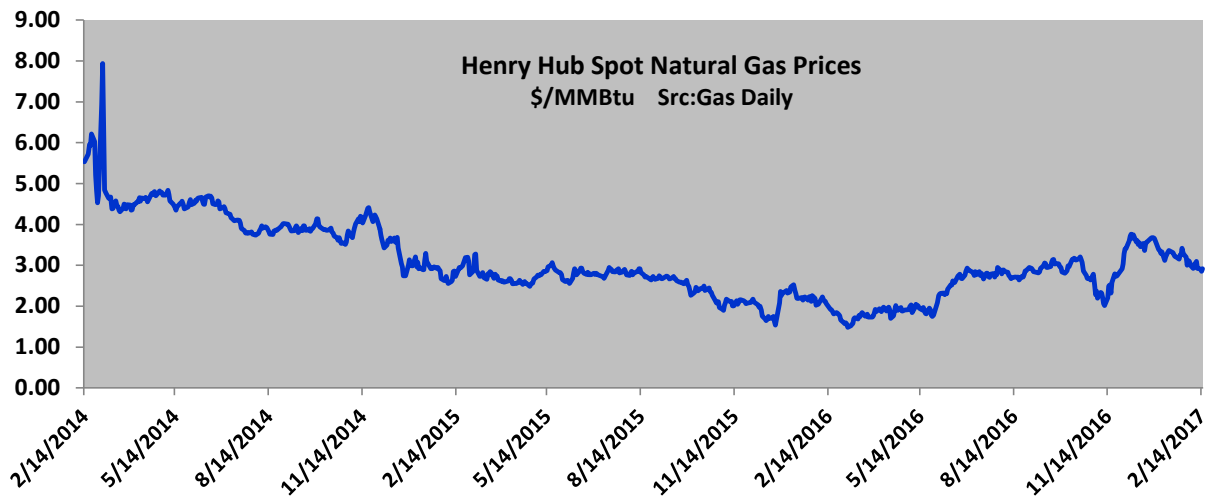
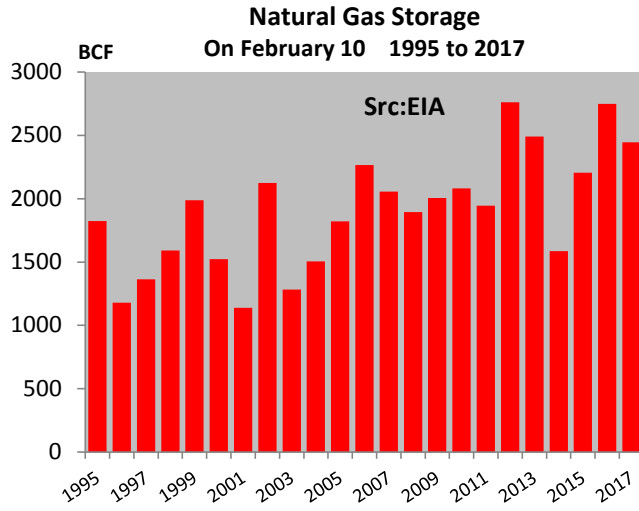
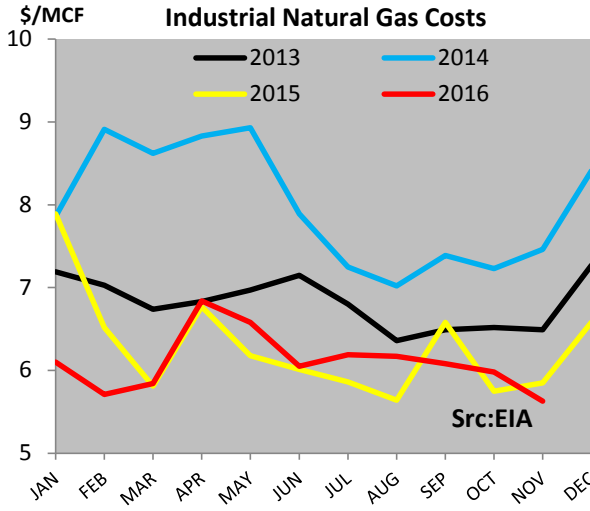
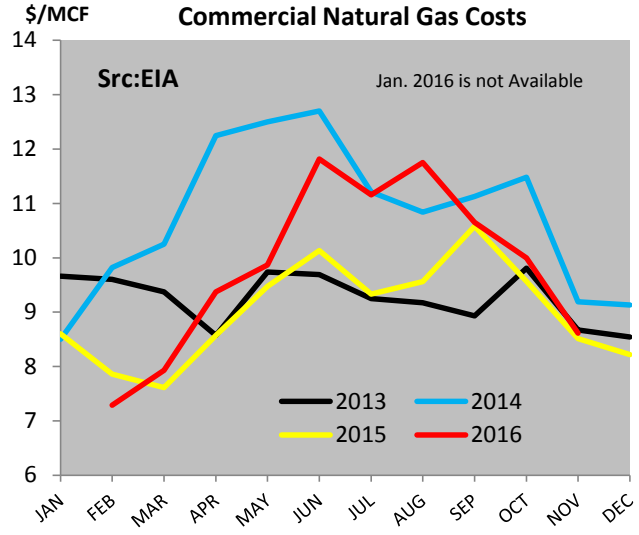
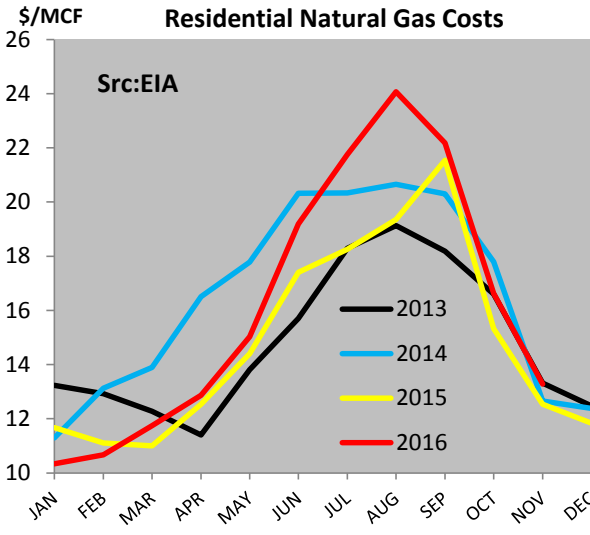


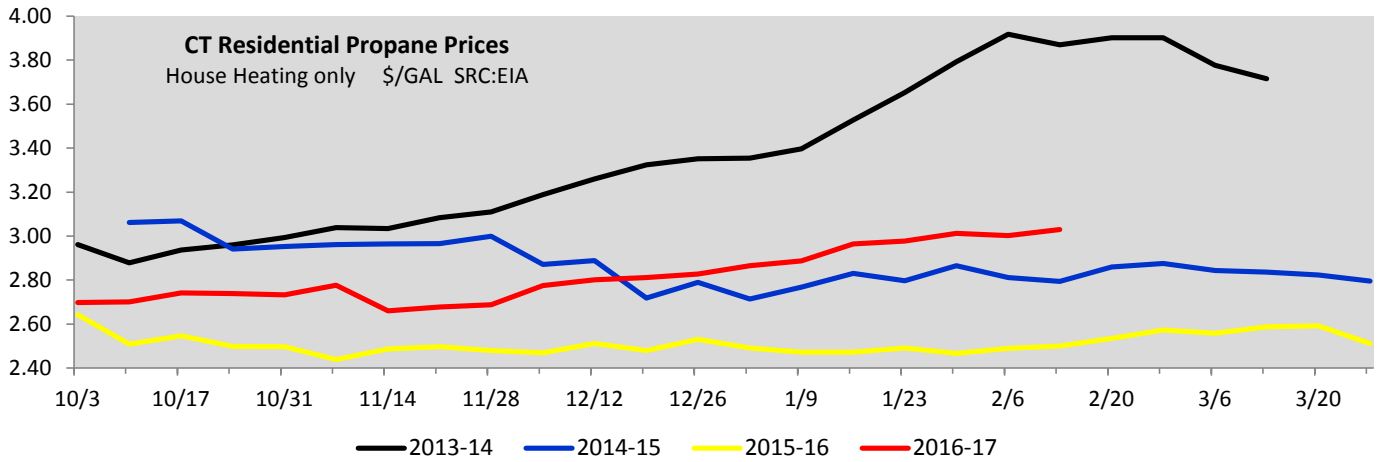
Retail Heating Oil Prices	
\$/Gal Src:DEEP	
2/15/2016	\$1.976
2/6/2017	\$2.545
2/13/2017	\$2.553
% Change Year Ago	29.2%
% Change Week Ago	0.3%

Spot Heating Oil Prices	
\$/Gal Src:Oil Daily	
2/15/2016	\$0.969
2/8/2017	\$1.547
2/15/2017	\$1.543
% Change Year Ago	59.3%
% Change Week Ago	-0.3%



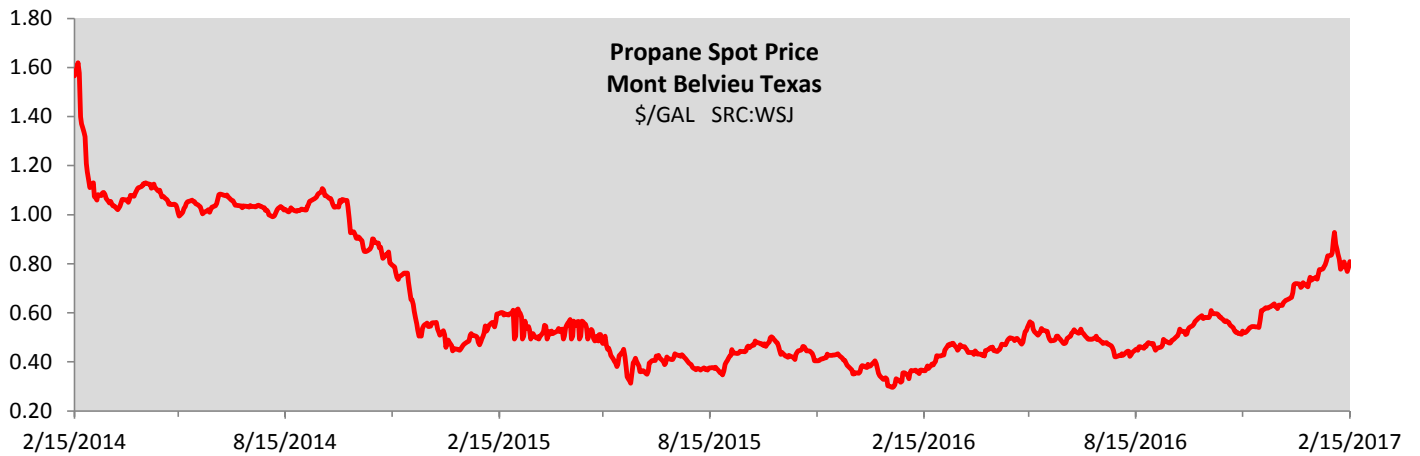
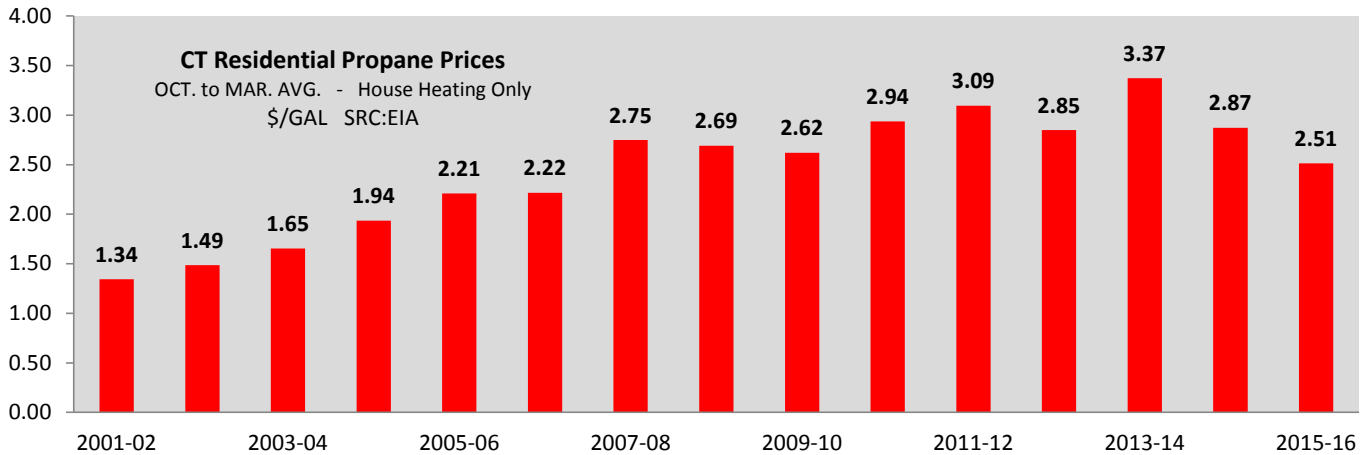
Connecticut Natural Gas

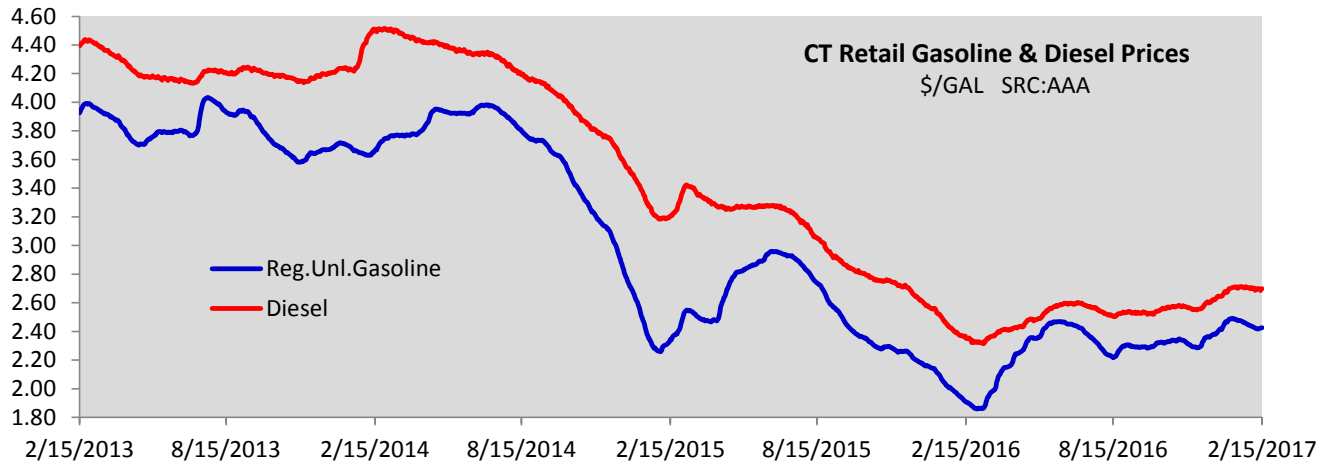




Retail Propane Heating Prices	
\$/Gal Src:Eia	
2/15/2016	\$2.500
2/6/2017	\$3.002
2/13/2017	\$3.030
% Change Year Ago	21.2%
% Change Week Ago	0.9%

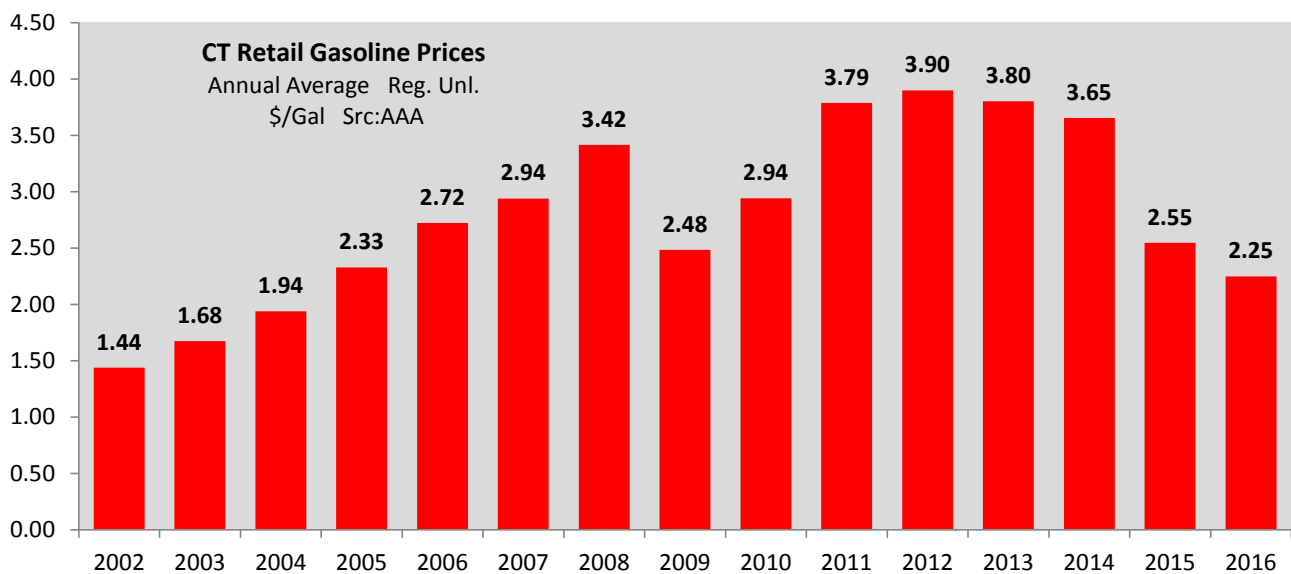
Spot Propane Prices	
\$/Gal Src:WSJ	
2/15/2016	\$0.365
2/8/2017	\$0.783
2/15/2017	\$0.809
% Change Year Ago	121.9%
% Change Week Ago	3.4%

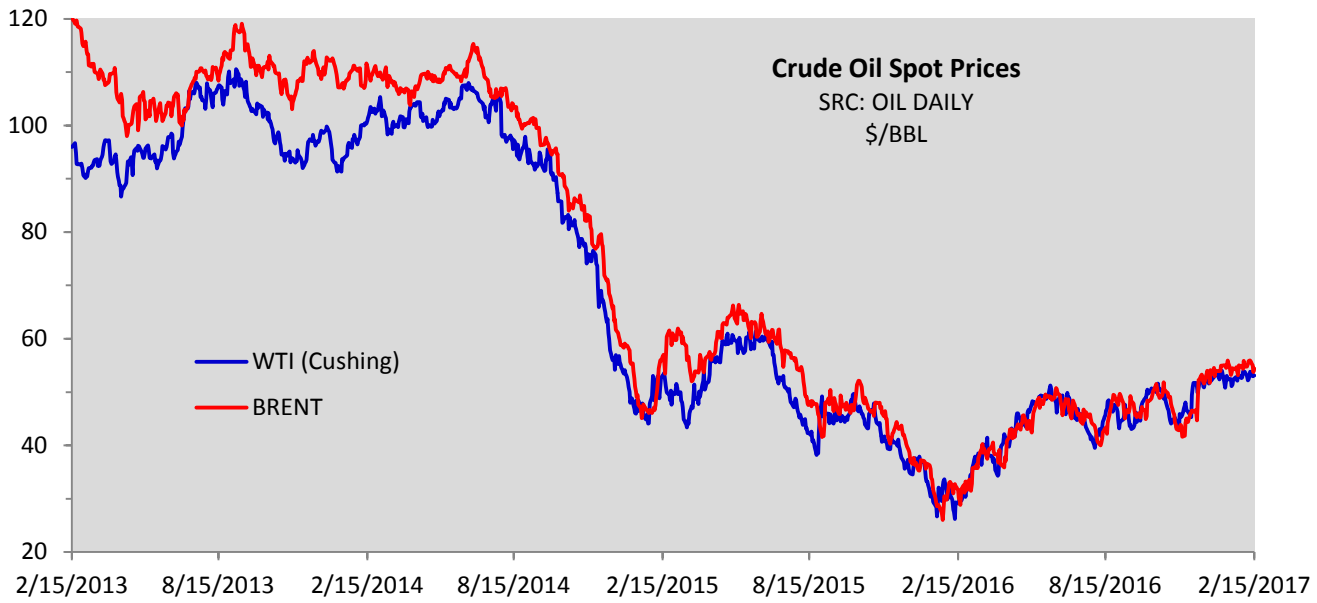




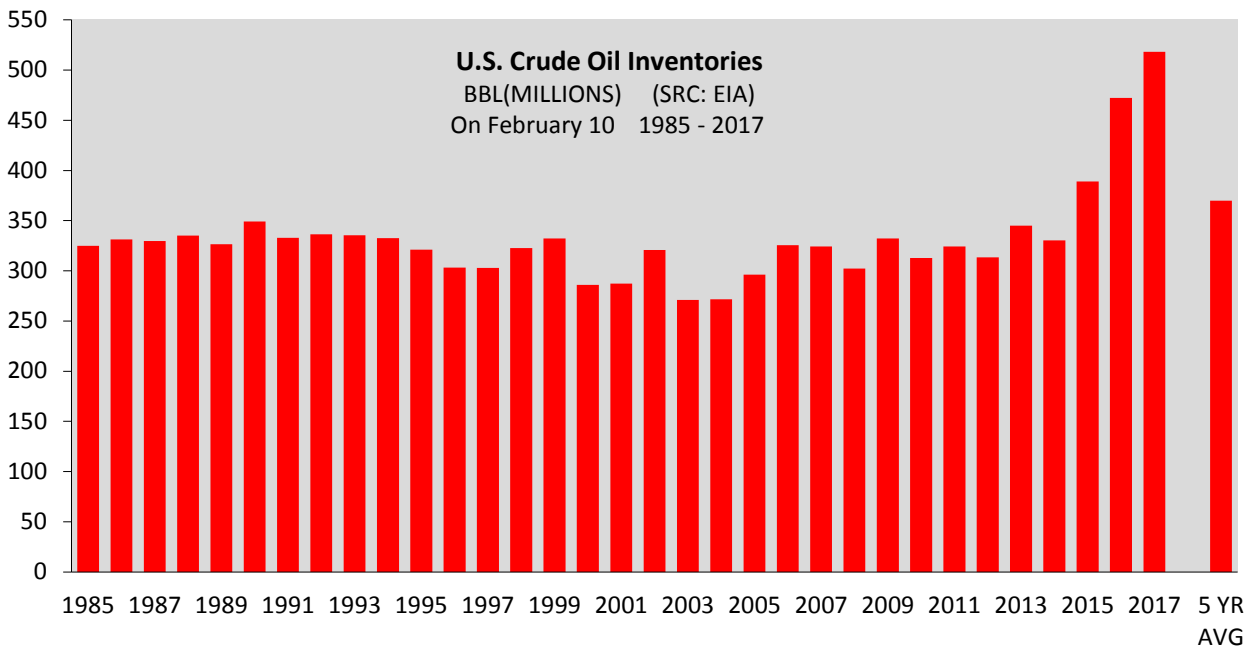
SRC:AAA \$/GAL	Connecticut Retail Regular Unleaded				
	Bridgeport	Hartford	New Haven-Meriden	New London-Norwich	Statewide
2/15/2016	2.033	1.866	1.885	1.879	1.907
2/8/2017	2.507	2.393	2.401	2.364	2.419
2/15/2017	2.511	2.400	2.405	2.381	2.426
% Change Week Ago	0.2%	0.3%	0.2%	0.7%	0.3%
% Change Year Ago	23.5%	28.6%	27.6%	26.7%	27.2%

SRC:AAA \$/GAL	Connecticut Retail Diesel				
	Bridgeport	Hartford	New Haven-Meriden	New London-Norwich	Statewide
2/15/2016	2.416	2.330	2.362	2.310	2.353
2/8/2017	2.755	2.673	2.707	2.637	2.698
2/15/2017	2.753	2.683	2.697	2.645	2.700
% Change Week Ago	-0.1%	0.4%	-0.4%	0.3%	0.1%
% Change Year Ago	13.9%	15.2%	14.2%	14.5%	14.7%

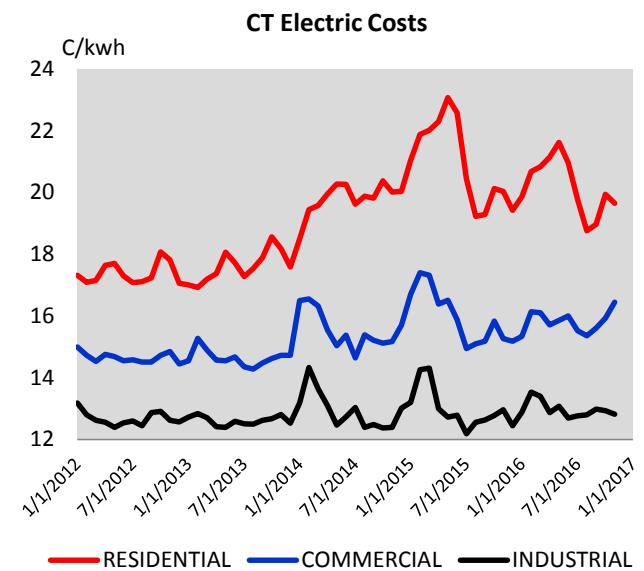
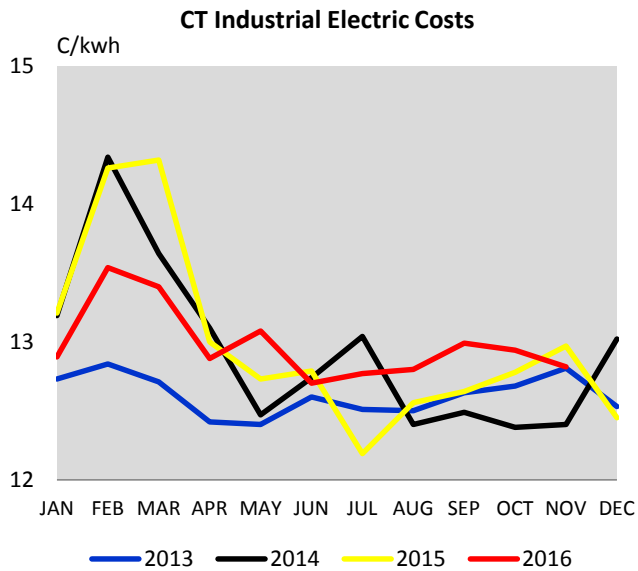
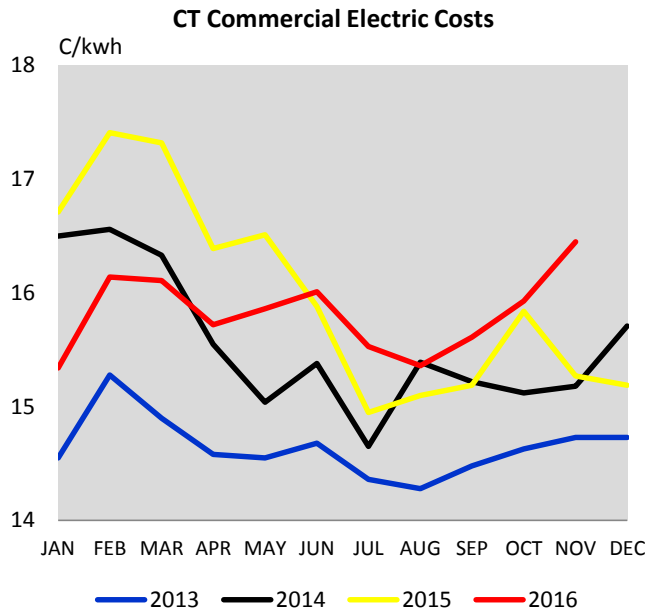
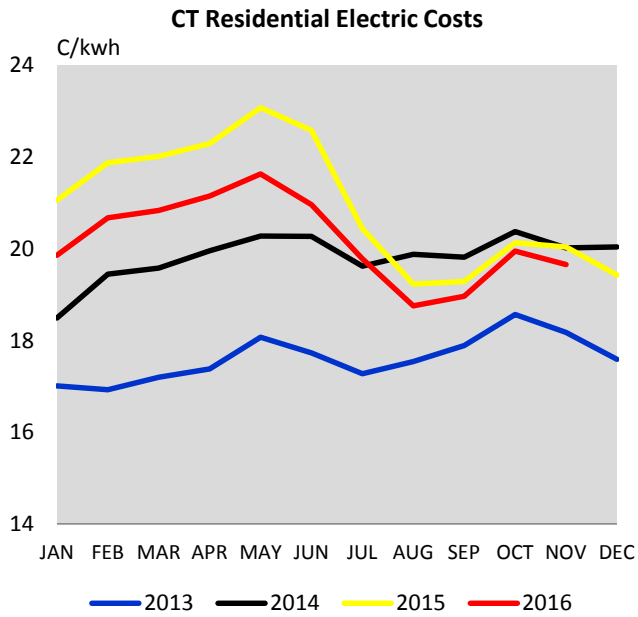




Crude Oil Spot Prices		
	\$/Bbl Src:Oil Daily	
	WTI	Brent
2/15/2016	29.12	32.58
2/8/2017	52.37	54.41
2/15/2017	53.11	54.56
% Change Year Ago	82.4%	67.5%
% Change Week Ago	1.4%	0.3%



Average Retail Price of Electricity To Ultimate Customers By End-Use Sector
 U.S. Energy Information Administration / Electric Power Monthly
 Cents Per Kilowatt-Hour



	Residential	Commercial	Industrial	Total
Src:EIA	Cents/Kwh	Cents/Kwh	Cents/Kwh	Cents/Kwh
November 2015	20.04	15.27	12.97	16.88
November 2016	19.66	16.45	12.82	17.27
% Change Year Ago	-1.9%	7.7%	-1.2%	2.3%