

## CONNECTICUT ENERGY PRICE REPORT

Denotes falling prices compared to year earlier

Denotes flat prices compared to year earlier

Denotes rising prices compared to year earlier



**CONNECTICUT RETAIL  
HEATING OIL**

**\$/GAL**

<b>LATEST</b>	<b>5/29/2017</b>	<b>2.402</b>
<b>WEEK AGO</b>	5/22/2017	2.392
<b>MONTH AGO</b>	5/1/2017	2.452
<b>YEAR AGO</b>	5/30/2016	2.212
SRC: DEEP		



**CRUDE OIL  
WTI SPOT PRICE**

**\$/BBL**

<b>5/31/2017</b>	<b>48.29</b>
5/24/2017	50.99
5/1/2017	48.83
5/31/2016	49.10
SRC: OIL DAILY	



**CT RETAIL GASOLINE  
UNLEADED REGULAR**

**\$/GAL**

<b>5/31/2017</b>	<b>2.517</b>
5/24/2017	2.512
5/3/2017	2.521
5/31/2016	2.456
SRC: AAA	



**CONNECTICUT RETAIL  
RESIDENTIAL PROPANE**

**\$/GAL**

<b>3/27/2017</b>	<b>2.969</b>
3/20/2017	2.988
2/27/2017	2.989
3/28/2016	2.512
SRC: EIA	



**CT RESIDENTIAL  
NATURAL GAS**

**\$/MCF**

<b>LATEST</b>	<b>Mar-2017</b>	<b>12.31</b>
<b>YEAR AGO</b>	Mar-2016	11.74
<b>2 YEARS AGO</b>	Mar-2015	11.00
<b>3 YEARS AGO</b>	Mar-2014	13.89
SRC: EIA		



**CT RESIDENTIAL  
ELECTRICITY**

**CENTS/KWH \***

<b>Mar-2017</b>	<b>20.06</b>
Mar-2016	20.84
Mar-2015	22.06
Mar-2014	19.58
SRC: EIA	



**CT COMMERCIAL  
ELECTRICITY**

**CENTS/KWH \***

<b>Mar-2017</b>	<b>16.03</b>
Mar-2016	16.11
Mar-2015	17.34
Mar-2014	16.33
SRC: EIA	



**CT INDUSTRIAL  
ELECTRICITY**

**CENTS/KWH \***

<b>Mar-2017</b>	<b>13.21</b>
Mar-2016	13.44
Mar-2015	14.26
Mar-2014	13.64
SRC: EIA	

SRC: EIA

SRC: EIA

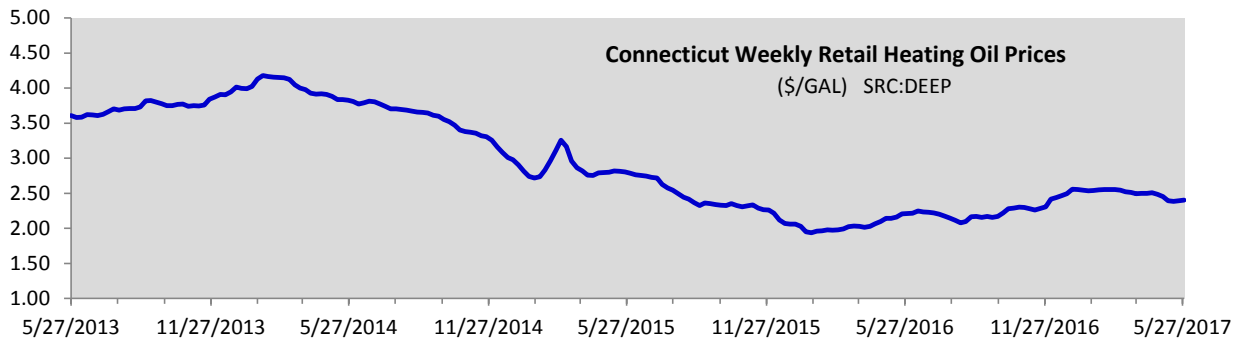
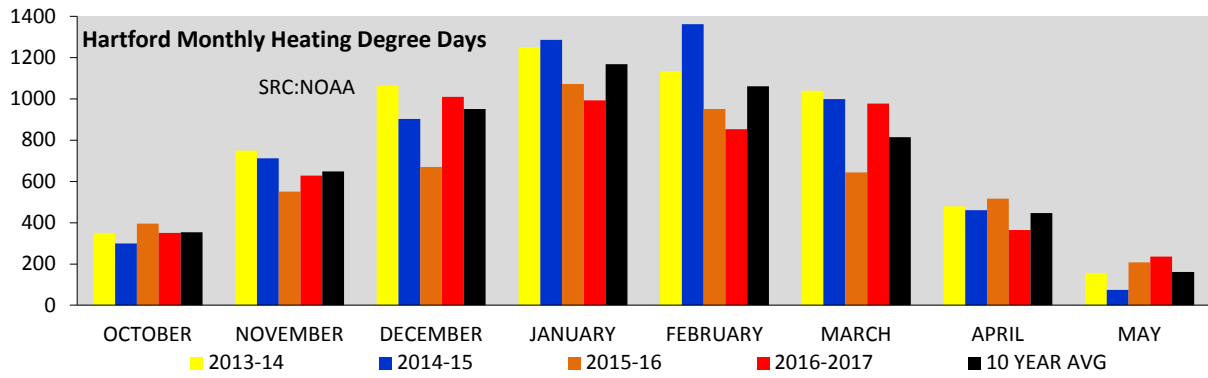
SRC: EIA

SRC: EIA

\* Total Cost/Kwh including generation and transmission components

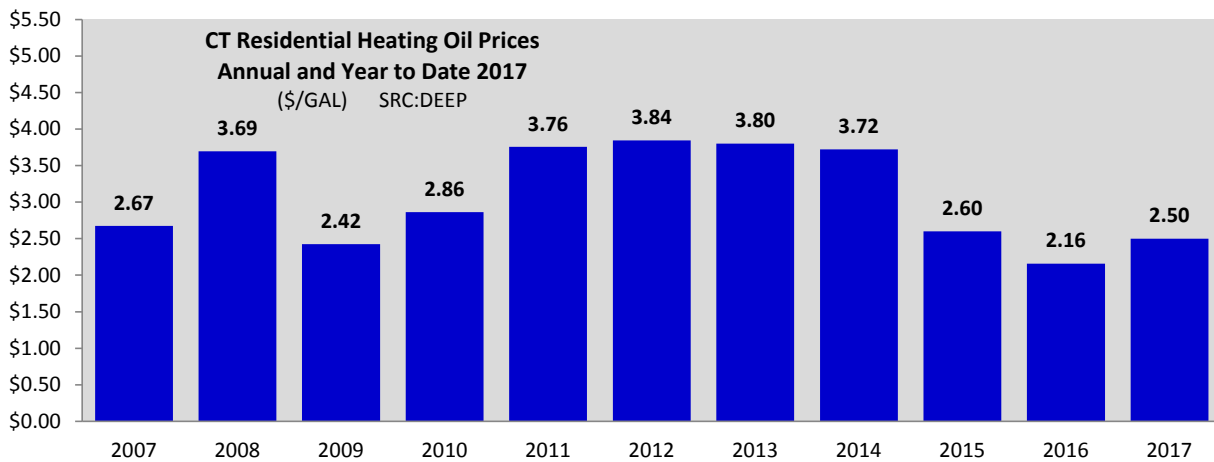
### PRICE COMPARISONS of HEATING FUELS IN \$ PER HEATING OIL GALLON EQUIVALENTS (HOGES)

	<b>CT RES NAT GAS \$/GAL HOGES</b>	<b>CT HEATING OIL \$/GAL HOGES</b>	<b>CT RES PROPANE \$/GAL HOGES</b>
Oct'15 - Mar'16	1.540	2.121	3.816
Oct'16 - Mar'17	1.711	2.436	4.337

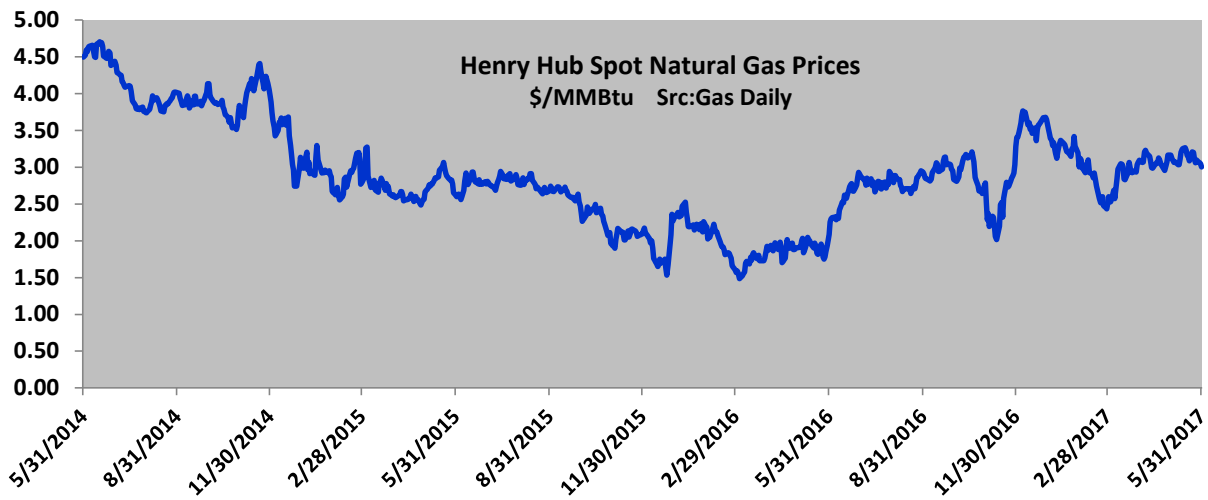
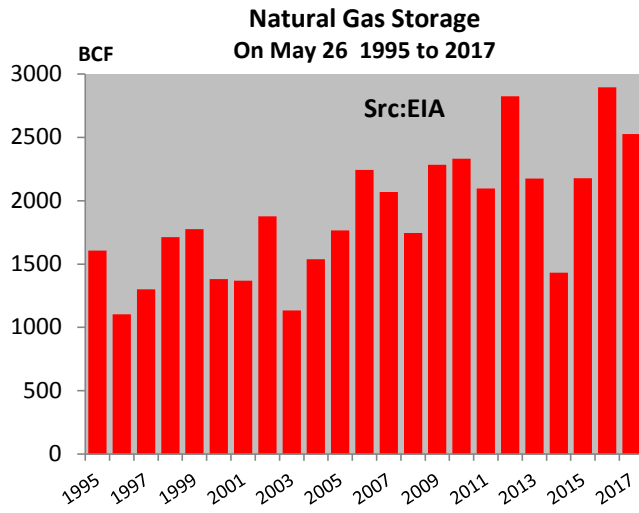
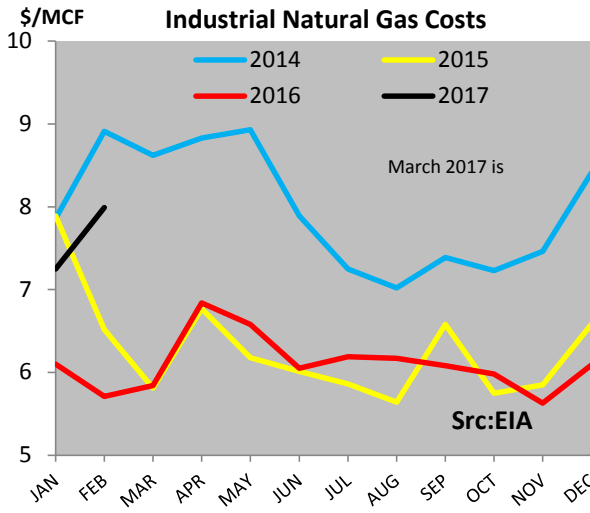
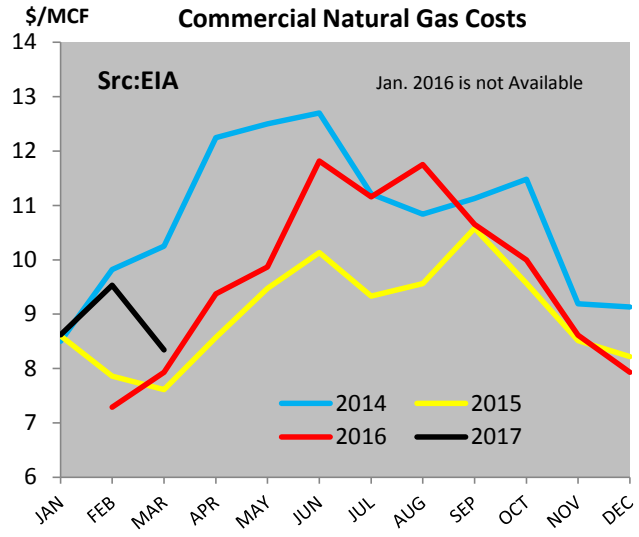
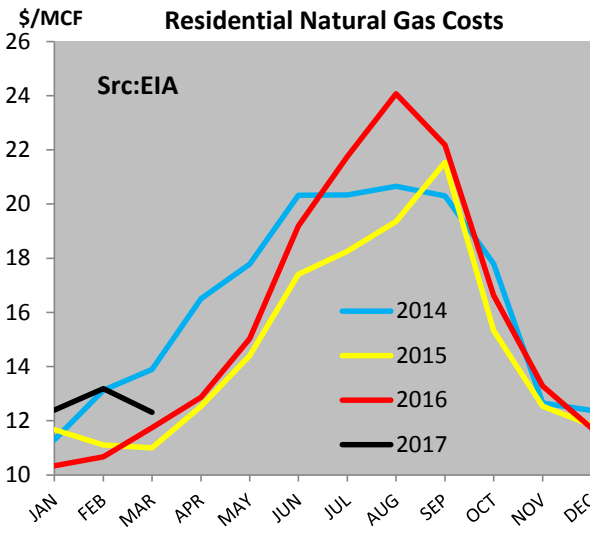


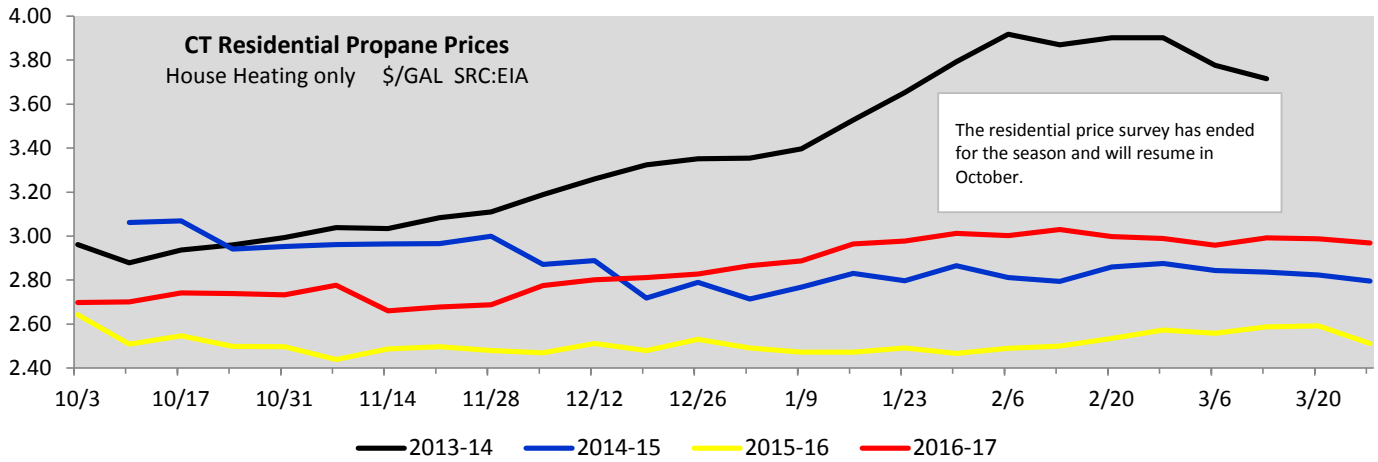
	Retail Heating Oil Prices \$/Gal Src:DEEP
5/30/2016	\$2.212
5/22/2017	\$2.392
5/29/2017	\$2.402
% Change Year Ago	8.6%
% Change Week Ago	0.5%

	Spot Heating Oil Prices \$/Gal Src:Oil Daily
5/31/2016	\$1.418
5/24/2017	\$1.536
5/31/2017	\$1.435
% Change Year Ago	1.2%
% Change Week Ago	-6.6%



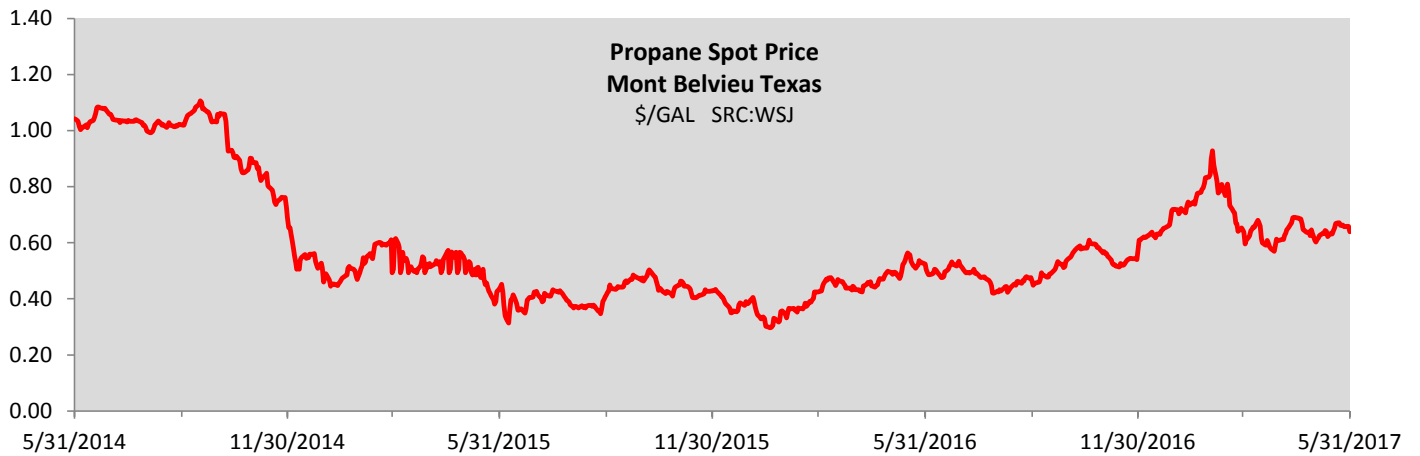
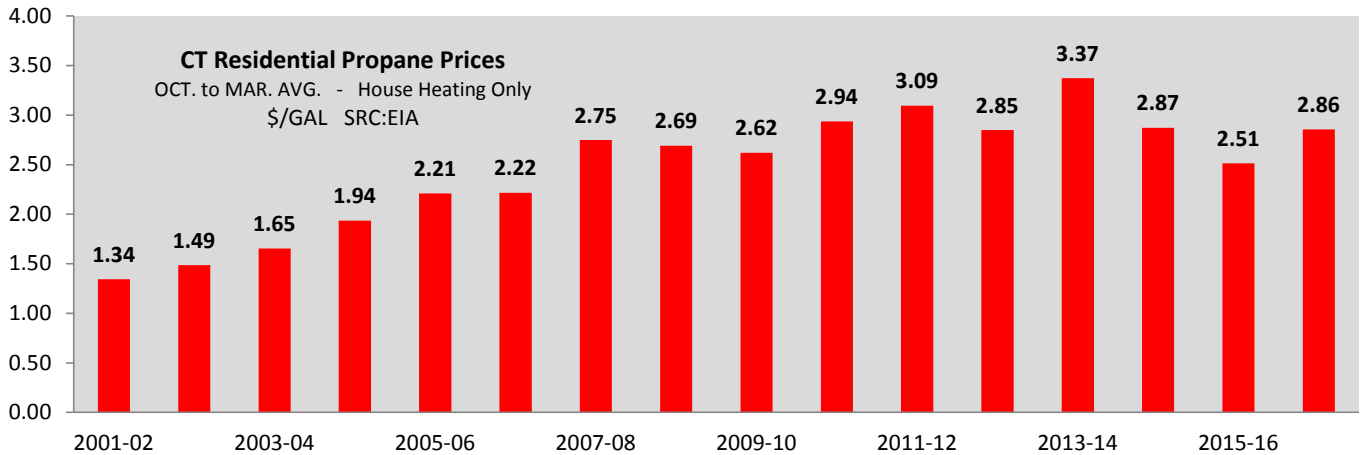
## Connecticut Natural Gas

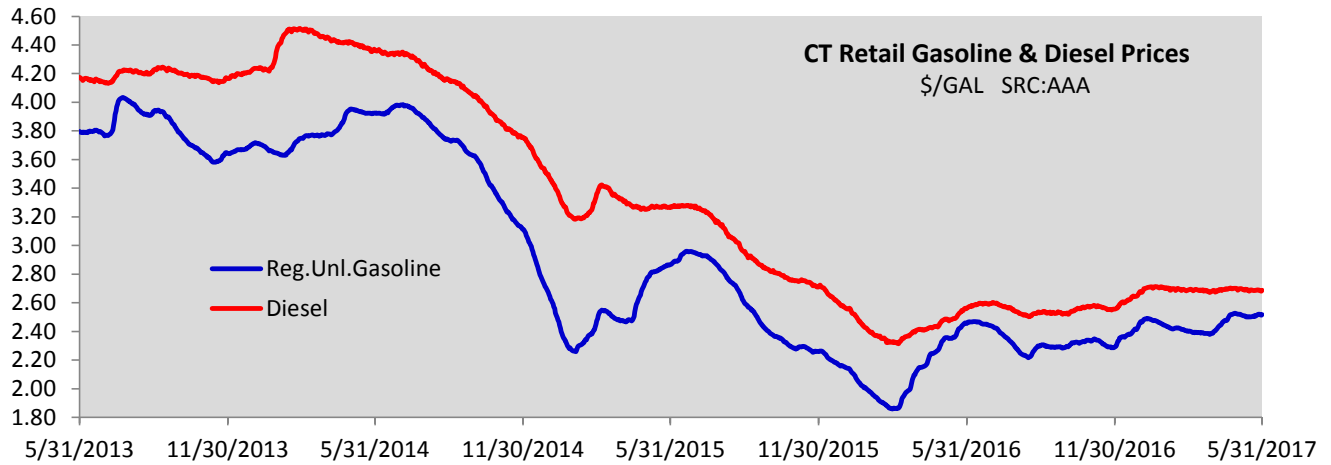




Retail Propane Heating Prices	
\$/Gal Src:EIA	
3/28/2016	\$2.512
3/20/2017	\$2.988
3/27/2017	\$2.969
% Change Year Ago	18.2%
% Change Week Ago	-0.6%

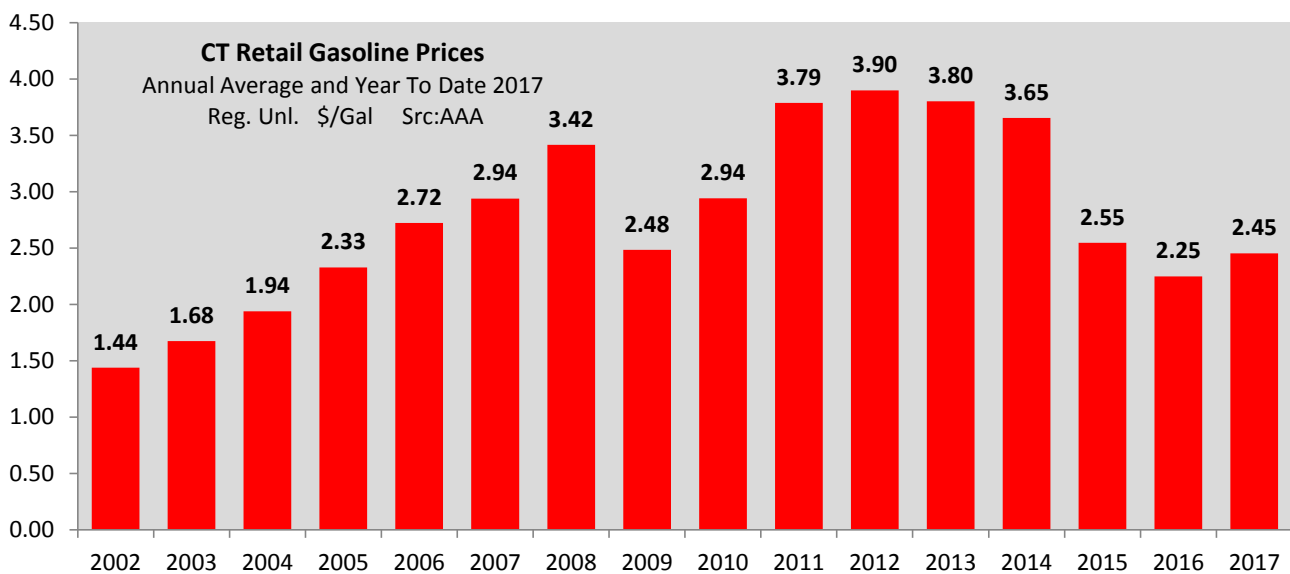
Spot Propane Prices	
\$/Gal Src:WSJ	
5/31/2016	\$0.524
5/24/2017	\$0.662
5/31/2017	\$0.639
% Change Year Ago	21.9%
% Change Week Ago	-3.5%

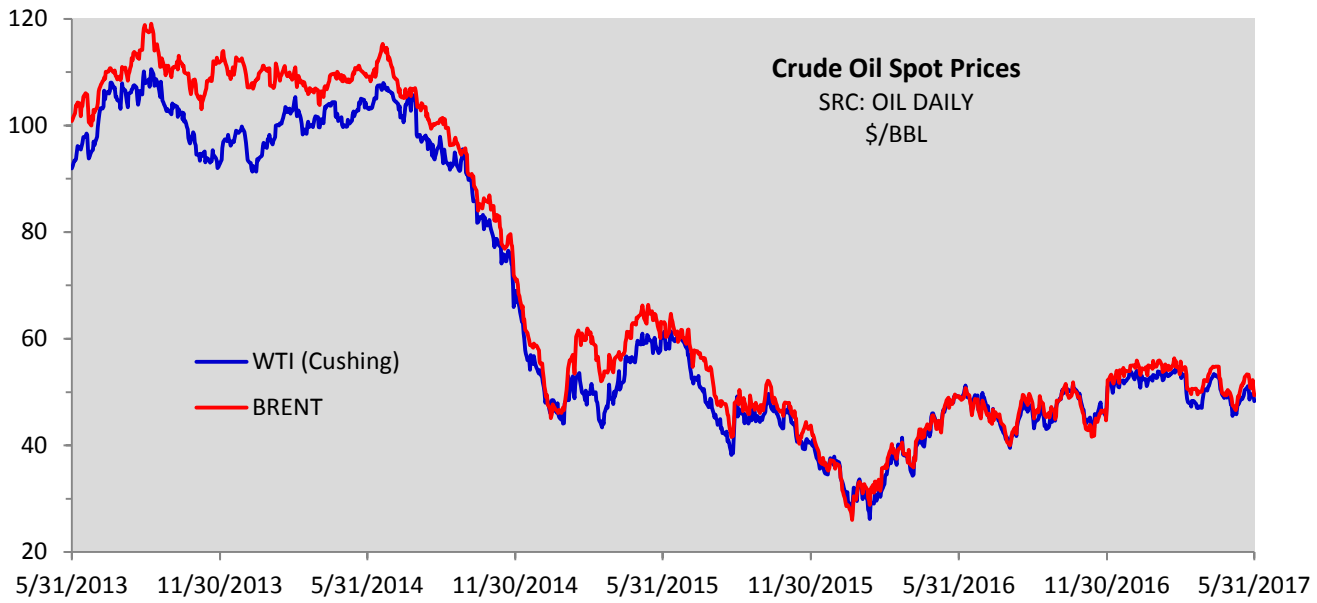




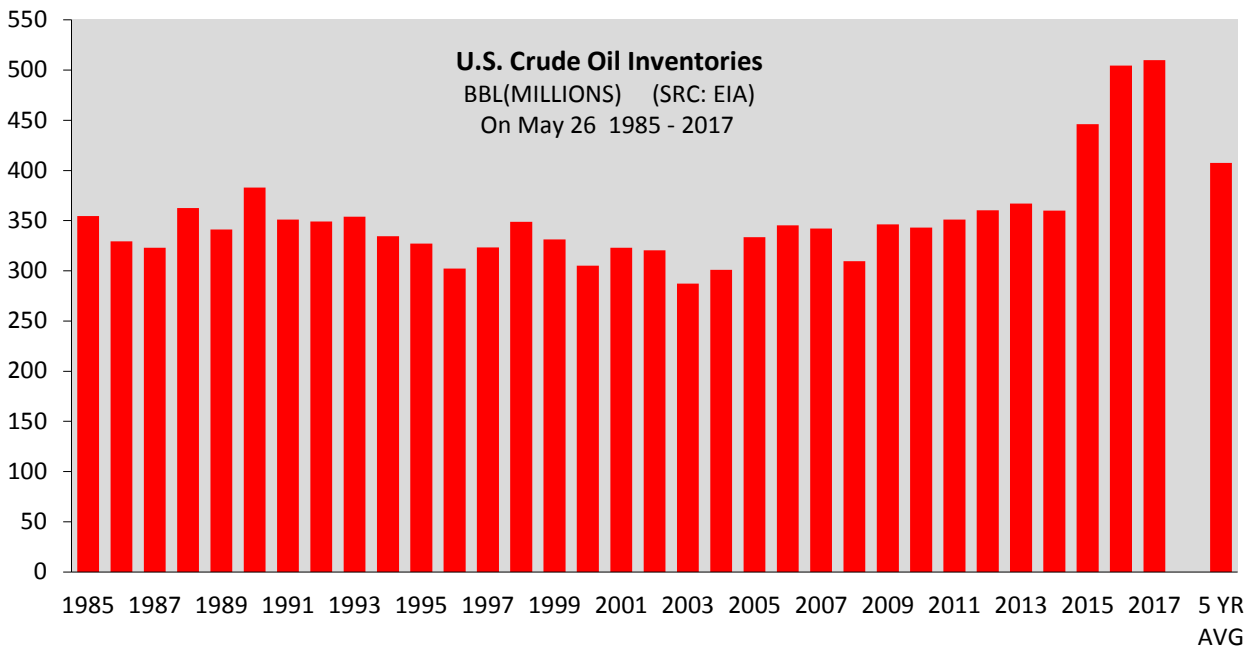
SRC:AAA \$/GAL	Connecticut Retail Regular Unleaded				
	Bridgeport	Hartford	New Haven-Meriden	New London-Norwich	Statewide
5/31/2016	2.515	2.438	2.446	2.446	2.456
5/24/2017	2.581	2.489	2.492	2.517	2.512
5/31/2017	2.585	2.495	2.496	2.517	2.517
% Change Week Ago	0.2%	0.2%	0.2%	0.0%	0.2%
% Change Year Ago	2.8%	2.3%	2.0%	2.9%	2.5%

SRC:AAA \$/GAL	Connecticut Retail Diesel				
	Bridgeport	Hartford	New Haven-Meriden	New London-Norwich	Statewide
5/31/2016	2.613	2.539	2.587	2.471	2.560
5/24/2017	2.747	2.663	2.698	2.583	2.688
5/31/2017	2.745	2.661	2.701	2.583	2.688
% Change Week Ago	-0.1%	-0.1%	0.1%	0.0%	0.0%
% Change Year Ago	5.1%	4.8%	4.4%	4.5%	5.0%

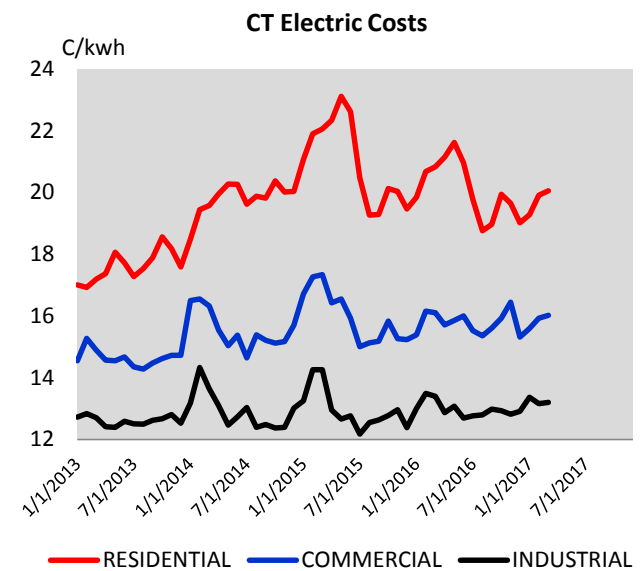
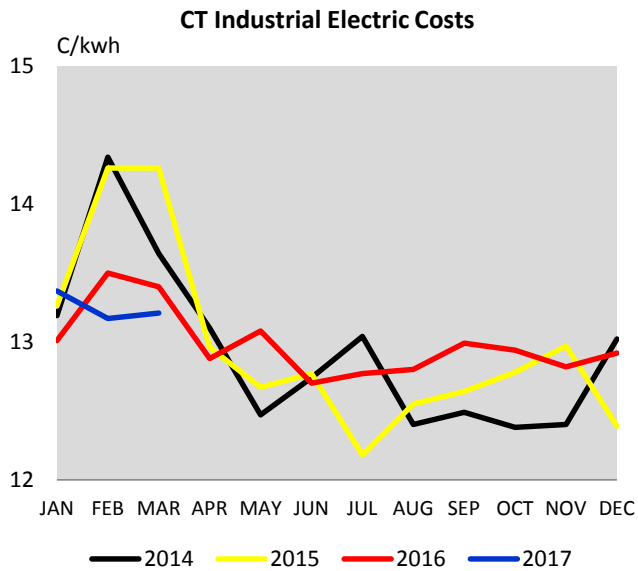
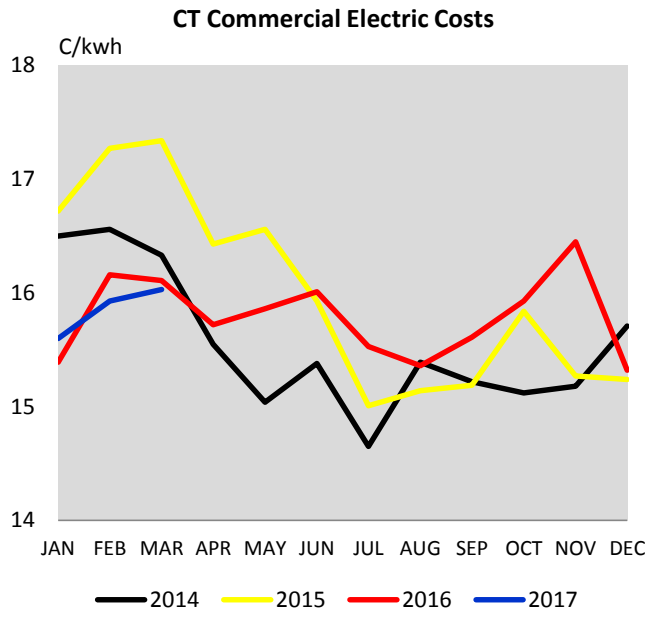
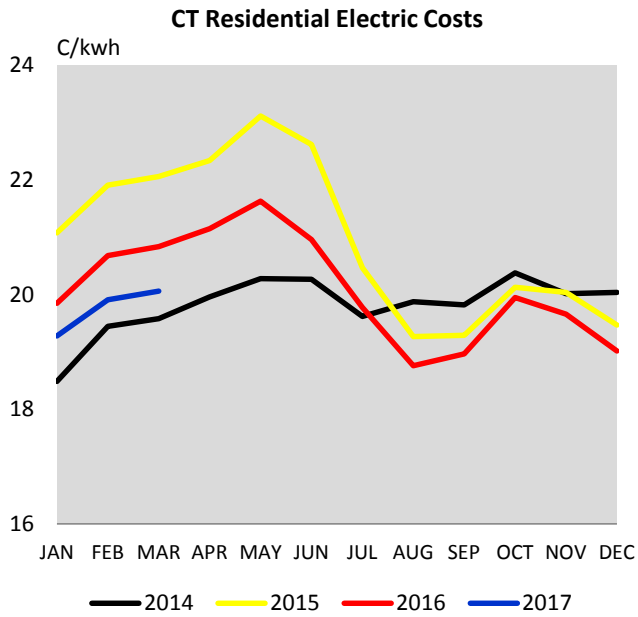




Crude Oil Spot Prices		
	\$/Bbl Src:Oil Daily	
	WTI	Brent
5/31/2016	49.10	49.26
5/24/2017	50.99	53.28
5/31/2017	48.29	49.39
% Change Year Ago	-1.6%	0.3%
% Change Week Ago	-5.3%	-7.3%



**Average Retail Price of Electricity To Ultimate Customers By End-Use Sector**  
 U.S. Energy Information Administration / Electric Power Monthly  
 Cents Per Kilowatt-Hour



	Residential	Commercial	Industrial	Total
Src:EIA	Cents/Kwh	Cents/Kwh	Cents/Kwh	Cents/Kwh
March 2016	20.84	16.11	13.40	17.87
March 2017	20.06	16.03	13.21	17.44
% Change Year Ago	-3.7%	-0.5%	-1.4%	-2.4%