

CONNECTICUT ENERGY PRICE REPORT

Denotes falling prices compared to year earlier

Denotes flat prices compared to year earlier

Denotes rising prices compared to year earlier



CONNECTICUT RETAIL HEATING OIL	
\$/GAL	
LATEST	3/13/2017 2.518
WEEK AGO	3/6/2017 2.546
MONTH AGO	2/6/2017 2.548
YEAR AGO	3/14/2016 2.022
SRC: DEEP	



CRUDE OIL WTI SPOT PRICE	
\$/BBL	
LATEST	3/15/2017 48.34
WEEK AGO	3/8/2017 49.83
MONTH AGO	2/15/2017 53.11
YEAR AGO	3/15/2016 36.32
SRC: OIL DAILY	



CT RETAIL GASOLINE UNLEADED REGULAR	
\$/GAL	
LATEST	3/15/2017 2.392
WEEK AGO	3/8/2017 2.394
MONTH AGO	2/15/2017 2.426
YEAR AGO	3/15/2016 1.957
SRC: AAA	



CONNECTICUT RETAIL RESIDENTIAL PROPANE	
\$/GAL	
LATEST	3/13/2017 2.986
WEEK AGO	3/6/2017 2.959
MONTH AGO	2/13/2017 3.030
YEAR AGO	3/14/2016 2.588
SRC: EIA	



CT RESIDENTIAL NATURAL GAS	
\$/MCF	
LATEST	Dec-2016 11.73
YEAR AGO	Dec-2015 11.84
2 YEARS AGO	Dec-2014 12.38
3 YEARS AGO	Dec-2013 12.48
SRC: EIA	



CT RESIDENTIAL ELECTRICITY	
CENTS/KWH *	
LATEST	Dec-2016 19.02
YEAR AGO	Dec-2015 19.47
2 YEARS AGO	Dec-2014 20.04
3 YEARS AGO	Dec-2013 17.59
SRC: EIA	



CT COMMERCIAL ELECTRICITY	
CENTS/KWH *	
LATEST	Dec-2016 15.32
YEAR AGO	Dec-2015 15.24
2 YEARS AGO	Dec-2014 15.71
3 YEARS AGO	Dec-2013 14.73
SRC: EIA	



CT INDUSTRIAL ELECTRICITY	
CENTS/KWH *	
LATEST	Dec-2016 12.92
YEAR AGO	Dec-2015 12.39
2 YEARS AGO	Dec-2014 13.02
3 YEARS AGO	Dec-2013 12.53
SRC: EIA	

SRC: EIA

SRC: EIA

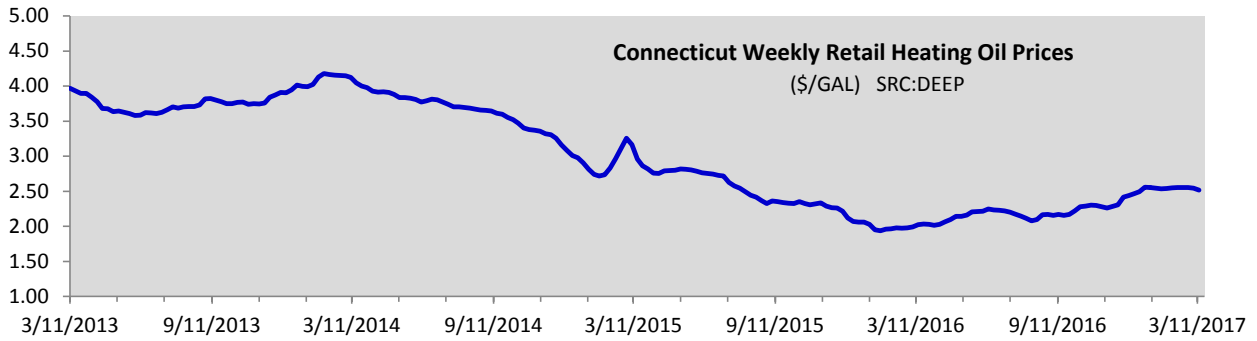
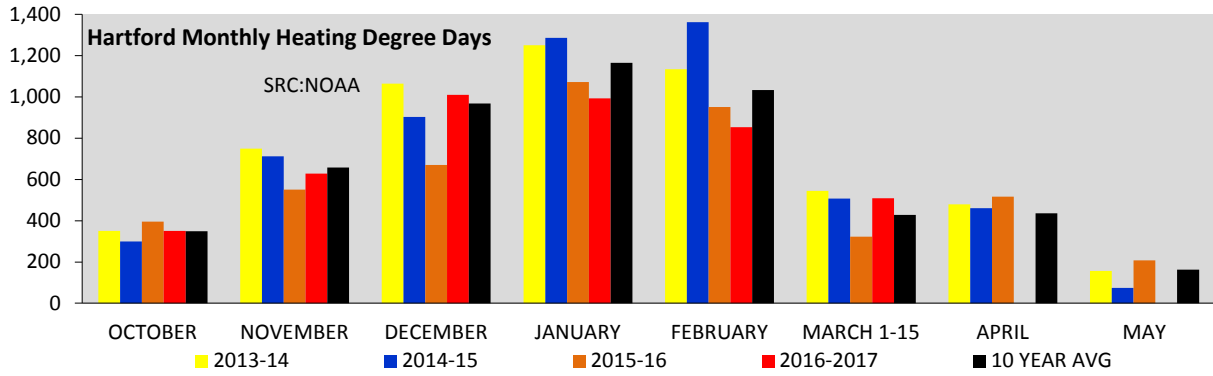
SRC: EIA

SRC: EIA

* Total Cost/Kwh including generation and transmission components

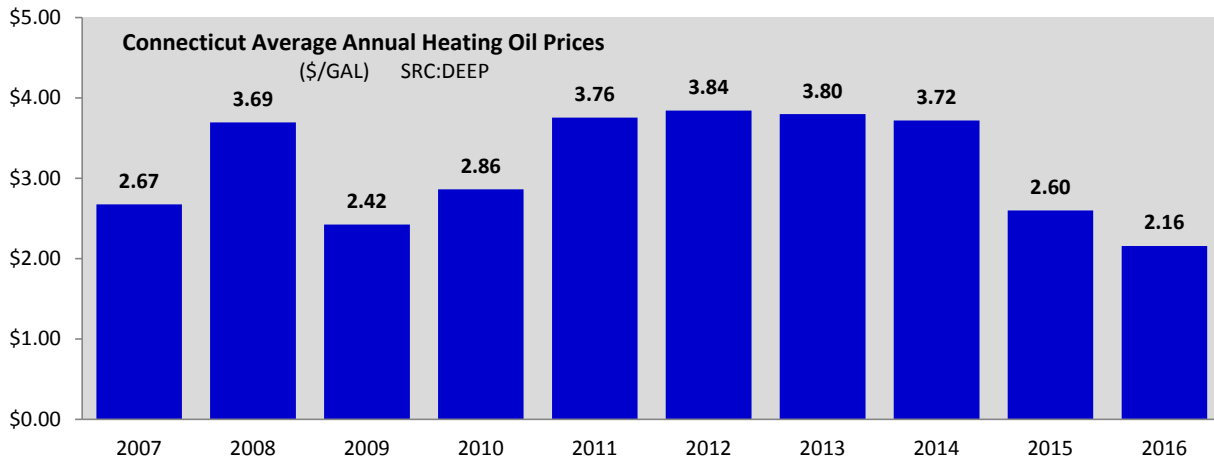
PRICE COMPARISONS of HEATING FUELS IN \$ PER HEATING OIL GALLON EQUIVALENTS (HOGES)

	CT RES NAT GAS \$/GAL HOGES	CT HEATING OIL \$/GAL HOGES	CT RES PROPANE \$/GAL HOGES
Oct'15 - Dec'15	1.718	2.249	3.807
Oct'16 - Dec'16	1.734	2.333	4.162

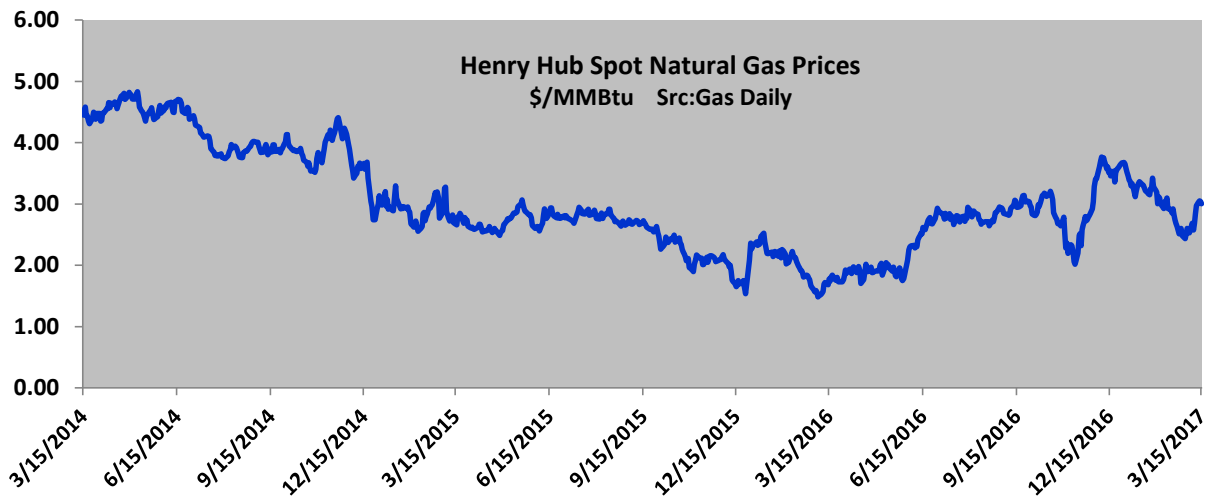
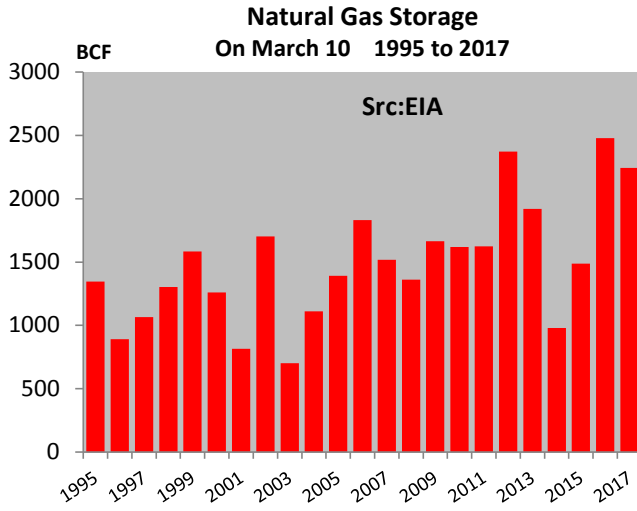
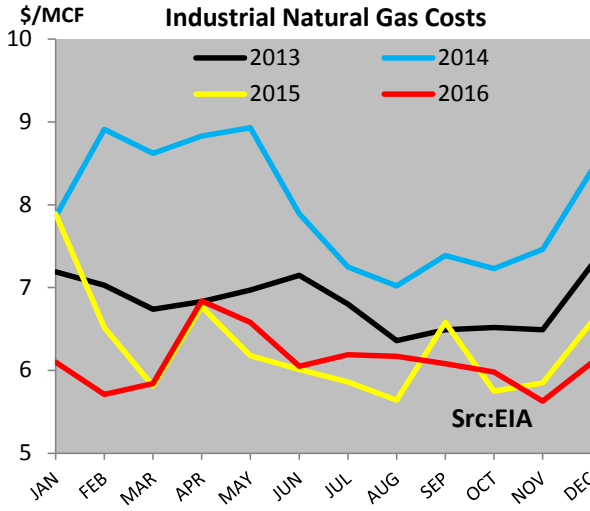
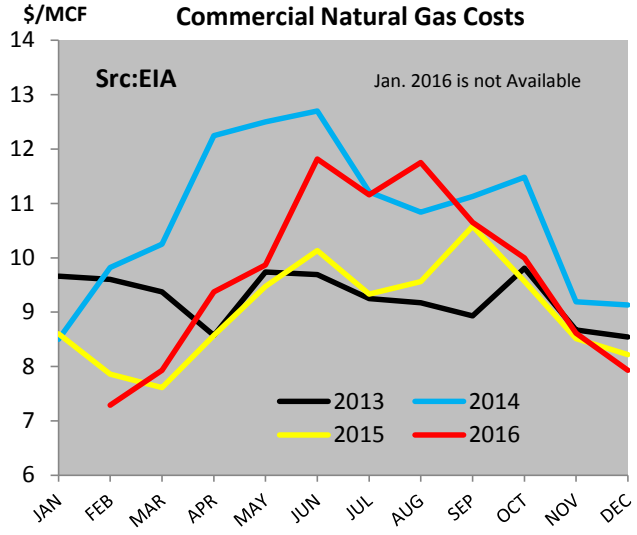
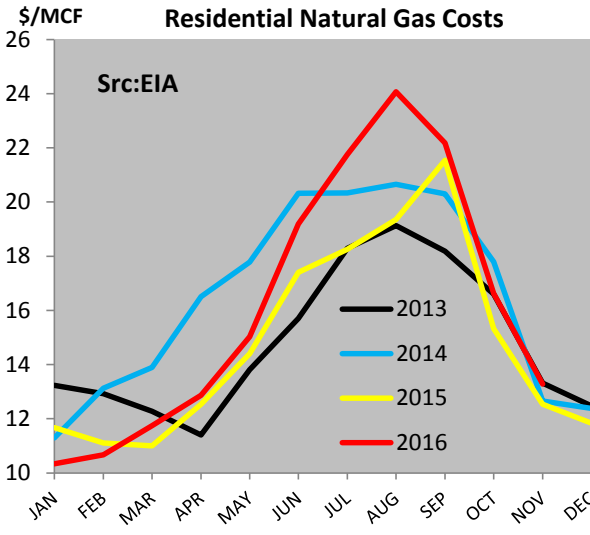


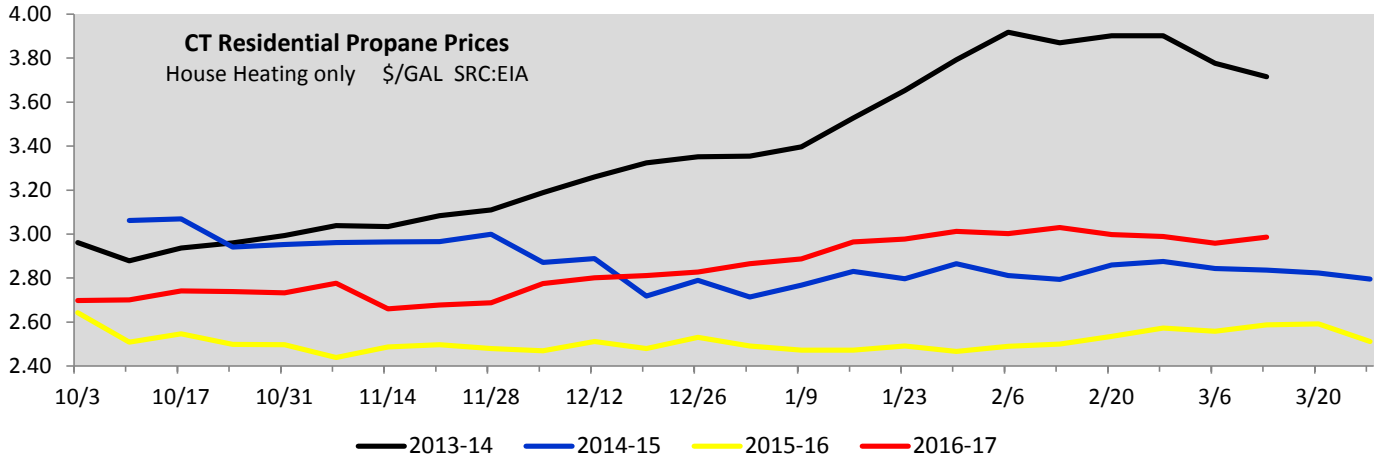
Retail Heating Oil Prices	
\$/Gal Src:DEEP	
3/14/2016	\$2.022
3/6/2017	\$2.546
3/13/2017	\$2.518
% Change Year Ago	24.5%
% Change Week Ago	-1.1%

Spot Heating Oil Prices	
\$/Gal Src:Oil Daily	
3/15/2016	\$1.011
3/8/2017	\$1.519
3/15/2017	\$1.475
% Change Year Ago	45.9%
% Change Week Ago	-2.9%



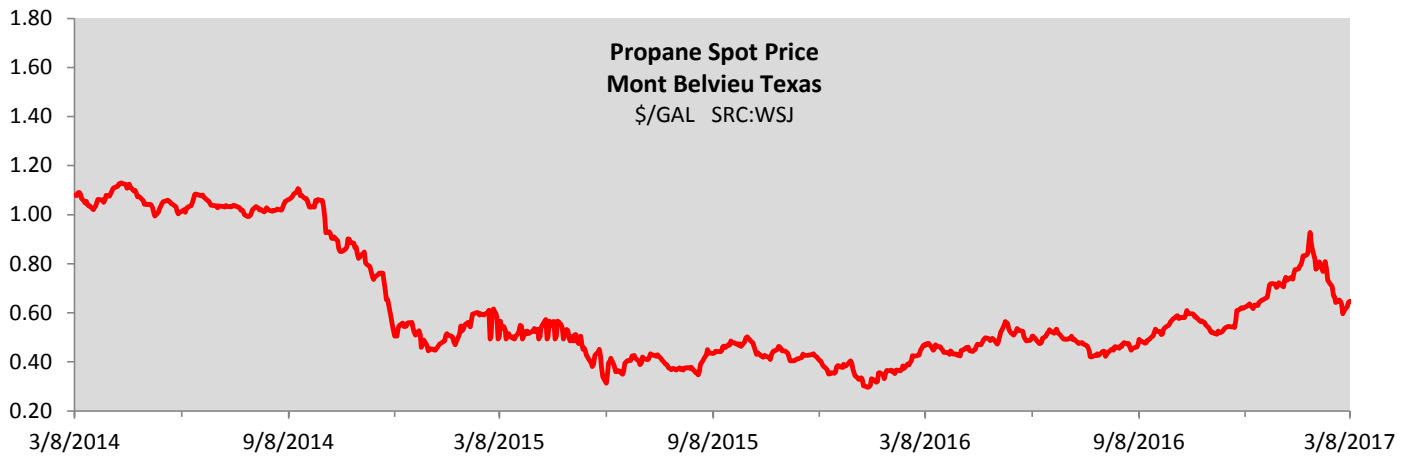
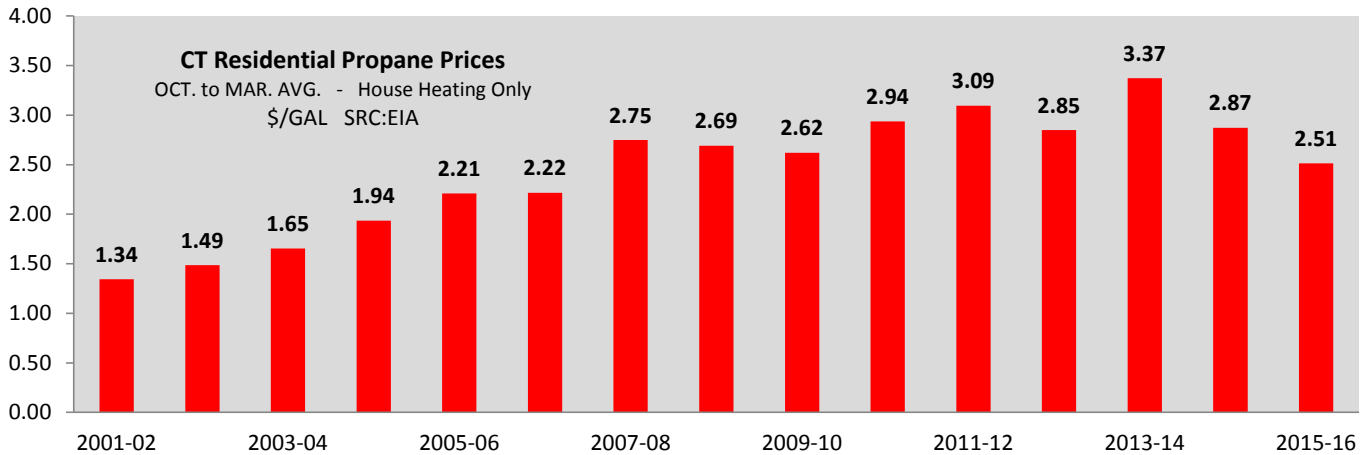
Connecticut Natural Gas

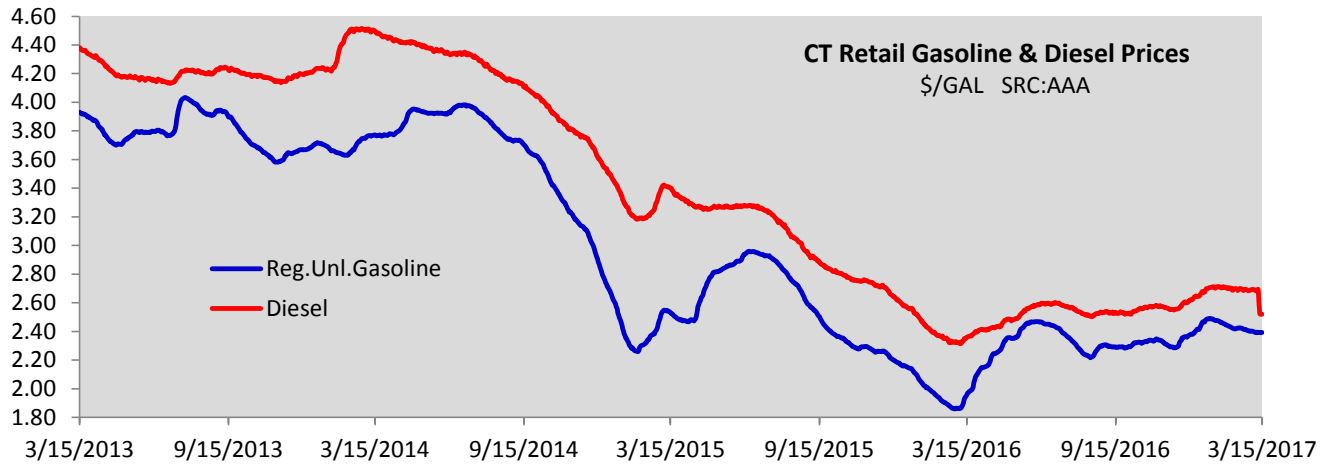




Retail Propane Heating Prices	
\$/Gal Src:EIA	
3/14/2016	\$2.588
3/6/2017	\$2.959
3/13/2017	\$2.986
% Change Year Ago	15.4%
% Change Week Ago	0.9%

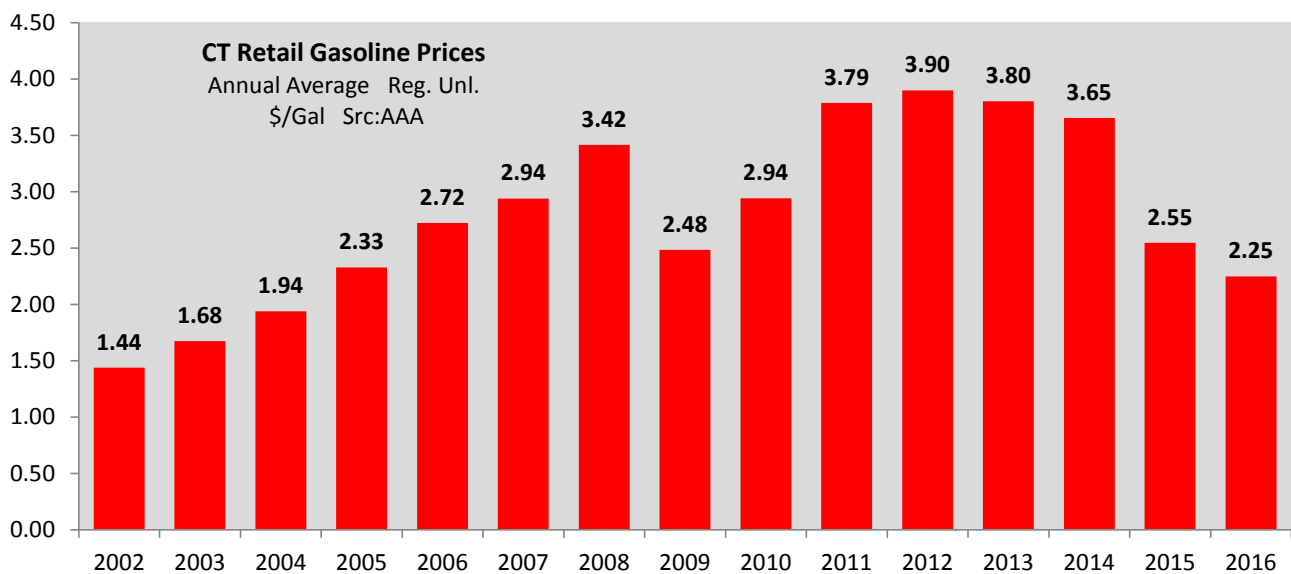
Spot Propane Prices	
\$/Gal Src:WSJ	
3/15/2016	\$0.447
3/8/2017	\$0.647
3/15/2017	\$0.660
% Change Year Ago	47.6%
% Change Week Ago	2.1%

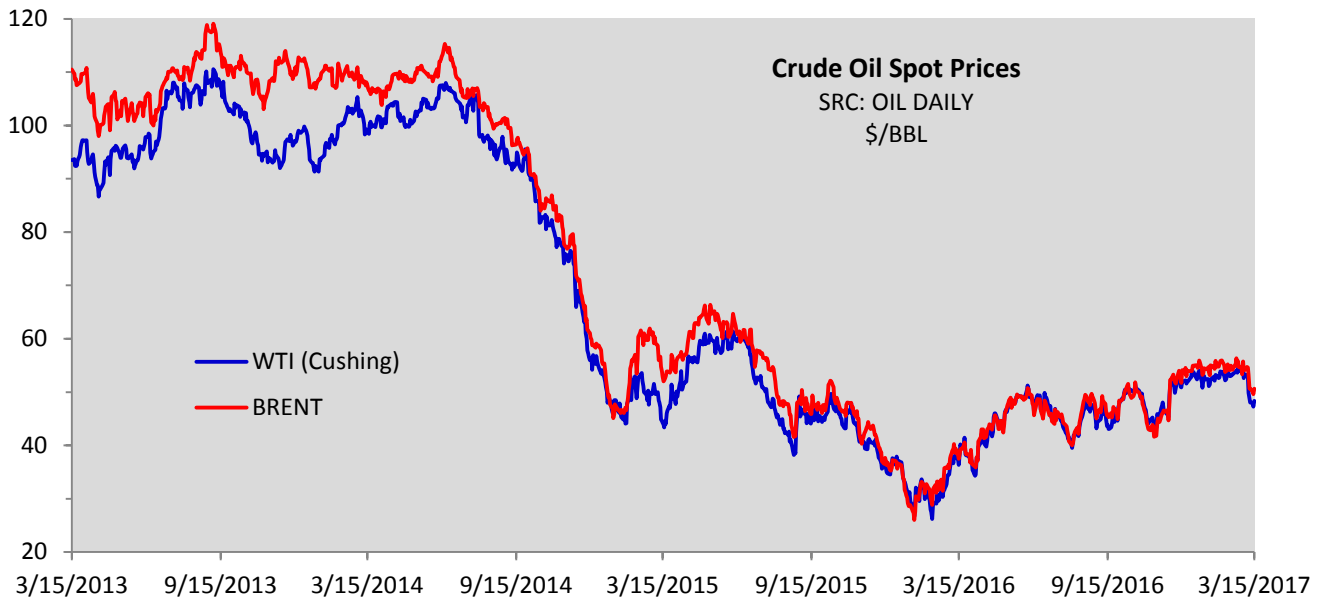




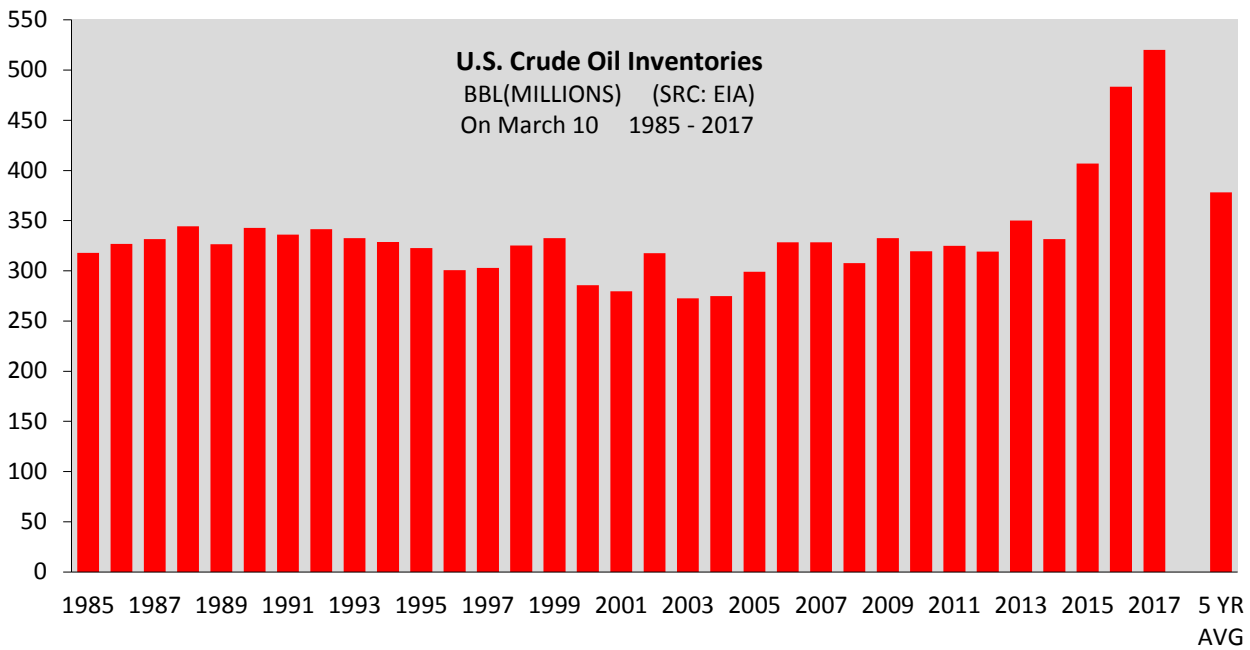
SRC:AAA \$/GAL	Connecticut Retail Regular Unleaded				
	Bridgeport	Hartford	New Haven-Meriden	New London-Norwich	Statewide
3/15/2016	2.044	1.931	1.935	1.942	1.957
3/8/2017	2.476	2.370	2.373	2.340	2.394
3/15/2017	2.475	2.368	2.373	2.338	2.392
% Change Week Ago	0.0%	-0.1%	0.0%	-0.1%	-0.1%
% Change Year Ago	21.1%	22.6%	22.6%	20.4%	22.2%

SRC:AAA \$/GAL	Connecticut Retail Diesel				
	Bridgeport	Hartford	New Haven-Meriden	New London-Norwich	Statewide
3/15/2016	2.403	2.334	2.382	2.331	2.359
3/8/2017	2.736	2.666	2.700	2.605	2.687
3/15/2017	2.746	2.670	2.692	2.645	2.519
% Change Week Ago	0.4%	0.2%	-0.3%	1.5%	-6.3%
% Change Year Ago	14.3%	14.4%	13.0%	13.5%	6.8%

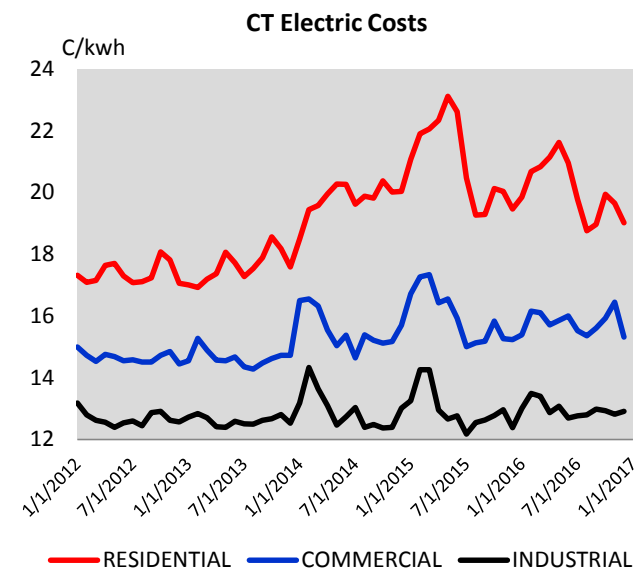
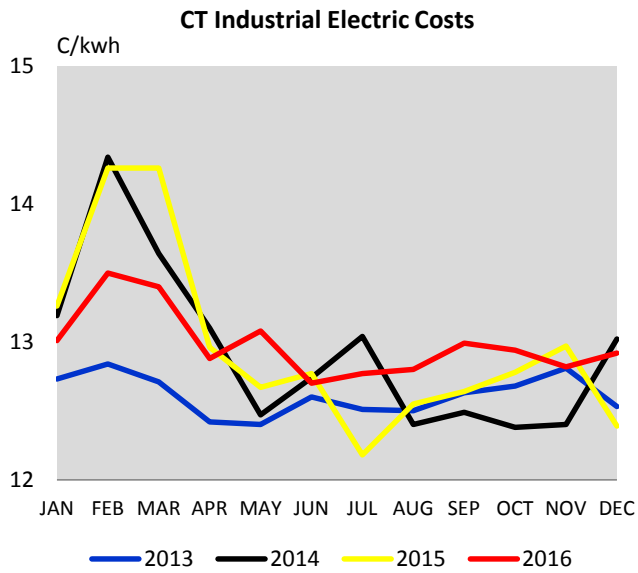
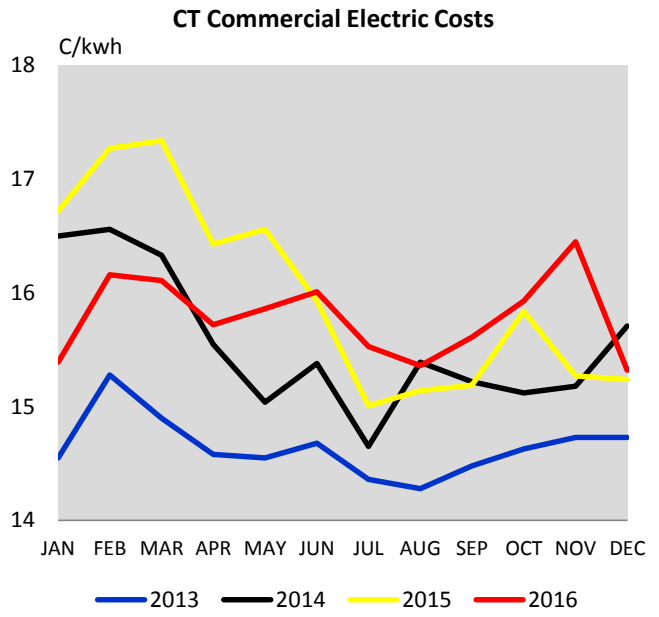
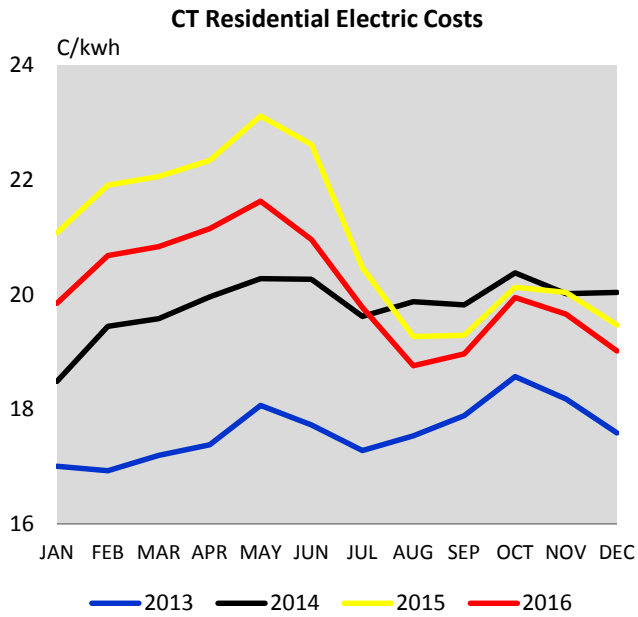




Crude Oil Spot Prices		
	\$/Bbl Src:Oil Daily	
	WTI	Brent
3/15/2016	36.32	37.49
3/8/2017	49.83	53.29
3/15/2017	48.34	50.62
% Change Year Ago	33.1%	35.0%
% Change Week Ago	-3.0%	-5.0%



Average Retail Price of Electricity To Ultimate Customers By End-Use Sector
U.S. Energy Information Administration / Electric Power Monthly
Cents Per Kilowatt-Hour



	Residential	Commercial	Industrial	Total
Src:EIA	Cents/Kwh	Cents/Kwh	Cents/Kwh	Cents/Kwh
November 2015	19.47	15.24	12.39	16.73
November 2016	19.02	15.32	12.92	16.73
% Change Year Ago	-2.3%	0.5%	4.3%	0.0%