

CONNECTICUT ENERGY PRICE REPORT

Denotes falling prices compared to year earlier

Denotes flat prices compared to year earlier

Denotes rising prices compared to year earlier



**CONNECTICUT RETAIL
HEATING OIL**

\$/GAL

LATEST	3/20/2017	2.509
WEEK AGO	3/13/2017	2.519
MONTH AGO	2/20/2017	2.551
YEAR AGO	3/21/2016	2.033
SRC: DEEP		



**CRUDE OIL
WTI SPOT PRICE**

\$/BBL

3/22/2017	47.29
3/15/2017	48.34
2/22/2017	53.61
3/22/2016	41.45
SRC: OIL DAILY	



**CT RETAIL GASOLINE
UNLEADED REGULAR**

\$/GAL

3/22/2017	2.387
3/15/2017	2.392
2/22/2017	2.414
3/22/2016	1.997
SRC: AAA	



**CONNECTICUT RETAIL
RESIDENTIAL PROPANE**

\$/GAL

3/20/2017	2.988
3/13/2017	2.992
2/20/2017	2.998
3/21/2016	2.592
SRC: EIA	



**CT RESIDENTIAL
NATURAL GAS**

\$/MCF

LATEST	Dec-2016	11.73
YEAR AGO	Dec-2015	11.84
2 YEARS AGO	Dec-2014	12.38
3 YEARS AGO	Dec-2013	12.48
SRC: EIA		



**CT RESIDENTIAL
ELECTRICITY**

CENTS/KWH *

Dec-2016	19.02
Dec-2015	19.47
Dec-2014	20.04
Dec-2013	17.59
SRC: EIA	



**CT COMMERCIAL
ELECTRICITY**

CENTS/KWH *

Dec-2016	15.32
Dec-2015	15.24
Dec-2014	15.71
Dec-2013	14.73
SRC: EIA	



**CT INDUSTRIAL
ELECTRICITY**

CENTS/KWH *

Dec-2016	12.92
Dec-2015	12.39
Dec-2014	13.02
Dec-2013	12.53
SRC: EIA	

SRC: EIA

SRC: EIA

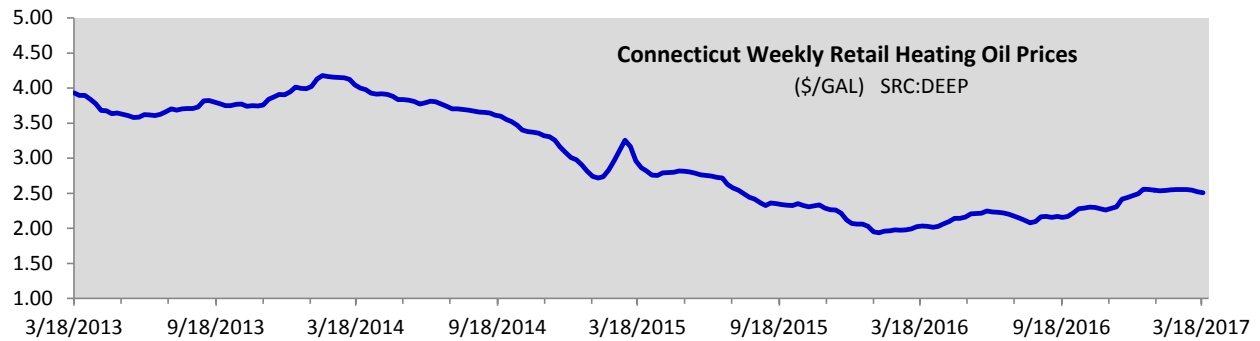
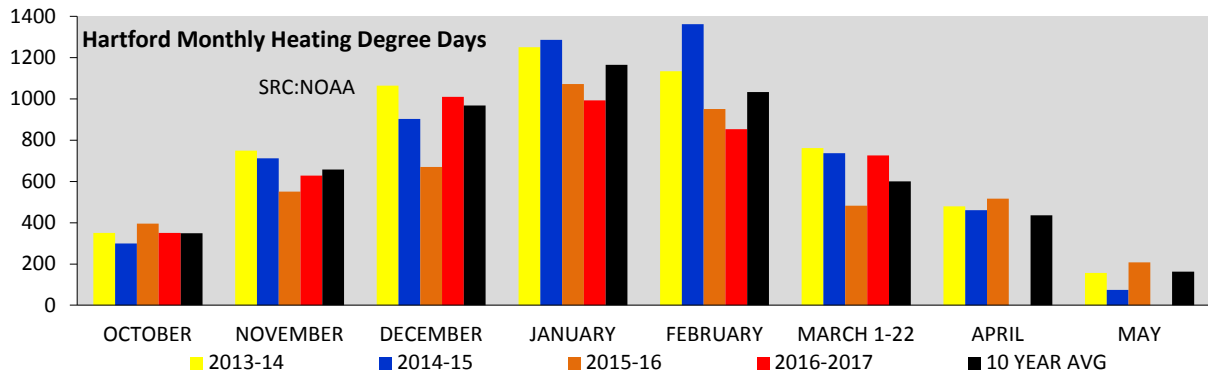
SRC: EIA

SRC: EIA

* Total Cost/Kwh including generation and transmission components

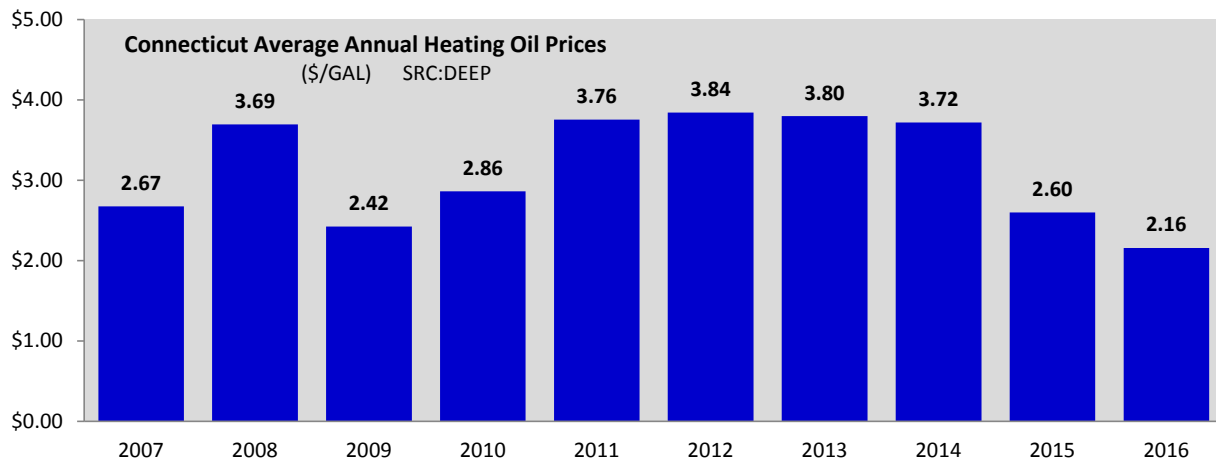
PRICE COMPARISONS of HEATING FUELS IN \$ PER HEATING OIL GALLON EQUIVALENTS (HOGES)

	CT RES NAT GAS \$/GAL HOGES	CT HEATING OIL \$/GAL HOGES	CT RES PROPANE \$/GAL HOGES
Oct'15 - Dec'15	1.718	2.249	3.807
Oct'16 - Dec'16	1.734	2.333	4.162

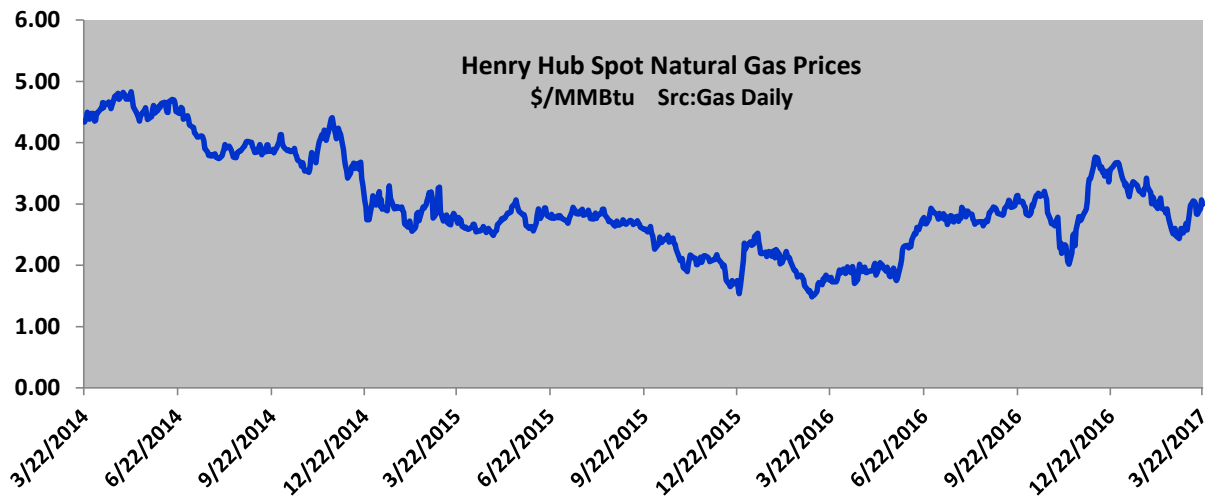
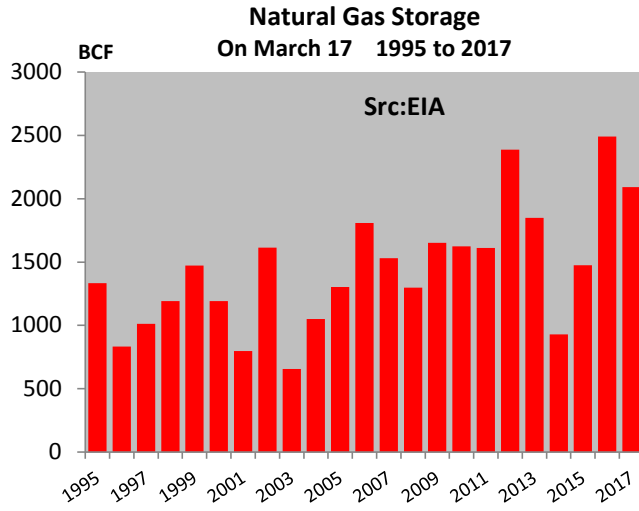
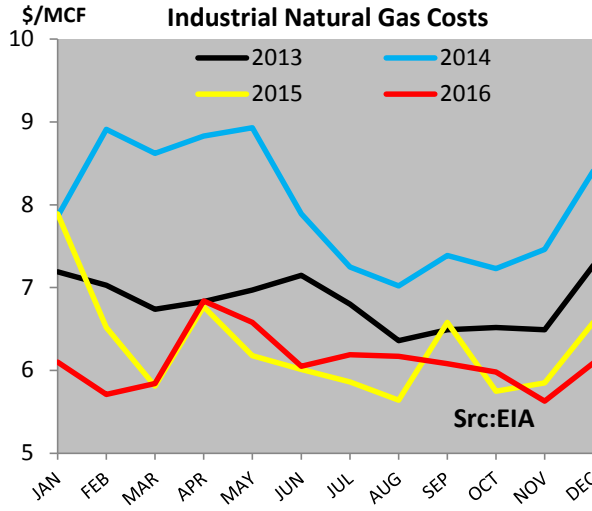
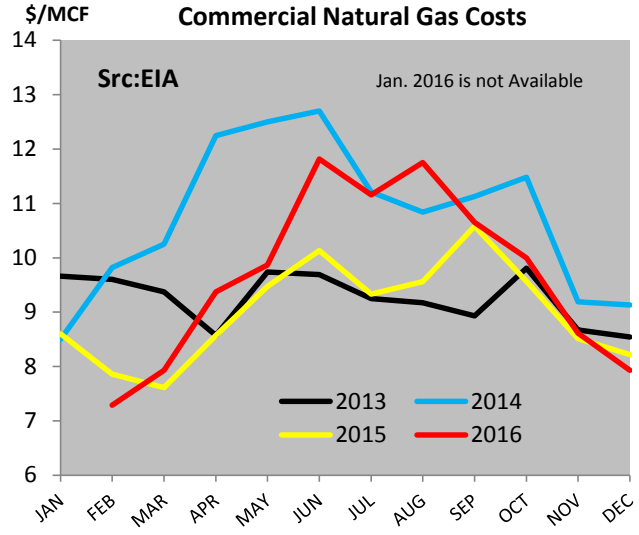
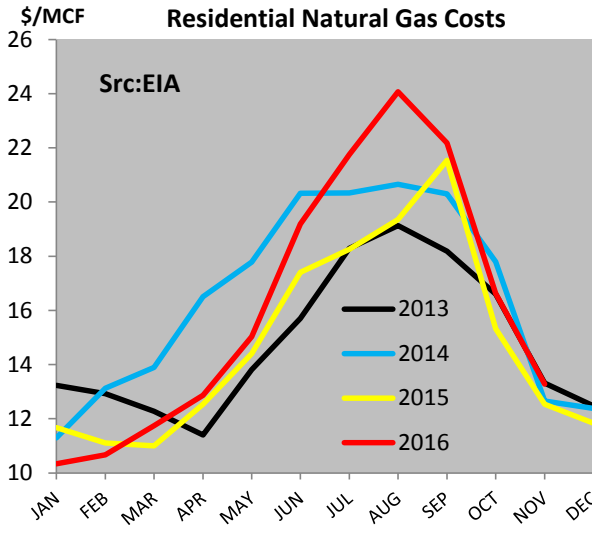


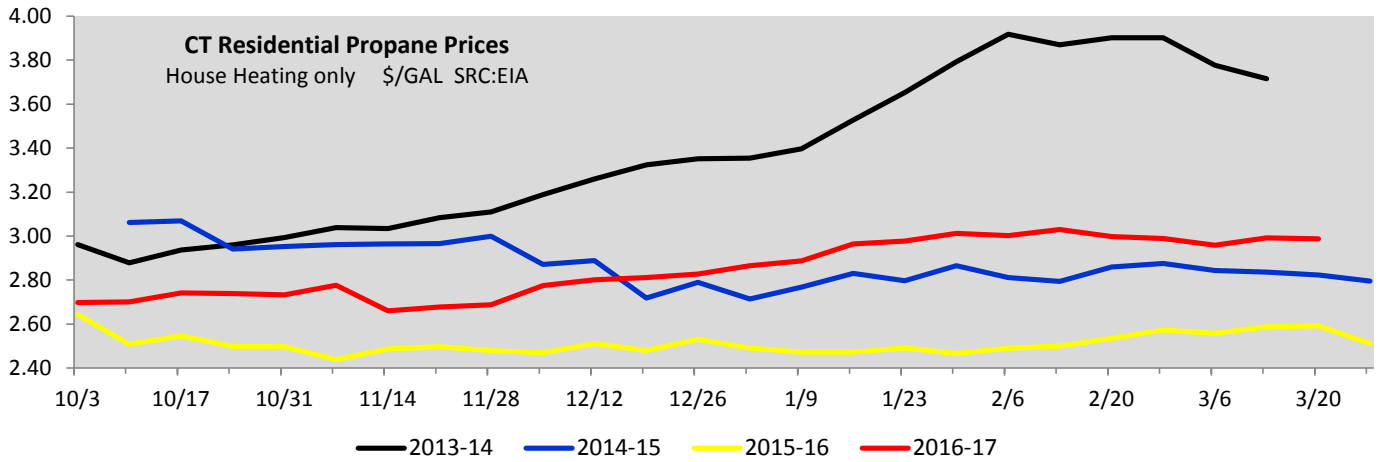
Retail Heating Oil Prices \$/Gal Src:DEEP	
3/21/2016	\$2.033
3/13/2017	\$2.519
3/20/2017	\$2.509
% Change Year Ago	23.4%
% Change Week Ago	-0.4%

Spot Heating Oil Prices \$/Gal Src:Oil Daily	
3/22/2016	\$1.185
3/15/2017	\$1.475
3/22/2017	\$1.451
% Change Year Ago	22.5%
% Change Week Ago	-1.6%



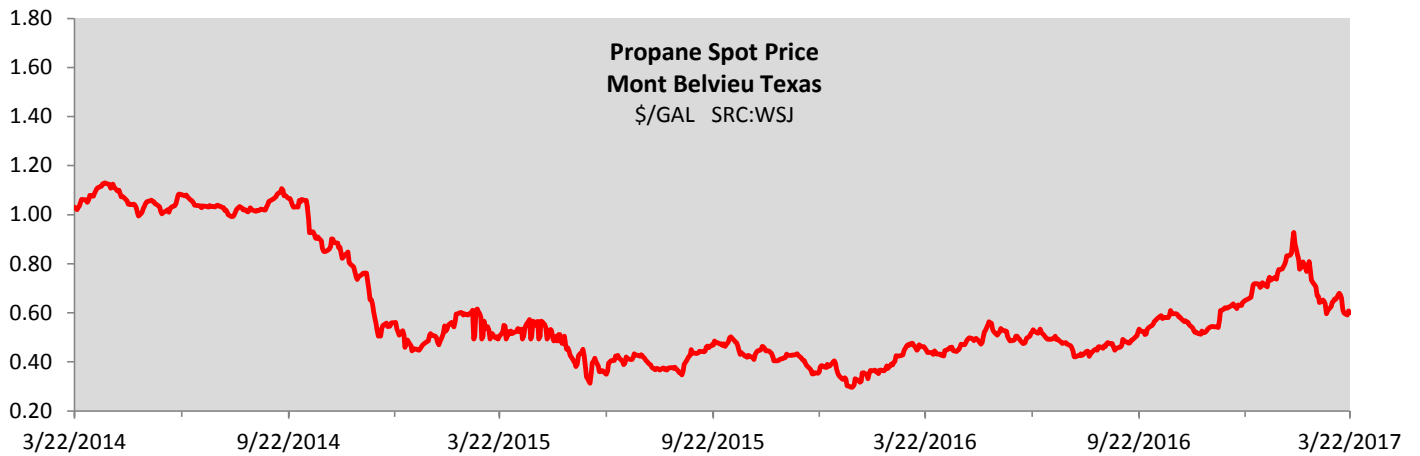
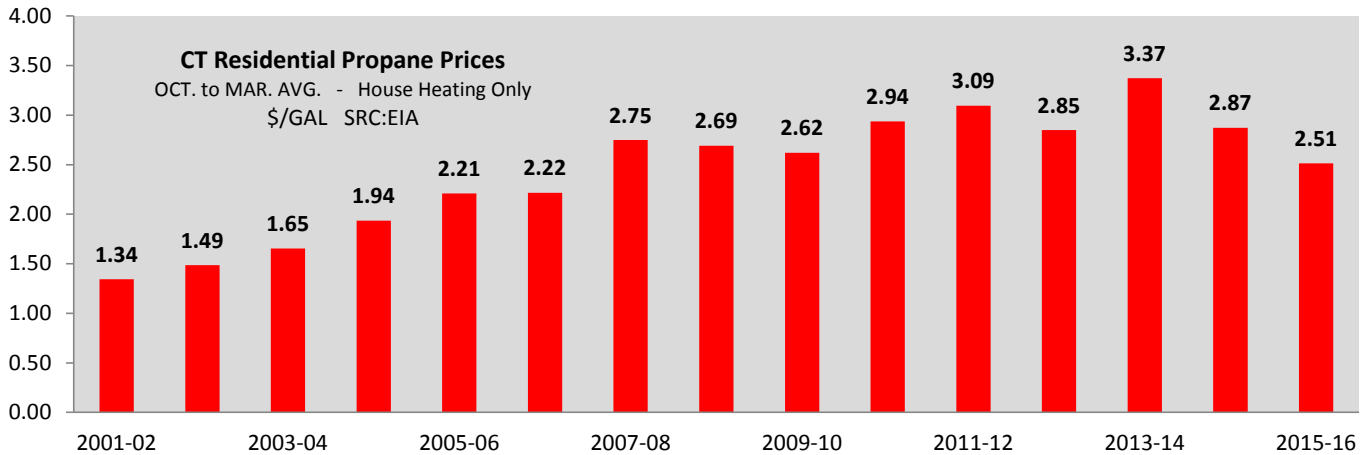
Connecticut Natural Gas

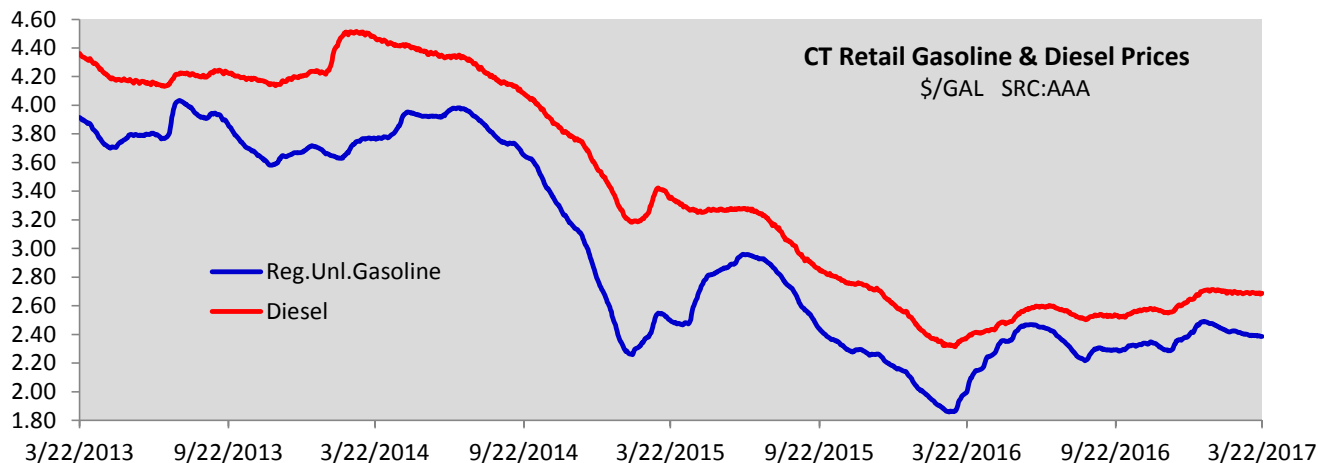




Retail Propane Heating Prices	
\$/Gal Src:EIA	
3/21/2016	\$2.592
3/13/2017	\$2.992
3/20/2017	\$2.988
% Change Year Ago	15.3%
% Change Week Ago	-0.1%

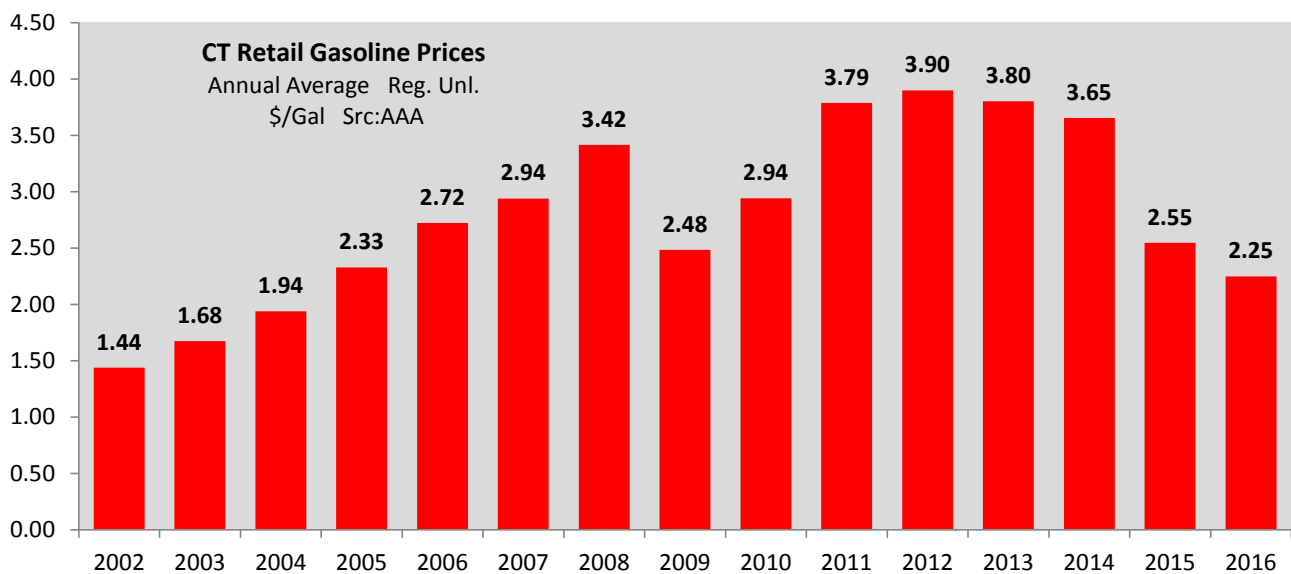
Spot Propane Prices	
\$/Gal Src:WSJ	
3/15/2016	\$0.447
3/8/2017	\$0.647
3/15/2017	\$0.660
% Change Year Ago	47.6%
% Change Week Ago	2.1%

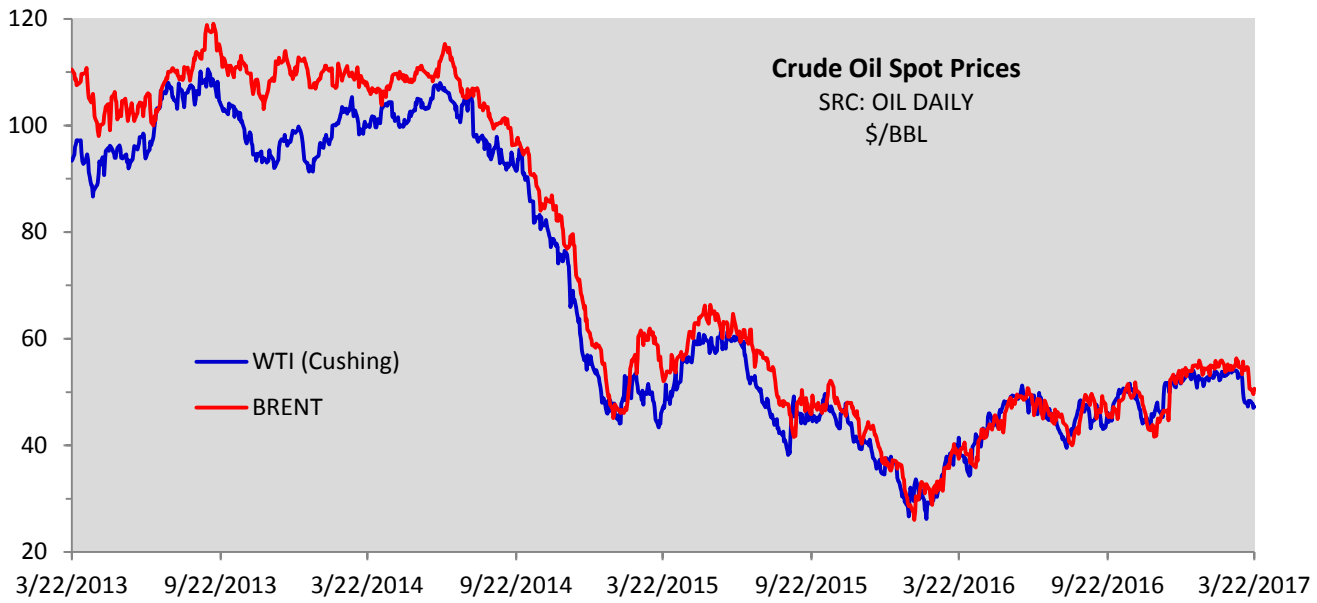




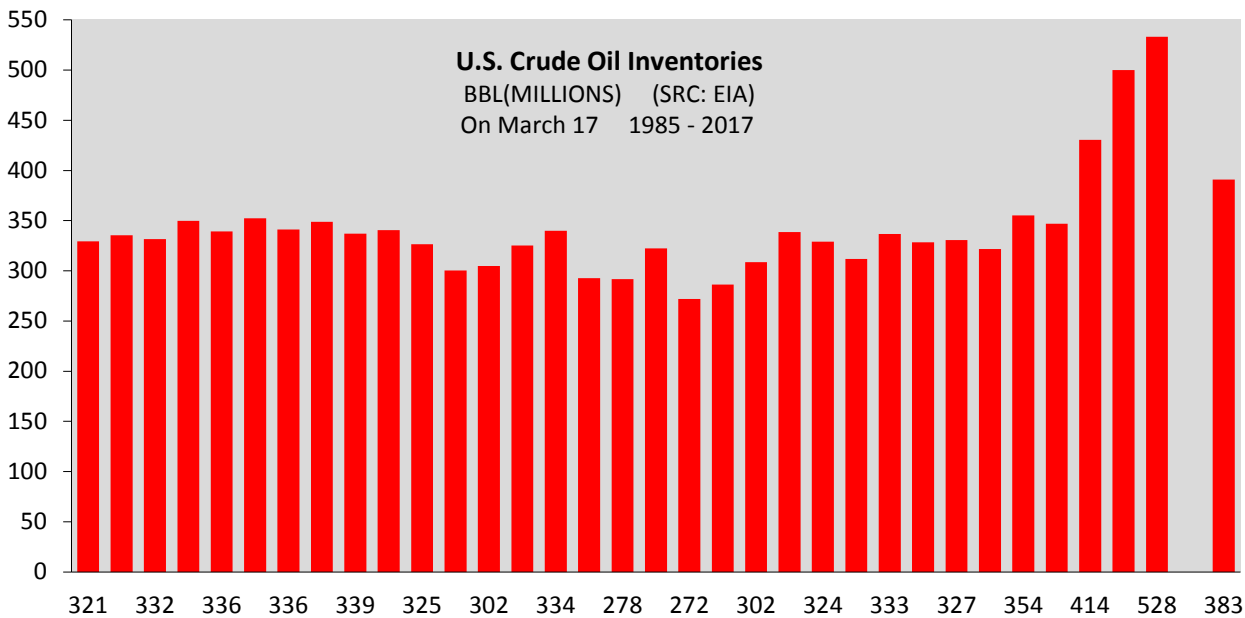
SRC:AAA \$/GAL	Connecticut Retail Regular Unleaded				
	Bridgeport	Hartford	New Haven-Meriden	New London-Norwich	Statewide
3/22/2016	2.077	1.974	1.975	1.985	1.997
3/15/2017	2.475	2.368	2.373	2.338	2.392
3/22/2017	2.466	2.364	2.368	2.338	2.387
% Change Week Ago	-0.4%	-0.2%	-0.2%	0.0%	-0.2%
% Change Year Ago	18.7%	19.8%	19.9%	17.8%	19.5%

SRC:AAA \$/GAL	Connecticut Retail Diesel				
	Bridgeport	Hartford	New Haven-Meriden	New London-Norwich	Statewide
3/22/2016	2.437	2.350	2.397	2.333	2.377
3/15/2017	2.746	2.670	2.692	2.645	2.690
3/22/2017	2.755	2.659	2.697	2.612	2.687
% Change Week Ago	0.3%	-0.4%	0.2%	-1.2%	-0.1%
% Change Year Ago	13.0%	13.1%	12.5%	12.0%	13.0%

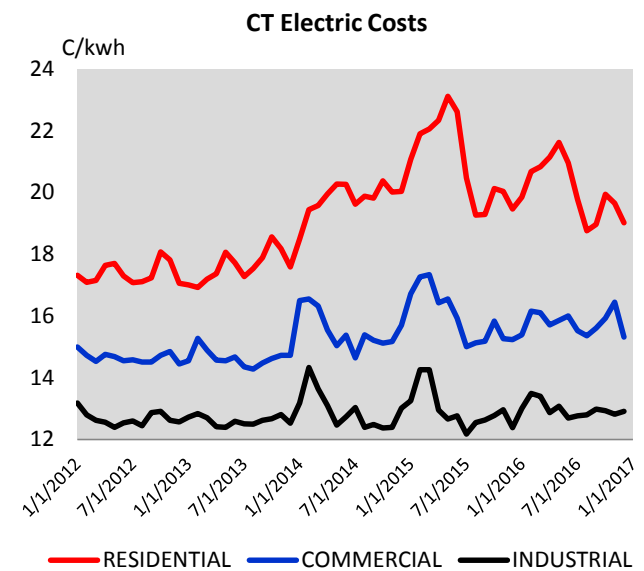
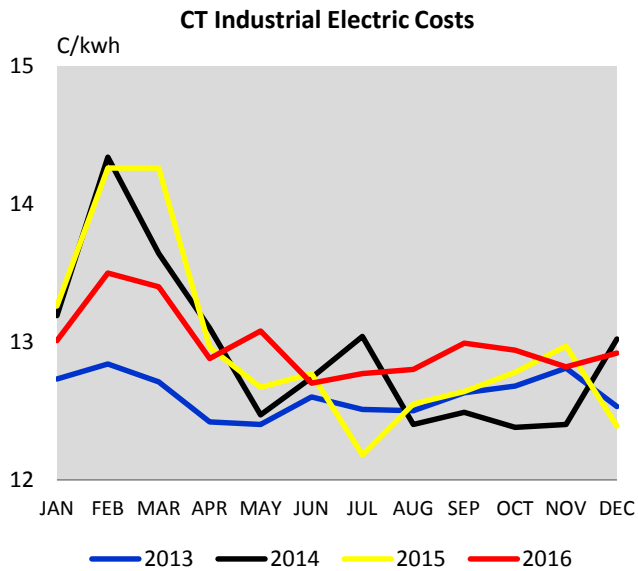
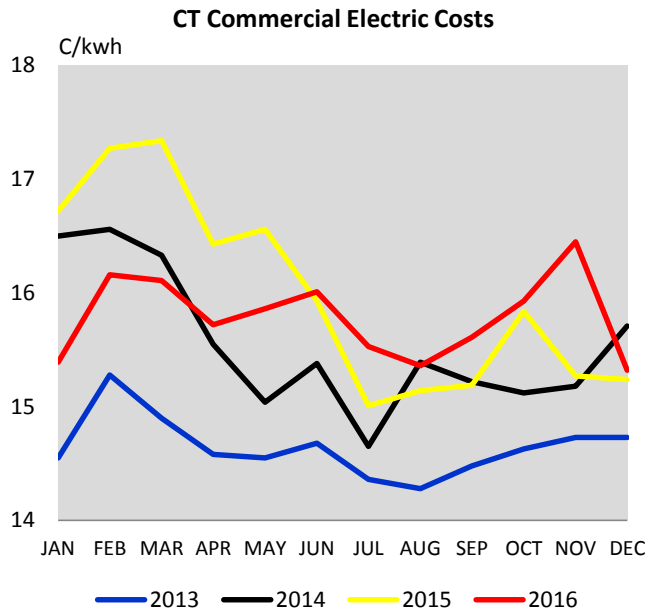
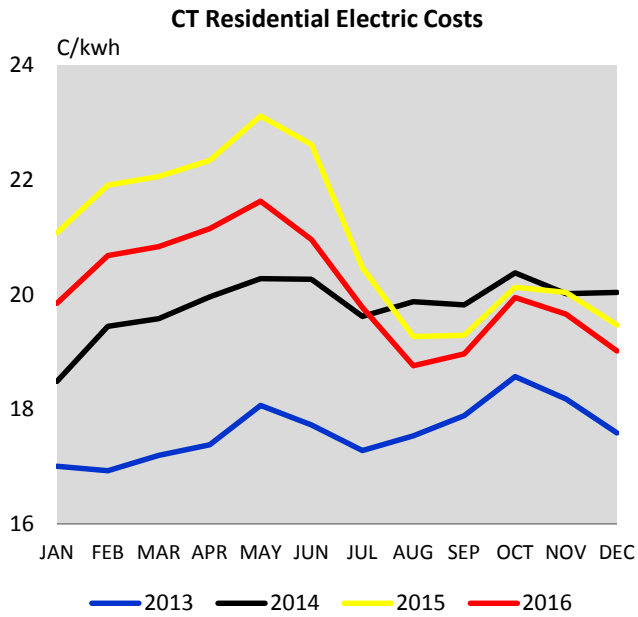




Crude Oil Spot Prices		
	\$/Bbl	Src:Oil Daily
	WTI	Brent
3/22/2016	41.45	40.54
3/15/2017	48.34	50.62
3/22/2017	47.29	49.55
% Change Year Ago	14.1%	22.2%
% Change Week Ago	-2.2%	-2.1%



Average Retail Price of Electricity To Ultimate Customers By End-Use Sector
U.S. Energy Information Administration / Electric Power Monthly
Cents Per Kilowatt-Hour



	Residential	Commercial	Industrial	Total
Src:EIA	Cents/Kwh	Cents/Kwh	Cents/Kwh	Cents/Kwh
November 2015	19.47	15.24	12.39	16.73
November 2016	19.02	15.32	12.92	16.73
% Change Year Ago	-2.3%	0.5%	4.3%	0.0%