
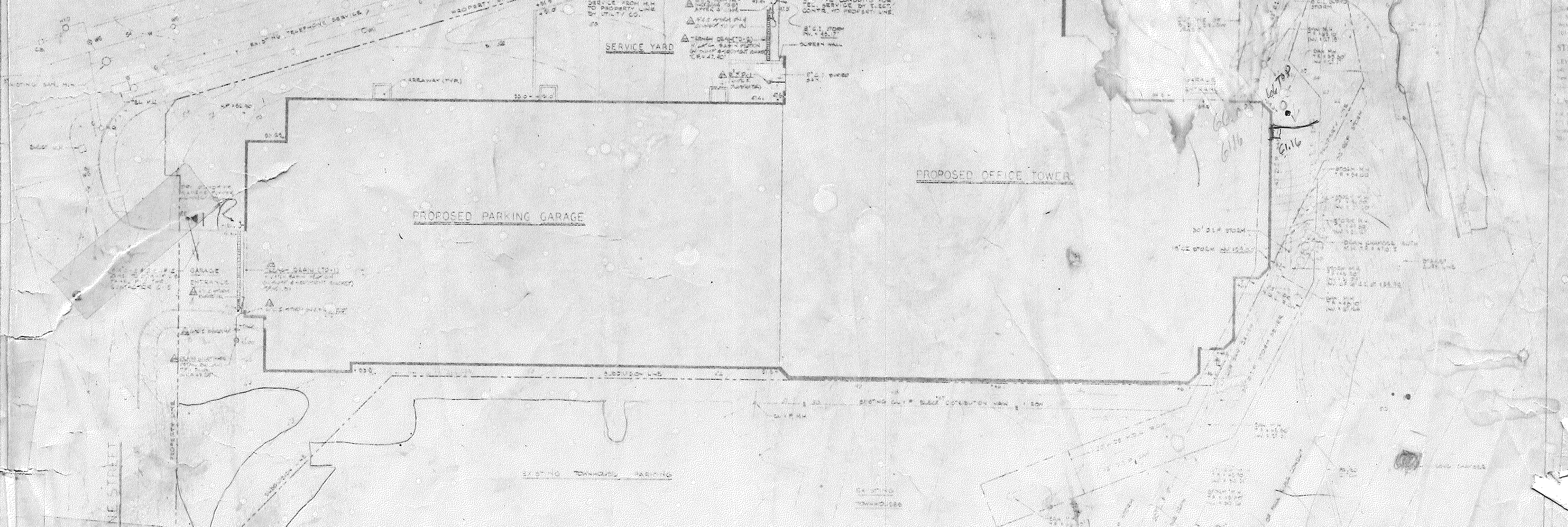
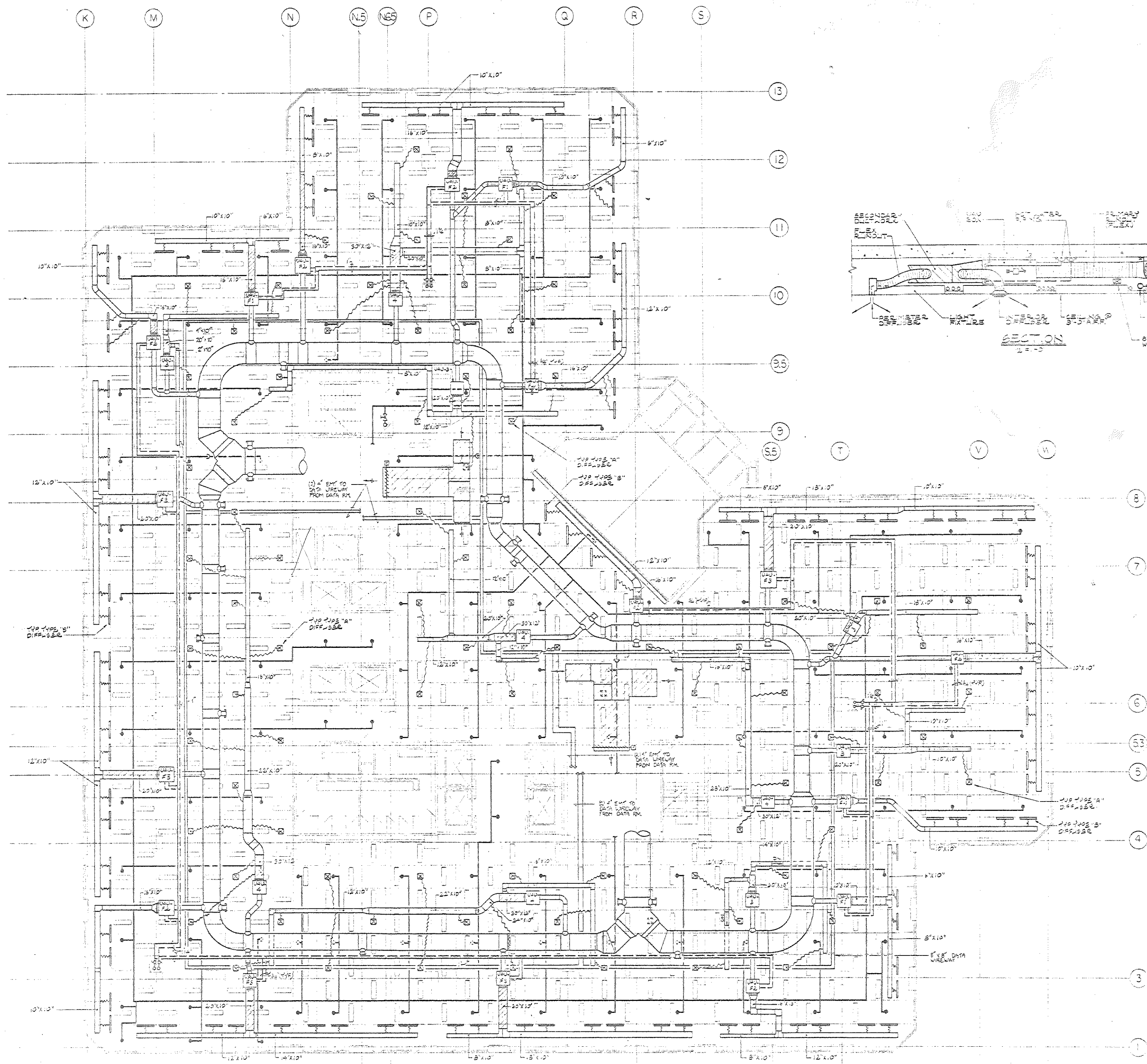


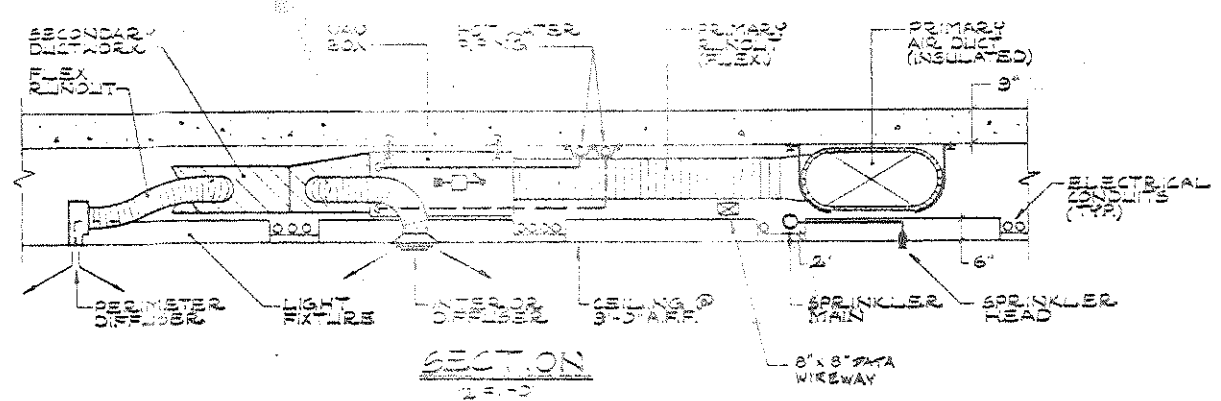
NOTE: CATCH BASIN SUBSTITUTED SHALL BE SIZED IN ACCORDANCE WITH DEPT. OF PUBLIC WORKS.







MECHANICAL/ELECTRICAL COMPOSITE FLOOR PLAN



**SYMBOL LIST**

	DUCTWORK
	HOT WATER SUPPLY PIPING
	HOT WATER RETURN PIPING
	SPRINKLER PIPING
	SUPPLY DIFFUSER
	PERIMETER SUPPLY DIFFUSER
	SPRINKLER HEAD
	FLEX DUCTWORK
	LIGHT FIXTURE
	VAV BOX

NOTE: THIS DRAWING IS TO BE USED FOR INFORMATION AND COORDINATION PURPOSES ONLY.

**BECKET**  
 BURTON & BECKET ASSOCIATES  
 ARCHITECTS  
 AND ENGINEERS  
 315 Madison Avenue  
 New York, N.Y. 10017  
 212-685-1800

**XEROX CENTR**  
 HARTFORD  
 CONNECTICUT

XEROX-HARTFORD  
 ASSOCIATES

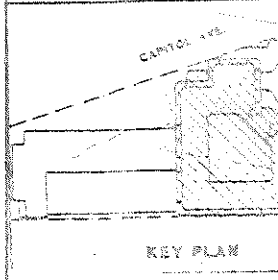
**CONSULTANTS**

**ARCHITECTURAL**  
 BRENNAN, BEER, GORMAN  
 315 Madison Avenue  
 New York, N.Y. 10017  
 212-685-1800

**MECHANICAL**  
 BURTON AND VAN BOUTEN INC.  
 80 North Main Street  
 West Hartford, CT 06107  
 203-234-1385

**STRUCTURAL**  
 LEV ZETLIN ASSOCIATES  
 641 Avenue of the Americas  
 New York, N.Y. 10011  
 212-761-1200

**LANDSCAPE**  
 CR 2 Inc.  
 571 Esplanade Street  
 Simsbury, CT 06070  
 203-855-1985

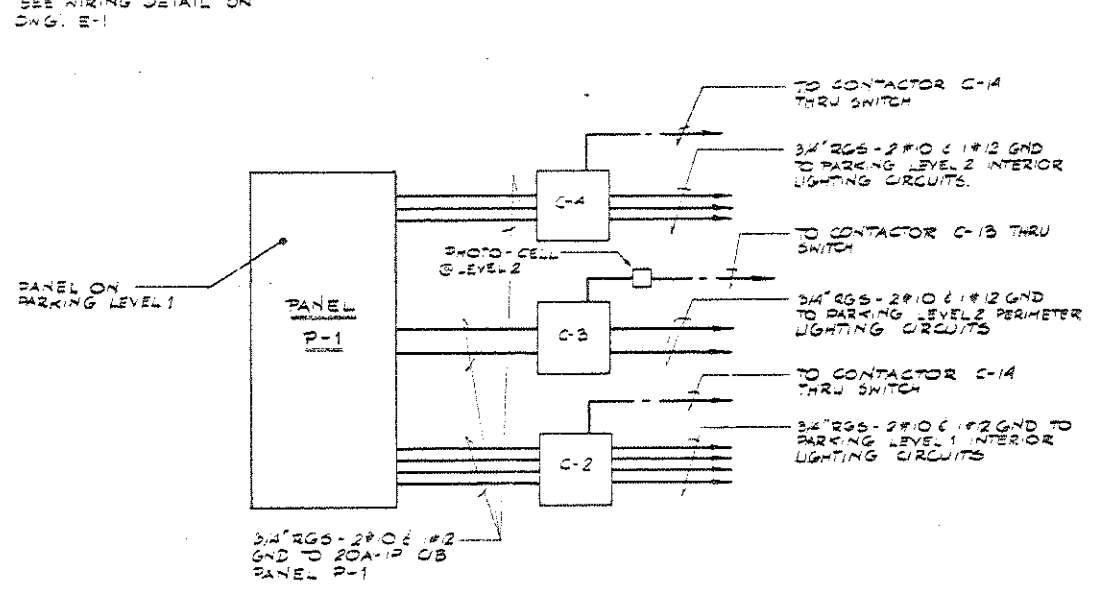


MECHANICAL/ELECTRICAL COMPOSITE FLOOR PLAN

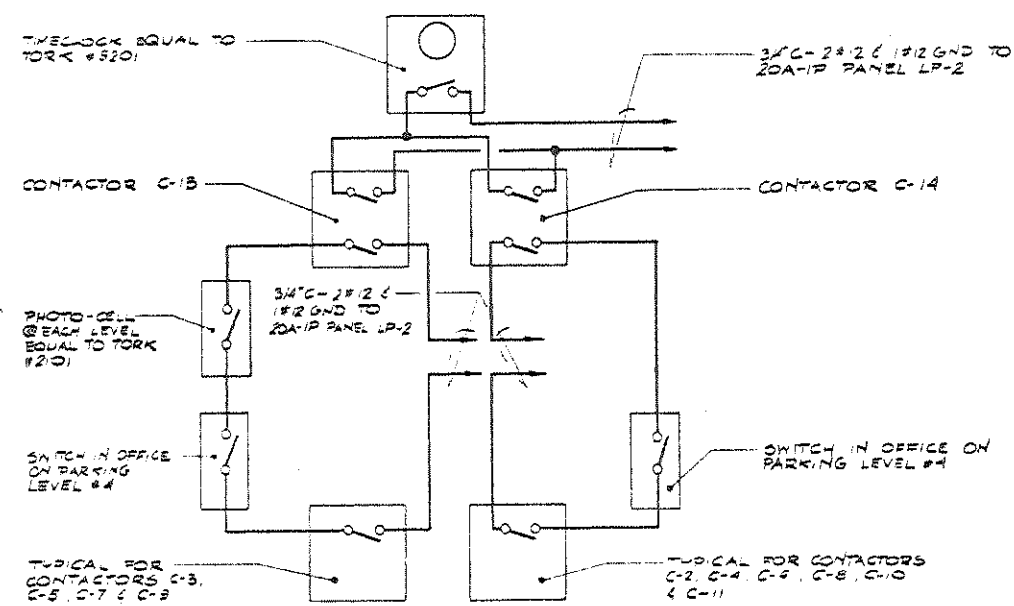
DATE	REVISIONS
11/15/88	1. INITIAL DESIGN
12/15/88	2. REVISED FOR CONSTRUCTION
01/15/89	3. REVISED FOR CONSTRUCTION
02/15/89	4. REVISED FOR CONSTRUCTION

DRAWN: J. B. BROWN  
 CHECKED: S. J. BROWN  
 DATE: MAY 1989  
 SCALE: AS SHOWN  
 JOB NO. 100

NOTE:  
SEE WIRING DETAIL ON  
DWG. E-1



PARKING LEVELS 1 & 2 LIGHTING CONTROL  
NOT TO SCALE

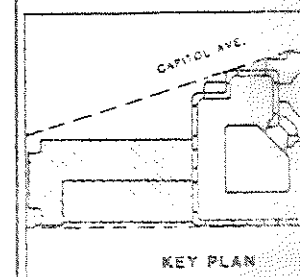
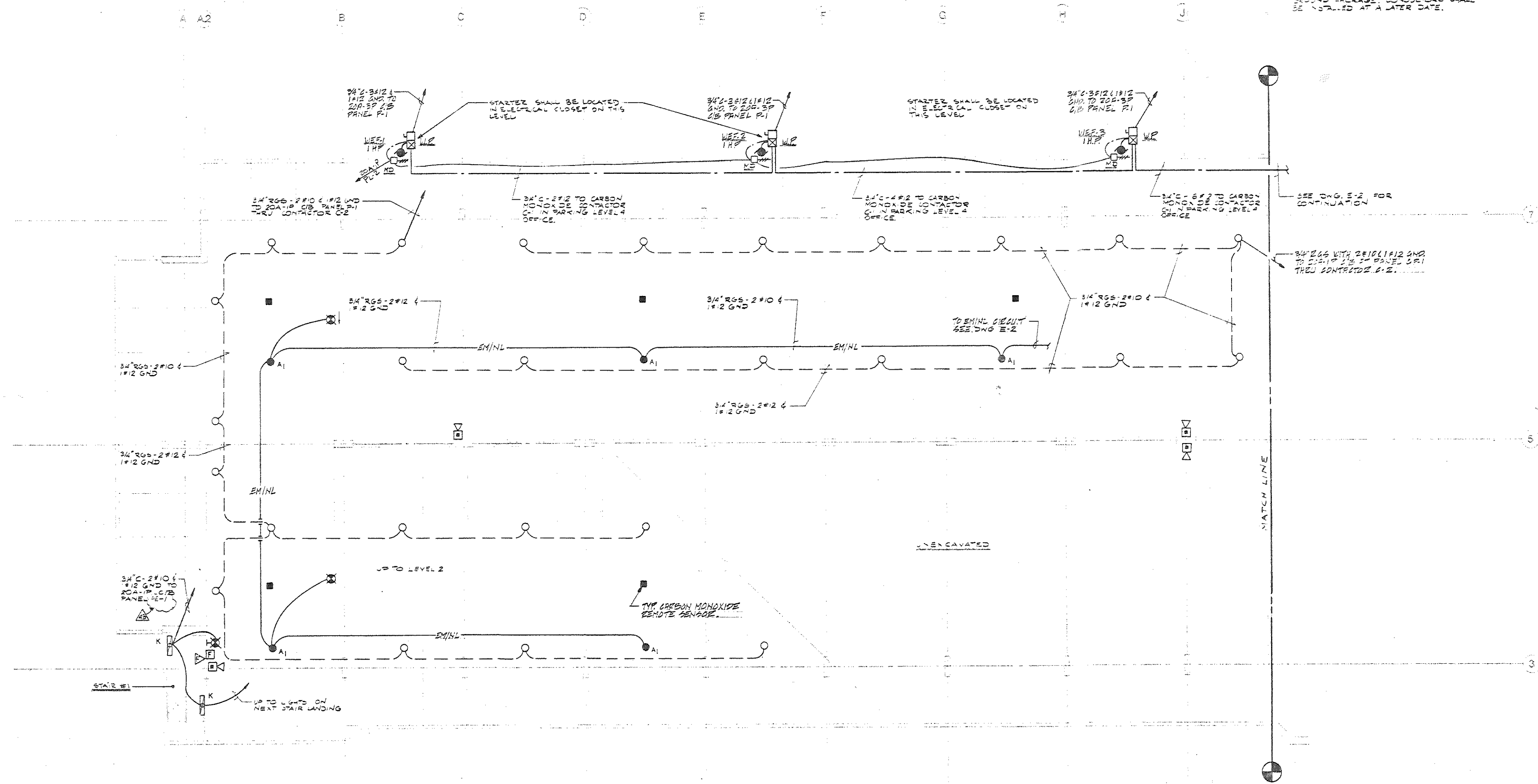


LIGHTING CONTROL WIRING DIAGRAM  
NOT TO SCALE

- GENERAL NOTES
1. All light fixtures shall be Fixture Type "A", unless otherwise noted.
  2. All conduits in garage shall be rigid galvanized steel, unless otherwise noted.
  3. All recess mounted light fixtures shall be supported from the structural steel, not from the ceiling grid.
  4. Verify mounting of all exit signs with Architectural Drawings.
  5. Wiring for all life safety equipment shall be per manufacturer's wiring diagrams.

NOTE:  
ALL UNDERGROUND CONDUITS SHALL BE  
RIGID GALV. STEEL

THE CONDUITS IN THIS AREA SHALL  
BE INSTALLED UNDERGROUND. INSTALL  
UNLESS OTHERWISE NOTED. ALL  
CONDUITS SHALL BE INSTALLED AS  
PART OF THE BID PACKAGE. CONDUITS  
SHALL BE INSTALLED AT A LATER DATE.



INCLUDES ADDENDUM #1

DATE	NO.	REVISIONS
11-85	1	ISSUANCE #1
5-86	2	BID PACKAGE #3 TO SA FULLER CO
1-86	3	PROGRESS PRINT
4-86	4	BID PACKAGE #2 TO SA FULLER CO
1-86	5	PROGRESS PRINT
3-86	6	PROGRESS PRINT
1-86	7	PROGRESS PRINT
1-86	8	PROGRESS PRINT

51-

J K M N N.S N85 P Q R S S.S T V W

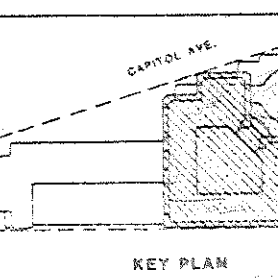
**CONSULTANTS**

**ARCHITECTURAL**  
BRENNAN BEER GORMAN  
515 Madison Avenue  
New York, N.Y. 10022  
212-582-7661

**MECHANICAL**  
BURTON AND VAN HOUTEN, INC.  
10 North Main Street  
West Hartford, CT 06107  
203-236-1267

**STRUCTURAL**  
LEV ZETLIN ASSOCIATES  
641 Avenue of the Americas  
New York, N.Y. 10011  
212-741-1300

**LANDSCAPE**  
CR, Inc.  
171 Ironmaster Street  
Stamford, CT 06407  
203-438-1985

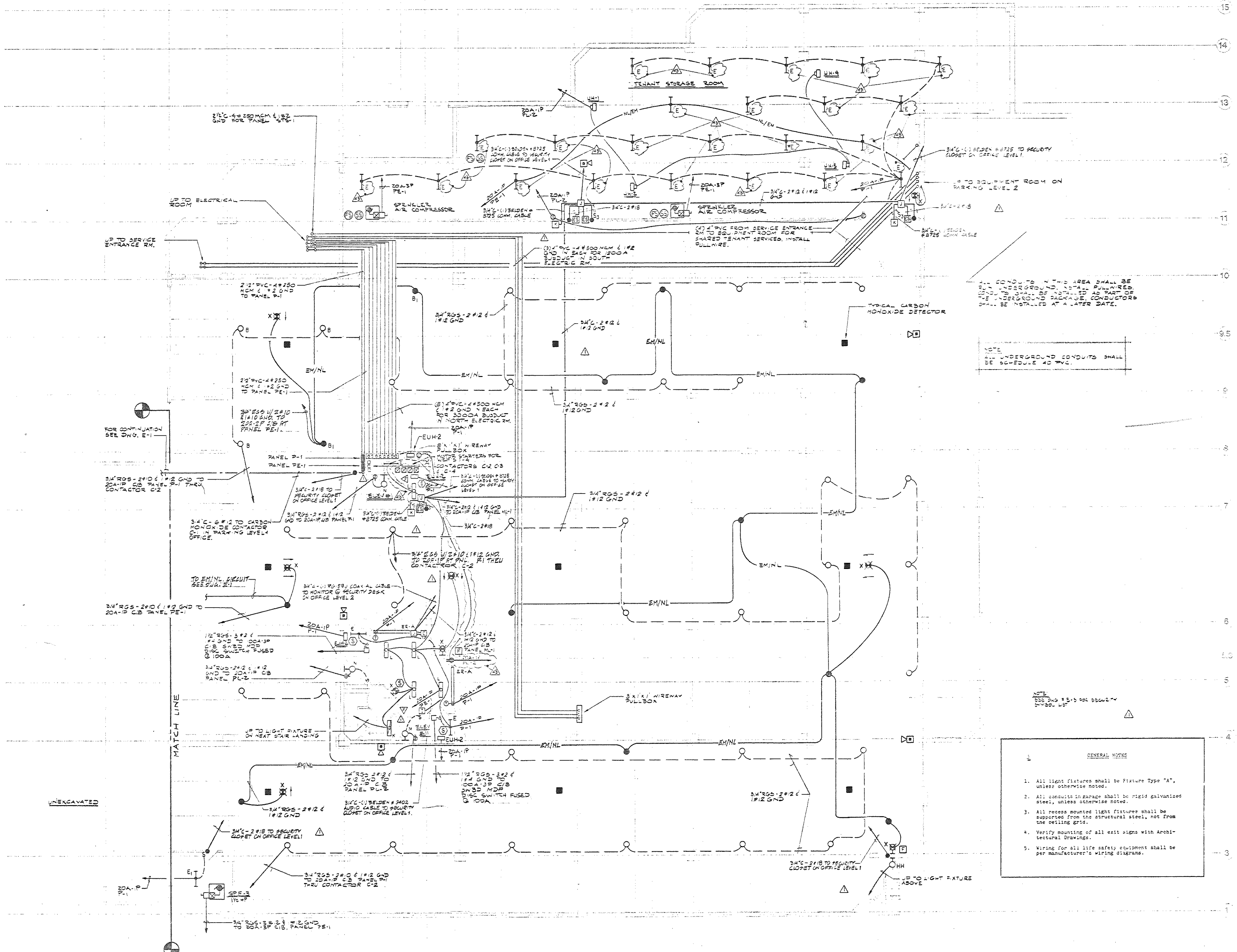


INCLUDES ADDENDUM #1

DATE	NO.	REVISIONS
11-7-85	1	AMENDATION #22
7-15-85	2	ADDED SECURITY
5-1-85	3	BID PACKAGE #3 TO SA FULLER CO.
4-12-85	4	PROGRESS PRINT
4-17-85	5	B5 PACKAGE #2 TO SA FULLER CO.
4-10-85	6	PROGRESS PRINT
3-27-85	7	PROGRESS PRINT
3-22-85	8	PROGRESS PRINT

**PARKING LEVEL  
TOWER  
ELECTRICAL  
PLAN**

DRAWN L.J.  
CHECKED G.T.  
DATE MAY 1, 1985 SHF  
SCALE 1/8"=1'-0"  
JOB NO. 205



ALL CONDUITS IN THIS AREA SHALL BE RIGID UNDERGROUND, NOT GALVANIZED, UNLESS OTHERWISE NOTED. ALL UNDERGROUND CONDUITS SHALL BE SCHEDULE 40 PVC.

- GENERAL NOTES**
- All light fixtures shall be Fixture Type "A", unless otherwise noted.
  - All conduits in garage shall be rigid galvanized steel, unless otherwise noted.
  - All recess mounted light fixtures shall be supported from the structural steel, not from the ceiling grid.
  - Verify mounting of all exit signs with Architectural Drawings.
  - Wiring for all life safety equipment shall be per manufacturer's wiring diagrams.

UNEXCAVATED

58



50 MIN CASE

**CONSULTANTS**

**ARCHITECTURAL**  
 BRENNAN BEER GORMAN  
 515 Madison Avenue  
 New York, N.Y. 10022  
 212-888-7667

**MECHANICAL**  
 BURTON AND VAN HOUTEN, INC.  
 10 North Main Street  
 West Hartford, CT 06107  
 203-236-2385

**STRUCTURAL**  
 LEV ZETLIN ASSOCIATES  
 641 Avenue of the Americas  
 New York, N.Y. 10011  
 212-741-1300

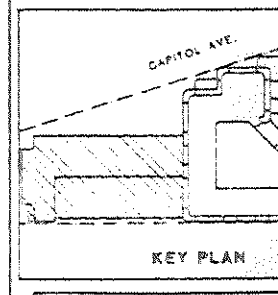
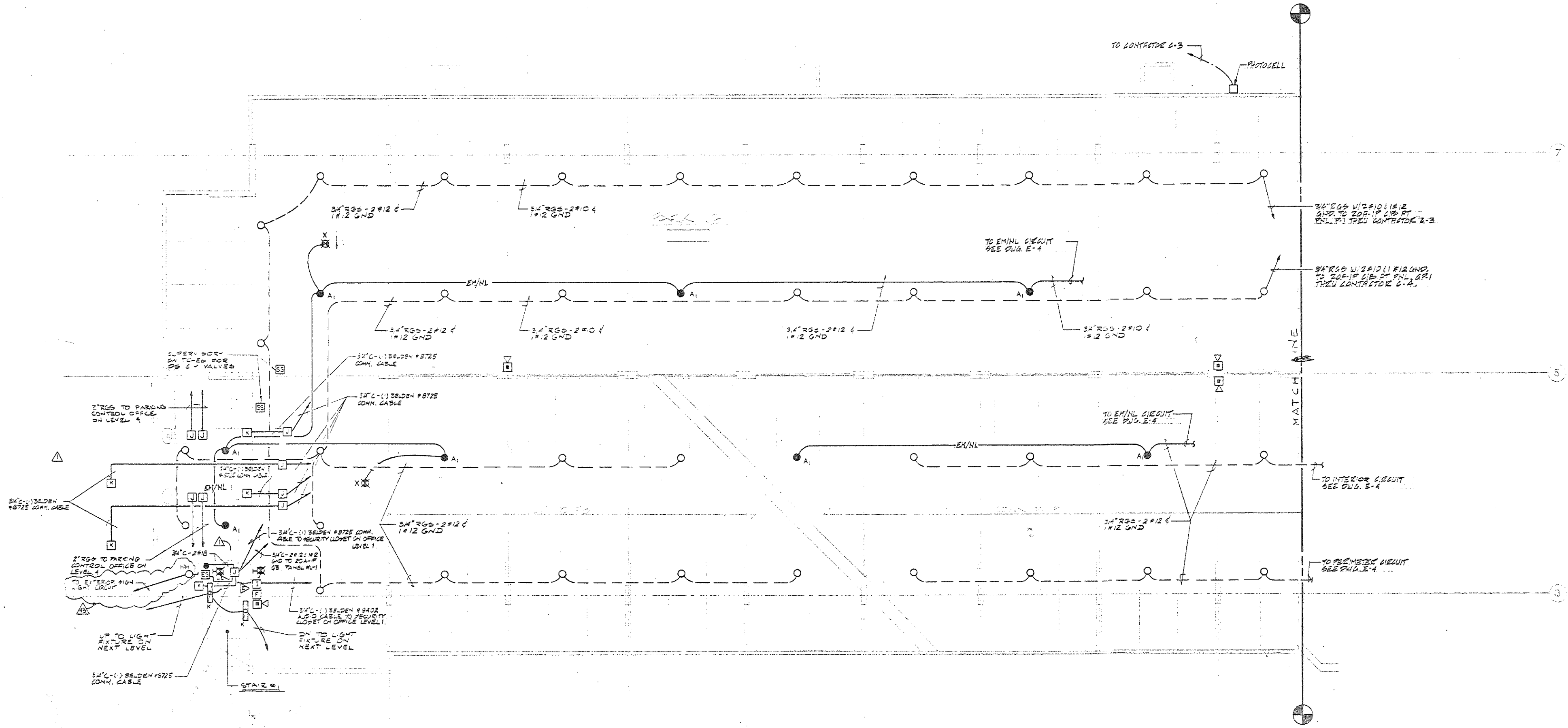
**LANDSCAPE**  
 CR 3 Inc.  
 571 Hopmeadow Street  
 Simsbury, CT 06070  
 203-654-1988

**GENERAL NOTES**

1. All light fixtures shall be Fixture Type "A", unless otherwise noted.
2. All conduits in garage shall be rigid galvanized steel, unless otherwise noted.
3. All recess mounted light fixtures shall be supported from the structural steel, not from the ceiling grid.
4. Verify mounting of all exit signs with Architectural Drawings.
5. Wiring for all life safety equipment shall be per manufacturer's wiring diagrams.

**SECURITY SYMBOL LIST**

- [K] CADD LEADER BY SECURITY CONSULTANT, METALLO AND WELD BY ELECTRICAL CONTRACTOR
- [Q] JUNCTION BOX BY WELD BY ELECTRICAL CONTRACTOR AND REPAIRS MADE BY SECURITY CONSULTANT AND METALLO BY ELECTRICAL CONTRACTOR
- [•] DOOR CONTACT SWITCH EQUAL TO SECURITY SYMBOL PNL-5-50 AND METALLO BY ELECTRICAL CONTRACTOR
- [E] ELECTRIC DOOR STRIKE, SUBSTITUTES AND METALLO BY ELECTRICAL CONTRACTOR, WELD BY SECURITY CONSULTANT
- [C] CAMERA BY SECURITY CONSULTANT, METALLO AND WELD BY ELECTRICAL CONTRACTOR
- [I] INTERCOM BY SECURITY CONSULTANT, METALLO AND WELD BY ELECTRICAL CONTRACTOR



INCLUDES ADDENDUM #1

NO.	DATE	DESCRIPTION
1-58		AMPLIFICATION #22
7-85		ADDED FEEDBACK SYSTEM
8-85		RE-PAKAGED RE-DESIGNED PLAN
10-85		PROGRESS PRINT
8-85		PROGRESS PRINT
12-85		RECORDED PRINT
DATE	NO.	REVISIONS

**PARKING LEVEL GARAGE ELECTRICAL PLAN**

DRAWN L.J.  
 CHECKED G.I.  
 DATE MAY 1, 1985  
 SCALE 1/8"=1'-0"

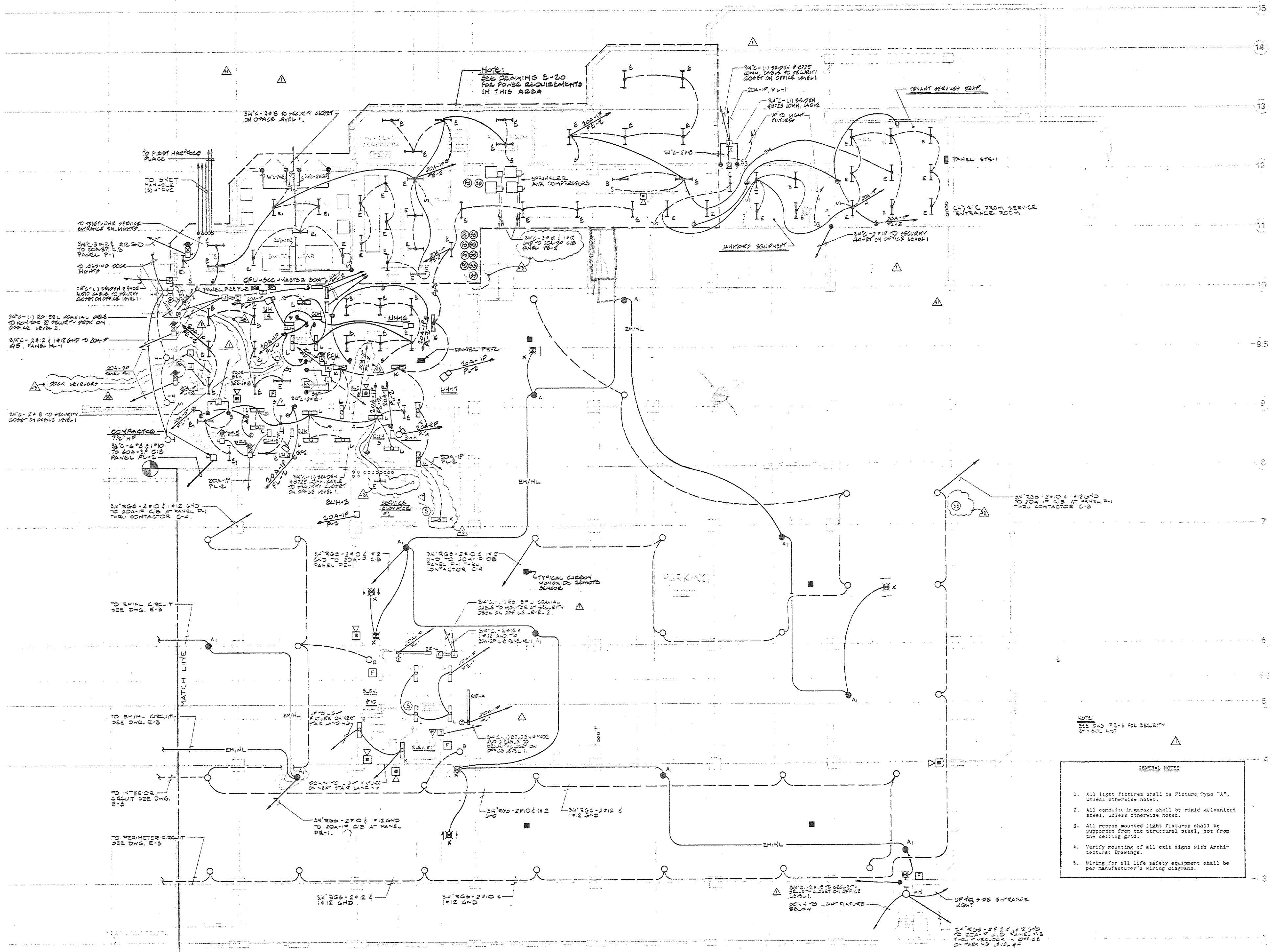
#21-3

53



Burline

J K M N N.S N.55 P Q R S S.S T V W



NOTE:  
SEE DWG # 2-1 FOR SECURITY EQUIPMENT

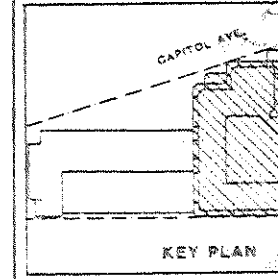
- GENERAL NOTES
1. All light fixtures shall be Fixture Type "A", unless otherwise noted.
  2. All conduits in garage shall be rigid galvanized steel, unless otherwise noted.
  3. All recess mounted light fixtures shall be supported from the structural steel, not from the ceiling grid.
  4. Verify mounting of all exit signs with Architectural Drawings.
  5. Wiring for all life safety equipment shall be per manufacturer's wiring diagrams.

**BECKET**  
WELTON BECKET ASSOCIATES  
ARCHITECTS  
AND ENGINEERS  
115 FORT STREET  
HARTFORD, CT 06103

**XEROX CENTR**  
HARTFORD  
CONNECTICUT  
XEROX-HARTFORD  
ASSOCIATES

CONSULTANTS  
ARCHITECTURAL  
BRENNAN, BEER, GORMAN  
515 Madison Avenue  
New York, N.Y. 10022  
212-880-1863  
MECHANICAL  
BURTON AND VAN HOUTEN, INC.  
10 North Main Street  
West Hartford, CT 06107  
203-230-1260  
STRUCTURAL  
LEV ZETLIN ASSOCIATES  
64 Avenue of the Americas  
New York, N.Y. 10001  
212-741-1300

LANDSCAPE  
CR 3 Inc.  
571 Woodrow Street  
Simonville, CT 06070  
203-658-1983



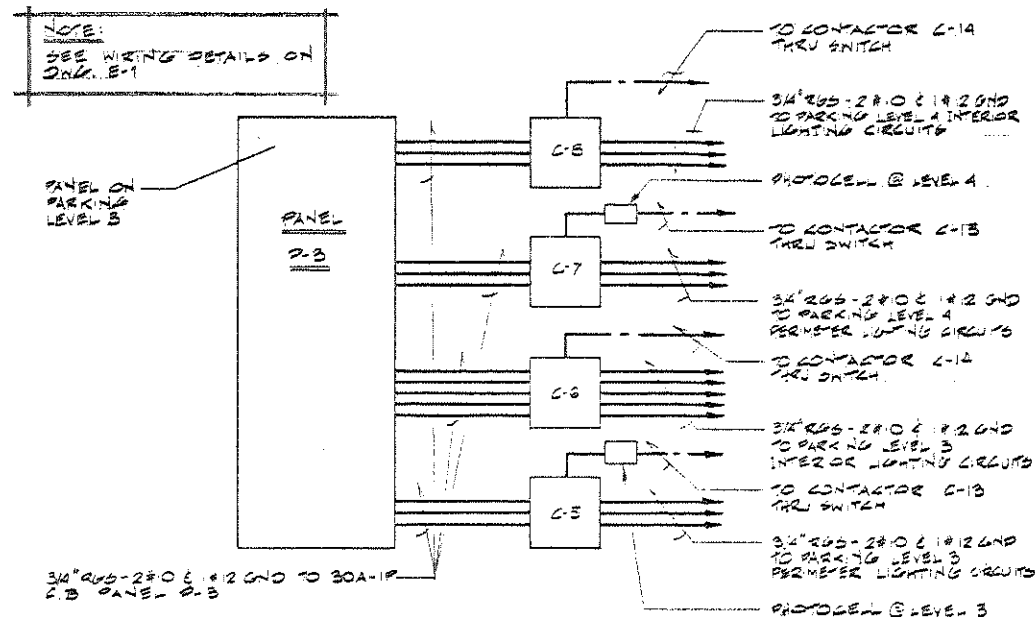
DATE NO.	REVISIONS
1-1-85	REVISION # 22
1-1-85	REVISION # 21
1-1-85	REVISION # 20
1-1-85	REVISION # 19
1-1-85	REVISION # 18
1-1-85	REVISION # 17
1-1-85	REVISION # 16
1-1-85	REVISION # 15
1-1-85	REVISION # 14
1-1-85	REVISION # 13
1-1-85	REVISION # 12
1-1-85	REVISION # 11
1-1-85	REVISION # 10
1-1-85	REVISION # 9
1-1-85	REVISION # 8
1-1-85	REVISION # 7
1-1-85	REVISION # 6
1-1-85	REVISION # 5
1-1-85	REVISION # 4
1-1-85	REVISION # 3
1-1-85	REVISION # 2
1-1-85	REVISION # 1

**PARKING LEVEL 2  
TOWER  
ELECTRICAL  
PLAN**

DRAWN L.J.  
CHECKED G.L.  
DATE MAY 1, 1985  
SCALE 1/8"=1'-0"  
JOB NO. 1305

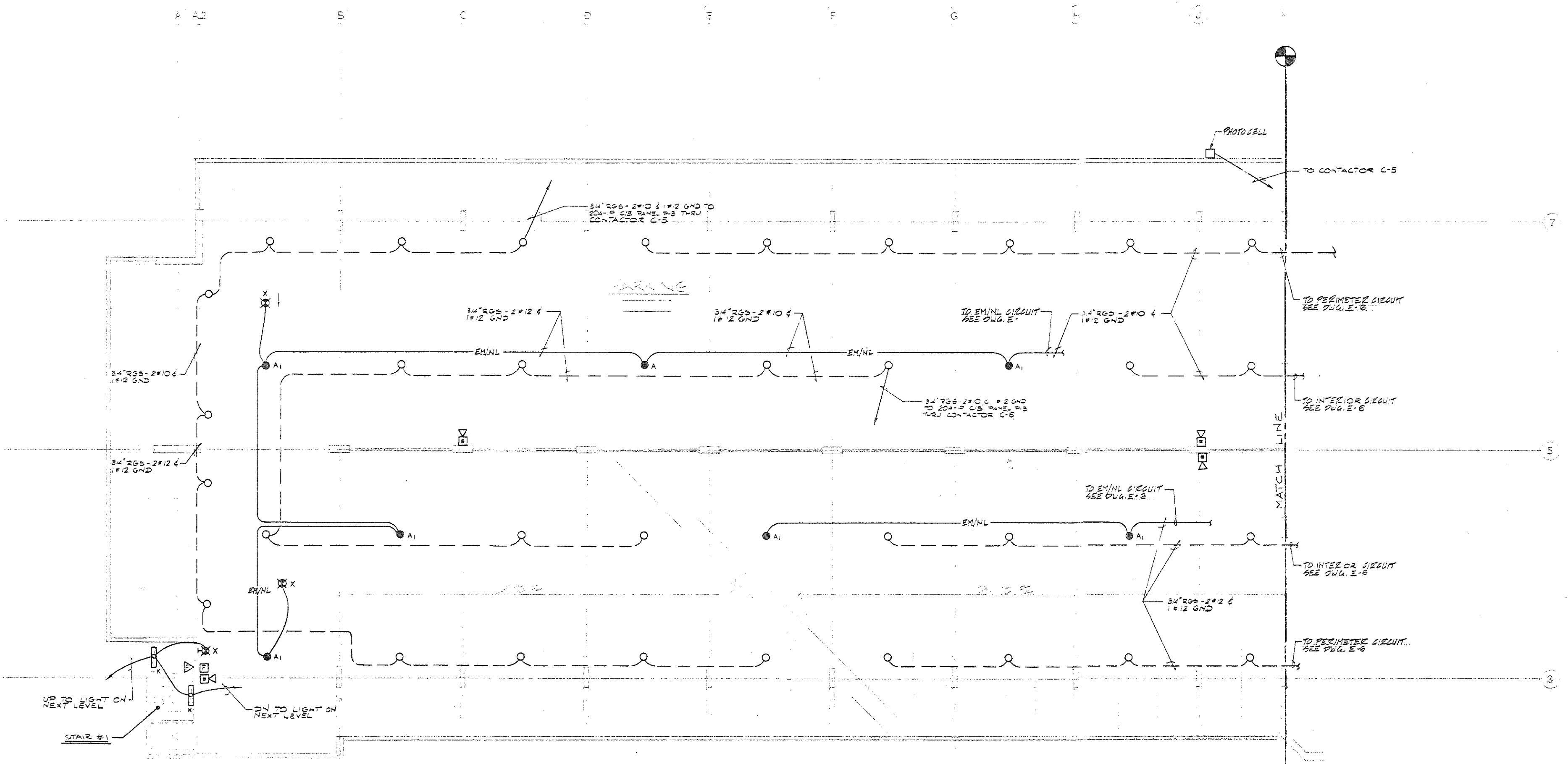
54-





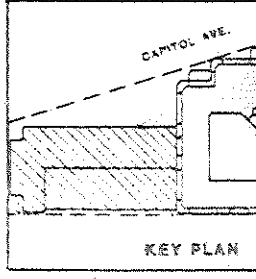
**PARKING LEVELS 3 & 4 LIGHTING CONTROL**  
NOT TO SCALE

- GENERAL NOTES**
1. All light fixtures shall be Fixture Type "A", unless otherwise noted.
  2. All conduits in garage shall be rigid galvanized steel, unless otherwise noted.
  3. All recess mounted light fixtures shall be supported from the structural steel, not from the ceiling grid.
  4. Verify mounting of all exit signs with Architectural Drawings.
  5. Wiring for all life safety equipment shall be per manufacturer's wiring diagrams.



UP TO LIGHT ON NEXT LEVEL  
DOWN TO LIGHT ON NEXT LEVEL  
STAIR #1

- CONSULTANTS**
- ARCHITECTURAL**  
BRENNAN BEER GORMAN  
515 Madison Avenue  
New York, N.Y. 10022  
212-809-7603
- MECHANICAL**  
BLITTON AND VAN HOUTEN INC.  
10 North Main Street  
West Hartford, CT 06107  
203-234-2365
- STRUCTURAL**  
LEV ZETLIN ASSOCIATES  
641 Avenue of the Americas  
New York, N.Y. 10011  
212-741-1700
- LANDSCAPE**  
CRJ Inc.  
571 Hopmeadow Street  
Simonsville, CT 06070  
203-858-1988



INCLUDES ADDENDUM

DATE	NO.	REVISIONS
11-7-85	1	CONSTRUCTION # 22
5-1-87	2	BID PACKAGE # 2
4-2-88	3	FOR P.A. PERIOD
4-2-88	4	PROGRESS PRINT
4-1-88	5	PROGRESS PRINT
5-27-85	6	PROGRESS PRINT
11-22-85	7	PROGRESS PRINT

**PARKING LEVEL 3  
GARAGE  
ELECTRICAL  
PLAN**

DRAWN L.J.  
CHECKED G.I.  
DATE MAY 1 1987  
SCALE 1/8" = 1'-0"  
JOB NO. 1305

THIS SHEET ISSUED WITH CLARIFICATION NO. 22,  
907 DOES NOT INCLUDE ANY REVISIONS.

55-



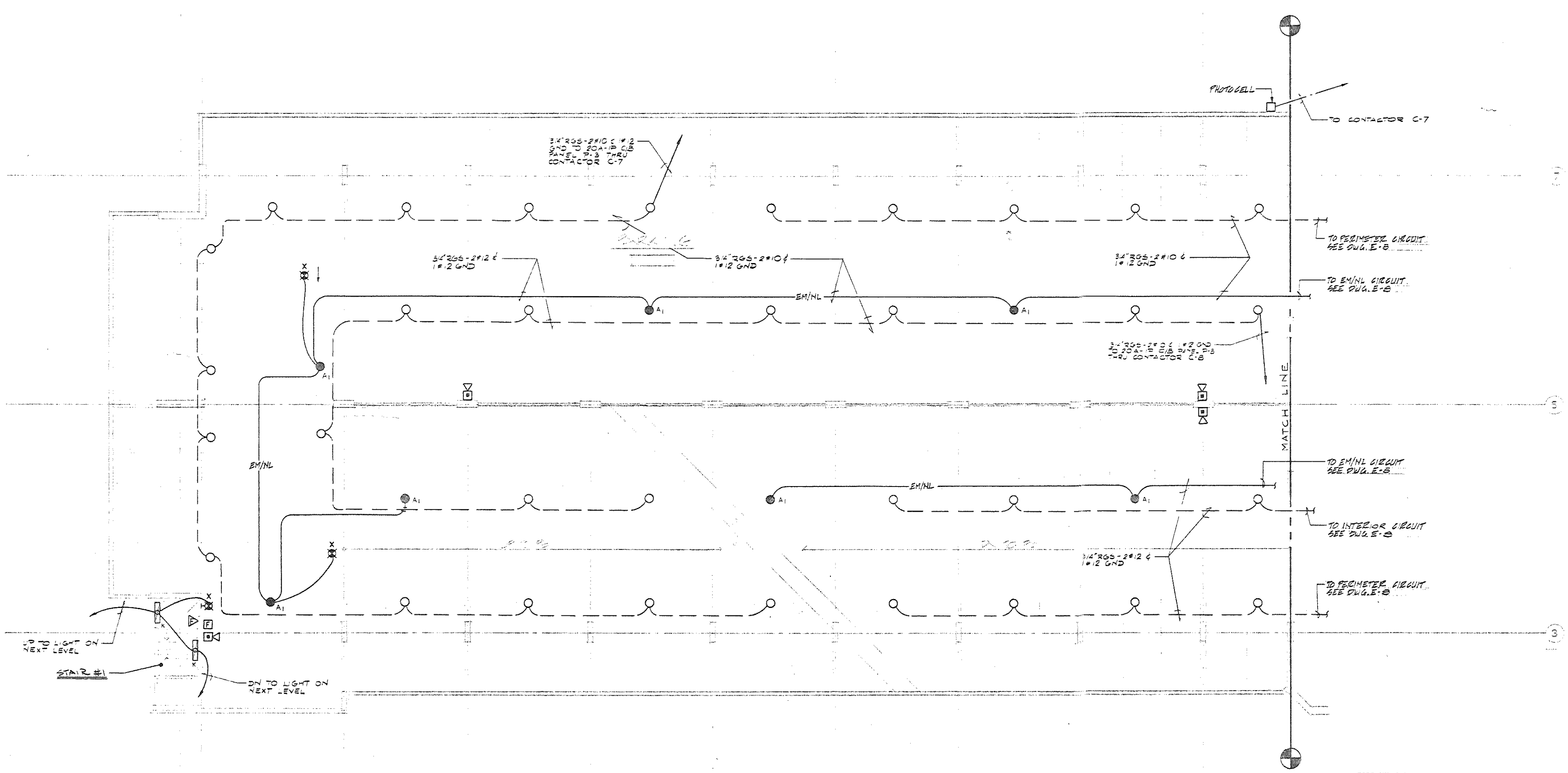




57-  
23 MIN. EDGE

GENERAL NOTES

1. All light fixtures shall be Fixture Type "A", unless otherwise noted.
2. All conduits in garages shall be rigid galvanized steel, unless otherwise noted.
3. All recess mounted light fixtures shall be supported from the structural steel, not from the ceiling grid.
4. Verify mounting of all exit signs with Architectural Drawings.
5. Wiring for all life safety equipment shall be per manufacturer's wiring diagrams.



BECKET

WELTON BECKET ASSOCIATES  
ARCHITECTS  
AND ENGINEERS

XEROX  
CENTR

HARTFORD  
CONNECTICUT

XEROX-HARTFORD  
ASSOCIATES

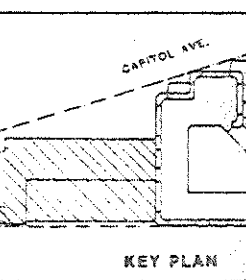
CONSULTANTS

ARCHITECTURAL  
BRENNAN BEER GORMAN  
515 Madison Avenue  
New York, N.Y. 10022  
212-888-7663

MECHANICAL  
BURTON AND VAN HOUTEN, INC.  
10 North Main Street  
West Hartford, CT 06107  
203-236-2365

STRUCTURAL  
LEV ZETLIN ASSOCIATES  
141 Avenue of the Americas  
New York, N.Y. 10013  
212-761-1300

LANDSCAPE  
CR 3 Inc.  
571 Hummelwood Street  
Simbury, CT 06070  
203-858-1985



INCLUDES ADDENDUM

NO.	DATE	DESCRIPTION
11-785		CLARIFICATION # 21
11-785		BID PACKAGE # 25
11-785		FOR GA PLAN # 10
11-785		PROCESSED PRINT
11-785		PROCESSED PRINT
11-785		PROCESSED PRINT
11-785		PROCESSED PRINT

DATE NO.	REVISIONS

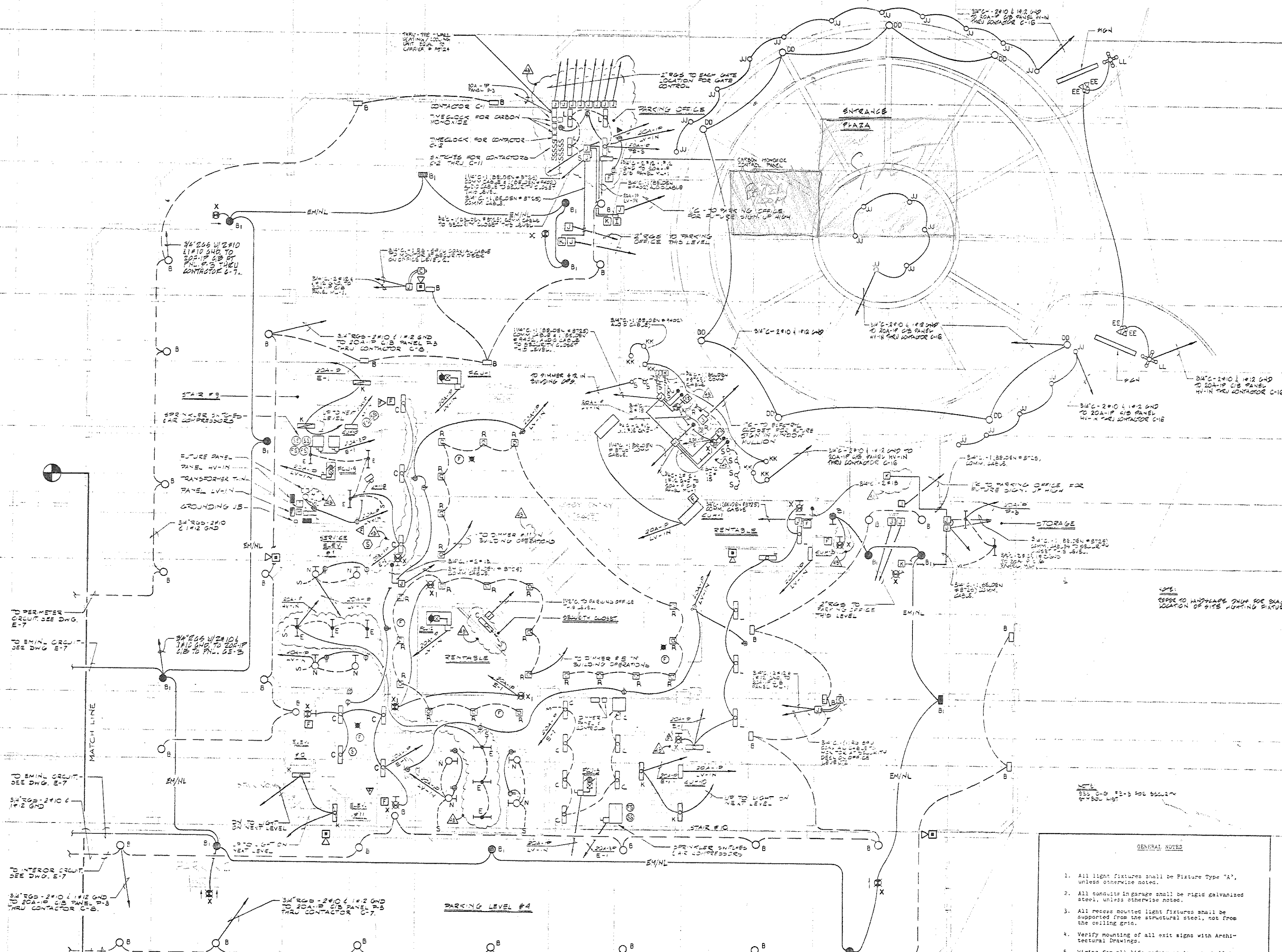
PARKING LEVEL  
GARAGE  
ELECTRICAL  
PLAN

DRAWN: J.W.  
CHECKED: G.I.  
DATE: MAY 11, 1985  
SCALE: 1/8" = 1'-0"  
JOB NO: 1305



J K M N N.S. N.55 P O R S S5 T V W

15  
14  
13  
12  
11  
10  
9  
8  
7  
6  
5  
4  
3



- GENERAL NOTES**
1. All light fixtures shall be fixture type "A", unless otherwise noted.
  2. All conduits in garage shall be rigid galvanized steel, unless otherwise noted.
  3. All recess mounted light fixtures shall be supported from the structural steel, not from the ceiling grid.
  4. Verify mounting of all exit signs with Architectural Drawings.
  5. Wiring for all life safety equipment shall be per manufacturer's wiring diagrams.

TO PERIMETER CIRCUIT SEE DWG. E-7  
 TO EMNL CIRCUIT SEE DWG. E-7  
 MATCH LINE  
 TO EMNL CIRCUIT SEE DWG. E-7  
 TO PERIMETER CIRCUIT SEE DWG. E-7  
 TO EMNL CIRCUIT SEE DWG. E-7

**BECKET**  
 WELTON BECKET ASSOCIATES  
 ARCHITECTS  
 AND ENGINEERS  
 200 HARTFORD AVENUE  
 HARTFORD, CT 06103

**XEROX CENTRAL**  
 HARTFORD  
 CONNECTICUT

XEROX-HARTFORD  
 ASSOCIATES

**CONSULTANTS**

**ARCHITECTURAL**  
 BRENNAN BEER GORMAN  
 512 Madison Avenue  
 New York, N.Y. 10022  
 212-889-7663

**MECHANICAL**  
 BELTON AND VAN MOUTEN, INC.  
 10 North Main Street  
 West Hartford, CT 06107  
 203-234-2365

**STRUCTURAL**  
 LEV ZETLIN ASSOCIATES  
 441 Avenue of the Americas  
 New York, N.Y. 10001  
 212-741-1900

**LANDSCAPE**  
 CR 7 Inc.  
 171 Hopmeadow Street  
 Simsbury, CT 06070  
 203-553-1182

KEY PLAN

NO.	DESCRIPTION
1-102	UNIFICATION #22
1-103	UNIFICATION #23
1-104	ADDED SECURITY
1-105	ADDED SECURITY
1-106	ADDED SECURITY
1-107	ADDED SECURITY
1-108	ADDED SECURITY
1-109	ADDED SECURITY
1-110	ADDED SECURITY
1-111	ADDED SECURITY
1-112	ADDED SECURITY
1-113	ADDED SECURITY
1-114	ADDED SECURITY
1-115	ADDED SECURITY
1-116	ADDED SECURITY
1-117	ADDED SECURITY
1-118	ADDED SECURITY
1-119	ADDED SECURITY
1-120	ADDED SECURITY
1-121	ADDED SECURITY
1-122	ADDED SECURITY
1-123	ADDED SECURITY
1-124	ADDED SECURITY
1-125	ADDED SECURITY
1-126	ADDED SECURITY
1-127	ADDED SECURITY
1-128	ADDED SECURITY
1-129	ADDED SECURITY
1-130	ADDED SECURITY
1-131	ADDED SECURITY
1-132	ADDED SECURITY
1-133	ADDED SECURITY
1-134	ADDED SECURITY
1-135	ADDED SECURITY
1-136	ADDED SECURITY
1-137	ADDED SECURITY
1-138	ADDED SECURITY
1-139	ADDED SECURITY
1-140	ADDED SECURITY
1-141	ADDED SECURITY
1-142	ADDED SECURITY
1-143	ADDED SECURITY
1-144	ADDED SECURITY
1-145	ADDED SECURITY
1-146	ADDED SECURITY
1-147	ADDED SECURITY
1-148	ADDED SECURITY
1-149	ADDED SECURITY
1-150	ADDED SECURITY
1-151	ADDED SECURITY
1-152	ADDED SECURITY
1-153	ADDED SECURITY
1-154	ADDED SECURITY
1-155	ADDED SECURITY
1-156	ADDED SECURITY
1-157	ADDED SECURITY
1-158	ADDED SECURITY
1-159	ADDED SECURITY
1-160	ADDED SECURITY
1-161	ADDED SECURITY
1-162	ADDED SECURITY
1-163	ADDED SECURITY
1-164	ADDED SECURITY
1-165	ADDED SECURITY
1-166	ADDED SECURITY
1-167	ADDED SECURITY
1-168	ADDED SECURITY
1-169	ADDED SECURITY
1-170	ADDED SECURITY
1-171	ADDED SECURITY
1-172	ADDED SECURITY
1-173	ADDED SECURITY
1-174	ADDED SECURITY
1-175	ADDED SECURITY
1-176	ADDED SECURITY
1-177	ADDED SECURITY
1-178	ADDED SECURITY
1-179	ADDED SECURITY
1-180	ADDED SECURITY
1-181	ADDED SECURITY
1-182	ADDED SECURITY
1-183	ADDED SECURITY
1-184	ADDED SECURITY
1-185	ADDED SECURITY
1-186	ADDED SECURITY
1-187	ADDED SECURITY
1-188	ADDED SECURITY
1-189	ADDED SECURITY
1-190	ADDED SECURITY
1-191	ADDED SECURITY
1-192	ADDED SECURITY
1-193	ADDED SECURITY
1-194	ADDED SECURITY
1-195	ADDED SECURITY
1-196	ADDED SECURITY
1-197	ADDED SECURITY
1-198	ADDED SECURITY
1-199	ADDED SECURITY
1-200	ADDED SECURITY
1-201	ADDED SECURITY
1-202	ADDED SECURITY
1-203	ADDED SECURITY
1-204	ADDED SECURITY
1-205	ADDED SECURITY
1-206	ADDED SECURITY
1-207	ADDED SECURITY
1-208	ADDED SECURITY
1-209	ADDED SECURITY
1-210	ADDED SECURITY
1-211	ADDED SECURITY
1-212	ADDED SECURITY
1-213	ADDED SECURITY
1-214	ADDED SECURITY
1-215	ADDED SECURITY
1-216	ADDED SECURITY
1-217	ADDED SECURITY
1-218	ADDED SECURITY
1-219	ADDED SECURITY
1-220	ADDED SECURITY
1-221	ADDED SECURITY
1-222	ADDED SECURITY
1-223	ADDED SECURITY
1-224	ADDED SECURITY
1-225	ADDED SECURITY
1-226	ADDED SECURITY
1-227	ADDED SECURITY
1-228	ADDED SECURITY
1-229	ADDED SECURITY
1-230	ADDED SECURITY
1-231	ADDED SECURITY
1-232	ADDED SECURITY
1-233	ADDED SECURITY
1-234	ADDED SECURITY
1-235	ADDED SECURITY
1-236	ADDED SECURITY
1-237	ADDED SECURITY
1-238	ADDED SECURITY
1-239	ADDED SECURITY
1-240	ADDED SECURITY
1-241	ADDED SECURITY
1-242	ADDED SECURITY
1-243	ADDED SECURITY
1-244	ADDED SECURITY
1-245	ADDED SECURITY
1-246	ADDED SECURITY
1-247	ADDED SECURITY
1-248	ADDED SECURITY
1-249	ADDED SECURITY
1-250	ADDED SECURITY
1-251	ADDED SECURITY
1-252	ADDED SECURITY
1-253	ADDED SECURITY
1-254	ADDED SECURITY
1-255	ADDED SECURITY
1-256	ADDED SECURITY
1-257	ADDED SECURITY
1-258	ADDED SECURITY
1-259	ADDED SECURITY
1-260	ADDED SECURITY
1-261	ADDED SECURITY
1-262	ADDED SECURITY
1-263	ADDED SECURITY
1-264	ADDED SECURITY
1-265	ADDED SECURITY
1-266	ADDED SECURITY
1-267	ADDED SECURITY
1-268	ADDED SECURITY
1-269	ADDED SECURITY
1-270	ADDED SECURITY
1-271	ADDED SECURITY
1-272	ADDED SECURITY
1-273	ADDED SECURITY
1-274	ADDED SECURITY
1-275	ADDED SECURITY
1-276	ADDED SECURITY
1-277	ADDED SECURITY
1-278	ADDED SECURITY
1-279	ADDED SECURITY
1-280	ADDED SECURITY
1-281	ADDED SECURITY
1-282	ADDED SECURITY
1-283	ADDED SECURITY
1-284	ADDED SECURITY
1-285	ADDED SECURITY
1-286	ADDED SECURITY
1-287	ADDED SECURITY
1-288	ADDED SECURITY
1-289	ADDED SECURITY
1-290	ADDED SECURITY
1-291	ADDED SECURITY
1-292	ADDED SECURITY
1-293	ADDED SECURITY
1-294	ADDED SECURITY
1-295	ADDED SECURITY
1-296	ADDED SECURITY
1-297	ADDED SECURITY
1-298	ADDED SECURITY
1-299	ADDED SECURITY
1-300	ADDED SECURITY

5.0-



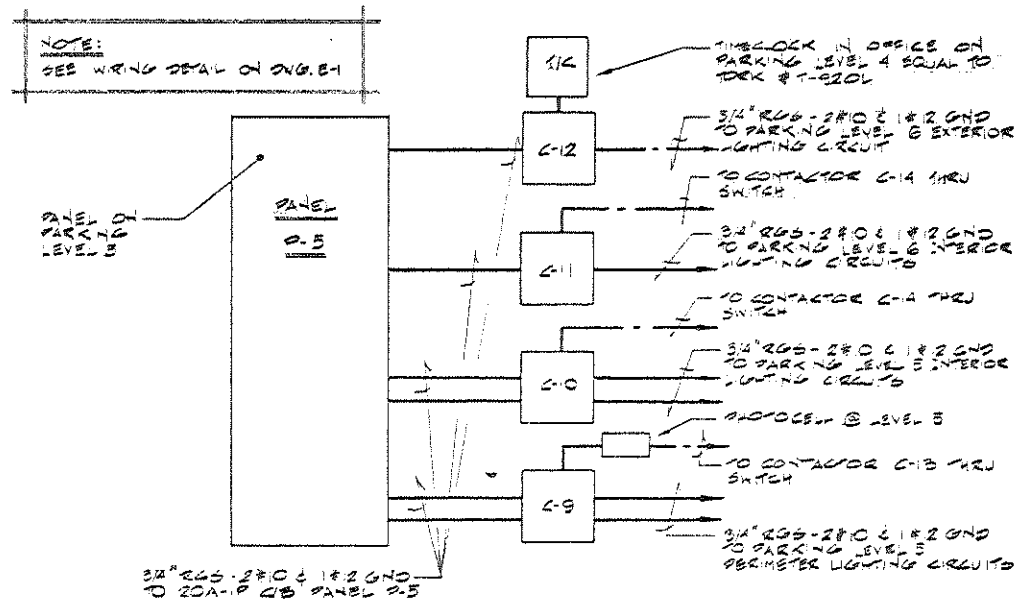
CONSULTANTS

ARCHITECTURAL  
BRENNAN BEER GORMAN  
515 Madison Avenue  
New York, N.Y. 10022  
212-688-7667

MECHANICAL  
BURTON AND VAN HOUTEN, INC.  
10 North Main Street  
West Hartford, CT 06107  
203-234-2365

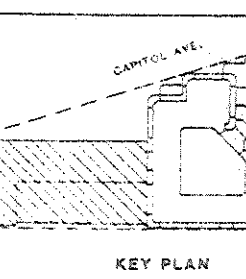
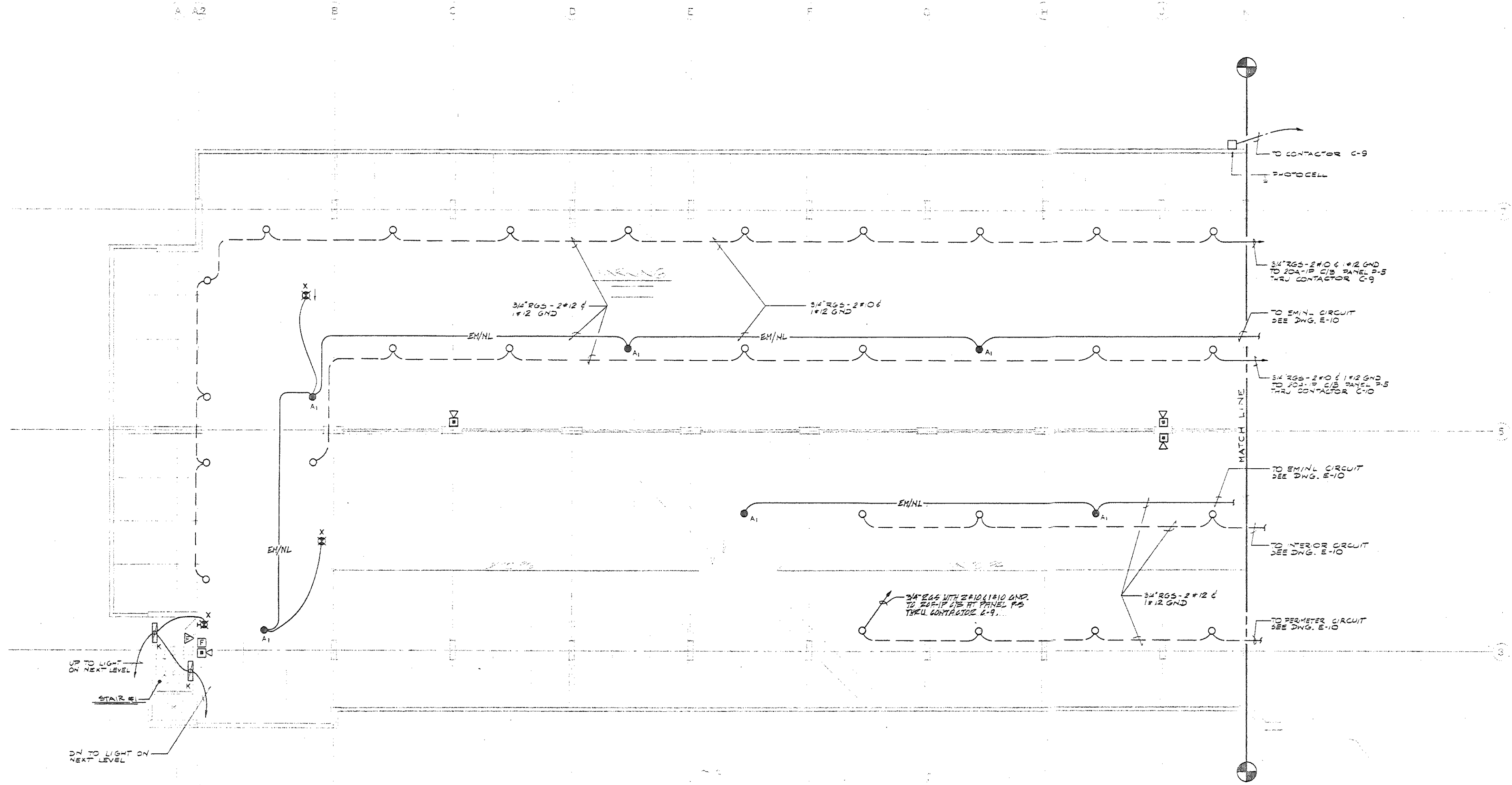
STRUCTURAL  
LEV ZETLIN ASSOCIATES  
641 Avenue of the Americas  
New York, N.Y. 10001  
212-761-1700

LANDSCAPE  
CRJ Inc.  
571 Hempstead Street  
Simbury, CT 06100  
203-458-1982



PARKING LEVELS 5 & 6 LIGHTING CONTROL  
NOT TO SCALE

- GENERAL NOTES
1. All light fixtures shall be Fixture Type "A", unless otherwise noted.
  2. All conduits in garage shall be rigid galvanized steel, unless otherwise noted.
  3. All recess mounted light fixtures shall be supported from the structural steel, not from the ceiling grid.
  4. Verify mounting of all exit signs with Architectural Drawings.
  5. Wiring for all life safety equipment shall be per manufacturer's wiring diagrams.



INCLUDES ADDENDUM #

NO.	DATE	REVISIONS
1	10-85	LABORATION # 22
2	5-85	BID PACKAGE # 2
3	4-85	TO G.A. PULLER
4	4-85	PROGRESS PRINT
5	4-85	PROGRESS PRINT
6	4-85	PROGRESS PRINT
7	4-85	PROGRESS PRINT

DATE NO. REVISIONS

PARKING LEVEL  
GARAGE  
ELECTRICAL  
PLAN

DRAWN L.J.  
CHECKED G.I.  
DATE MAY 1, 1985  
SCALE 1/8" = 1'-0"  
JOB NO. 1305

54





- Notes:
1. All recess mounted light fixtures shall be supported from structural steel, not from the ceiling.
  2. Refer to Architectural Reflected Ceiling Plans for exact location of fixtures.
  3. Verify mounting of all exit signs with Architectural Drawings.
  4. Wiring for all life safety equipment shall be per manufacturer's wiring diagrams.
  5. Supply & Return Air Smoke Detectors shall be mounted in ductwork.
  6. Busduct risers shall be supported at each floor level.

NOTE:  
SEE DWG. E-9 FOR 30A-12 LV-26  
30A-12 LV-25

- GENERAL NOTES
1. All light fixtures shall be Fixture Type "A", unless otherwise noted.
  2. All conduits in garage shall be rigid galvanized steel, unless otherwise noted.
  3. All recess mounted light fixtures shall be supported from the structural steel, not from the ceiling grid.
  4. Verify mounting of all exit signs with Architectural Drawings.
  5. Wiring for all life safety equipment shall be per manufacturer's wiring diagrams.

**BECKET**  
WELTON BECKET ASSOCIATES  
ARCHITECTS  
AND ENGINEERS  
200 MADISON AVENUE  
NEW YORK, N.Y. 10022  
TELEPHONE 212-685-1000

**XEROX CENTER**  
HARTFORD  
CONNECTICUT

XEROX-HARTFORD  
ASSOCIATES

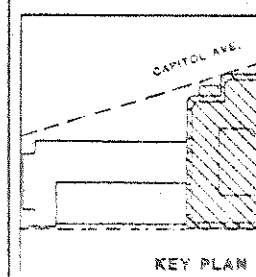
CONSULTANTS

**ARCHITECTURAL**  
BRENNAN, BEER, GORMAN  
315 Madison Avenue  
New York, N.Y. 10022  
212-688-7663

**MECHANICAL**  
BURTON AND VAN HOUTEN, INC.  
10 North Main Street  
West Hartford, CT 06107  
203-236-2365

**STRUCTURAL**  
LEV ZETLIN ASSOCIATES  
641 Avenue of the Americas  
New York, N.Y. 10011  
212-741-1300

**LANDSCAPE**  
E. B. Inc.  
571 Huntington Street  
Stamford, CT 06407  
203-628-1983



INCLUDES ADDENDUM

10-7-85	Δ	OPERATION # 22
10-8-85	Δ	ADDED SECURITY
5-8-85	Δ	BID PACKAGE # 2 TO G.A. FULLER
4-8-85	Δ	PROGRESS REV.
4-8-85	Δ	PROGRESS PRINT
3-27-85	Δ	PROGRESS PRINT
3-22-85	Δ	PROGRESS PRINT
DATE NO.		REVISIONS

PARKING LEVEL  
TOWER/OFFICE LEVEL  
ELECTRICAL  
PLAN

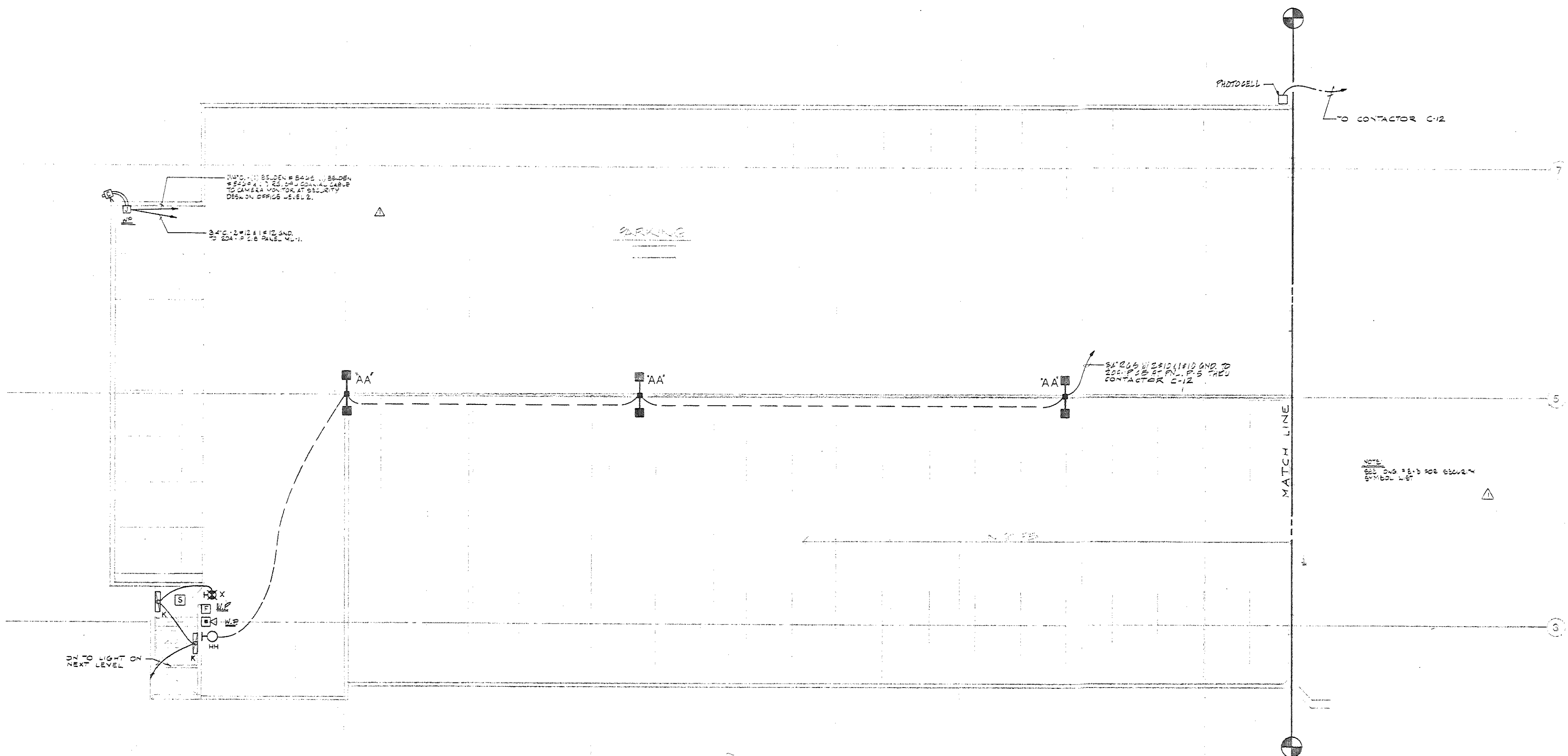
DRAWN L.J.  
CHECKED G.T.  
DATE MAY 1, 1985  
SCALE 1/8" = 1'-0"  
JOB NO. 1305

69

45 MN. BASE

GENERAL NOTES

1. All light fixtures shall be Fixture Type "A", unless otherwise noted.
2. All conduits in garage shall be rigid galvanized steel, unless otherwise noted.
3. All recess mounted light fixtures shall be supported from the structural steel, not from the ceiling grid.
4. Verify mounting of all exit signs with Architectural Drawings.
5. Wiring for all life safety equipment shall be per manufacturer's wiring diagrams.



BECKET

WELTON BECKET ASSOCIATES  
ARCHITECTS  
AND ENGINEERS  
100 MADISON AVENUE  
NEW YORK, N.Y. 10017  
212-688-1000

XEROX  
CENTRE

HARTFORD  
CONNECTICUT

XEROX-HARTFORD  
ASSOCIATES

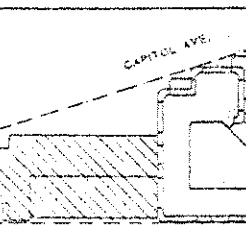
CONSULTANTS

ARCHITECTURAL  
BRENNAN DEER GORMAN  
515 Madison Avenue  
New York, N.Y. 10022  
212-688-1000

MECHANICAL  
BURTON AND VAN HOUTEN  
80 North Main Street  
West Hartford, CT 06107  
203-238-2385

STRUCTURAL  
LIV ZETLIN ASSOCIATES  
641 Avenue of the Americas  
New York, N.Y. 10011  
212-741-1300

LANDSCAPE  
CRJ Inc  
271 Hopmeadow Street  
Simsbury, CT 06070  
203-658-1988



INCLUDES ADDENDUM

DATE	NO.	REVISIONS
10-12-05	1	ISSUANCE
10-12-05	2	ADD SECURITY TO PACKAGE
10-12-05	3	ADD SECURITY TO GA FULLER
10-12-05	4	REVISE PER
10-12-05	5	PROGRESS PRINT
10-12-05	6	PROGRESS PRINT

ROOF LEVEL  
GARAGE  
ELECTRICAL  
PLAN

DRAWN L.J.  
CHECKED G.I.  
DATE MAY 1, 1985  
SCALE 1/8" = 1'-0"  
JOB NO. 1005



CONSULTANTS

ARCHITECTURAL

BRENNAN BEER GORMAN  
515 Madison Avenue  
New York, N.Y. 10022  
212-688-7463

MECHANICAL

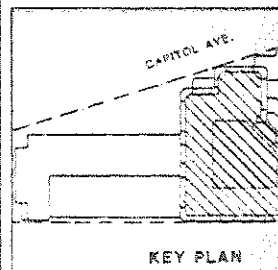
BURTON AND VAN HOUTEN, INC.  
10 North Main Street  
West Hartford, CT 06107  
203-236-2365

STRUCTURAL

LEV ZETLIN ASSOCIATES  
645 Avenue of the Americas  
New York, N.Y. 10011  
212-741-1300

LANDSCAPE

CR 3 Inc.  
57 Haddamtown Street  
Stamford, CT 06907  
203-658-1988



INCLUDES ADDENDUM #1

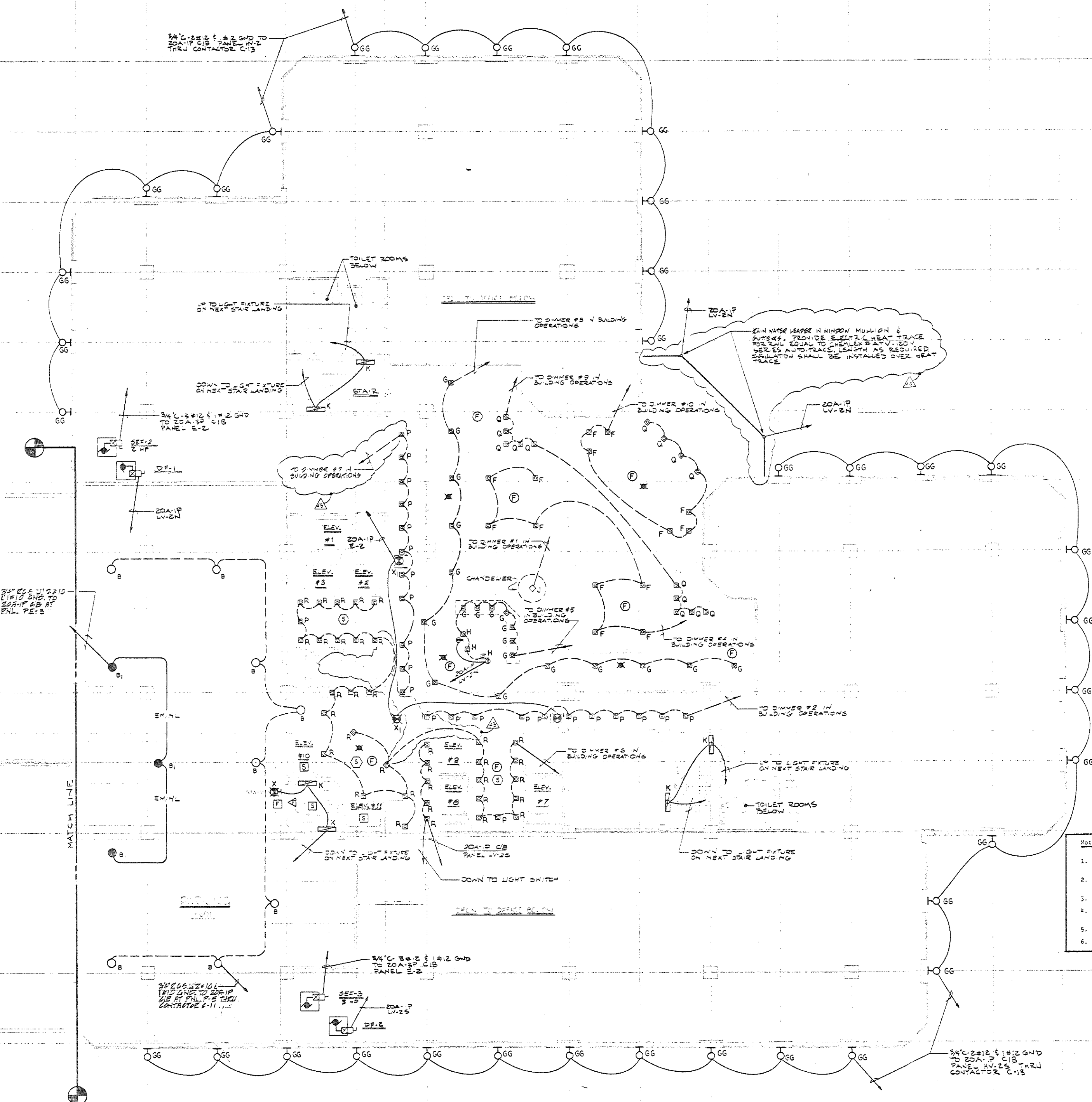
NO.	DATE	DESCRIPTION
1-7-85		ISSUANCE # 11
2-12-85		500 PACKAGE # 1 TO GA FULLER CO
3-20-85		PROGRESS PRINT
4-22-85		PROGRESS PRINT
5-1-85		PROGRESS PRINT
5-21-85		PROGRESS PRINT
5-21-85		PROGRESS PRINT
DATE NO.	REVISIONS	

ROOF LEVEL  
PARKING TOWER  
ELECTRICAL  
PLAN

DRAWN L.J.  
CHECKED G.I.  
DATE MAY 1, 1985  
SCALE 1/8"=1'-0"  
JOB NO. 1305

J K M N N.5 N.65 P Q R S S.5 T V W

15  
14  
13  
12  
11  
10  
9.5  
9  
8  
7  
6  
5  
4  
3  
1



- Notes:
- All recess mounted light fixtures shall be supported from structural steel, not from the ceiling.
  - Refer to Architectural Reflected Ceiling Plans for exact location of fixtures.
  - Verify mounting of all exit signs with Architectural Drawings.
  - Wiring for all life safety equipment shall be per manufacturer's wiring diagram.
  - Supply & Return Air Smoke Detectors shall be mounted in ductwork.
  - Busduct risers shall be supported at each floor level.

62

C K M N N5 N6S P Q R S S5 T V W

**BECKET**  
 WELTON BECKET ASSOCIATES  
 ARCHITECTS  
 AND ENGINEERS  
 1100 Main Street  
 Hartford, Connecticut 06103  
 Telephone: 861-2611

**XEROX CENTRAL**  
 HARTFORD  
 CONNECTICUT

XEROX-HARTFORD  
 ASSOCIATES

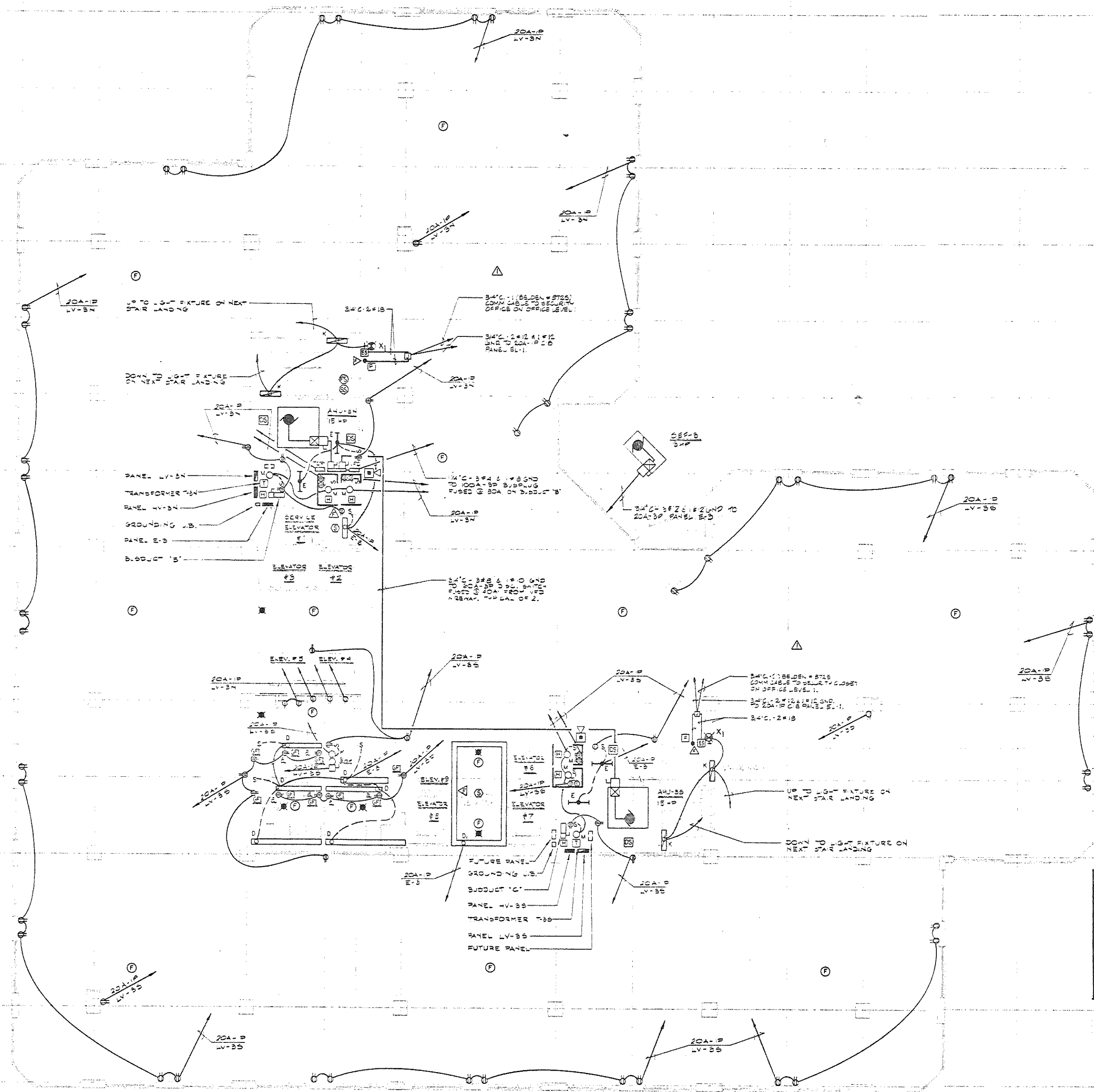
**CONSULTANTS**

**ARCHITECTURAL**  
 BRENNAN BEER GORMAN  
 515 Madison Avenue  
 New York, N.Y. 10022  
 212-888-1961

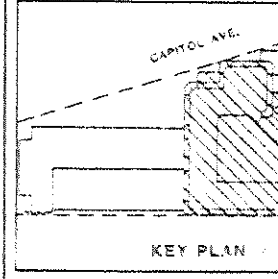
**MECHANICAL**  
 BURTON AND VAN HOUTEN, INC.  
 10 North Main Street  
 West Hartford, CT 06107  
 202-238-2265

**STRUCTURAL**  
 LEV ZETLIN ASSOCIATES  
 641 Avenue of the Americas  
 New York, N.Y. 10011  
 212-761-1300

**LANDSCAPE**  
 CR 1 Inc.  
 374 Hopmeadow Street  
 Simsbury, CT 06070  
 203-658-1992



- Notes:**
1. All recess mounted light fixtures shall be supported from structural steel, not from the ceiling.
  2. Refer to Architectural Reflected Ceiling Plans for exact location of fixtures.
  3. Verify mounting of all exit signs with Architectural Drawings.
  4. Wiring for all life safety equipment shall be per manufacturer's wiring diagram.
  5. Supply & Return Air Smoke Detectors shall be mounted in ductwork.
  6. Busduct risers shall be supported at each floor level.



DATE	NO.	REVISIONS
11-25-85	1	ISSUANCE
12-15-85	2	ADD SECURITY CODE
1-15-86	3	ADD PACKAGE # TO GA FULLER CO.
2-15-86	4	PROGRESS PRINT
3-15-86	5	PROGRESS PRINT
4-15-86	6	PROGRESS PRINT
5-15-86	7	PROGRESS PRINT

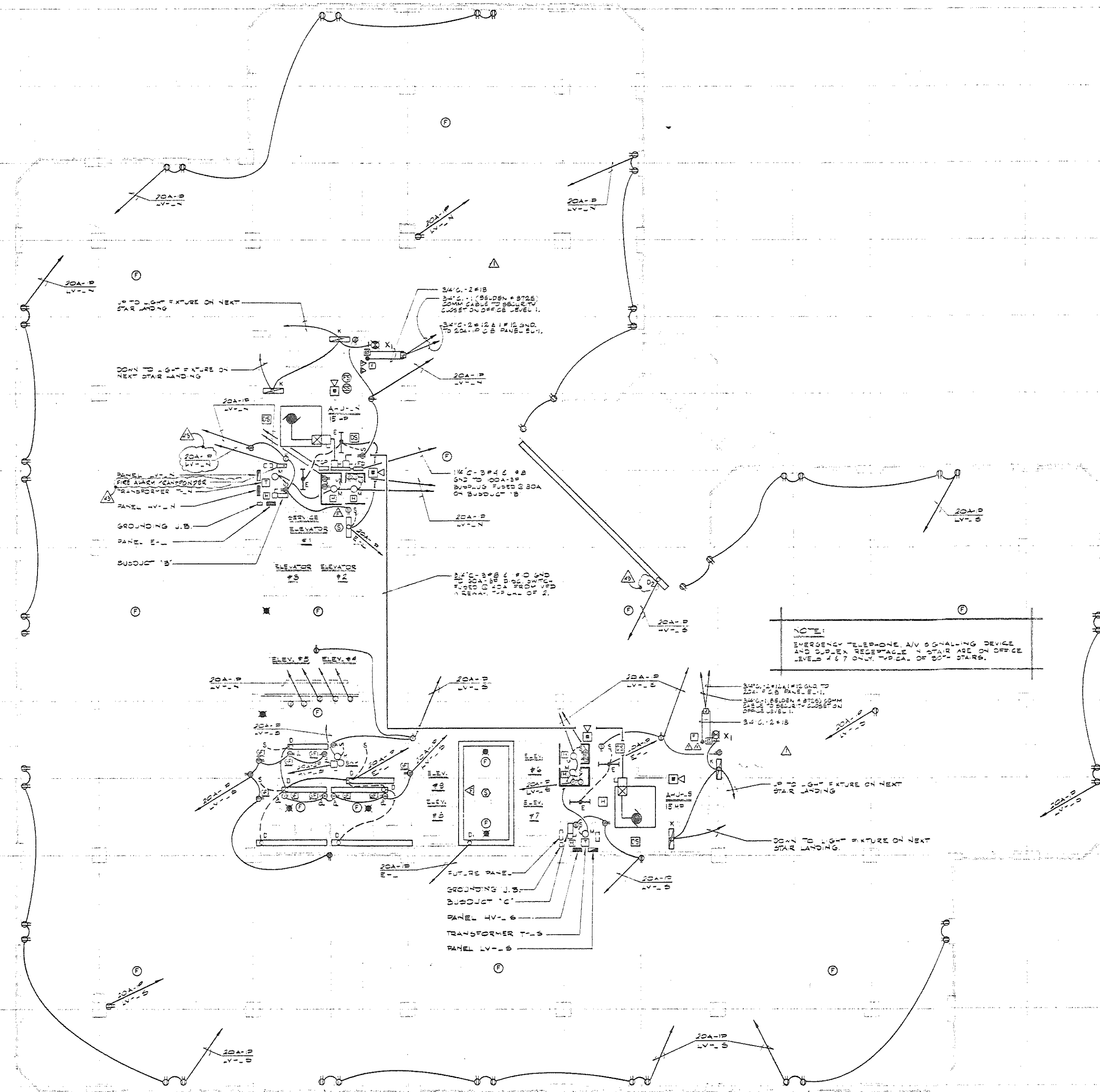
OFFICE LEVEL 3  
 ELECTRICAL PLAN

DRAWN: L.J.  
 CHECKED: G.I.  
 DATE: MAY 1, 1985  
 SCALE: 1/8" = 1'-0"  
 SHEET: E-1  
 JOB NO: 1305

THIS SHEET ISSUED WITH CLARIFICATION NO. 22,  
 BUT DOES NOT INCLUDE ANY REVISIONS.

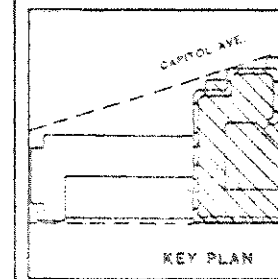
63-





**NOTE:**  
 EMERGENCY TELEPHONE, A/V SIGNALING DEVICE  
 AND CORDEN RECEIVABLE 1 STAIR ARE IN OFFICE  
 LEVELS 4 & 7 ONLY, W/PCA OF 50' STAIR.

- Notes:**
1. All recess mounted light fixtures shall be supported from structural steel, not from the ceiling.
  2. Refer to Architectural Reflected Ceiling Plans for exact location of fixtures.
  3. Verify mounting of all exit signs with Architectural Drawings.
  4. Wiring for all life safety equipment shall be per manufacturer's wiring diagram.
  5. Supply & Return Air Smoke Detectors shall be mounted in ductwork.
  6. Busduct risers shall be supported at each floor level.



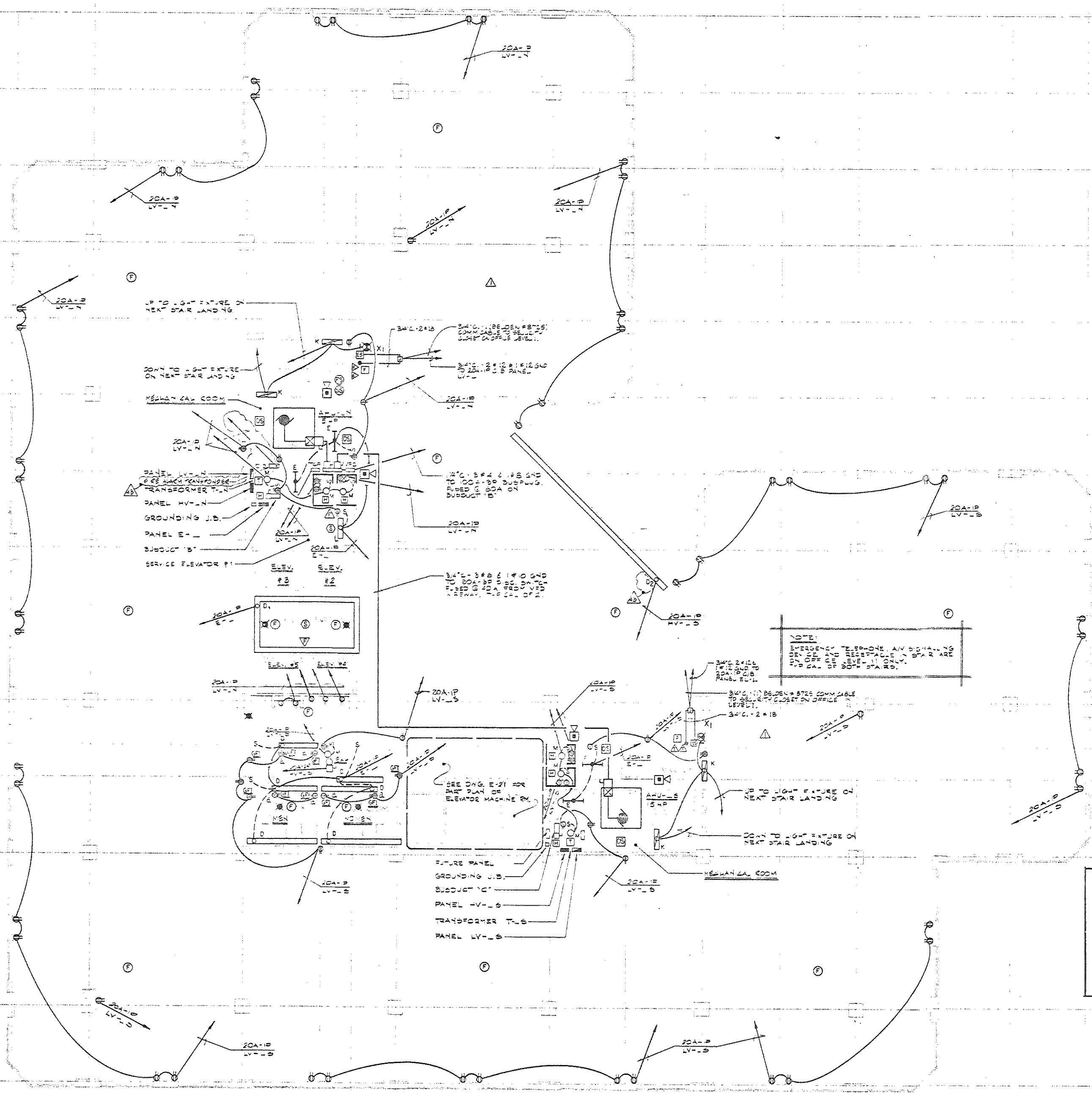
INCLUDES ADDENDUM #

DATE	NO.	REVISIONS
11-7-85	1	ADDED SECURITY
1-17-86	2	ADDED SECURITY
5-1-86	3	ADDED SECURITY
1-2-86	4	PROGRESS PRINT
1-2-86	5	PROGRESS PRINT
1-2-86	6	PROGRESS PRINT
1-2-86	7	PROGRESS PRINT
1-2-86	8	PROGRESS PRINT
1-2-86	9	PROGRESS PRINT
1-2-86	10	PROGRESS PRINT
1-2-86	11	PROGRESS PRINT
1-2-86	12	PROGRESS PRINT
1-2-86	13	PROGRESS PRINT
1-2-86	14	PROGRESS PRINT
1-2-86	15	PROGRESS PRINT
1-2-86	16	PROGRESS PRINT
1-2-86	17	PROGRESS PRINT
1-2-86	18	PROGRESS PRINT
1-2-86	19	PROGRESS PRINT
1-2-86	20	PROGRESS PRINT
1-2-86	21	PROGRESS PRINT
1-2-86	22	PROGRESS PRINT
1-2-86	23	PROGRESS PRINT
1-2-86	24	PROGRESS PRINT
1-2-86	25	PROGRESS PRINT
1-2-86	26	PROGRESS PRINT
1-2-86	27	PROGRESS PRINT
1-2-86	28	PROGRESS PRINT
1-2-86	29	PROGRESS PRINT
1-2-86	30	PROGRESS PRINT
1-2-86	31	PROGRESS PRINT
1-2-86	32	PROGRESS PRINT
1-2-86	33	PROGRESS PRINT
1-2-86	34	PROGRESS PRINT
1-2-86	35	PROGRESS PRINT
1-2-86	36	PROGRESS PRINT
1-2-86	37	PROGRESS PRINT
1-2-86	38	PROGRESS PRINT
1-2-86	39	PROGRESS PRINT
1-2-86	40	PROGRESS PRINT
1-2-86	41	PROGRESS PRINT
1-2-86	42	PROGRESS PRINT
1-2-86	43	PROGRESS PRINT
1-2-86	44	PROGRESS PRINT
1-2-86	45	PROGRESS PRINT
1-2-86	46	PROGRESS PRINT
1-2-86	47	PROGRESS PRINT
1-2-86	48	PROGRESS PRINT
1-2-86	49	PROGRESS PRINT
1-2-86	50	PROGRESS PRINT

-49

J K M N N.5 N.65 P Q R S S.5 T V W

15  
14  
13  
12  
11  
10  
9.5  
9  
8  
7  
6  
5.5  
5  
4  
3  
2  
1



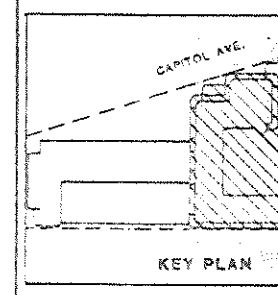
NOTE:  
 1. ALL RECESS MOUNTED LIGHT FIXTURES SHALL BE SUPPORTED FROM STRUCTURAL STEEL, NOT FROM THE CEILING.  
 2. REFER TO ARCHITECTURAL REFLECTED CEILING PLANS FOR EXACT LOCATION OF FIXTURES.  
 3. VERIFY MOUNTING OF ALL EXIT SIGNS WITH ARCHITECTURAL DRAWINGS.  
 4. WIRING FOR ALL LIFE SAFETY EQUIPMENT SHALL BE PER MANUFACTURER'S WIRING DIAGRAM.  
 5. SUPPLY & RETURN AIR SMOKE DETECTORS SHALL BE MOUNTED IN DUCTWORK.  
 6. BUNDUCT RISERS SHALL BE SUPPORTED AT EACH FLOOR LEVEL.

- Notes:
1. All recess mounted light fixtures shall be supported from structural steel, not from the ceiling.
  2. Refer to Architectural Reflected Ceiling Plans for exact location of fixtures.
  3. Verify mounting of all exit signs with Architectural Drawings.
  4. Wiring for all life safety equipment shall be per manufacturer's wiring diagram.
  5. Supply & Return Air Smoke Detectors shall be mounted in ductwork.
  6. Bunduct risers shall be supported at each floor level.

**BECKET**  
 WELTON BECKET ASSOCIATES  
 ARCHITECTS  
 AND ENGINEERS

**XEROX CENTR**  
 HARTFORD  
 CONNECTICUT  
 XEROX-HARTFORD  
 ASSOCIATES

**CONSULTANTS**  
**ARCHITECTURAL**  
 BRENNAN BEER GORMAN  
 315 Madison Avenue  
 New York, N.Y. 10022  
 212-888-7863  
**MECHANICAL**  
 BURTON AND VAN HOUTEN, INC.  
 10 North Main Street  
 West Hartford, CT 06107  
 203-236-2365  
**STRUCTURAL**  
 LEV ZETLIN ASSOCIATES  
 641 Avenue of the Americas  
 New York, N.Y. 10011  
 212-741-1300  
**LANDSCAPE**  
 CR 3 Inc.  
 171 Monticagny Street  
 Simsbury, CT 06070  
 203-658-1783



INCLUDES ADDENDUM #

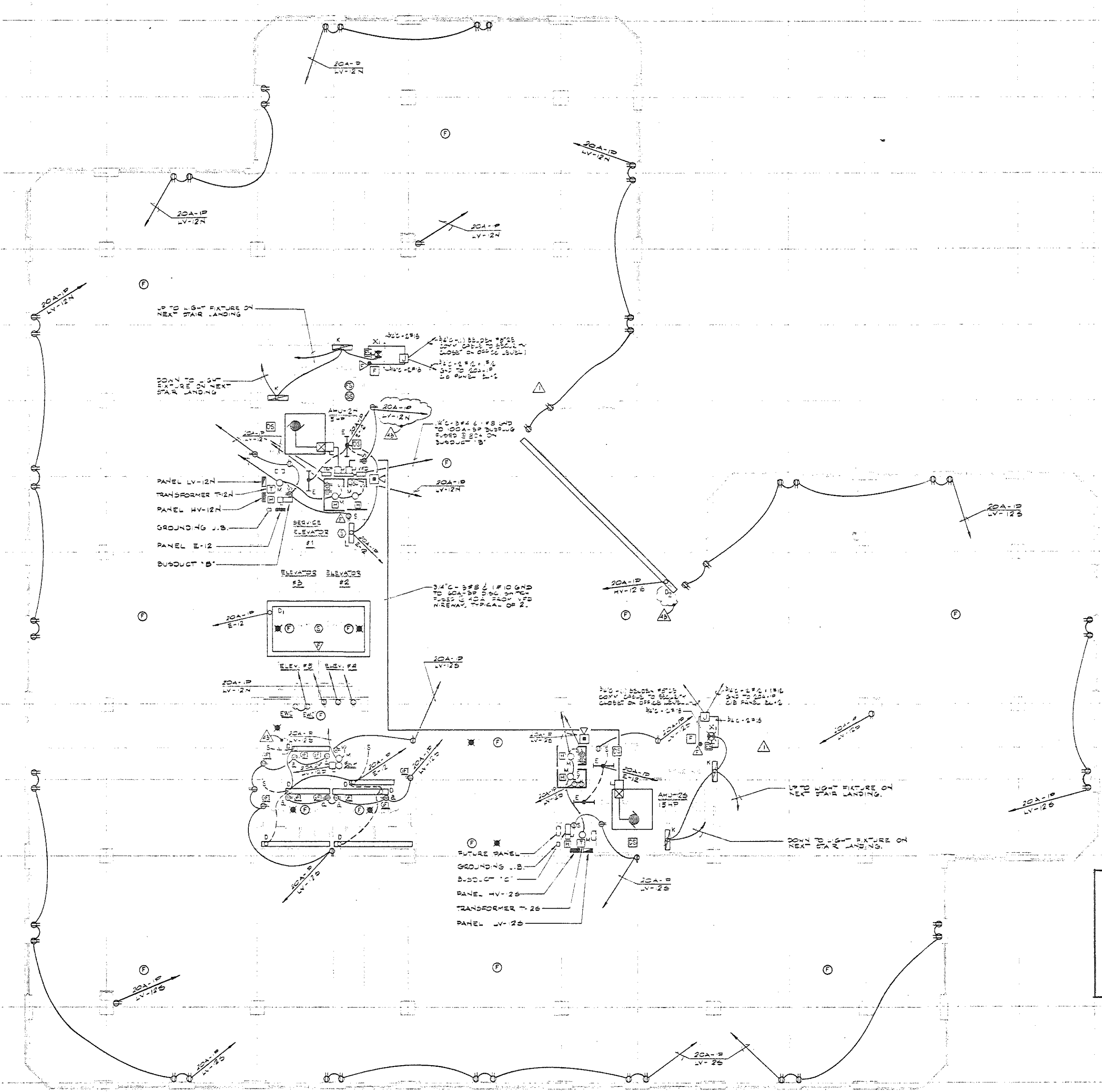
DATE	NO.	REVISIONS
11-7-88	1	ADAPTATION #22
1-15-89	2	ADAPTATION #22
2-1-89	3	ADAPTATION #22
1-23-89	4	ADAPTATION #22
1-23-89	5	ADAPTATION #22
5-27-89	6	ADAPTATION #22
5-27-89	7	ADAPTATION #22

OFFICE LEVELS  
 TYPICAL ELECTRICAL  
 PLAN

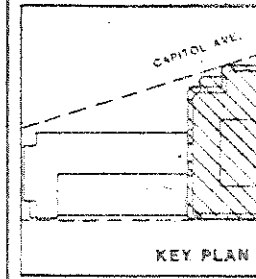
DRAWN L.J.  
 CHECKED G.L.  
 DATE MAY 1, 1989  
 SCALE 1/8" = 1'-0"  
 JOB NO. 1305

69





- Notes:**
1. All recess mounted light fixtures shall be supported from structural steel, not from the ceiling.
  2. Refer to Architectural Reflected Ceiling Plans for exact location of fixtures.
  3. Verify mounting of all exit signs with Architectural Drawings.
  4. Wiring for all life safety equipment shall be per manufacturer's wiring diagram.
  5. Supply & Return Air Smoke Detectors shall be mounted in ductwork.
  6. Busduct risers shall be supported at each floor level.



INCLUDES ADDENDUM

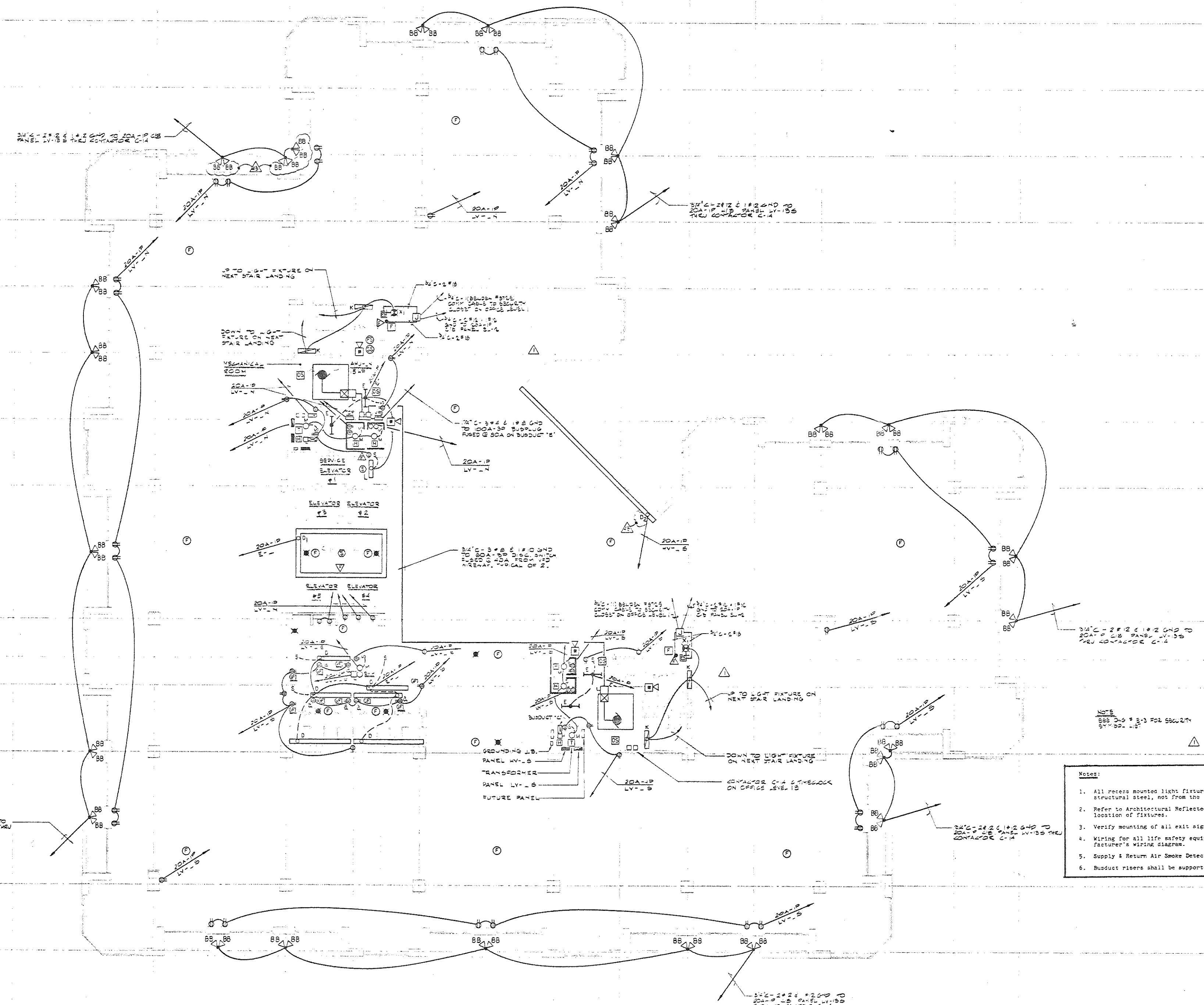
DATE	DESCRIPTION
10-85	CONSTRUCTION # 22
1-85	CONSTRUCTION # 22
2-85	BID PACKAGE # 22
3-85	PROGRESS PLAN
4-85	PROGRESS PLAN
5-85	PROGRESS PLAN
6-85	PROGRESS PLAN
DATE NO.	REVISIONS

**OFFICE LEVEL**  
**ELECTRICAL PLAN**

DRAWN L.J.  
 CHECKED G.I.  
 DATE MAY 1, 1985  
 SCALE (1/8"=1'-0")  
 JOB NO. 305

J K M N N.5 N.65 P Q R S S.5 T V W

15  
14  
13  
12  
11  
10  
9.5  
9  
8  
7  
6  
5  
4  
3  
2  
1



- Notes:**
1. All recess mounted light fixtures shall be supported from structural steel, not from the ceiling.
  2. Refer to Architectural Reflected Ceiling Plans for exact location of fixtures.
  3. Verify mounting of all exit signs with Architectural Drawings.
  4. Wiring for all life safety equipment shall be per manufacturer's wiring diagram.
  5. Supply & Return Air Smoke Detectors shall be mounted in ductwork.
  6. Ductwork risers shall be supported at each floor level.

**BECKET**  
WELTON BECKET ASSOC  
ARCHITECTS  
AND ENGINEERS  
1000 Main Street  
Hartford, CT 06103

**XEROX CENTR**  
HARTFORD  
CONNECTICUT  
XEROX-HARTFORD  
ASSOCIATES

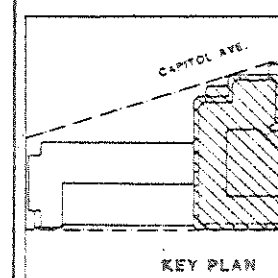
**CONSULTANTS**

**ARCHITECTURAL**  
BRENNAN BEER GORMAN  
515 Madison Avenue  
New York, N.Y. 10022  
212-688-7063

**MECHANICAL**  
BURTON AND VAN HOUTEN, INC.  
10 North Main Street  
West Hartford, CT 06107  
203-236-2365

**STRUCTURAL**  
LEV ZETLIN ASSOCIATES  
641 Avenue of the Americas  
New York, N.Y. 10011  
212-941-1300

**LANDSCAPE**  
CR 3 Inc.  
571 Hopperdown Street  
Simsbury, CT 06070  
203-858-1985



INCLUDES ADDENDUM # 2

DATE	NO.	REVISIONS
11-7-85	1	ISSUANCE # 2
7-5-85	2	ISSUE REVISION SYSTEM
5-1-85	3	END PACKAGE FOR TO GA FUTURE WORK
4-2-85	4	PROGRESS PRINT
4-1-85	5	PROGRESS PRINT
3-27-85	6	PROGRESS PRINT
3-22-85	7	PROGRESS PRINT

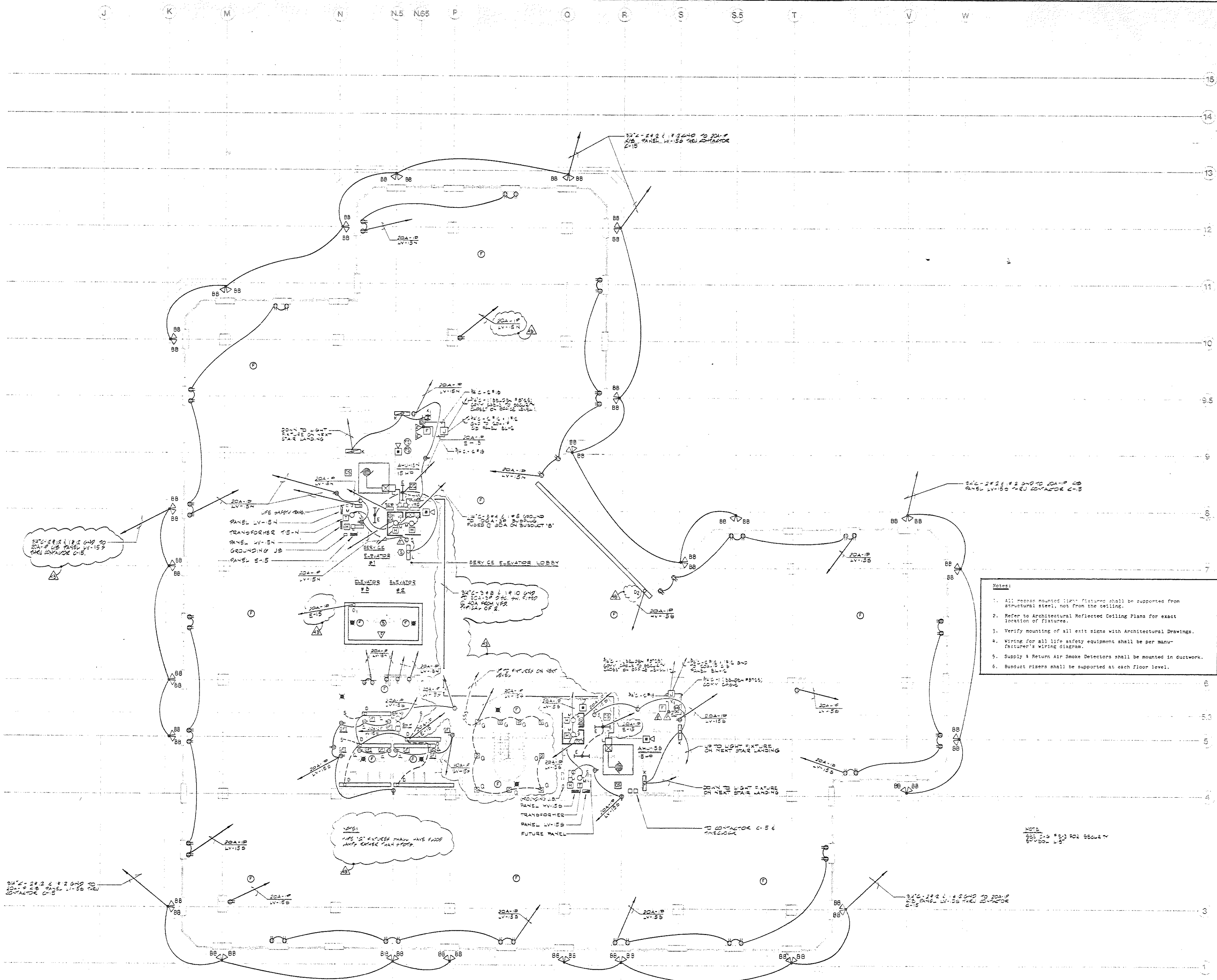
OFFICE LEVEL  
13 & 14-TYPICAL  
ELECTRICAL PLAN

DRAWN: L.J.J.  
CHECKED: G.T.  
DATE: MAY 1, 1985  
SCALE: 1/8" = 1'-0"  
JOB NO.: 1005

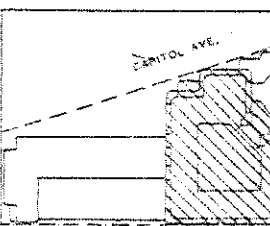
67

#21-13





- Notes:
1. All recess mounted light fixtures shall be supported from structural steel, not from the ceiling.
  2. Refer to Architectural Reflected Ceiling Plans for exact location of fixtures.
  3. Verify mounting of all exit signs with Architectural Drawings.
  4. Wiring for all life safety equipment shall be per manufacturer's wiring diagram.
  5. Supply & Return Air Smoke Detectors shall be mounted in ductwork.
  6. Busduct risers shall be supported at each floor level.



KEY PLAN

INCLUDES ADDENDUM 1

DATE	NO.	REVISIONS
1-7-85	1	REVISION # 02
1-16-85	2	ADDED SECURITY
5-1-85	3	BID PACKAGE # 2 TO SA FULLER CO
4-23-85	4	REVISED PLAN
4-23-85	5	REVISED PLAN
5-27-85	6	PROCESSED PER PLAN
5-27-85	7	PROCESSED PER PLAN

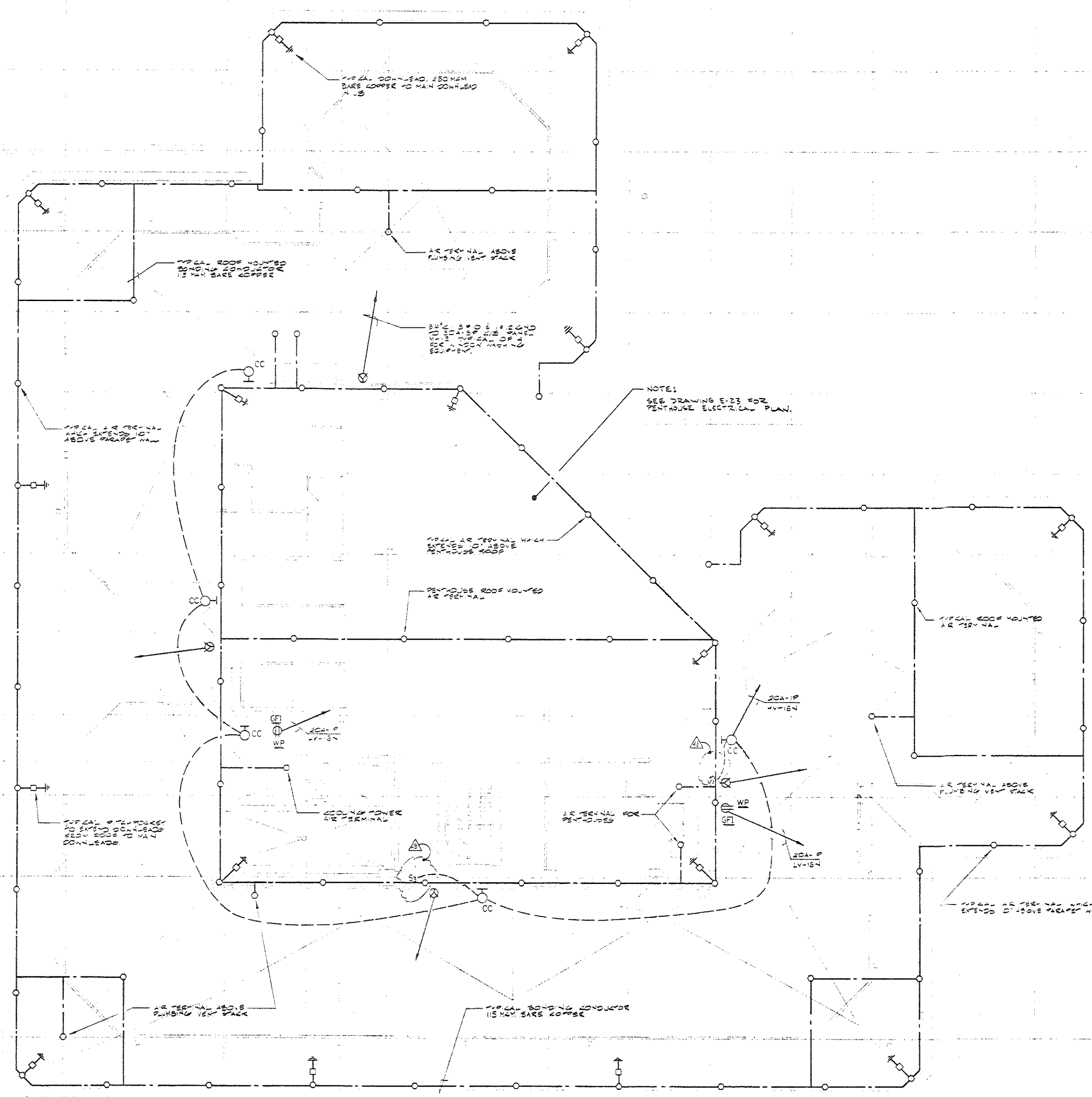
OFFICE LEVEL ELECTRICAL PLAN

DRAWN G.L.  
CHECKED G.L.  
DATE MAY 1985  
SCALE 1/8" = 1'-0"  
JOB NO. 1305

68

L K M N N5 N65 P O R S S5 T V W

15  
14  
13  
12  
11  
10  
9.5  
9  
8  
7  
6  
5  
4  
3



NOTE:  
SEE DRAWING E-23 FOR  
PENTHOUSE ELECTRICAL PLAN.

NOTES:  
1. ALL WORKING PROVISIONS MUST BE KEPT  
UP TO THE REQUIREMENTS OF NFPA 70B AND  
SHALL BE LABELED WITH THE APPROPRIATE  
LABELS.  
2. ALL CONDUCTORS FOR WORKING PROVISIONS  
MUST BE BONDED WITH AN APPROPRIATE  
CONNECTOR.

**BECKET**  
WELTON BECKET ASSOCIATES  
ARCHITECTS  
AND ENGINEERS  
100 MAIN STREET  
HARTFORD, CT 06107  
TELEPHONE 261-2200  
TELEFAX 261-2200

**XEROX CENTRAL**  
HARTFORD  
CONNECTICUT

XEROX-HARTFORD  
ASSOCIATES

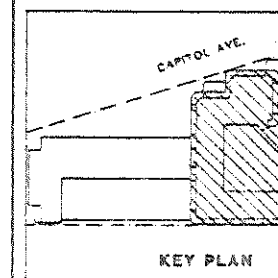
**CONSULTANTS**

**ARCHITECTURAL**  
BRENNAN BEER GORMAN  
515 Madison Avenue  
New York, N.Y. 10022  
212-688-7663

**MECHANICAL**  
BURTON AND VAN HOUTEN, INC.  
10 North Main Street  
West Hartford, CT 06107  
203-236-1365

**STRUCTURAL**  
LEV ZETLIN ASSOCIATES  
641 Avenue of the Americas  
New York, N.Y. 10011  
212-741-1300

**LANDSCAPE**  
CRJ Inc.  
571 Hopmeadow Street  
Simbury, CT 06070  
203-628-1988



NO.	DATE	REVISIONS
1	11/15/85	ISSUE FOR PERMIT
2	11/15/85	ISSUE FOR PERMIT
3	11/15/85	ISSUE FOR PERMIT
4	11/15/85	ISSUE FOR PERMIT
5	11/15/85	ISSUE FOR PERMIT
6	11/15/85	ISSUE FOR PERMIT
7	11/15/85	ISSUE FOR PERMIT
8	11/15/85	ISSUE FOR PERMIT
9	11/15/85	ISSUE FOR PERMIT
10	11/15/85	ISSUE FOR PERMIT
11	11/15/85	ISSUE FOR PERMIT
12	11/15/85	ISSUE FOR PERMIT
13	11/15/85	ISSUE FOR PERMIT
14	11/15/85	ISSUE FOR PERMIT
15	11/15/85	ISSUE FOR PERMIT

**PENTHOUSE AND ROOF ELECTRICAL PLAN**

DRAWN BY: [Name]  
CHECKED BY: [Name]  
DATE MAY 11 1985  
SCALE 1/8" = 1'-0"  
JOB NO. 1305

THIS SHEET ISSUED WITH CLARIFICATION NO. 22,  
WHICH DOES NOT INCLUDE ANY REVISIONS.

F21-13

69



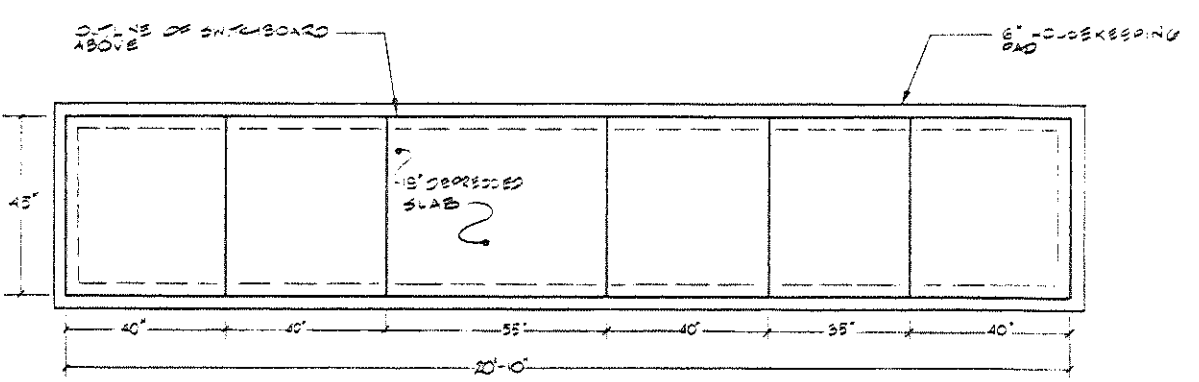
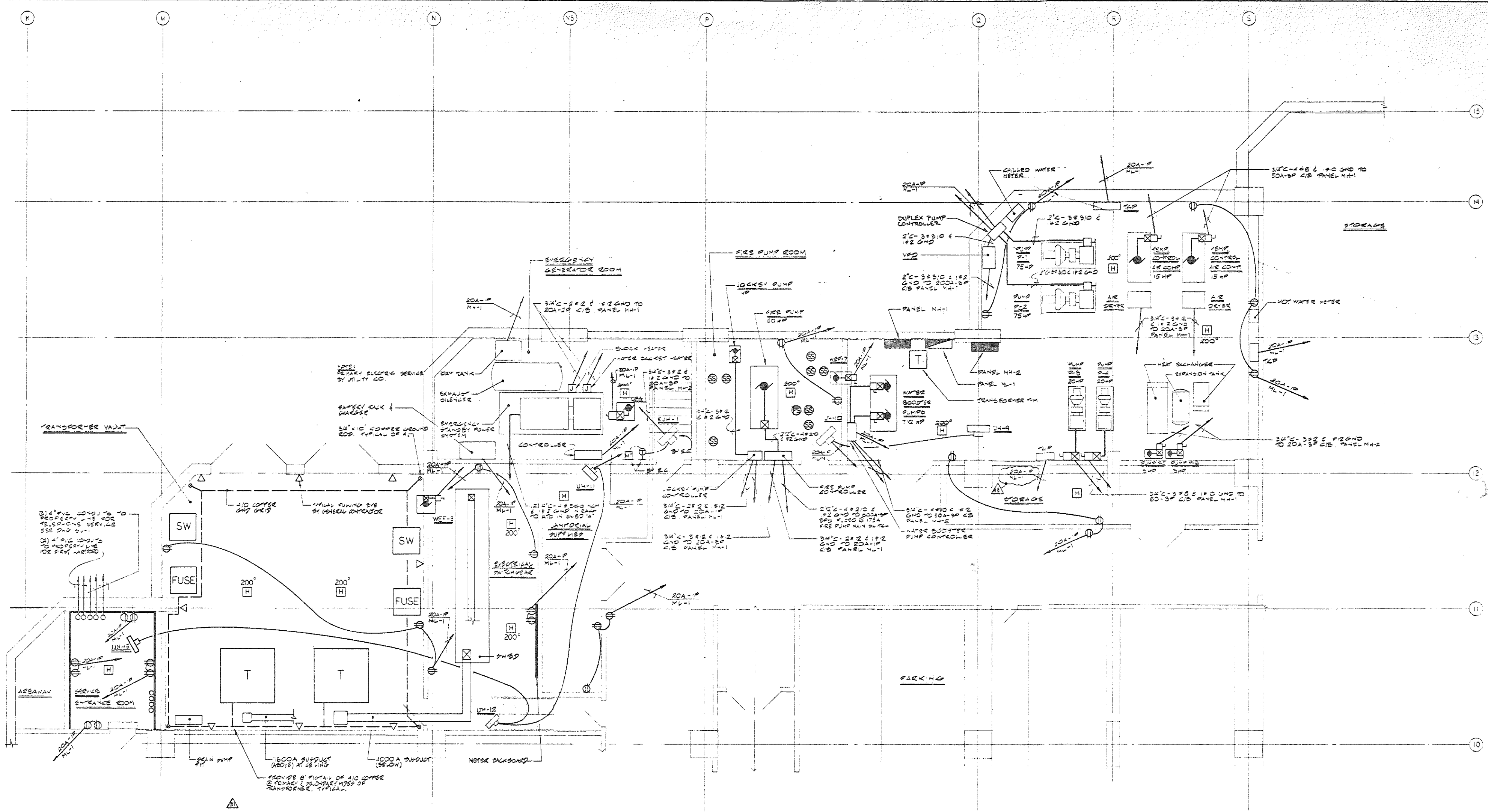
CONSULTANTS

ARCHITECTURAL  
BRENNAN BEER GORMAN  
515 Madison Avenue  
New York, N.Y. 10022  
212-888-7663

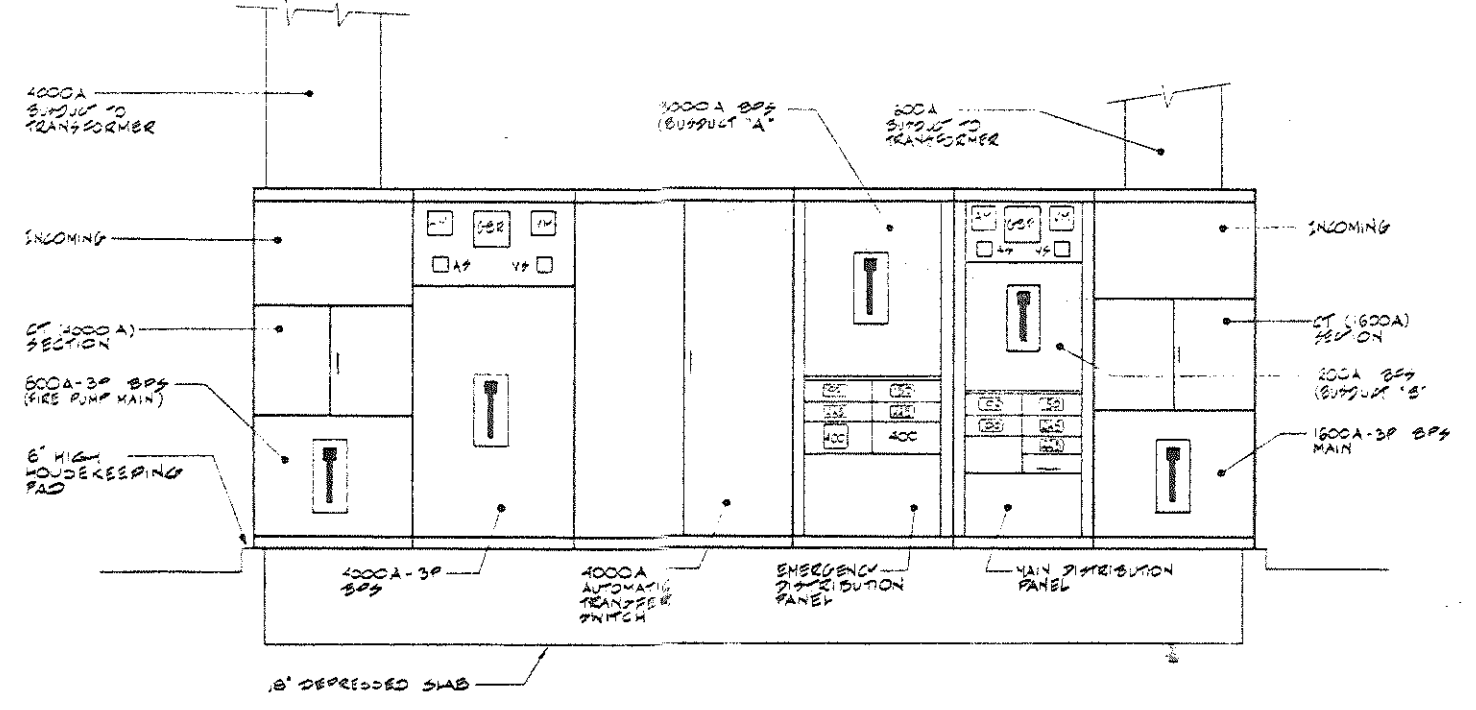
MECHANICAL  
BURTON AND VAN HOUTEN INC  
10 North Main Street  
West Hartford, CT 06107  
203-236-2365

STRUCTURAL  
LEV ZETLIN ASSOCIATES  
641 Avenue of the Americas  
New York, N.Y. 10011  
212-741-1300

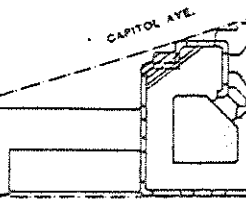
LANDSCAPE  
CR 3 Inc.  
571 Hopmeadow Street  
Simonsville, CT 06070  
203-658-1958



SWITCHBOARD 'A' PLAN VIEW  
SCALE: 1/2" = 1'-0"



SWITCHBOARD 'A' FRONT ELEVATION  
SCALE: 1/2" = 1'-0"



KEY PLAN

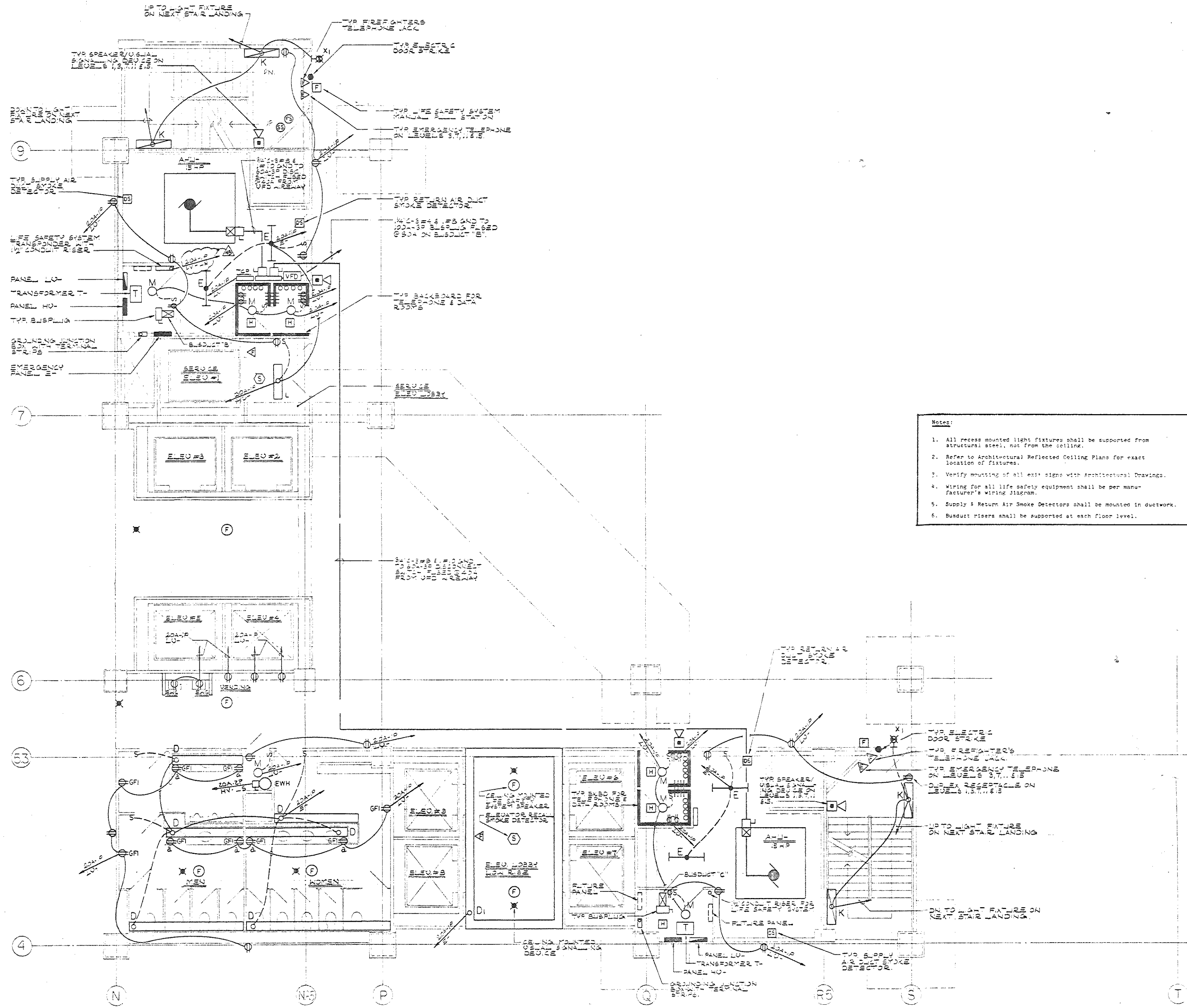
INCLUDES ADDENDUM

Table with 2 columns: REVISIONS and REVISIONS. Contains revision details for the drawing.

TOWER PARKING  
LEVEL 2  
PART PLAN







- Notes:
1. All recess mounted light fixtures shall be supported from structural steel, not from the ceiling.
  2. Refer to Architectural Reflected Ceiling Plans for exact location of fixtures.
  3. Verify mounting of all exit signs with Architectural Drawings.
  4. Wiring for all life safety equipment shall be per manufacturer's wiring diagram.
  5. Supply & Return Air Smoke Detectors shall be mounted in ductwork.
  6. Busduct risers shall be supported at each floor level.

**BECKET**  
 WELTON BECKET ASSOC.  
 ARCHITECTS  
 AND ENGINEERS  
 110 WALL STREET  
 NEW YORK, N.Y. 10038  
 TEL: (212) 486-8800

**XEROX CENTR**  
 HARTFORD  
 CONNECTICUT

XEROX-HARTF  
 ASSOCIATES

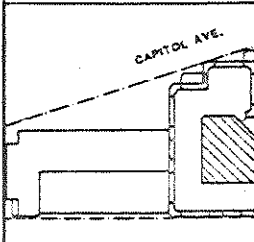
CONSULTANTS

ARCHITECTURAL  
 BRENNAN BEER CORMAN  
 315 Madison Avenue  
 New York, N.Y. 10022  
 212-588-7963

MECHANICAL  
 BURTON AND VAN HOUTEN INC.  
 90 North Main Street  
 West Hartford, CT 06107  
 203-236-2365

STRUCTURAL  
 LEV ZETLIN ASSOCIATES  
 641 Avenue of the Americas  
 New York, N.Y. 10011  
 212-741-1300

LANDSCAPE  
 CR 3 Inc.  
 571 Hopmeadow Street  
 Simsbury, CT 06070  
 203-458-1988



ENCLOSURE ADDENDUM

DATE NO.	REVISIONS
11-7-85	AMIFICATION #2
5-11-85	2D PACKAGE NE TO GA FULLER CO
4-23-85	PROGRESS PRINT
4-10-85	PROGRESS PRINT

TYPICAL COR  
 ELECTRICAL  
 PART PLAN

DRAWN LJJ  
 CHECKED S.J.  
 DATE MAY 1, 1985 SHM  
 SCALE 1/8"=1'-0"  
 JOB NO. 1305

12-

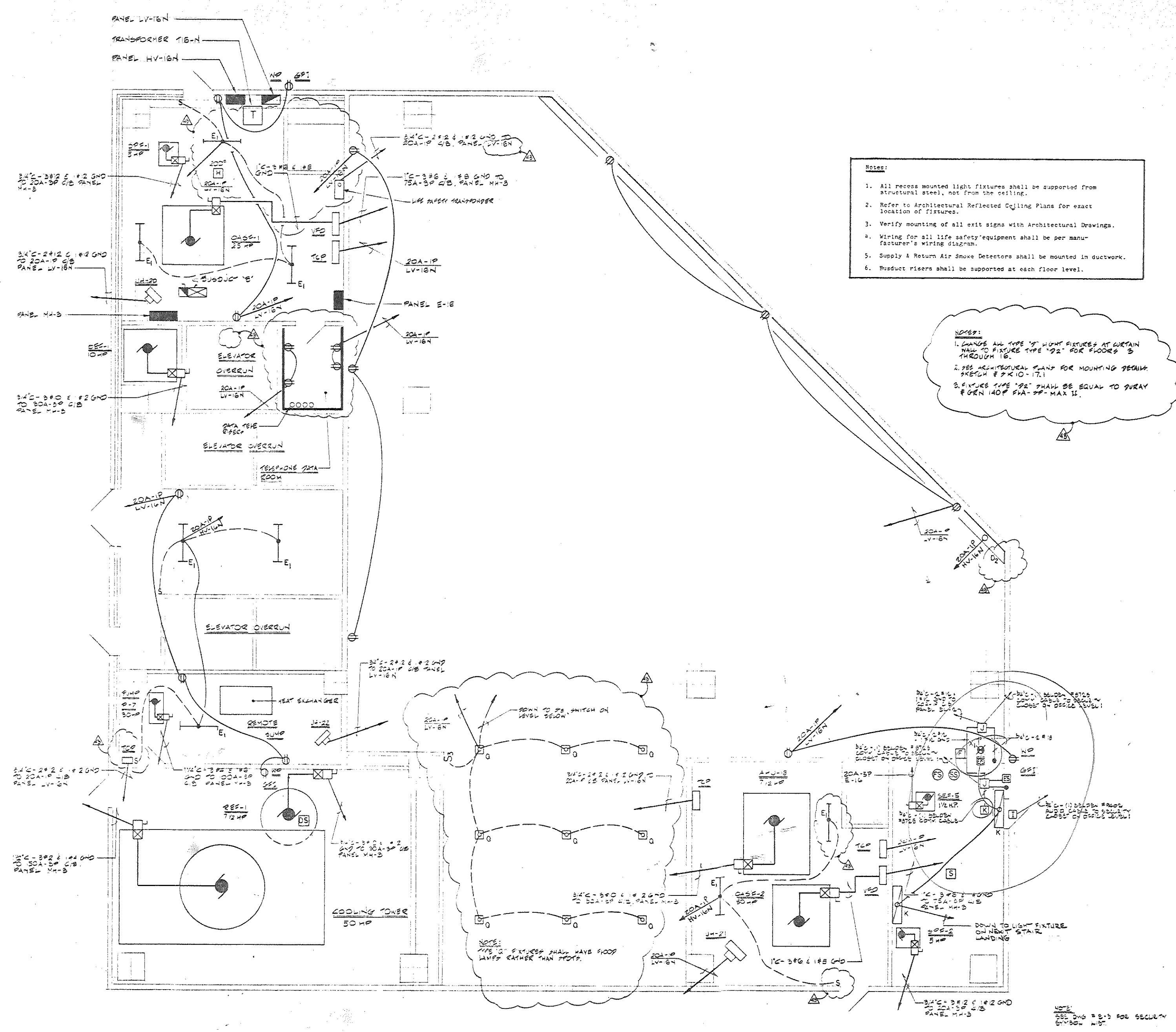
**CONSULTANTS**

**ARCHITECTURAL**  
BRENNAN BEER GORMAN  
515 Madison Avenue  
New York, N.Y. 10022  
212-888-7663

**MECHANICAL**  
BURTON AND VAN HOUTEN  
10 North Main Street  
West Hartford, CT 06107  
203-236-2363

**STRUCTURAL**  
LEV ZETLIN ASSOCIATES  
44 Avenue of the Americas  
New York, N.Y. 10011  
212-741-1300

**LANDSCAPE**  
CRJ Inc  
571 Hopmeadow Street  
Simsbury, CT 06070  
203-658-1988



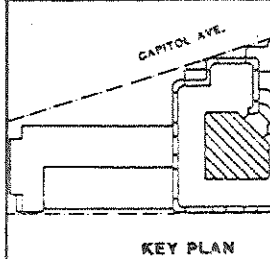
- Notes:**
1. All recess mounted light fixtures shall be supported from structural steel, not from the ceiling.
  2. Refer to Architectural Reflected Ceiling Plans for exact location of fixtures.
  3. Verify mounting of all exit signs with Architectural Drawings.
  4. Wiring for all life safety equipment shall be per manufacturer's wiring diagram.
  5. Supply & Return Air Smoke Detectors shall be mounted in ductwork.
  6. Ductwork risers shall be supported at each floor level.

**NOTES:**

1. CHANGE ALL TYPE '9' LIGHT FIXTURES AT CURTAIN WALL TO FIXTURE TYPE '92' FOR FLOORS 3 THROUGH 18.
2. SEE ARCHITECTURAL PLAN FOR MOUNTING DETAILS.
3. FIXTURE TYPE '92' SHALL BE EQUAL TO DURAY FORN 140P FIA-20-MAX II.

**PENTHOUSE ELECTRICAL PART PLAN**

SCALE: 1/4" = 1'-0"



**KEY PLAN**

DATE NO.	REVISIONS
7-1-85	1. CIRCULATION #22
7-1-85	2. ADD SECURITY
8-1-85	3. BID PACKAGE NO. TO GA FULLER C

**PENTHOUSE ELECTRICAL PART PLAN**


DRAWN: L.J.  
CHECKED: G.T.  
DATE: MAY 1, 1985  
SCALE: 1/4" = 1'-0"  
JOB NO. 1205

13









- NOTES:**
1. MISCELLANEOUS ELECTRICAL WORK SHALL BE REFERRED TO THE ELECTRICAL CONTRACT DOCUMENTS.
  2. REFER TO ELECTRICAL FLOOR PLANS FOR LOCATION & NO. OF TRAYS REQUIRED.
  3. INCLUDE HARTFORD CITY LOOP THRU ALL MAIN AND FULL STATIONS, HEAT DETECTORS, PRESURE ALARMS, SWITCHES, ETC.
  4. REFER TO SECTION 16.00 OF SPECIFICATIONS FOR FURTHER DETAILS OF LIFE SAFETY SYSTEM.

THIS SHEET ISSUED WITH CLASSIFICATION NO. 22.  
 50% DOES NOT INCLUDE ANY REVISIONS.

**BECKET**  
 WELTON BECKET ASSOCIATES  
 ARCHITECTS  
 AND ENGINEERS  
 77 FRENCH STREET  
 HARTFORD, CT 06103  
 TEL: 860-525-1100

**XEROX CENTER**  
 HARTFORD  
 CONNECTICUT

XEROX-HARTFORD ASSOCIATES

**CONSULTANTS**

**ARCHITECTURAL**  
 BRENNAN BEER GORMAN  
 515 Madison Avenue  
 New York, N.Y. 10022  
 212-888-7663

**MECHANICAL**  
 BURTON AND VAN HOUTEN, INC.  
 20 North Main Street  
 West Hartford, CT 06107  
 203-236-2365

**STRUCTURAL**  
 LEV ZETLIN ASSOCIATES  
 641 Avenue of the Americas  
 New York, N.Y. 10011  
 212-511-1300

**LANDSCAPE**  
 CR3 Inc.  
 571 Hopmeadow Street  
 Simsbury, CT 06070  
 203-551-1988

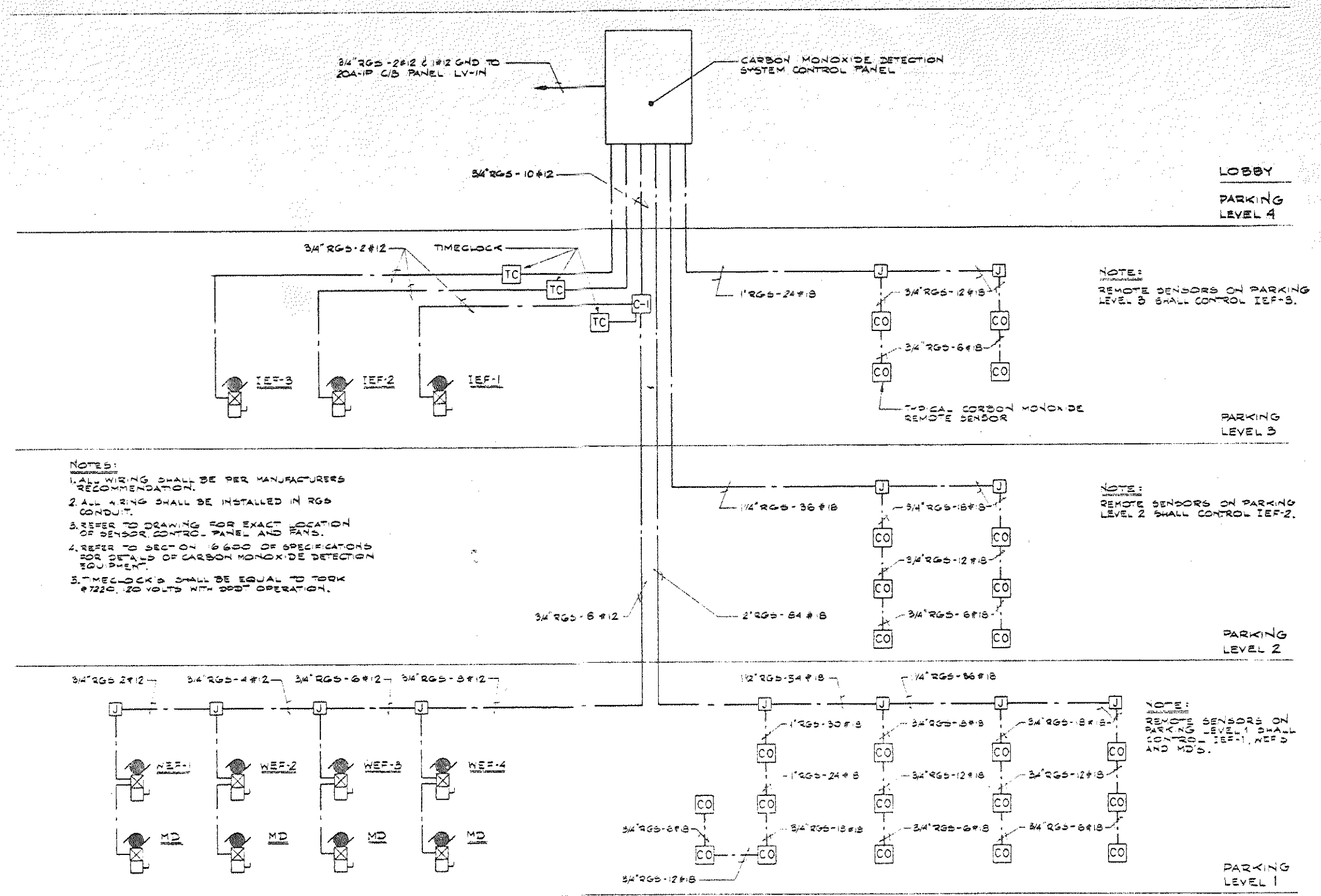
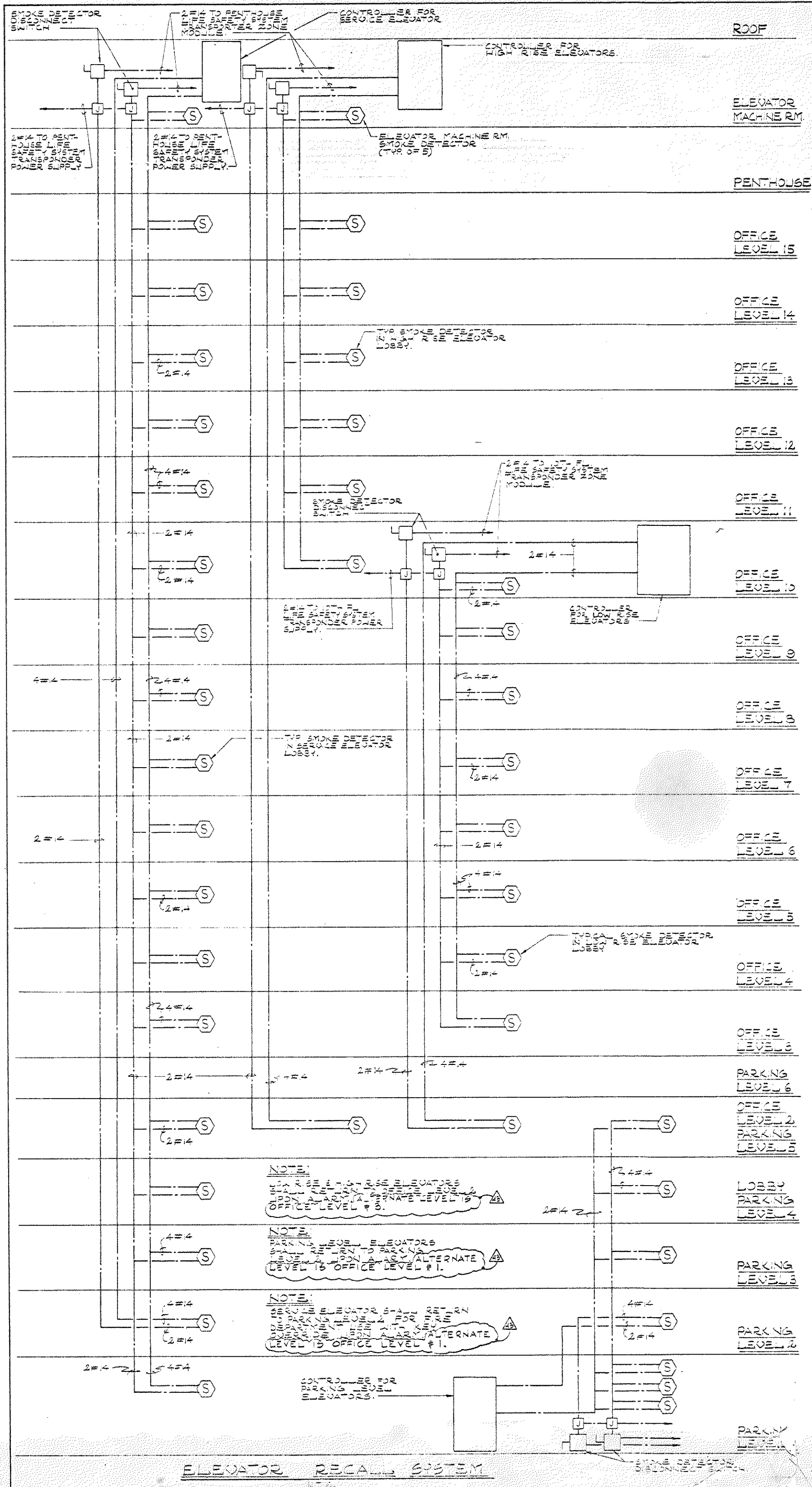
DATE	NO.	REVISIONS
11-05	1	INFORMATION & 2
5-85	2	REV PACKAGE PER NO 5A FULLER C
4-85	3	PROGRESS PRINT
10-85	4	PROGRESS PRINT
3-78	5	PROGRESS PRINT
8-85	6	PROGRESS PRINT

LIFE SAFETY SYSTEM RISK DIAGRAM

DRAWN L.J.  
 CHECKED G.I.  
 DATE MAY 1, 1985  
 SCALE NONE  
 JOB NO. 1306







**BECKET**  
WELTON BECKET ASSOCIATES  
ARCHITECTS AND ENGINEERS

**XEROX CENTRAL**  
HARTFORD CONNECTICUT

XEROX-HARTFORD ASSOCIATES

**CONSULTANTS**

**ARCHITECTURAL**  
BRENNAN BEER GORMAN  
515 Madison Avenue  
New York, N.Y. 10022  
212-888-7663

**MECHANICAL**  
BURTON AND VAN HOUTEN, INC.  
10 North Main Street  
West Hartford, CT 06107  
203-236-2365

**STRUCTURAL**  
LEV ZETLIN ASSOCIATES  
641 Avenue of the Americas  
New York, N.Y. 10011  
212-741-1300

**LANDSCAPE**  
CRJ Inc.  
171 Homestead Street  
Simsbury, CT 06070  
203-658-1988

DATE	NO.	REVISION
11-2-85	1	CHARITATION # 22
5-2-85	2	B-D PACKAGE NO TO SA FULLER
4-2-85	3	PROGRESS PRINT
4-2-85	4	PROGRESS PRINT
4-2-85	5	PROGRESS PRINT
4-2-85	6	PROGRESS PRINT

MISCELLANEOUS ELECTRICAL RISER DIAGRAM

DRAWN L.J.  
CHECKED G.T.  
DATE MAY 1, 1985  
SCALE NONE  
JOB NO. 1305



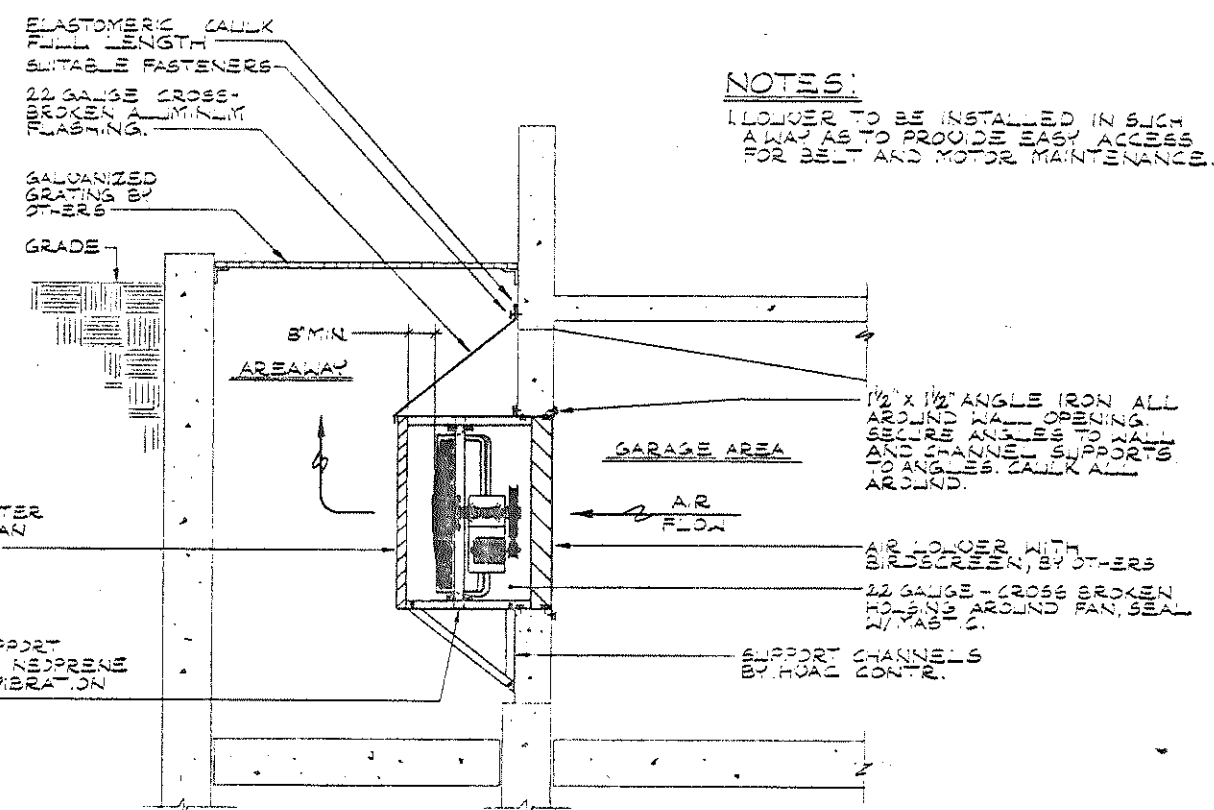
**CONSULTANTS**

**ARCHITECTURAL**  
BRENNAN BEER GORMAN  
515 Madison Avenue  
New York, NY 10022  
212-688-7663

**MECHANICAL**  
BURTON AND VAN HOUTEN INC.  
10 North Main Street  
West Hartford, CT 06107  
203-236-2365

**STRUCTURAL**  
LEV ZETLIN ASSOCIATES  
141 Avenue of the Americas  
New York, NY 10011  
212-761-1500

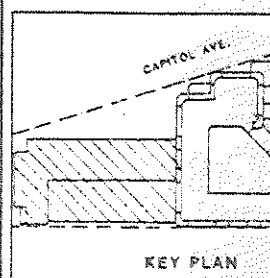
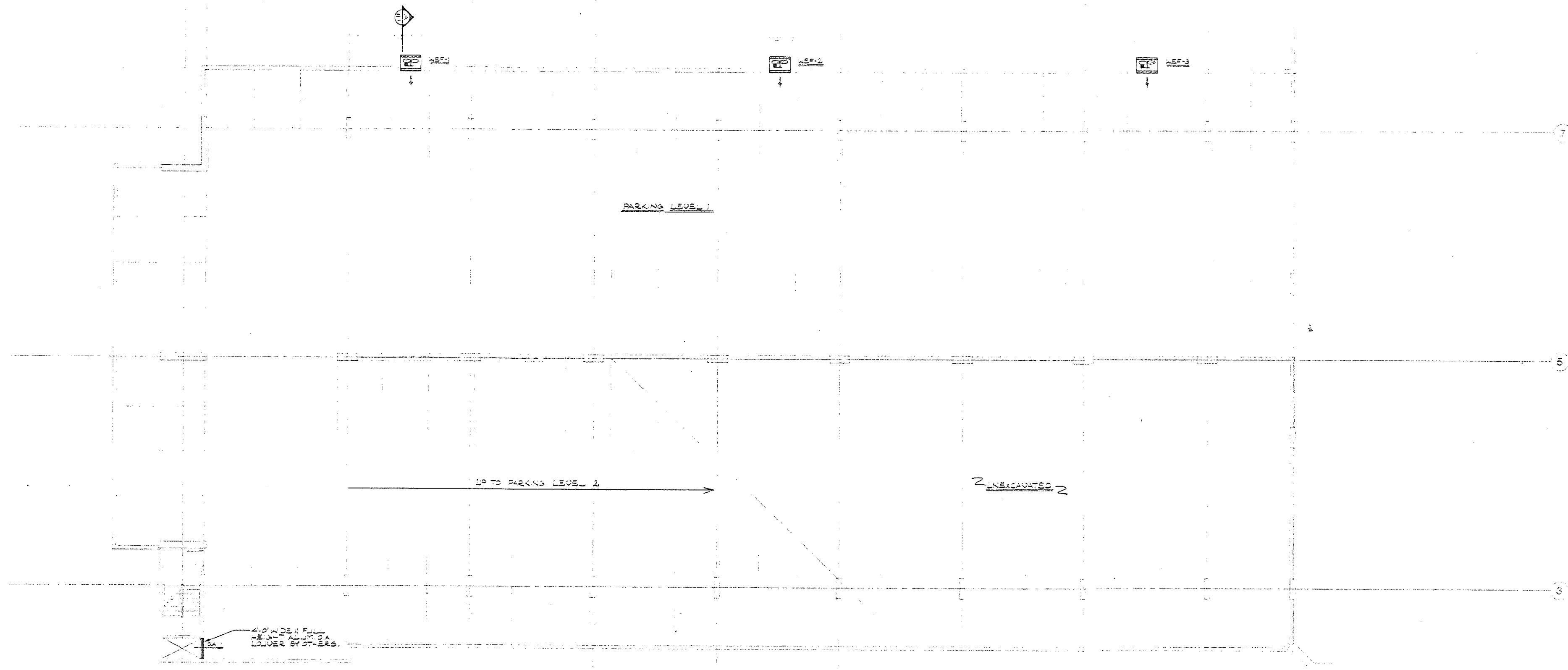
**LANDSCAPE**  
CRJ Inc.  
571 Homestead Street  
Simsbury, CT 06070  
203-654-1888



**NOTES:**  
1. LOWER TO BE INSTALLED IN SUCH A MANNER AS TO PROVIDE EASY ACCESS FOR BELT AND MOTOR MAINTENANCE.

**SECTION A-1**

A A2 (B) (C) (D) (E) (F) (G) (H) (J) (K)



**KEY PLAN**

INCLUDES ADDENDUM

NO.	DATE	DESCRIPTION
1	11/85	CLARIFICATION #22
2	12/85	BID PACKAGE #8
3	1/86	TOP G.A. FLOOR CO.
4	4/86	PROGRESS PRINT
5	4/86	PROGRESS PRINT
6	5/86	PROGRESS PRINT
7	5/86	PROGRESS PRINT
8	5/86	PROGRESS PRINT
9	5/86	PROGRESS PRINT
10	5/86	PROGRESS PRINT
11	5/86	PROGRESS PRINT
12	5/86	PROGRESS PRINT
13	5/86	PROGRESS PRINT
14	5/86	PROGRESS PRINT
15	5/86	PROGRESS PRINT
16	5/86	PROGRESS PRINT
17	5/86	PROGRESS PRINT
18	5/86	PROGRESS PRINT
19	5/86	PROGRESS PRINT
20	5/86	PROGRESS PRINT
21	5/86	PROGRESS PRINT
22	5/86	PROGRESS PRINT
23	5/86	PROGRESS PRINT
24	5/86	PROGRESS PRINT
25	5/86	PROGRESS PRINT
26	5/86	PROGRESS PRINT
27	5/86	PROGRESS PRINT
28	5/86	PROGRESS PRINT
29	5/86	PROGRESS PRINT
30	5/86	PROGRESS PRINT
31	5/86	PROGRESS PRINT
32	5/86	PROGRESS PRINT
33	5/86	PROGRESS PRINT
34	5/86	PROGRESS PRINT
35	5/86	PROGRESS PRINT
36	5/86	PROGRESS PRINT
37	5/86	PROGRESS PRINT
38	5/86	PROGRESS PRINT
39	5/86	PROGRESS PRINT
40	5/86	PROGRESS PRINT
41	5/86	PROGRESS PRINT
42	5/86	PROGRESS PRINT
43	5/86	PROGRESS PRINT
44	5/86	PROGRESS PRINT
45	5/86	PROGRESS PRINT
46	5/86	PROGRESS PRINT
47	5/86	PROGRESS PRINT
48	5/86	PROGRESS PRINT
49	5/86	PROGRESS PRINT
50	5/86	PROGRESS PRINT
51	5/86	PROGRESS PRINT
52	5/86	PROGRESS PRINT
53	5/86	PROGRESS PRINT
54	5/86	PROGRESS PRINT
55	5/86	PROGRESS PRINT
56	5/86	PROGRESS PRINT
57	5/86	PROGRESS PRINT
58	5/86	PROGRESS PRINT
59	5/86	PROGRESS PRINT
60	5/86	PROGRESS PRINT
61	5/86	PROGRESS PRINT
62	5/86	PROGRESS PRINT
63	5/86	PROGRESS PRINT
64	5/86	PROGRESS PRINT
65	5/86	PROGRESS PRINT
66	5/86	PROGRESS PRINT
67	5/86	PROGRESS PRINT
68	5/86	PROGRESS PRINT
69	5/86	PROGRESS PRINT
70	5/86	PROGRESS PRINT
71	5/86	PROGRESS PRINT
72	5/86	PROGRESS PRINT
73	5/86	PROGRESS PRINT
74	5/86	PROGRESS PRINT
75	5/86	PROGRESS PRINT
76	5/86	PROGRESS PRINT
77	5/86	PROGRESS PRINT
78	5/86	PROGRESS PRINT
79	5/86	PROGRESS PRINT
80	5/86	PROGRESS PRINT
81	5/86	PROGRESS PRINT
82	5/86	PROGRESS PRINT
83	5/86	PROGRESS PRINT
84	5/86	PROGRESS PRINT
85	5/86	PROGRESS PRINT
86	5/86	PROGRESS PRINT
87	5/86	PROGRESS PRINT
88	5/86	PROGRESS PRINT
89	5/86	PROGRESS PRINT
90	5/86	PROGRESS PRINT
91	5/86	PROGRESS PRINT
92	5/86	PROGRESS PRINT
93	5/86	PROGRESS PRINT
94	5/86	PROGRESS PRINT
95	5/86	PROGRESS PRINT
96	5/86	PROGRESS PRINT
97	5/86	PROGRESS PRINT
98	5/86	PROGRESS PRINT
99	5/86	PROGRESS PRINT
100	5/86	PROGRESS PRINT

**PARKING LEVEL GARAGE HVAC**

THIS SHEET ISSUED WITH CLARIFICATION NO. 22, BUT DOES NOT INCLUDE ANY REVISIONS.

DRAWN J.D.  
CHECKED G.H.  
DATE MAY 1, 1985  
SCALE 1/8"=1'-0"  
JOB NO. 1305

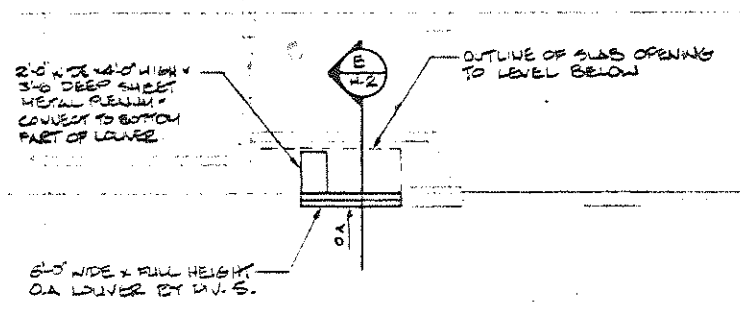
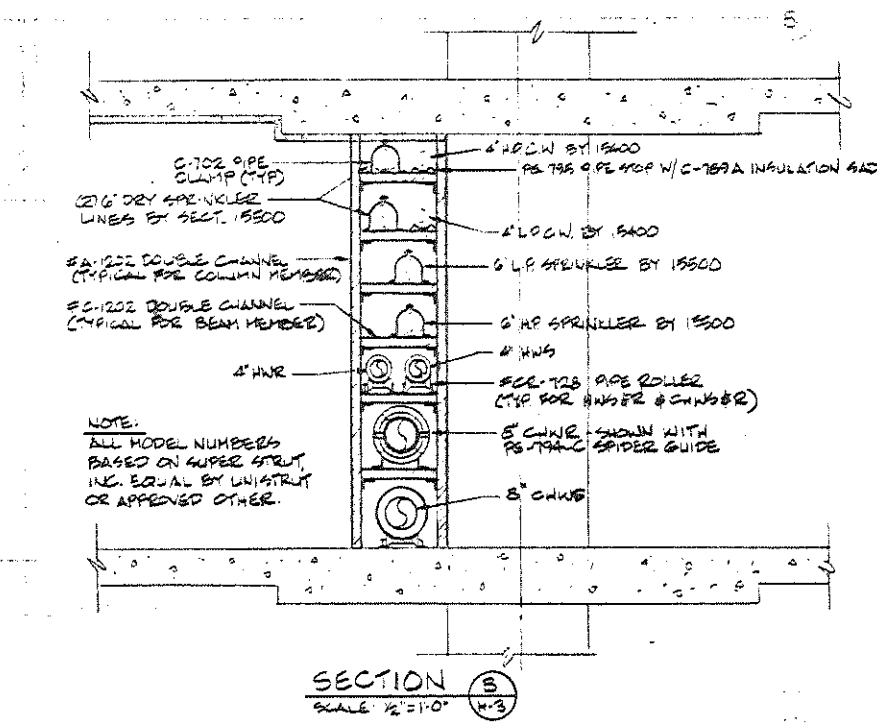
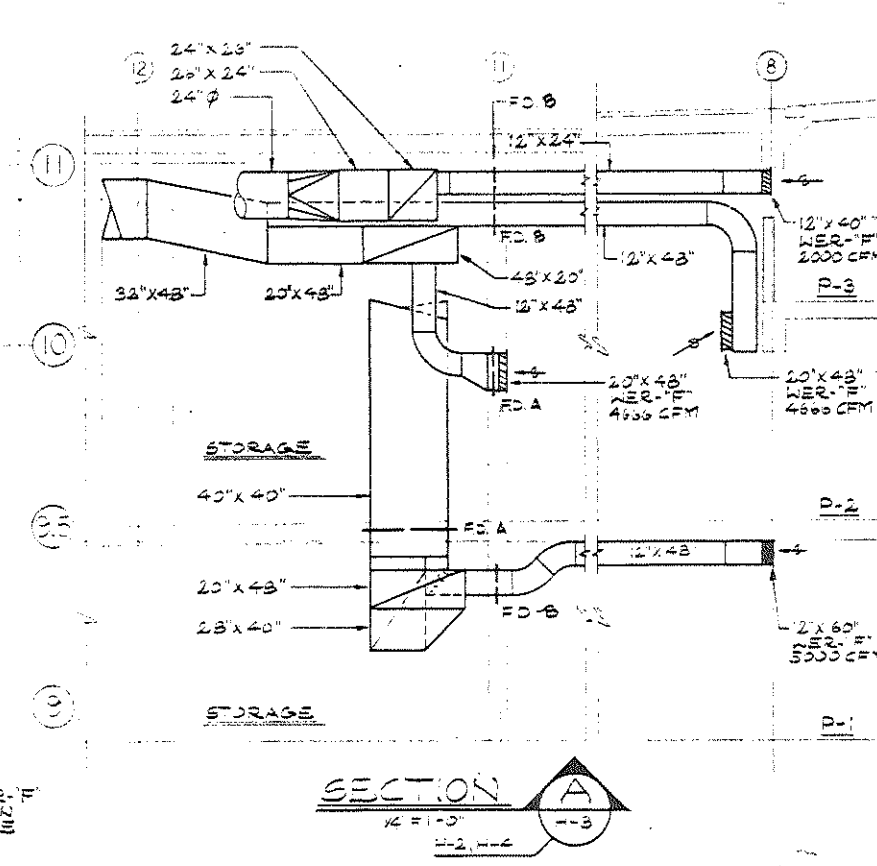
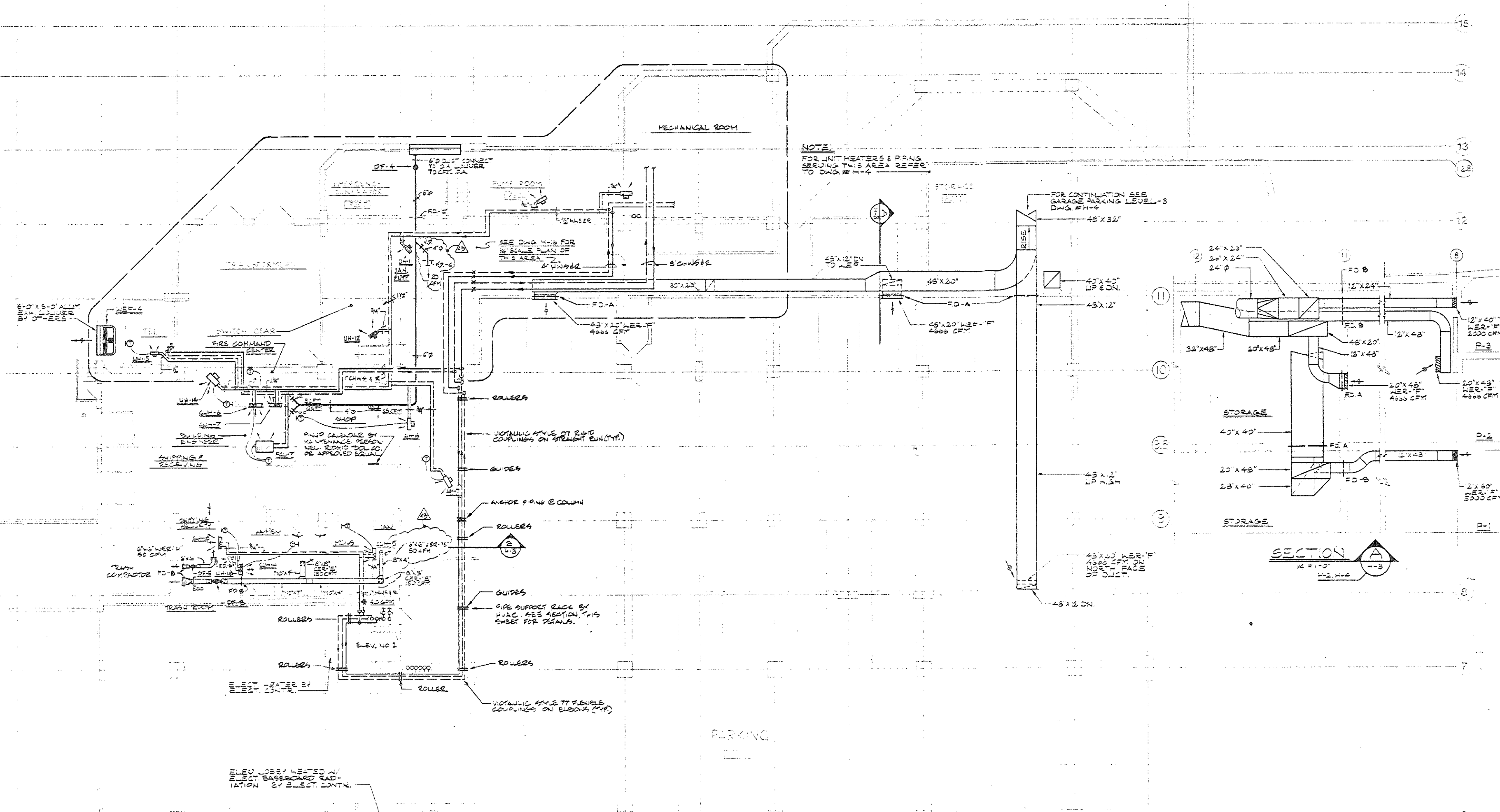
29-

#2-13





K M N N.5 N.65 P Q R S S.3 T V W W.5



**BECKET**  
WELTON BECKET ASSOCIATES  
ARCHITECTS  
AND ENGINEERS  
111 HARTFORD STREET  
HARTFORD, CT 06107  
203-555-1111

**XEROX CENTRAL**  
HARTFORD  
CONNECTICUT

XEROX-HARTFORD  
ASSOCIATES

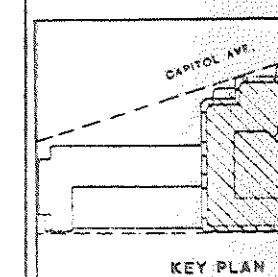
CONSULTANTS

**ARCHITECTURAL**  
BRENNAN BEER GORMAN  
315 Madison Avenue  
New York, NY 10022  
212-688-7663

**MECHANICAL**  
BURTON AND VAN HOUTEN INC.  
60 North Main Street  
West Hartford, CT 06107  
203-236-2365

**STRUCTURAL**  
LEV ZETLIN ASSOCIATES  
641 Avenue of the Americas  
New York, NY 10011  
212-741-1300

**LANDSCAPE**  
CR 3 Inc.  
67 Northmaine Street  
Simsbury, CT 06070  
203-658-1988



INCLUDES ADDENDUM

NO.	DATE	DESCRIPTION
1-1-85		CHARACTERIZATION #22
1-1-85		BID PACKAGE #2 TO G.A. FULLER
4-2-85		PROGRESS PRINT
4-2-85		PROGRESS PRINT
4-1-85		PROGRESS PRINT
3-2-85		PROGRESS PRINT
3-2-85		PROGRESS PRINT

PARKING LEVEL  
TOWER HVAC PLAN

DRAWN J.P.  
CHECKED G.L.  
DATE MAY 1, 1985  
SCALE 1/8" = 1'-0"  
JOB NO. 1505

31-

21-13





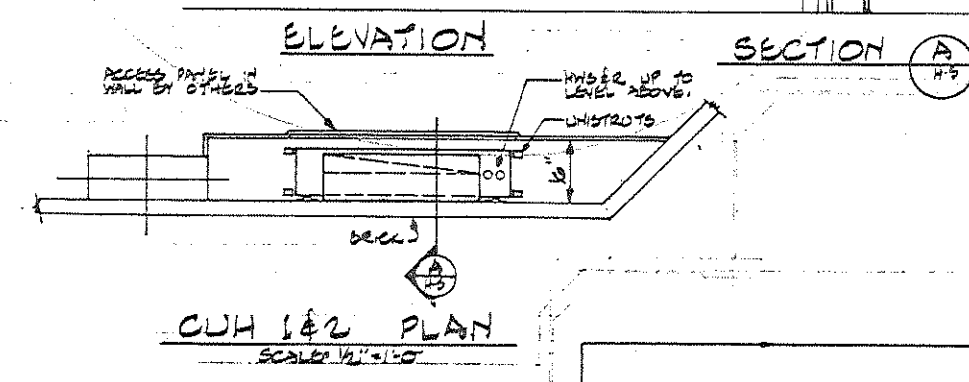
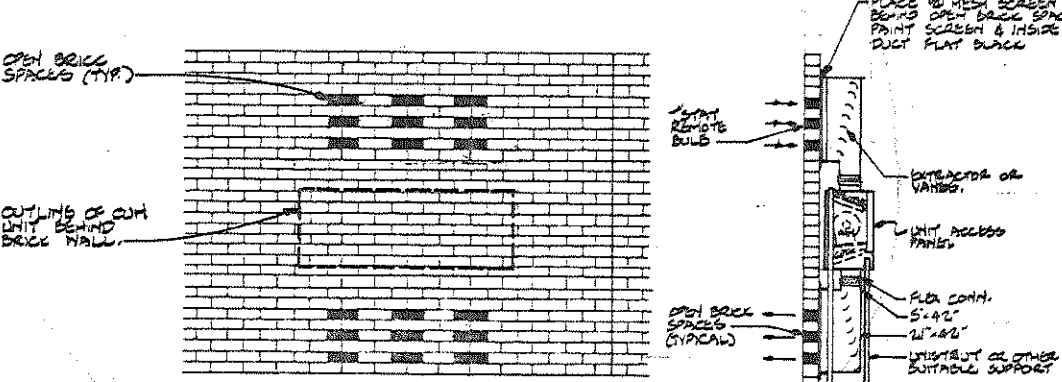
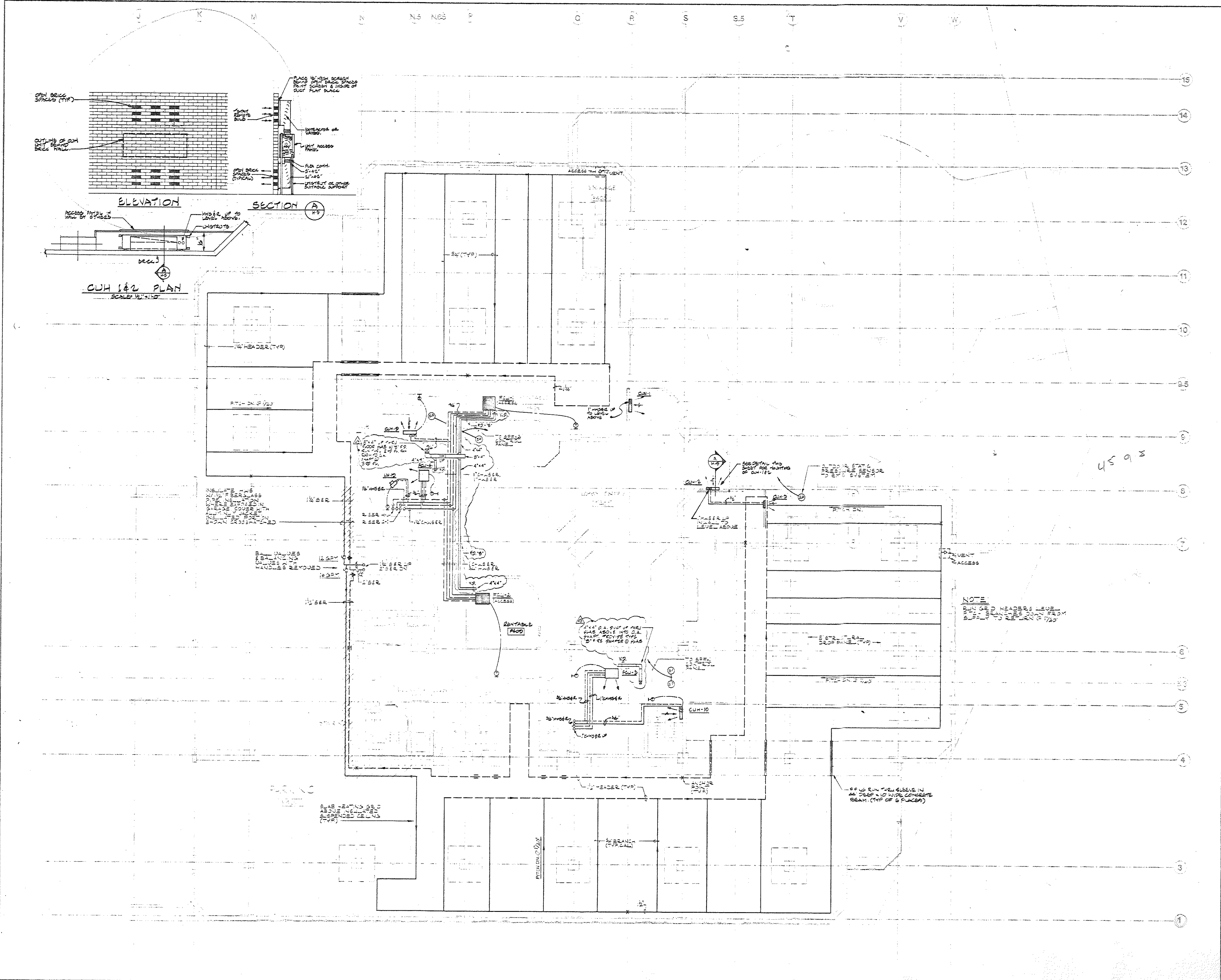
CONSULTANTS

ARCHITECTURAL  
BRENNAN BEER GORMAN  
515 Madison Avenue  
New York, N.Y. 10022  
212-688-7863

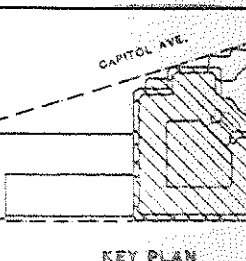
MECHANICAL  
BURTON AND VAN HOUTEN, INC.  
10 North Main Street  
West Hartford, CT 06107  
203-234-3365

STRUCTURAL  
LEV ZETLIN ASSOCIATES  
641 Avenue of the Americas  
New York, N.Y. 10011  
212-761-1300

LANDSCAPE  
CRJ Inc.  
574 Hopmeadow Street  
Simsbury, CT 06070  
203-658-1983



NOTE  
RIP UP GRID HEADERS LEVEL  
12\"/>



INCLUDES ADDITION 1

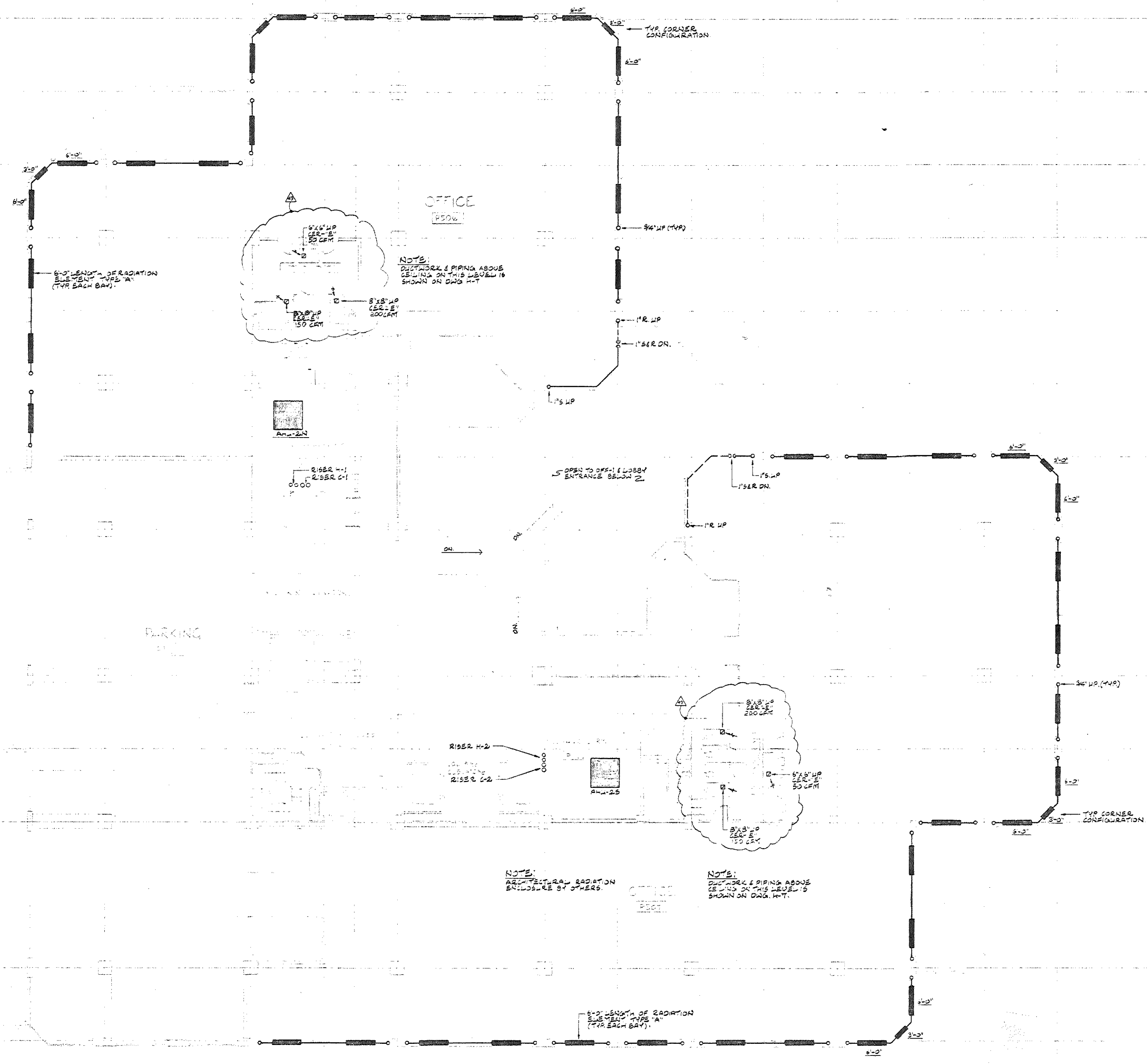
DATE	NO	REVISIONS
1-7-85	1	QUALIFICATION # 22
5-8-85	2	ADD PACKAGE 3 & 4. REMOVE 20
4-22-87	3	PROGRESS PRINT
4-22-87	4	PROGRESS PRINT
8-27-87	5	REVISED PLAN
8-27-87	6	REVISED PLAN

PARKING LEVEL  
TOWER/OFFICE 1  
HVAC PLAN

DRAWN J.P.  
CHECKED G.T.  
DATE MAY 1985  
SCALE 1/8\"/>

33

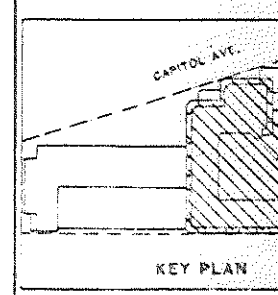
J K M N N.5 N.55 P Q R S S.5 T V W



**BECKET**  
 WELTON BECKET ASSOCIATES  
 ARCHITECTS  
 AND ENGINEERS  
 110 N. MAIN STREET  
 HARTFORD, CT 06107  
 TELEPHONE 261-4000

**XEROX CENTRAL**  
 HARTFORD  
 CONNECTICUT  
 XEROX-HARTFORD  
 ASSOCIATES

**CONSULTANTS**  
**ARCHITECTURAL**  
 BRENNAN BEER GORMAN  
 515 Madison Avenue  
 New York, N.Y. 10022  
 212-688-7663  
**MECHANICAL**  
 BURTON AND VAN HOUTEN, INC.  
 10 North Main Street  
 West Hartford, CT 06107  
 203-236-2365  
**STRUCTURAL**  
 LEV ZETLIN ASSOCIATES  
 641 Avenue of the Americas  
 New York, N.Y. 10011  
 212-761-1300  
**LANDSCAPE**  
 CR 3 Inc.  
 571 Hempstead Street  
 Simsbury, CT 06070  
 203-651-1985



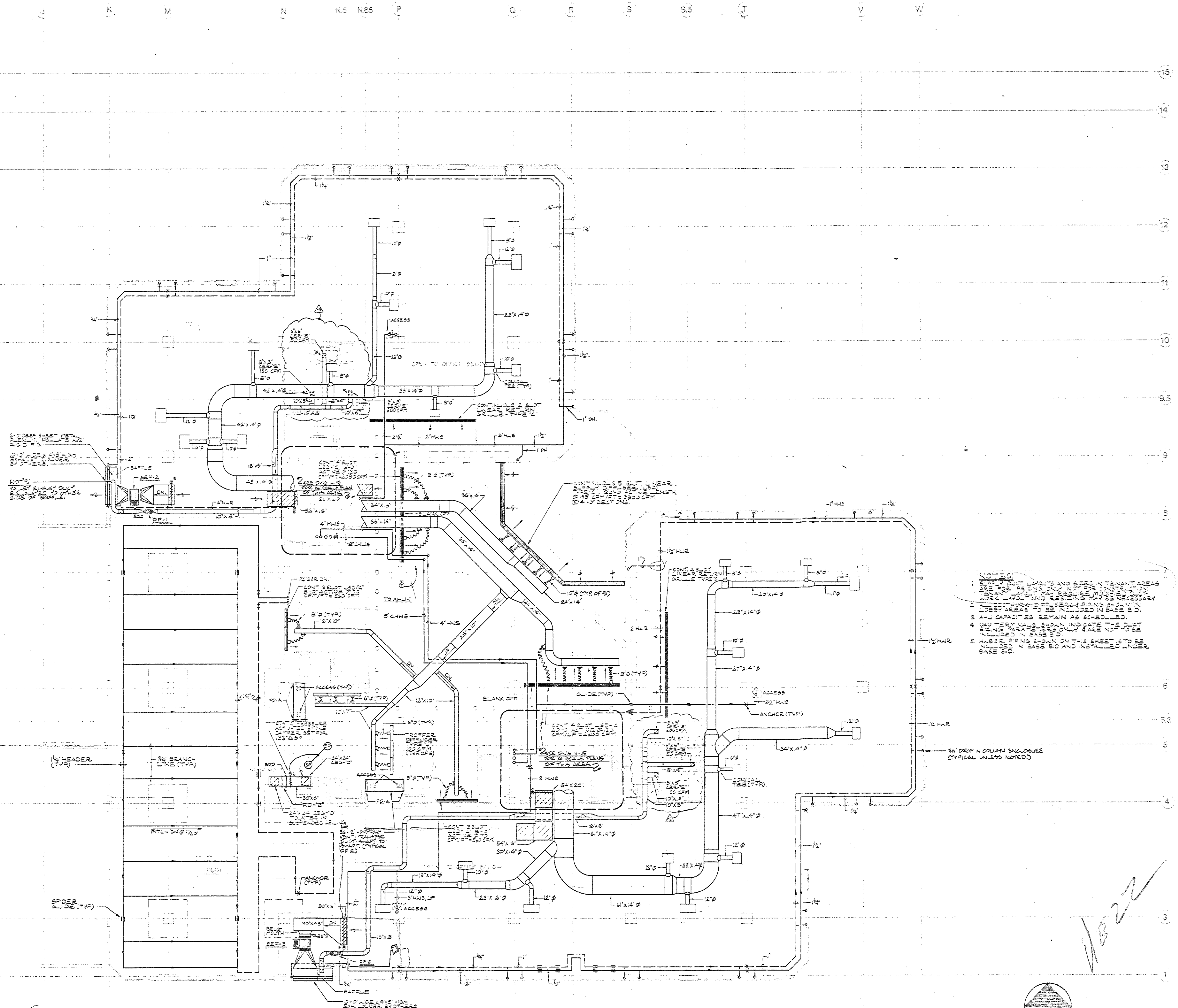
INCLUDES APPENDIX A

NO.	DATE	REVISIONS
1	5/1/85	AS SHOWN ON 2/22
2	5/1/85	30 REVISIONS NO. 3 TO 31 BY BECKET ASSOCIATES

**PARKING LEVEL  
 TOWER/OFFICE 2  
 HVAC PLAN**

DRAWN R.S.S.  
 CHECKED G.L.  
 DATE MAY 1, 1985  
 SCALE: 1/8" = 1'-0"  
 JOB NO. 1505  
 PARKING LEVEL 2  
 TOWER/OFFICE 2

34



NOTES:  
 1. ALL VENTS AND RISERS IN TOWER AREAS  
 2. SHALL BE PROTECTED BY 1/2" MIN. THICK  
 3. Gypsum Board (Type X) MINIMUM 5/8"  
 4. ALL CAPS SHALL REMAIN AS SCHEDULED  
 5. ALL RISERS SHALL BE PROTECTED BY 1/2"  
 6. MINIMUM THICKNESS GYPSUM BOARD  
 7. ALL RISERS SHALL BE PROTECTED BY 1/2"  
 8. MINIMUM THICKNESS GYPSUM BOARD  
 9. ALL RISERS SHALL BE PROTECTED BY 1/2"  
 10. MINIMUM THICKNESS GYPSUM BOARD

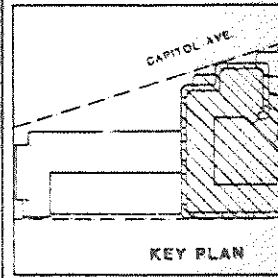
**CONSULTANTS**

**ARCHITECTURAL**  
 BRENNAN BEER GORMAN  
 315 MADISON AVENUE  
 NEW YORK, N.Y. 10022  
 212-688-7663

**MECHANICAL**  
 BURTON AND VAN HOUTEN, INC.  
 10 NORTH MAIN STREET  
 WEST HARTFORD, CT 06107  
 203-236-2365

**STRUCTURAL**  
 LEV ZETLIN ASSOCIATES  
 641 AVENUE OF THE AMERICANS  
 NEW YORK, N.Y. 10011  
 212-741-1300

**LANDSCAPE**  
 CR 3 INC.  
 571 NORTHMAIN STREET  
 SIMSBURY, CT 06070  
 203-658-1586



INCLUDES ADDENDUM #1

NO.	DATE	REVISIONS
1	10/85	CLASSIFICATION #2'S TO B/C PACKAGE #3
2	11/85	B/D PACKAGE #3 TO G/A FULLER CD
3	12/85	REVISIONS TO B/C PACKAGE #3
4	1/86	REVISIONS TO B/C PACKAGE #3
5	2/86	REVISIONS TO B/C PACKAGE #3
6	3/86	REVISIONS TO B/C PACKAGE #3
7	4/86	REVISIONS TO B/C PACKAGE #3
8	5/86	REVISIONS TO B/C PACKAGE #3
9	6/86	REVISIONS TO B/C PACKAGE #3
10	7/86	REVISIONS TO B/C PACKAGE #3
11	8/86	REVISIONS TO B/C PACKAGE #3
12	9/86	REVISIONS TO B/C PACKAGE #3
13	10/86	REVISIONS TO B/C PACKAGE #3
14	11/86	REVISIONS TO B/C PACKAGE #3
15	12/86	REVISIONS TO B/C PACKAGE #3

**ROOF LEVEL  
 PARKING TOWER  
 HVAC PLAN**

DRAWN J.P.  
 CHECKED G.J.  
 DATE MAY 1, 1985  
 SCALE 1/8" = 1'-0"  
 JOB NO. 305

35-



**CONSULTANTS**

**ARCHITECTURAL**

BRENNAN BEER GORMAN  
315 Madison Avenue  
New York, N.Y. 10022  
212-888-7603

**MECHANICAL**

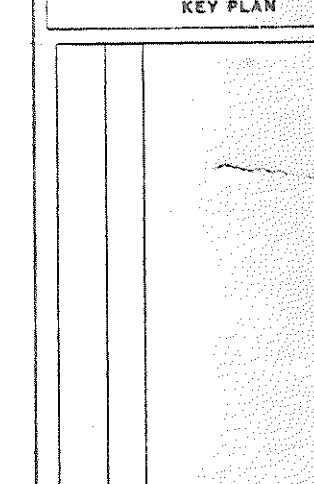
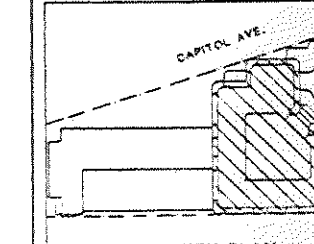
BURTON AND VAN HOUTEN, INC.  
10 North Main Street  
West Hartford, CT 06107  
203-236-2365

**STRUCTURAL**

LEV ZETLIN ASSOCIATES  
641 Avenue of the Americas  
New York, N.Y. 10011  
212-741-1300

**LANDSCAPE**

CR3 Inc.  
571 Hopmeadow Street  
Simsbury, CT 06070  
203-651-1988

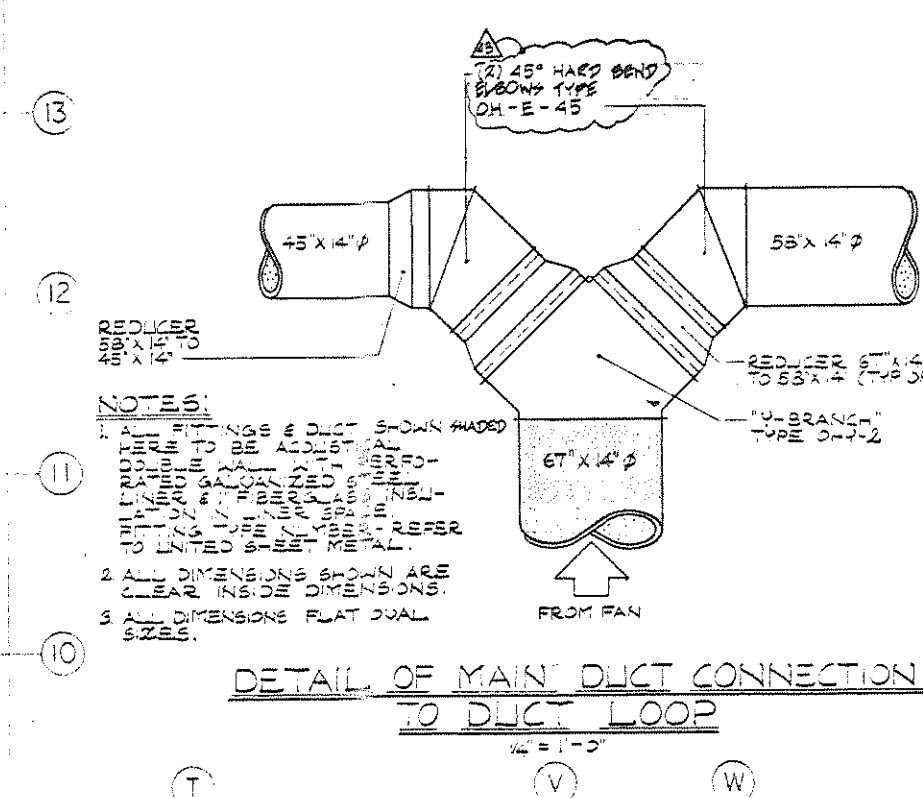
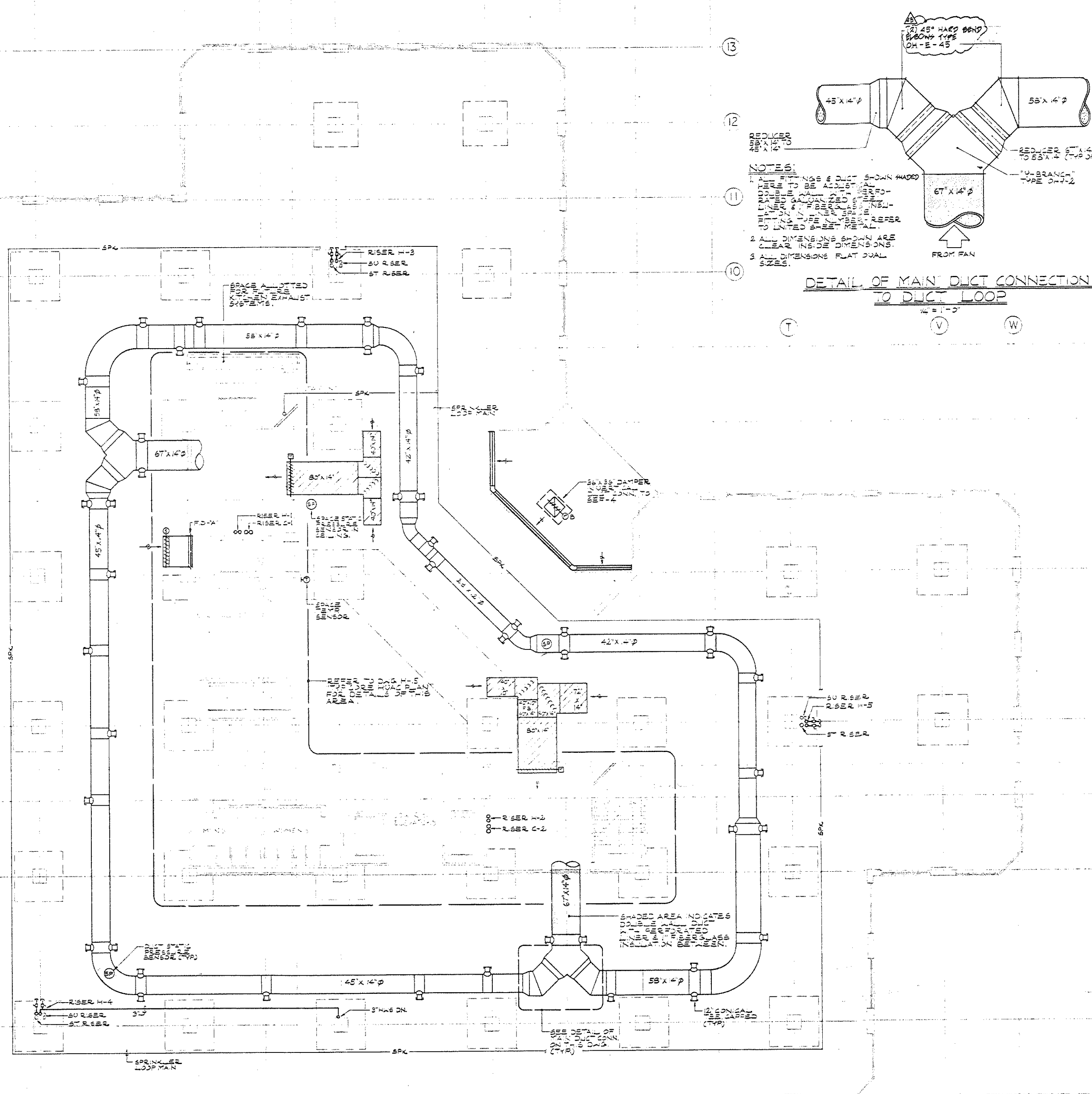


INCLUDES ADDENDUM #

DATE	NO.	REVISIONS
11-75	1	ISSUANCE # 22
5-78	2	BD PACKAGE # 2 TO GA FULLER CO
8-78	3	FORGESS PRINT
11-78	4	FORGESS PRINT
1-79	5	FORGESS PRINT

**OFFICE LEVEL  
HVAC PLAN**

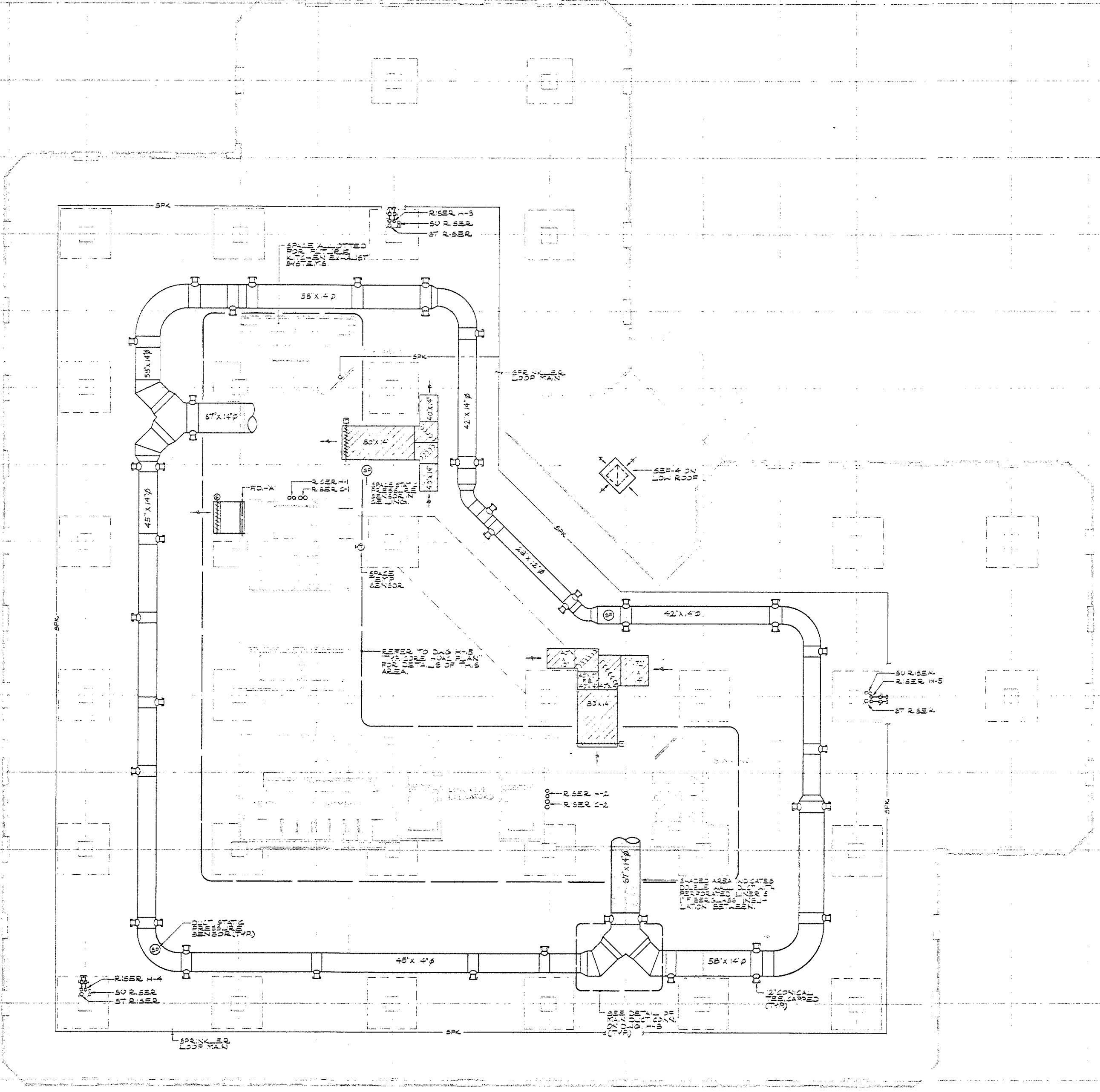
DRAWN J.P.  
CHECKED G.L.  
DATE MAY 1, 1985  
SCALE: 1/8"=1'-0"  
JOB NO. 1505



36

J K M N N.5 N.65 P Q R S S.5 T V W

15  
14  
13  
12  
11  
10  
9.5  
9  
8  
7  
6  
5  
4  
3  
2  
1



**BECKET**  
WELTON BECKET ASSOCIATES  
ARCHITECTS  
AND ENGINEERS  
201-236-1300  
201-236-1301

**XEROX CENTR**  
HARTFORD  
CONNECTICUT

XEROX-HARTFO  
ASSOCIATES

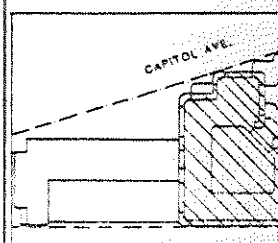
**CONSULTANTS**

**ARCHITECTURAL**  
BRENNAN BEER GORMAN  
515 Madison Avenue  
New York, N.Y. 10022  
212-888-7663

**MECHANICAL**  
BURTON AND VAN HOUTEN, INC.  
80 North Main Street  
West Hartford, CT 06107  
203-236-2365

**STRUCTURAL**  
LEV ZETLIN ASSOCIATES  
641 Avenue of the Americas  
New York, N.Y. 10011  
212-741-1500

**LANDSCAPE**  
CRJ Inc.  
571 Hopewadsworth Street  
Simsbury, CT 06070  
203-658-1988



KEY PLAN

NO.	DATE	REVISIONS

NO.	DATE	REVISIONS

**TYPICAL OFFICE  
LEVEL 4-9  
HVAC PLAN**

DRAWN J.P.  
CHECKED G.I.  
DATE MAY 1985  
SCALE 1/8" = 1'-0"  
JOB NO. 1305

THIS SHEET ISSUED WITH CLARIFICATION NO. 22,  
BUT DOES NOT INCLUDE ANY REVISIONS.



CONSULTANTS

**ARCHITECTURAL**  
BRENNAN BEER GORMAN  
515 Madison Avenue  
New York, N.Y. 10022  
212-588-3640

**MECHANICAL**  
BURTON AND VAN HOUTEN, INC.  
10 North Main Street  
West Hartford, CT 06107  
203-236-2365

**STRUCTURAL**  
LEV ZETLIN ASSOCIATES  
641 Avenue of the Americas  
New York, N.Y. 10011  
212-741-1300

**LANDSCAPE**  
CR3, Inc.  
57 Westmain Street  
Simsbury, CT 06070  
203-658-1988

C K M N N.5 N.65 O P S S.5 T V W

15

14

13

12

11

10

9.5

9

8

7

6

5.5

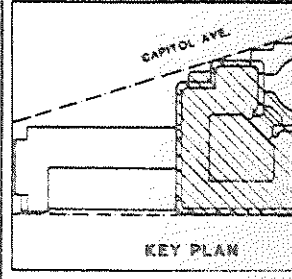
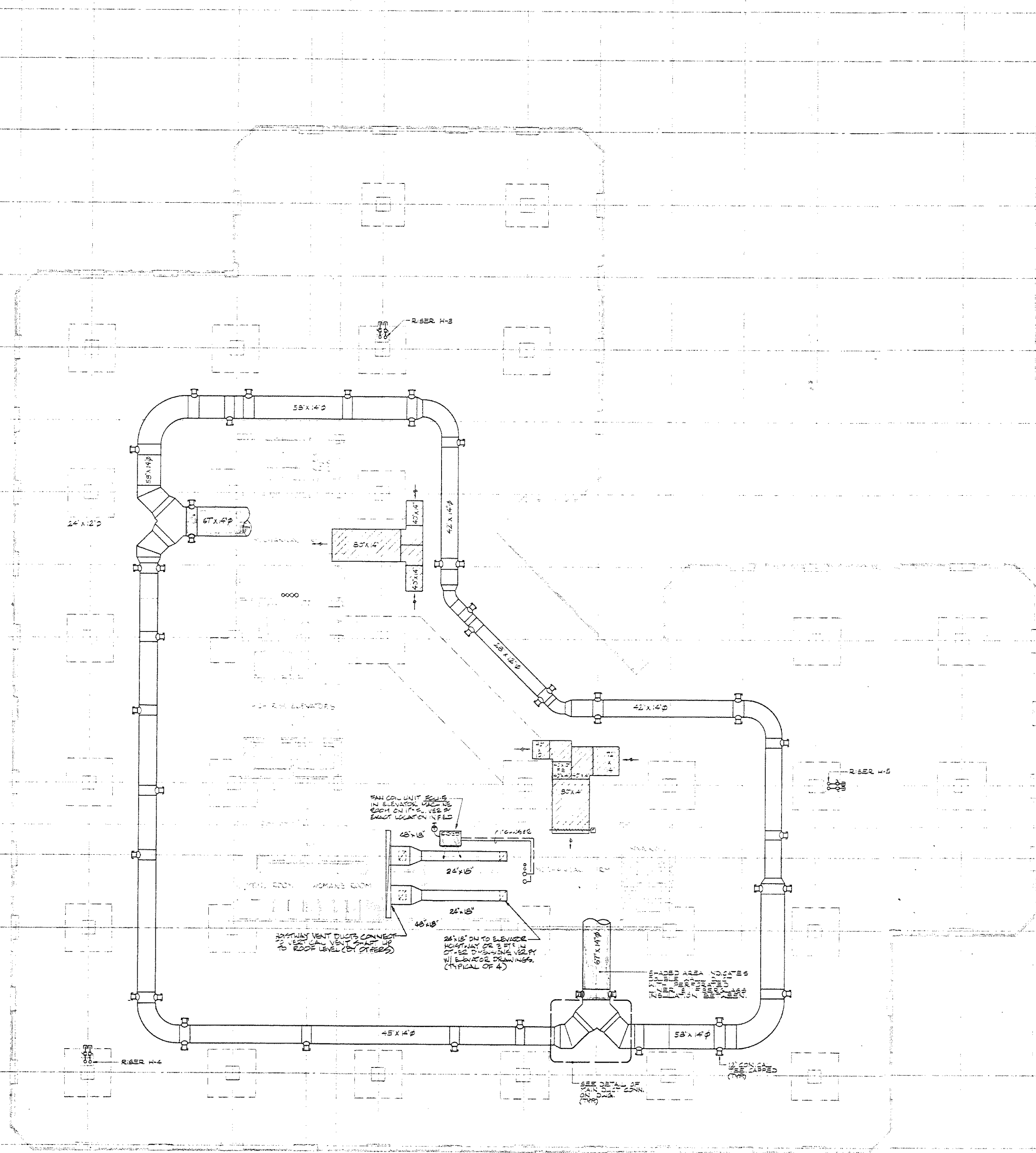
5

4

3

2

1



INCLUDES ADDENDUM #1

NO.	DATE	REVISIONS
1	11-78	DESIGNATION # 22
2	11-85	REV. PACKAGE TO GA. FLOOR

DATE	NO.	REVISIONS

OFFICE LEVEL 10  
HVAC PLAN

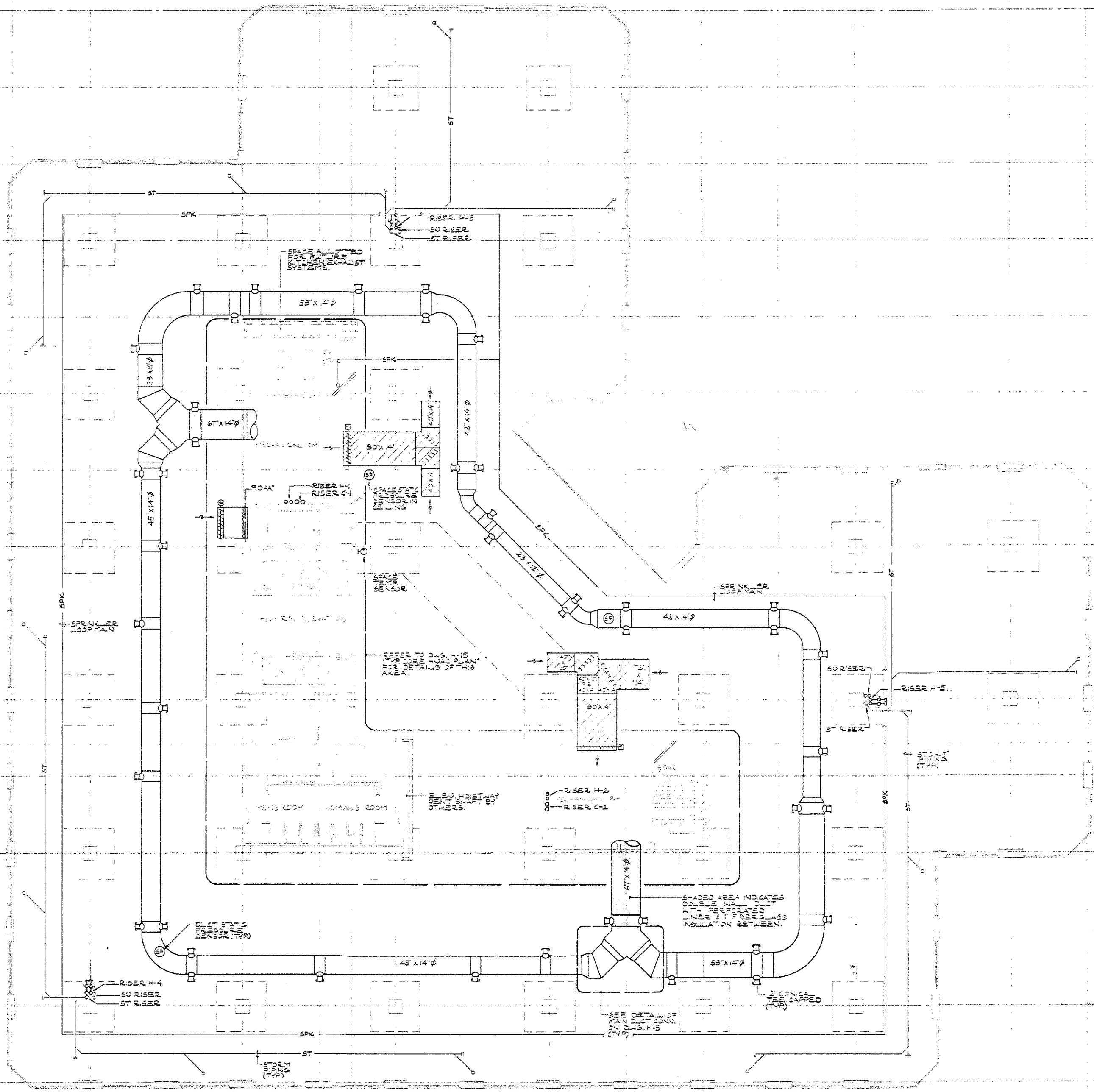
THIS SHEET ISSUED WITH CLARIFICATION NO. 22,  
BUT DOES NOT INCLUDE ANY REVISIONS.

DRAWN J.P.  
CHECKED G.L.  
DATE MAY 1, 1985  
SCALE 1/8" = 1'-0"  
JOB NO. 305

30

J K M N N.5 N.65 P Q R S S.50 T V W

15  
14  
13  
12  
11  
10  
9.5  
9  
8  
7  
6  
5.5  
5  
4  
3  
1



**BECKET**  
WELTON BECKET ASSOCIATES  
ARCHITECTS  
AND ENGINEERS

**XEROX CENTR**  
HARTFORD  
CONNECTICUT

XEROX-HARTFORD  
ASSOCIATES

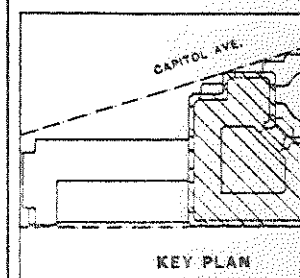
**CONSULTANTS**

**ARCHITECTURAL**  
BRENNAN BEER GORMAN  
515 Madison Avenue  
New York, N.Y. 10022  
212-688-7863

**MECHANICAL**  
BURTON AND VAN HOUTEN, INC.  
10 North Main Street  
West Hartford, CT 06107  
203-236-2365

**STRUCTURAL**  
LEV ZETLIN ASSOCIATES  
441 Avenue of the Americas  
New York, N.Y. 10011  
212-761-1300

**LANDSCAPE**  
CR 3 Inc.  
571 Hopmeadow Street  
Simsbury, CT 06070  
203-658-1988



KEY PLAN

INCLUDES ADDENDUM #1	
11-75	AMENDMENT #22
5-78	50 PACKAGE #3
1-79	D & A FULLER CO #2
1-79	PROGRESSIVE #1
1-79	PROGRESSIVE #2
1-79	PROGRESSIVE #3
DATE NO.	REVISIONS

OFFICE LEVEL 12  
HVAC PLAN

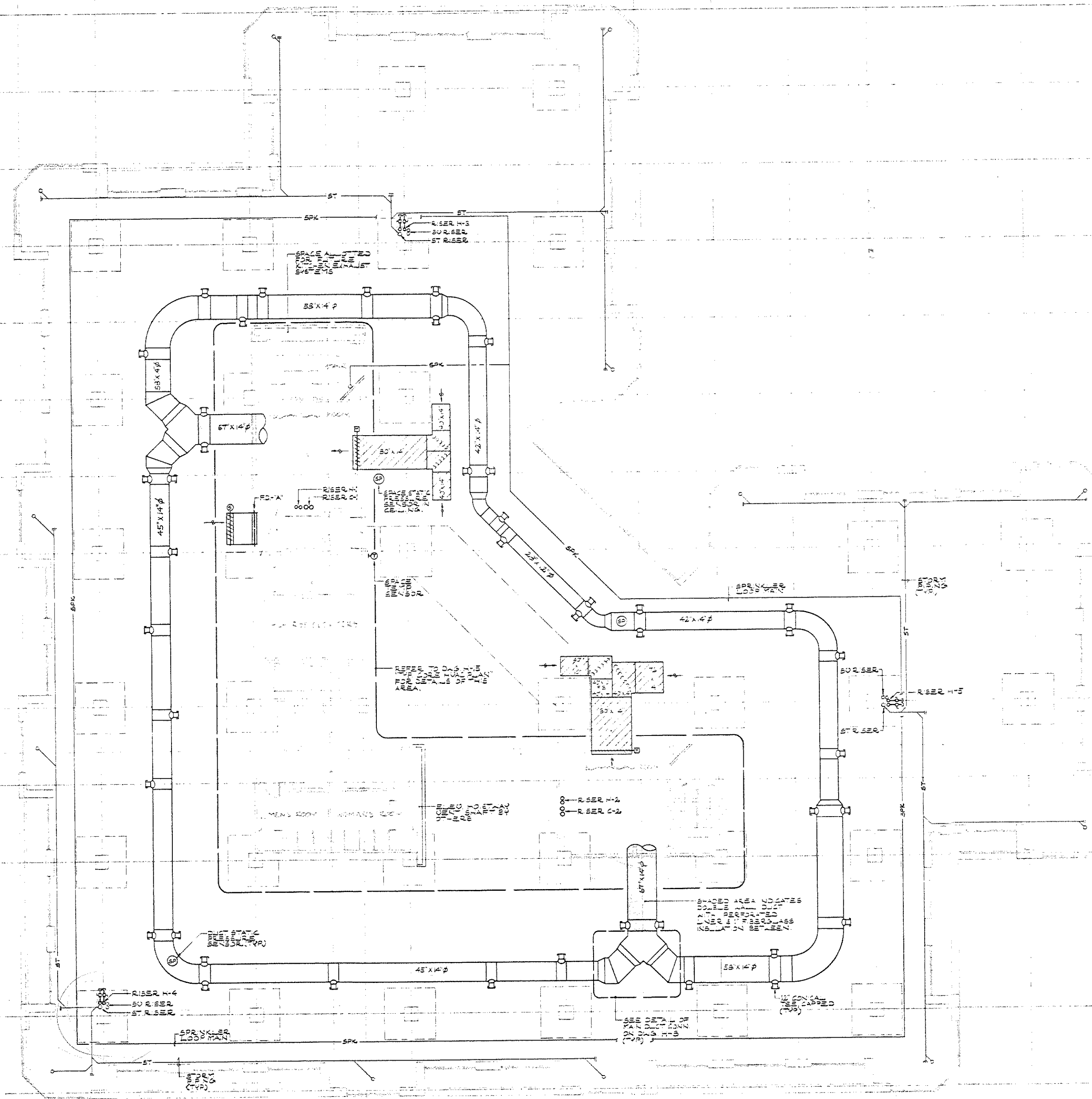
DRAWN J.P.  
CHECKED G.L.  
DATE MAY 1, 1985  
SCALE: 1/8"=1'-0"  
JOB NO. 1305

THIS SHEET ISSUED WITH CLARIFICATION NO. 22,  
NOT DONE NOT INCLUDE ANY REVISIONS.

39

C K M N N5 N65 P O R S (S) T V W

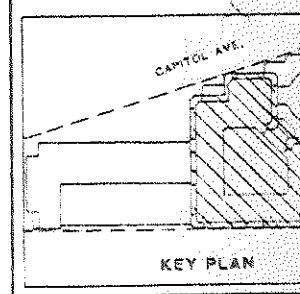
15  
14  
13  
12  
11  
10  
9.5  
9  
8  
7  
6  
5.5  
5  
4  
3  
1



**BECKET**  
WELTON BECKET ASSOCIATES  
ARCHITECTS  
AND ENGINEERS  
100 MADISON AVENUE  
NEW YORK, N.Y. 10017  
TELEPHONE: 212-688-7600

**XEROX CENTRI**  
HARTFORD  
CONNECTICUT  
XEROX - HARTFORD  
ASSOCIATES

**CONSULTANTS**  
**ARCHITECTURAL**  
BRENNAN BEER GORMAN  
315 Madison Avenue  
New York, N.Y. 10017  
212-688-7603  
**MECHANICAL**  
BURTON AND VAN HOUTEN, INC.  
10 North Main Street  
West Hartford, CT 06107  
203-236-2365  
**STRUCTURAL**  
LEV ZETLIN ASSOCIATES  
441 Avenue of the Americas  
New York, N.Y. 10011  
212-741-1300  
**LANDSCAPE**  
CR 3 Inc.  
571 Hopmeadow Street  
Simsbury, CT 06070  
203-658-1988



INCLUDES ADDENDUM #1

DATE	NO.	REVISIONS
11-78	1	ISSUANCE # 22
5-85	2	BID PACKAGE # 22
10-85	3	REVISION # 22
11-85	4	REVISION # 22
11-85	5	REVISION # 22

OFFICE LEVEL 13  
HVAC PLAN

THIS SUBPT ISSUED WITH CLARIFICATION NO. 22,  
BUT DOES NOT INCLUDE ANY REVISIONS.

DRAWN: J.P.  
CHECKED: S.L.  
DATE: MAY 1, 1985  
SCALE: 1/8" = 1'-0"  
JOB NO. 1305

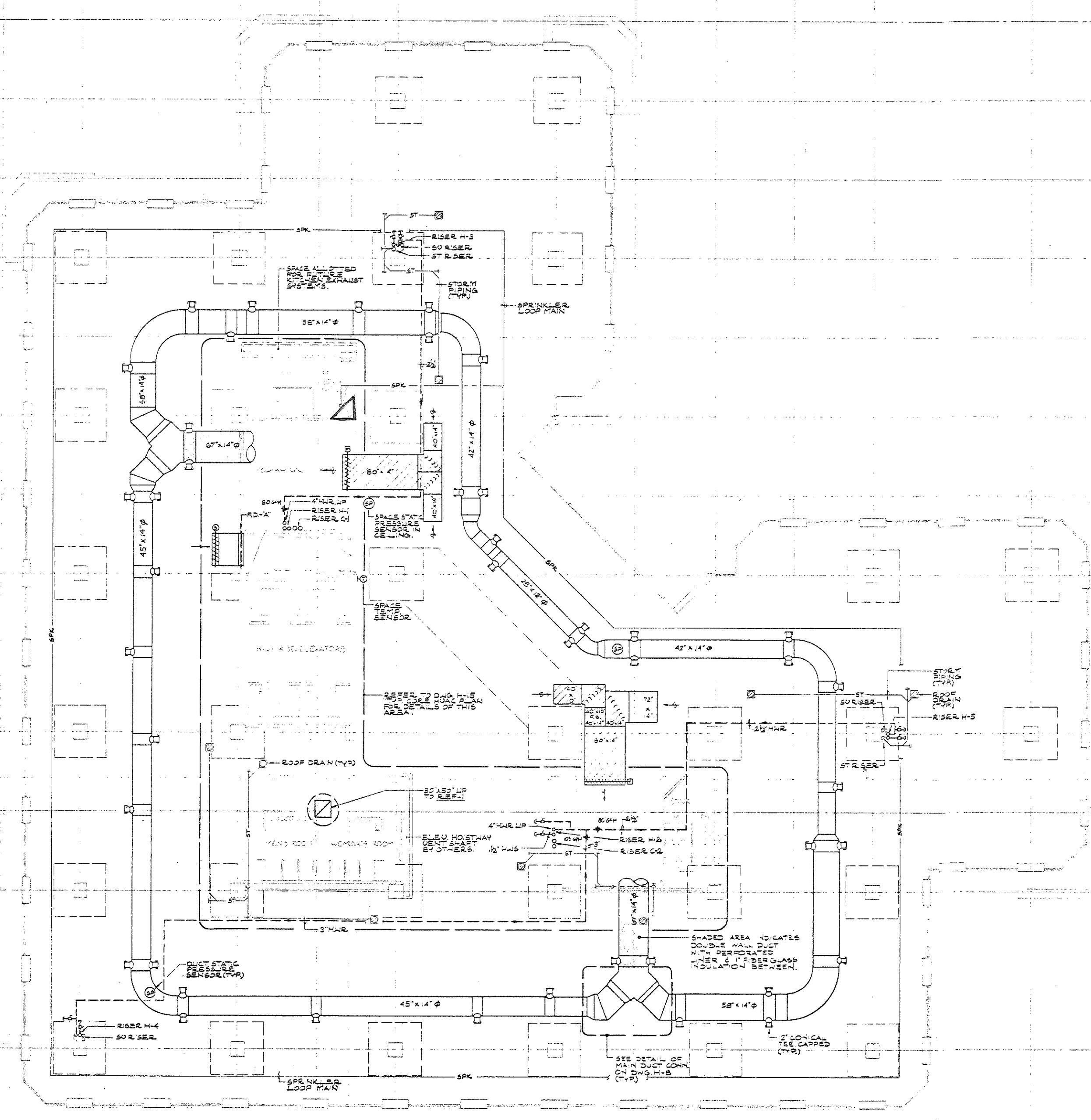
21-13

40



J K M N N.S N.65 P Q R S S.5 T V W

15  
14  
13  
12  
11  
10  
9.5  
9  
8  
7  
6  
5.5  
5  
4  
3



**BECKET**  
WELTON BECKET ASSOCIATES  
ARCHITECTS  
AND ENGINEERS  
100 HARTFORD AVENUE  
HARTFORD, CONNECTICUT 06103  
TELEPHONE: 783-8800

**XEROX CENTRAL**  
HARTFORD  
CONNECTICUT

XEROX - HARTFORD  
ASSOCIATES

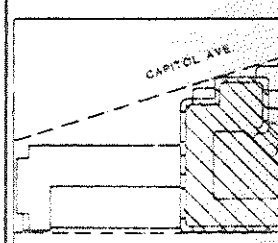
**CONSULTANTS**

**ARCHITECTURAL**  
BRENNAN BEER GORMAN  
515 Madison Avenue  
New York, N.Y. 10022  
212-687-7663

**MECHANICAL**  
BURTON AND VAN HOUTEN, INC.  
10 North Main Street  
West Hartford, CT 06107  
203-236-2365

**STRUCTURAL**  
LEV ZETLIN ASSOCIATES  
441 Avenue of the Americas  
New York, N.Y. 10011  
212-741-1100

**LANDSCAPE**  
CRJ Inc  
571 Hopmeadow Street  
Simsbury, CT 06070  
203-658-1988



KEY PLAN

INCLUDES ADDENDUM #1	
10-85	AMIFICATION #12
5-85	5-D PACKAGE #2
4-85	DESIGN DEVELOPMENT
3-85	DESIGN DEVELOPMENT
2-85	DESIGN DEVELOPMENT
1-85	DESIGN DEVELOPMENT
DATE NO.	REVISIONS

**OFFICE LEVEL  
HVAC PLAN**

DRAWN: J.R.  
CHECKED: G.T.  
DATE: MAY 1, 1985  
SCALE: 1/8" = 1'-0"  
JOB NO. 1305

THIS SHEET ISSUED WITH CLARIFICATION NO. 22,  
SHEET DOES NOT INCLUDE ANY REVISIONS.

112

80-55  
10/87

**BECKET**  
WELTON BECKET ASSOCIATES  
ARCHITECTS  
AND ENGINEERS  
300 MADISON AVE  
NEW YORK, N.Y. 10017  
TELEPHONE 875-2121

**XEROX CENTRAL**  
HARTFORD  
CONNECTICUT

XEROX-HARTFORD  
ASSOCIATES

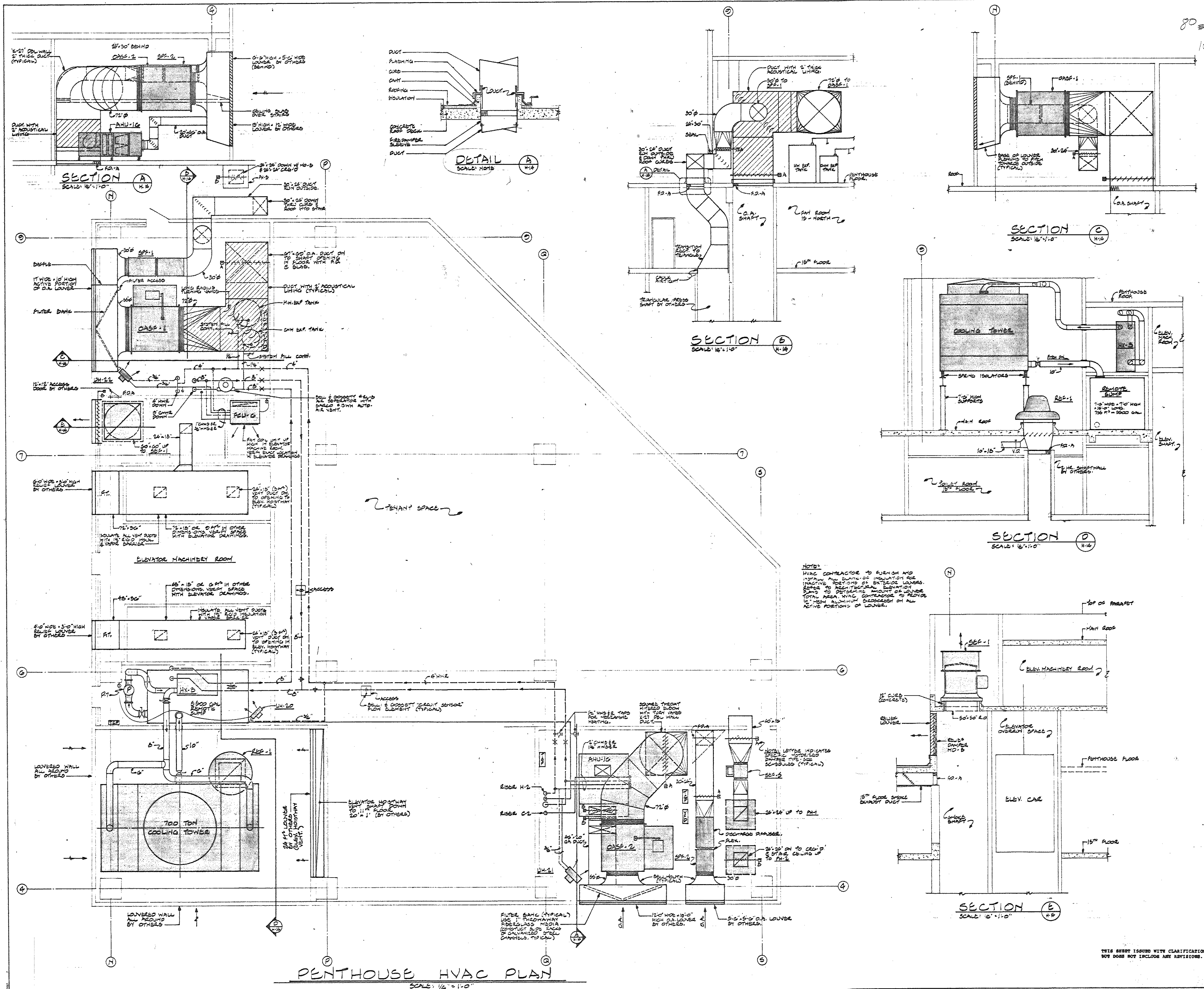
**CONSULTANTS**

**ARCHITECTURAL**  
BRENNAN BEER GORMAN  
515 North Main Street  
New Hartford, CT 06107  
203-236-2365

**MECHANICAL**  
BURTON AND VAN HOUTEN, INC.  
10 North Main Street  
New Hartford, CT 06107  
203-236-2365

**STRUCTURAL**  
LEY ZETLIN ASSOCIATES  
641 Avenue of the Americas  
New York, N.Y. 10011  
212-411-1300

**LANDSCAPE**  
CR 3 Inc.  
571 Hempstead Street  
Simsbury, CT 06107  
203-658-1988



INCLUDES ADDENDUM

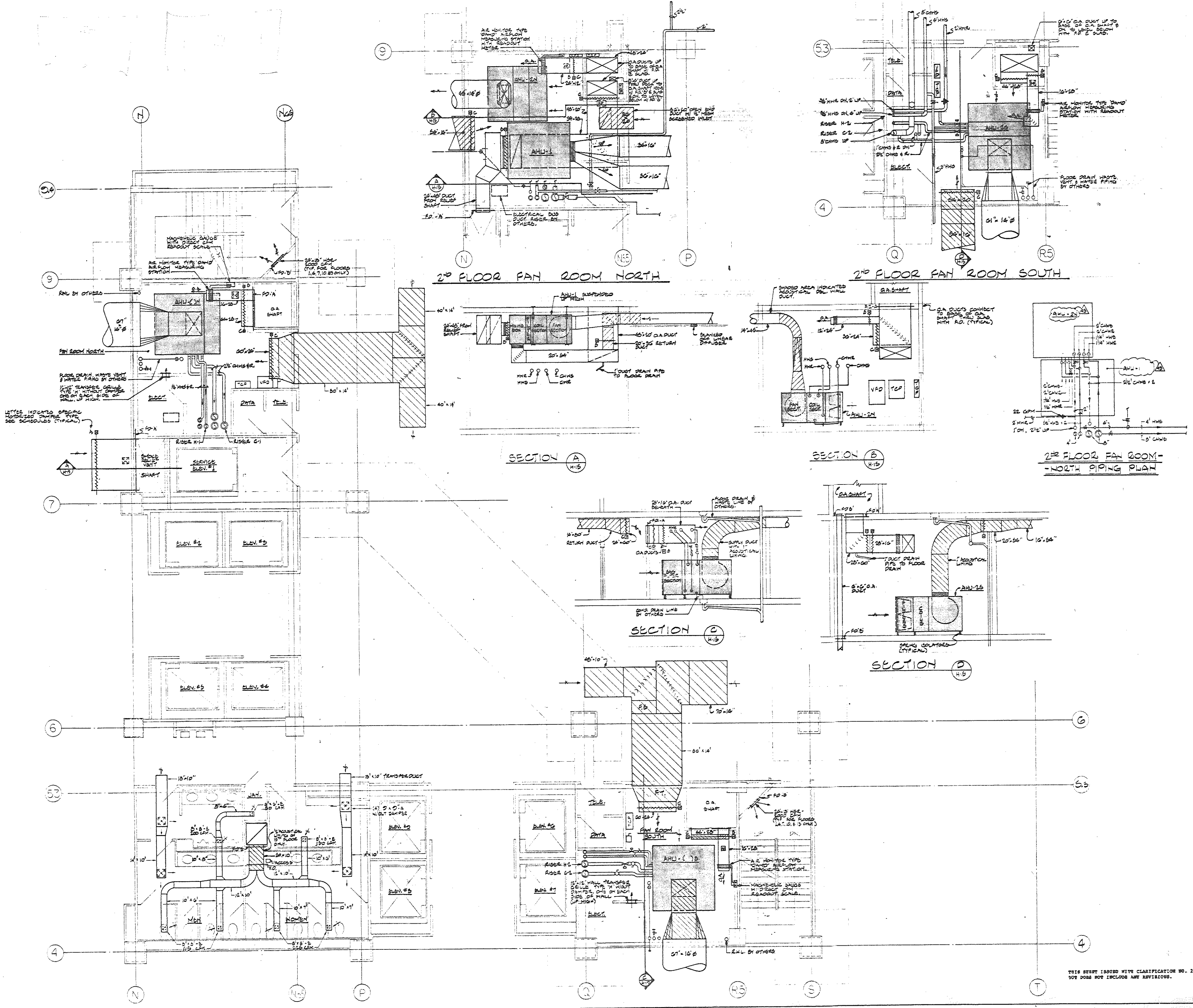
NO.	DATE	DESCRIPTION
1-105		CLARIFICATION #22
2-105		DO NOT SCALE TO GA PAGES CO.
4-205		PROGRESS PRINT
		REVISIONS

**PENTHOUSE/R**  
**HVAC PLAN**

THIS SHEET ISSUED WITH CLARIFICATION NO. 22.  
DO NOT INCLUDE ANY REVISIONS.

DRAWN MJS/JPP  
CHECKED GS  
DATE 5-1-88  
SCALE: AS NOTED  
JOB NO. 1305





KEY PLAN

DATE	NO.	REVISIONS
11-7-85	1	ISSUE FOR PERMIT
11-10-85	2	REVISED PER PERMIT
12-10-85	3	PROGRESS PRINT
1-10-86	4	PROGRESS PRINT

INCLUDES ADDENDUM #1

TYPICAL COR  
 HVAC PLAN

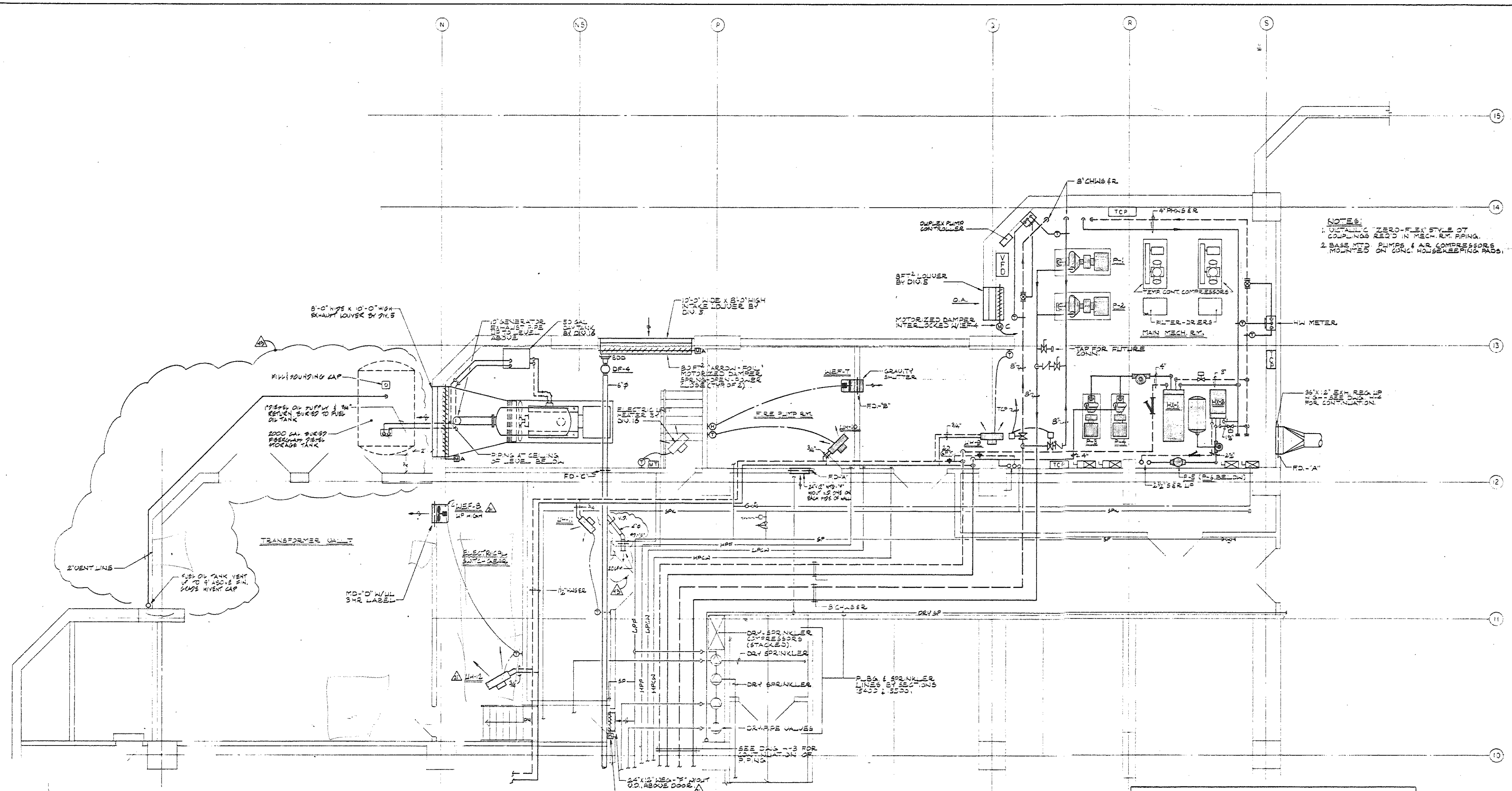
DATE NO. REVISIONS

THIS SHEET ISSUED WITH CLARIFICATION NO. 22,  
 BUT DOES NOT INCLUDE ANY REVISIONS.

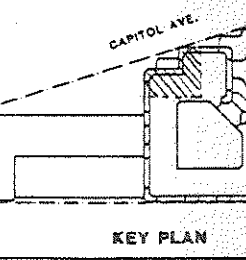
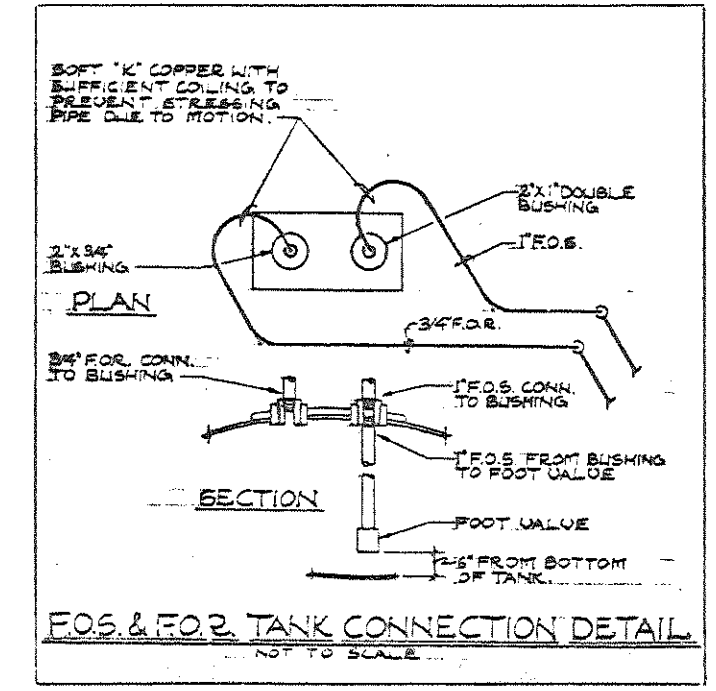
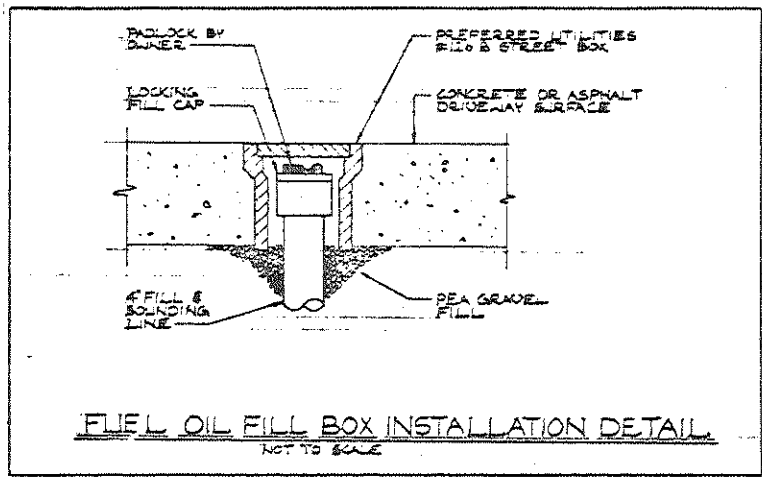
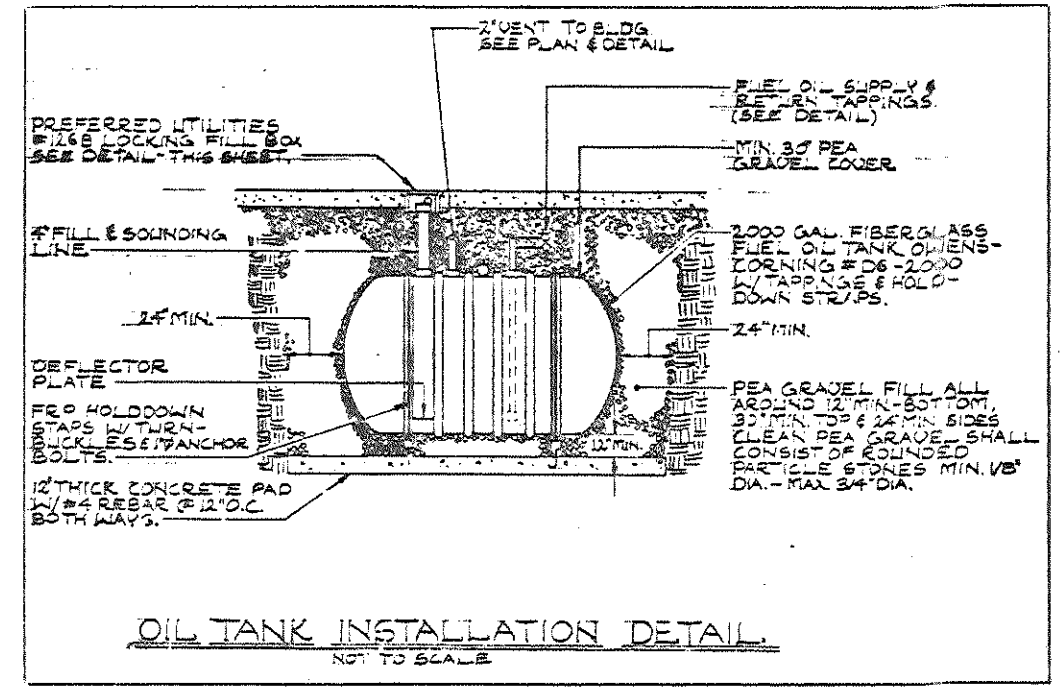
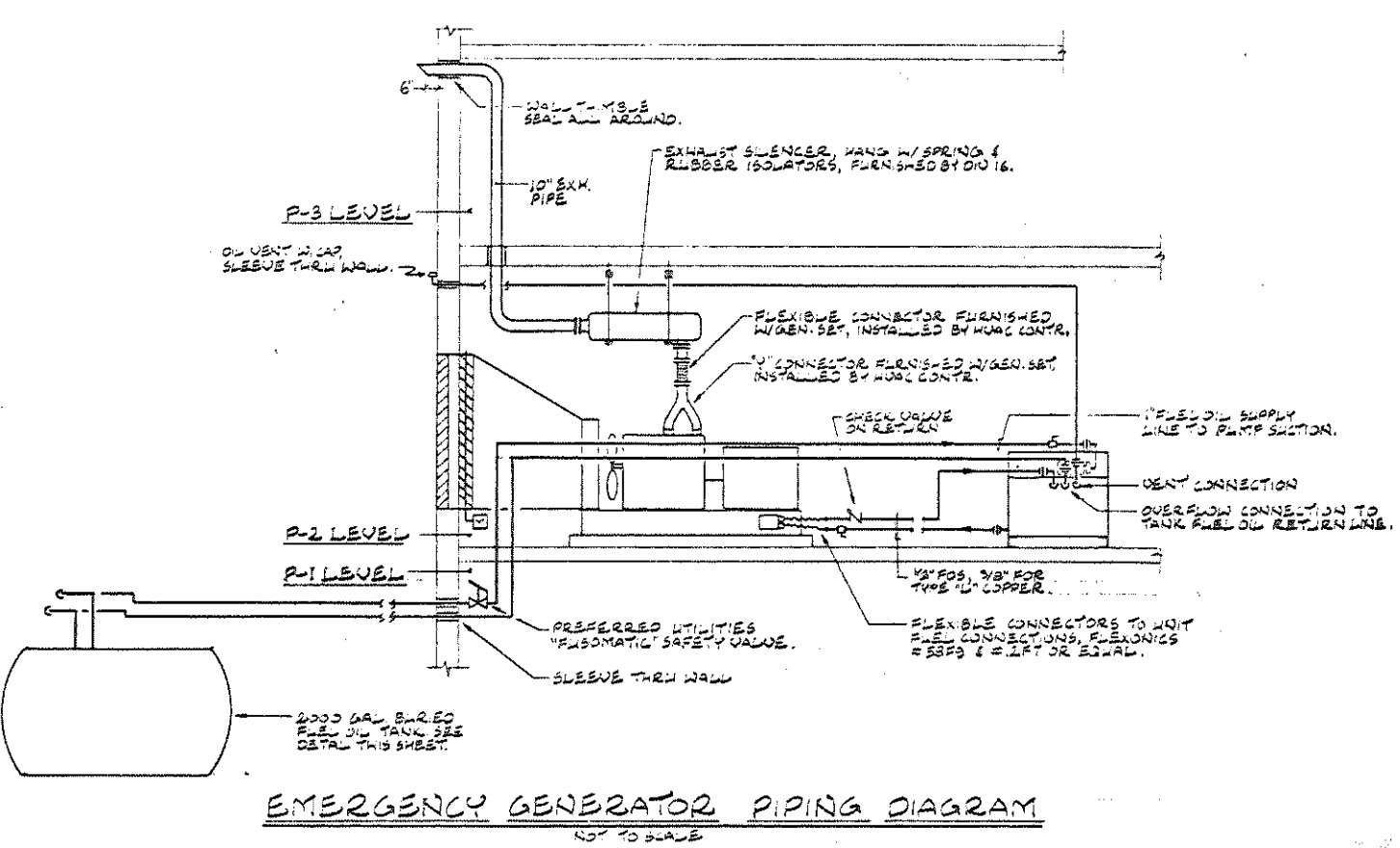
DRAWN MLC/JPP  
 CHECKED GS  
 DATE 5-1-85  
 SCALE: 1/4" = 1'-0"  
 JOB NO. 1505

21-3





**NOTES:**  
 1. DETAILED "ZERO-FLEX" STYLE OF COUPLINGS REQUIRED IN MECH. RM. PIPING.  
 2. BASE MTD. PUMPS & AIR COMPRESSORS MOUNTED ON CONC. HOUSEKEEPING PADS.

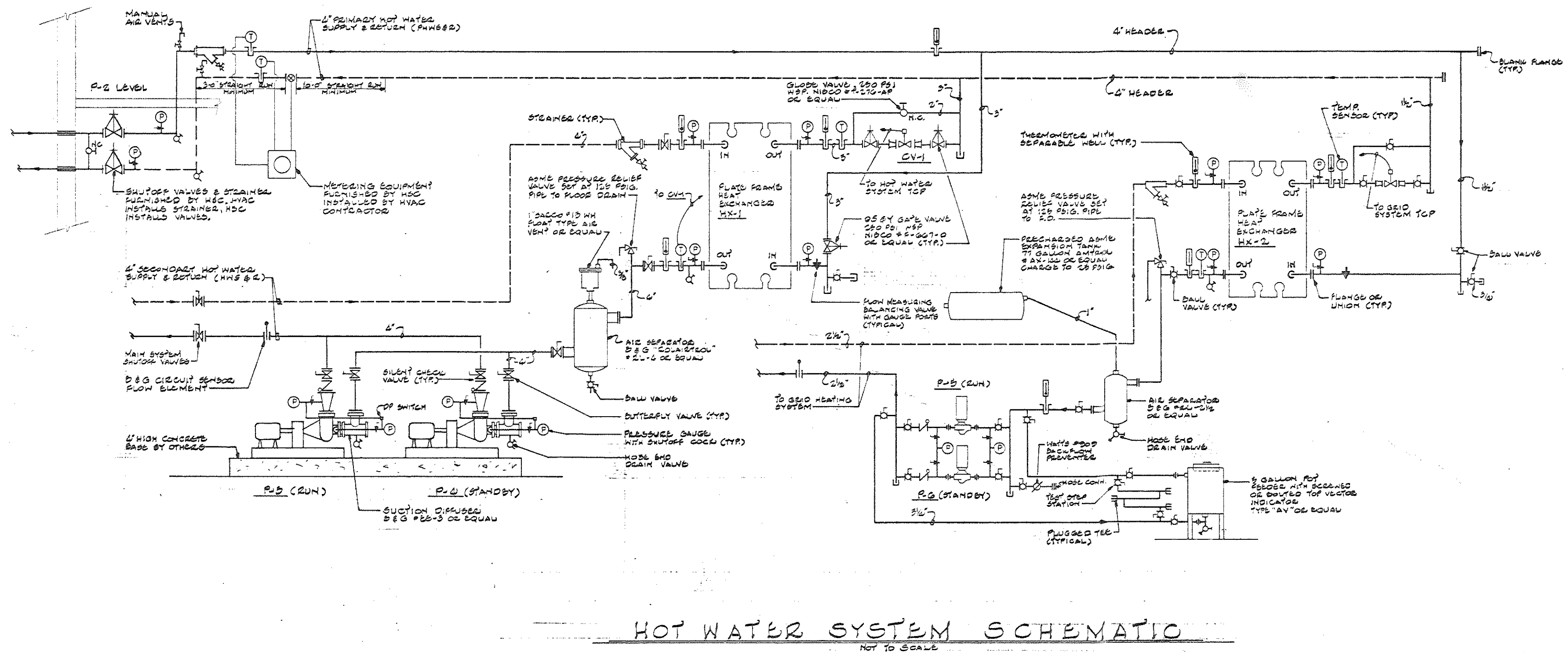
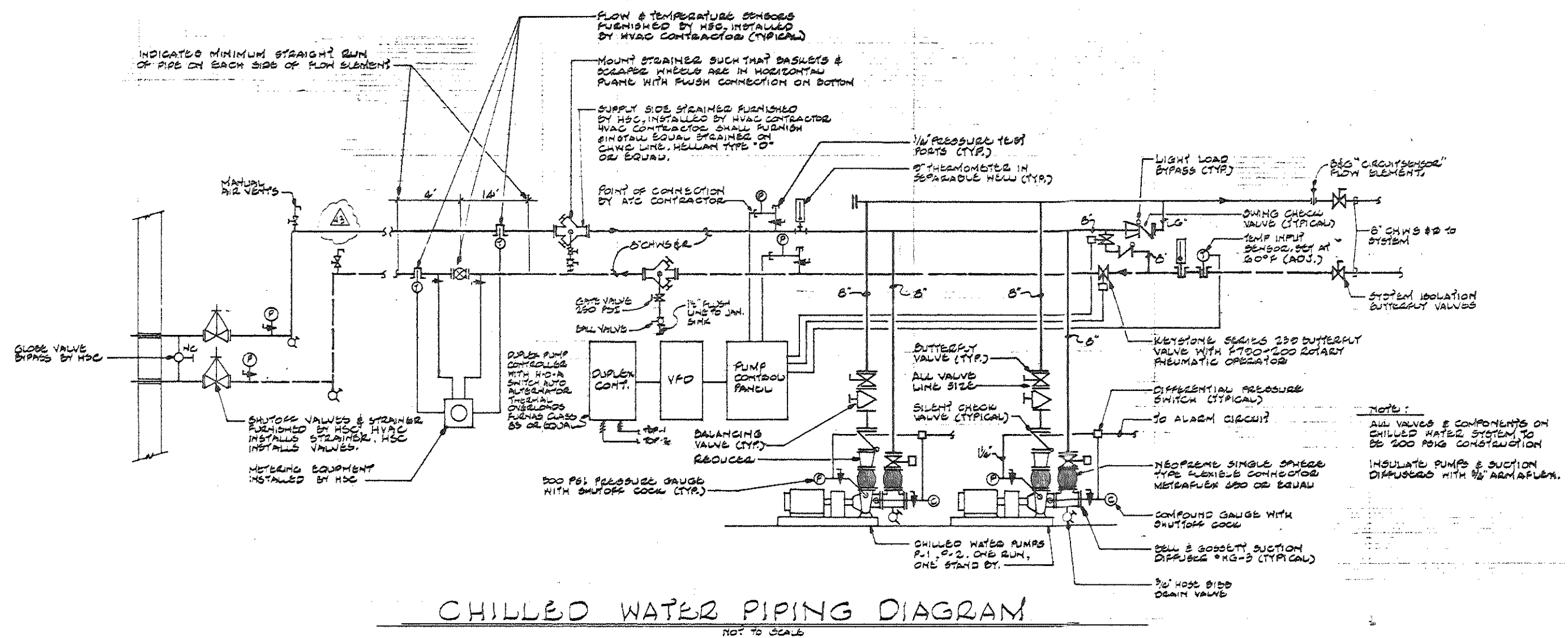


NO.	DATE	REVISIONS
10785	11/78	FINALIZATION #22
9985	11/78	REVISIONS
5485	11/78	REVISED
4285	11/78	PROGRESS POINT

MECHANICAL ROOM  
PLANS & DETAIL

DRAWN J.P.  
CHECKED G.M.  
DATE MAY 1, 1985  
SCALE: AS NOTED

JOB NO. 8305



INCLUDES ADDENDUM

DATE NO.	REVISIONS
1-7-85	1.0
5-1-85	2.0
4-23-85	3.0

HOT & CHILLED  
WATER SYSTEM  
SCHEMATIC

DRAWN J.P.  
CHECKED G.L.  
DATE 5-1-85  
SCALE: NONE  
JOB NO. 1208

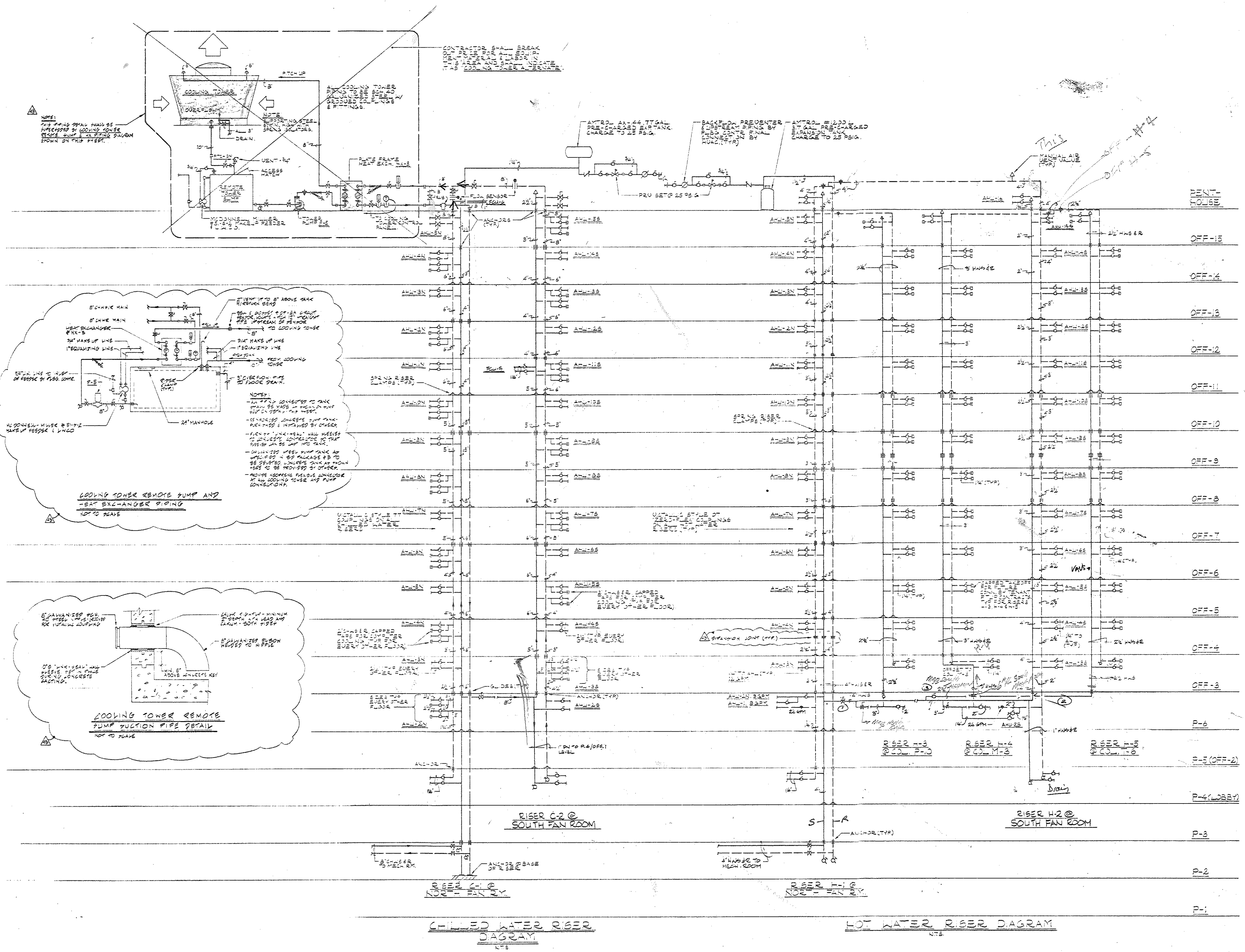
CONSULTANTS

ARCHITECTURAL  
BRENNAN BEER GORMAN  
315 Madison Avenue  
New York, N.Y. 10022  
212-883-7663

MECHANICAL  
BURTON AND VAN HOUTEN, INC.  
30 North Main Street  
West Hartford, CT 06107  
203-236-2365

STRUCTURAL  
LEV ZETLIN ASSOCIATES  
641 Avenue of the Americas  
New York, N.Y. 10011  
212-741-1300

LANDSCAPE  
CR 3 Inc.  
571 Hopmeadow Street  
Simsbury, CT 06070  
203-658-1988



INCLUDES ADDENDUM

DATE NO. REVISIONS

HOAC WATER RISER

DJ  
C  
DA  
SCALE  
JOB NO.



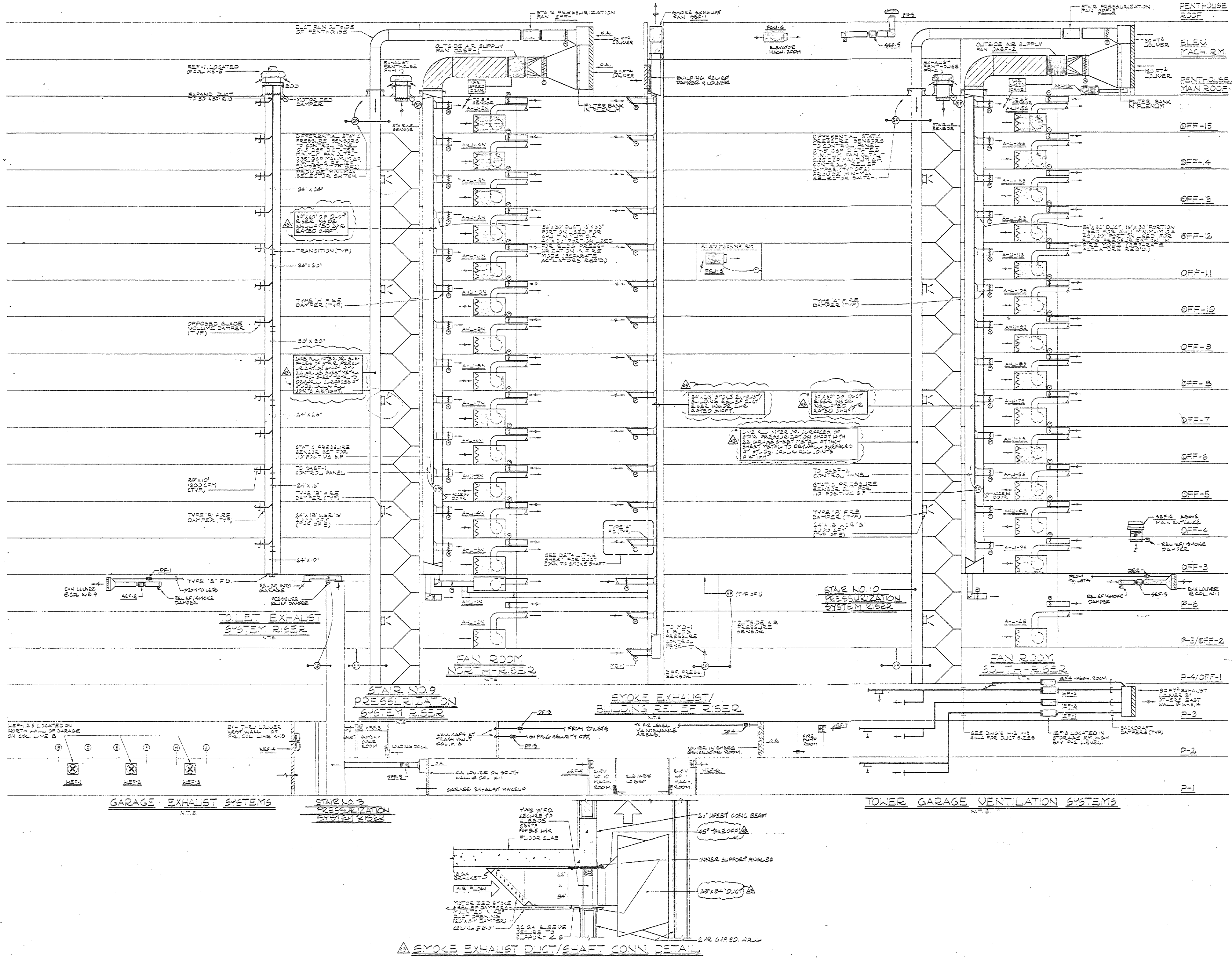
CONSULTANTS

ARCHITECTURAL  
BRENNAN BEER GORMAN  
55 Madison Avenue  
New York, N.Y. 10022  
212-688-7663

MECHANICAL  
BURTON AND VAN HOUTEN, INC.  
10 North Main Street  
New Hartford, CT 06107  
203-236-2365

STRUCTURAL  
LEY ZETLIN ASSOCIATES  
641 Avenue of the Americas  
New York, N.Y. 10011  
212-341-1300

LANDSCAPE  
CR 3 Inc.  
571 Hebronway Street  
Simsbury, CT 06470  
203-658-1983



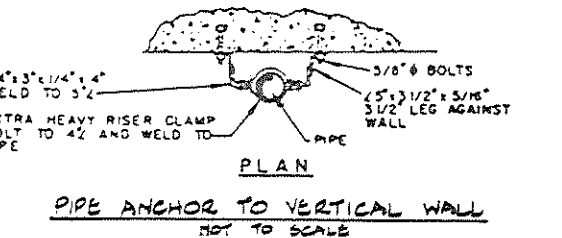
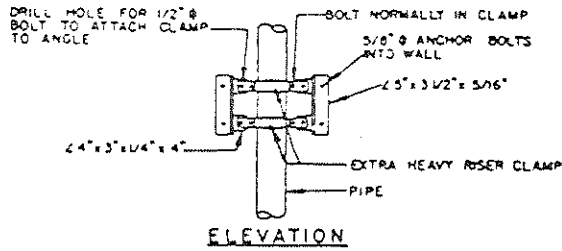
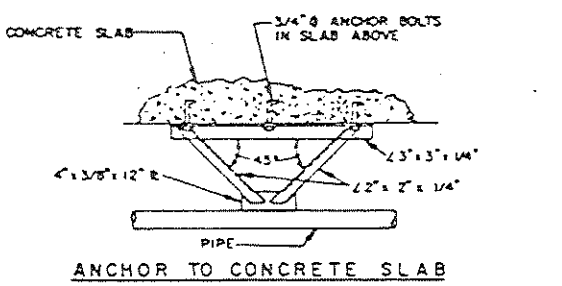
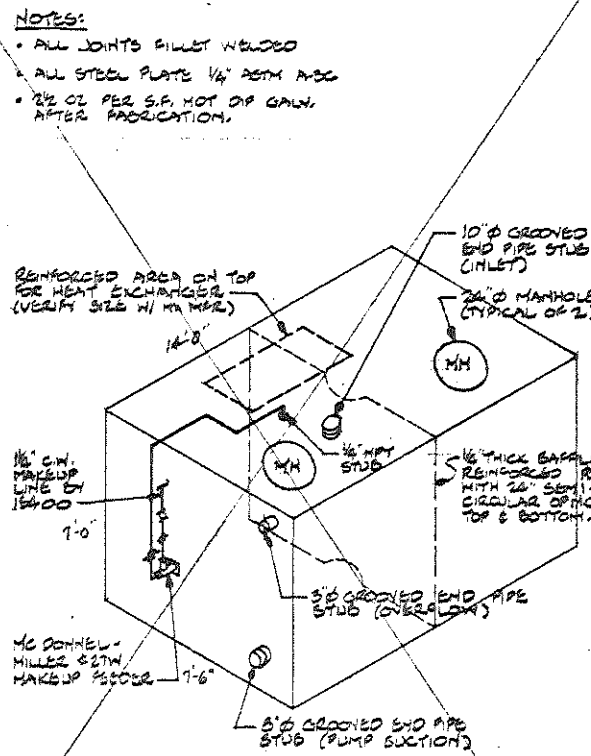
ENCLOSURE ADDENDUM

NO.	DESCRIPTION	
1-745	AMENDMENT # 22	
1-745	CLASSIFICATION # 0 TO BID PACKAGE #	
1-745	BID PACKAGE # 5 TO EX. FULLER CO.	
DATE	NO.	REVISIONS

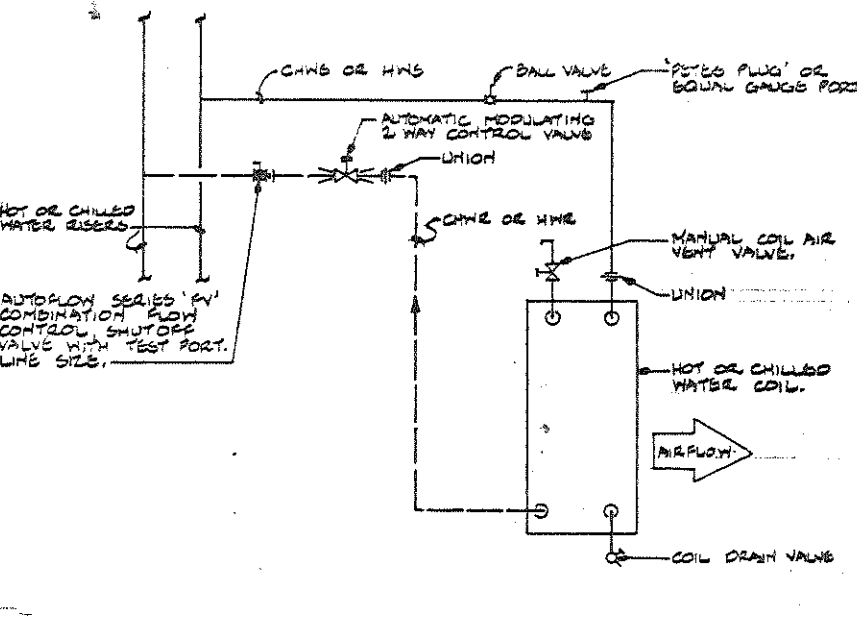
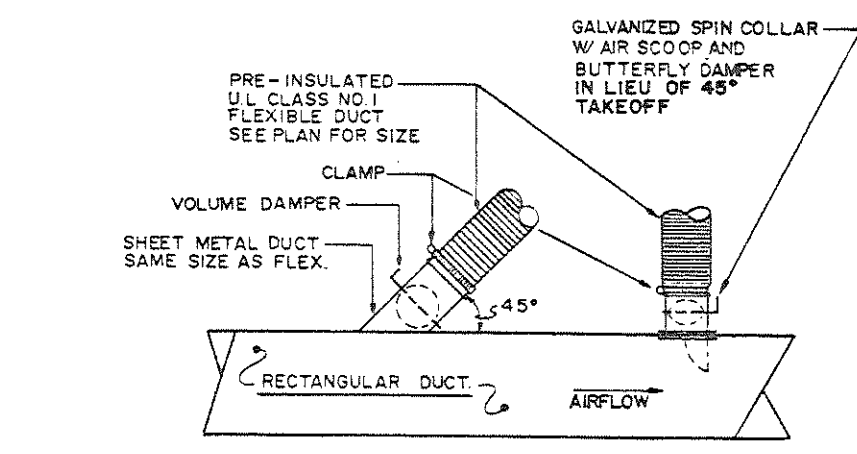
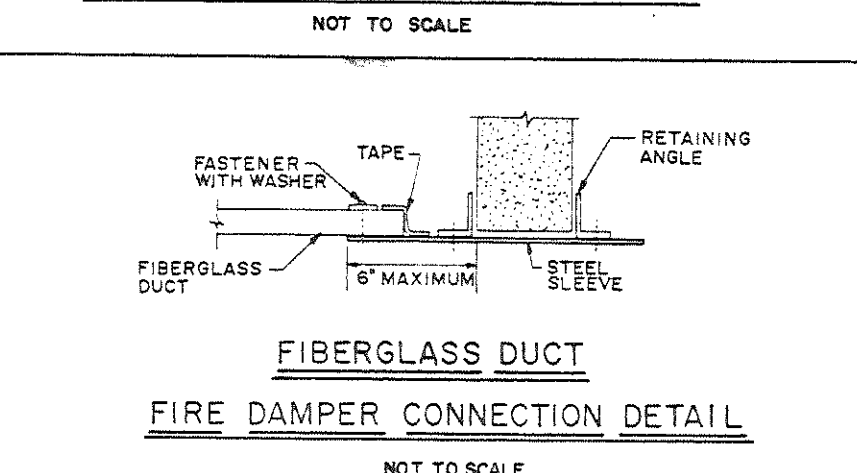
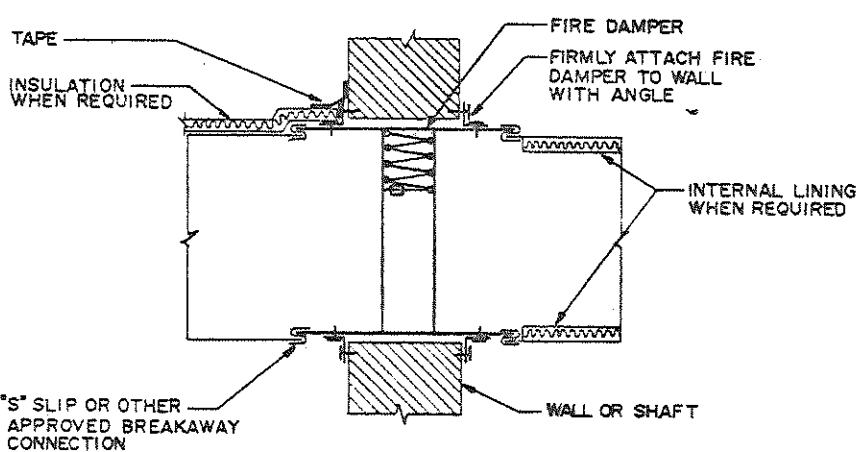
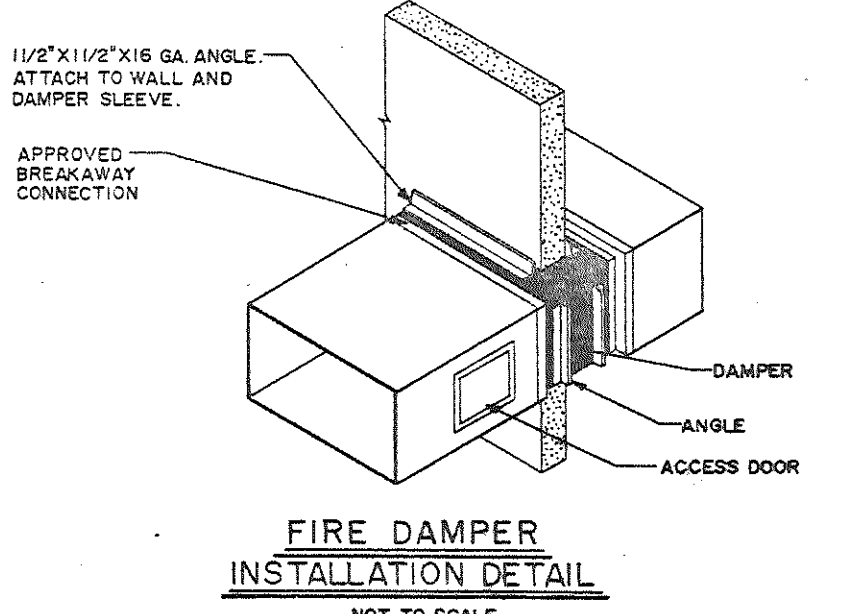
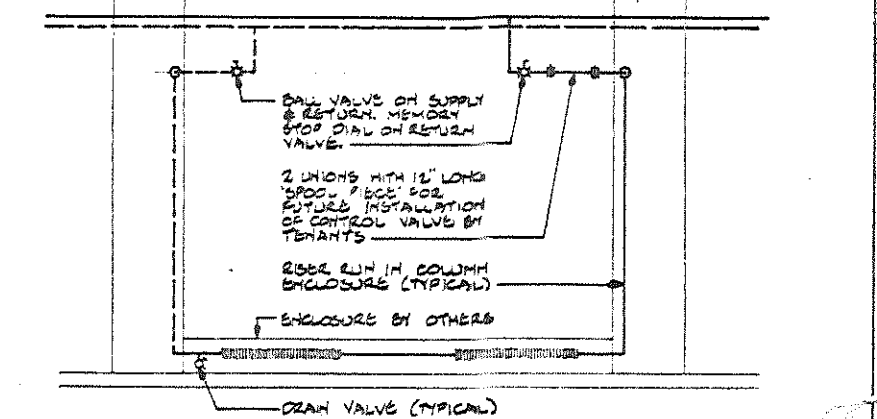
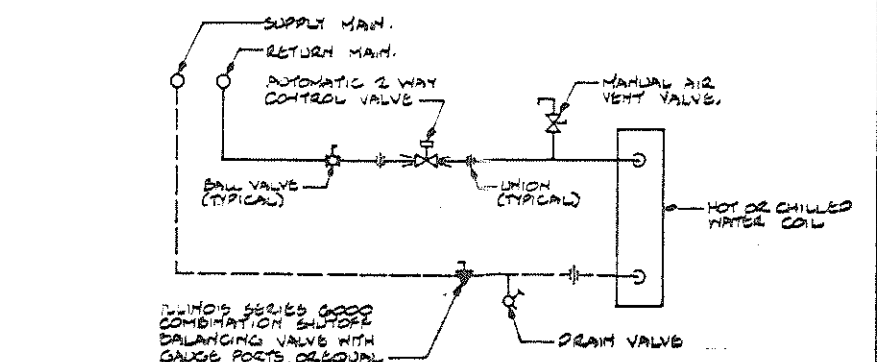
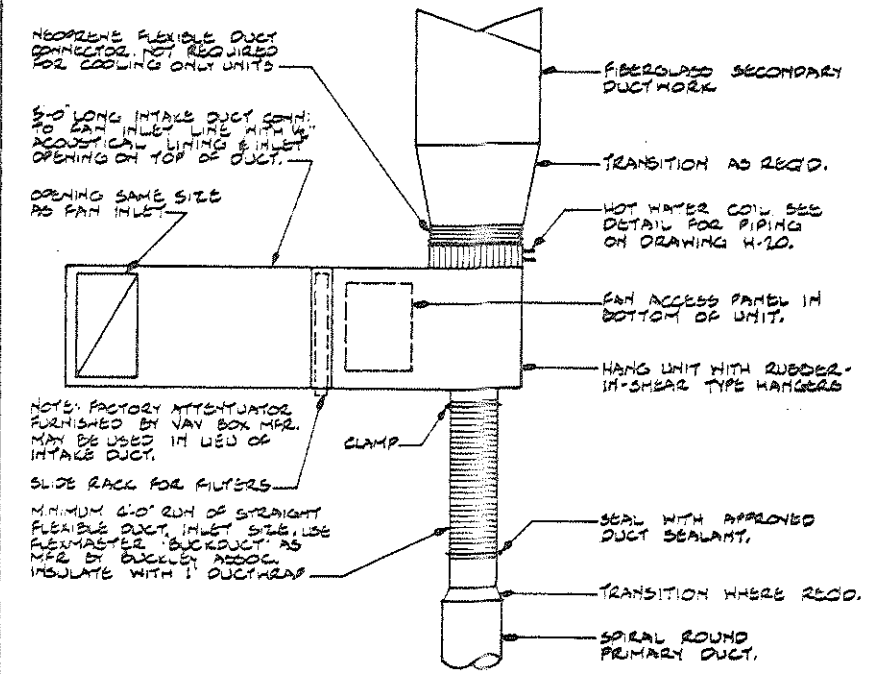
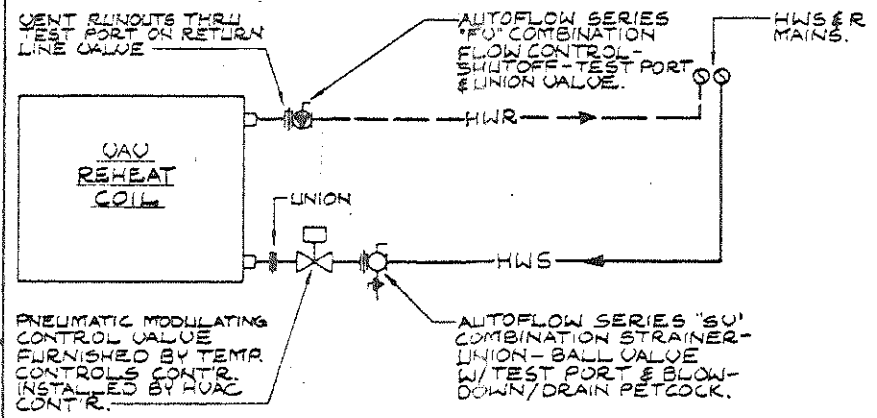
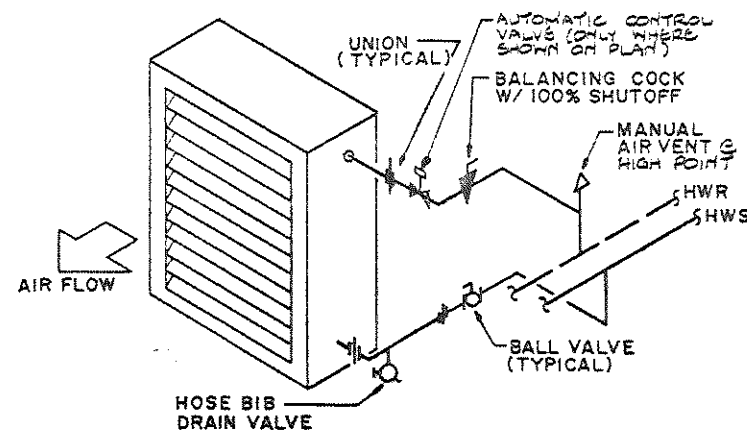
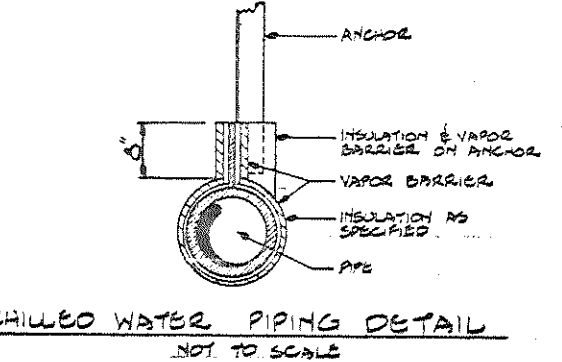
AIR RISER DIAGRAMS

DRAWN J.P.  
CHECKED S.L.  
DATE MAY 1, 1985  
SCALE AS SHOWN  
JOB NO. 1305

DELETED  
SEE DETAILS ON PWD. H-18



NOTE: WHERE CHILLED WATER IS CARRIED IN PIPES INSULATION WITH VAPOR BARRIER SHALL BE PROVIDED ON ANCHORS, PUMPS AND STUDS TO POINTS BY CLEAR OF PIPE INSULATION.



**BECKET**  
WELTON BECKET ASSOCIATES  
ARCHITECTS AND ENGINEERS  
200 WEST 116TH STREET  
NEW YORK, N.Y. 10030  
TELEPHONE 212-691-1111

**XEROX CENTRAL**  
HARTFORD CONNECTICUT  
XEROX-HARTFORD ASSOCIATES

**CONSULTANTS**  
ARCHITECTURAL  
BRENNAN BEER GORMAN  
515 MADISON AVENUE  
NEW YORK, N.Y. 10022  
212-688-7663

**MECHANICAL**  
BURTON AND VAN HOUTEN, INC.  
10 NORTH MAIN STREET  
WEST HARTFORD, CT 06107  
203-236-2365

**STRUCTURAL**  
LEV ZETLIN ASSOCIATES  
641 AVENUE OF THE AMERICAS  
NEW YORK, N.Y. 10011  
212-761-1300

**LANDSCAPE**  
CRJ Inc.  
571 HOPKINSON STREET  
SIMSBURY, CT 06070  
203-658-1988

INCLUDES ADDENDUM #1

11-25	Δ	AMIFICATION #22
11-89	Δ	BIO PACKAGE #3 TO G.A. FULLER CO.
DATE NO.		REVISIONS

**HVAC DETAILS**

DRAWN J.P.  
CHECKED G.I.  
DATE MAY 1, 1985  
SCALE: NONE  
JOB NO. 1305

47



HVAC ABBREVIATIONS LIST
ARD-1 Air Handling Unit
FCU-1 Fan Coil Unit
CUB-1 Cabinet Unit Heater
UH-1 Unit Heater
RHC-1 Reheat Coil
HX-1 Heat Exchanger
P-1 Pump (In-line or Base Mounted)
IEF-1 In-Line Exhaust Fan
MEF-1 Wall Exhaust Fan
EF-1 Exhaust Fan
RF-1 Relief Fan
PF-1 Pressurization Fan
EXH Exhaust
MBH Thousands of BTU/Hr
T-STAT Thermostat
H/C Heating/Cooling (Comb)
HWS Hot Water Supply
HWR Hot Water Return
CWS Chilled Water Supply
CWR Chilled Water Return
S&R Supply & Return
POS Fuel Oil Supply
FOR Fuel Oil Return
TCP Temperature Control Panel
RAD Radiation
TT Thermal Trip Switch
N.O. Normally Open (Valve)
N.C. Normally Closed (Valve)
FB Duct Transition-Flat on Bottom
FT Duct Transition-Flat on Top
AFF Above Finished Floor
BFF Below Finished Floor
BG Below Grade
PH-1 Exhaust or Intake Air Penthouse
DB Dry Bulb Temperature
WB Wet Bulb Temperature
OA Outside Air
RA Return Air
CFM Cubic Feet per Minute
GPM Gallons per Minute
WG Inches of Water, Gage (Pressure)
SP Static Pressure
ESP External Static Pressure
REQ'D Required
VD Volume Damper
FD Fire Damper
SD Smoke Damper
BDD Back Draft Damper
MD Motorized Damper
AD Access Door
CSD Ceiling Supply Diffuser
CER Ceiling Exhaust Register
CRG Ceiling Return Grille
LSD Linear Supply Diffuser
LSR Linear Return Grille
WSR Wall Supply Register
WER Wall Exhaust Register
WRG Wall Return Grille
WTR Wall Transfer Grille
DG Door Grille
VAV-1 Variable Air Volume (Box)
E.A.T. Entering Air Temperature
EWT Entering Water Temperature
LAT Leaving Air Temperature
LWT Leaving Water Temperature
AT Temperature Difference
APD Air Pressure Drop
WPD Water Pressure Drop
FT Float & Thermostatic Trap
GC Gravity Condensate Line (for General Contractor)
PC Pumped Condensate Line
STM Steam
LPS High Pressure Steam
LPS Low Pressure Steam
HSC Hartford Steam Company

HVAC SYMBOL LIST
Rectangular or Round Air Duct (Plan View)
Duct with 1" Acoustical Lining
Flexible Duct Connection
Supply or Outside Air Duct Up or Supply Diffuser
Supply or Outside Air Duct Down
Return or Exhaust Duct Up or Exhaust Grille
Return or Exhaust Duct Down
Fire Damper in Wall
Volume Damper in Duct
Duct Rise in Direction of Arrow (Airflow)
Duct Drop in Direction of Arrow (Airflow)
Flexible Duct
Direction of Supply or Outside Air
Direction of Return or Exhaust Air
Hot Water or Steam Radiation, Shaded Area Indicates Active Heating Element, Unshaded Indicates Length of Cover
Hot or Chilled Water Supply Line
Hot or Chilled Water Return Line
Air Vent (Manual or Automatic)
Pressure Relief Valve
Gate Valve
Globe Valve
Ball Valve
Balancing Valve
Drain Valve
Check Valve
Butterfly Valve
Backflow Preventer
Strainer W/slow-Off-Valve
OS&T Gate Valve
OS&T Globe Valve
Gauge Patecock
Automatic Motorized Control Valve
3-Way Temperature Modulating Valve
Pressure Reducing Valve
In-Line Expansion Compensator
Union
Anchor
Guides
Direction of Fluid Flow
Pipe Flow Up
Pipe Elbow Down
Takeoff From Top of Main Pipe
Takeoff From Bottom of Main Pipe
Room Thermostat
Float & Thermostatic (IFT) Trap
Bucket Trap
Thermometer
Capped End of Pipe
Flexible Connector
Pressure Gage
SEF-1 ROOF EXHAUST FAN
SEF-2 ROOF EXHAUST FAN
SEF-3 ROOF EXHAUST FAN
SEF-4 ROOF EXHAUST FAN
SEF-5 ROOF EXHAUST FAN
SEF-6 ROOF EXHAUST FAN
SEF-7 ROOF EXHAUST FAN
SEF-8 ROOF EXHAUST FAN
SEF-9 ROOF EXHAUST FAN
SEF-10 ROOF EXHAUST FAN

SMOKE EXHAUST FAN (SEF-1)
HVAC Contractor to furnish and install rooftop smoke exhaust fan as manufactured by Aerovent or approved equal. Fan shall be constructed of 16 gauge steel with venturi fan inlet arranged for windward and damper. Base shall be constructed of 10 gauge steel, windward and 12 gauge steel for down mounting. Housing shall be constructed of 16 gauge steel, windward base and damper components shall have an epoxy primer coating for finish painting by others. Damper shall have fusible link to spring damper open should fan fail to run. Damper shall have gaskets to reduce leakage when closed.
Fan shall be a one-piece hub and propeller assembly of airfoil design and steel construction. Bearings, belts and other drive components to be isolated from exhaust airstream and cooled with outside air by a bearing vent tube. Belts shall be high temperature design, minimum of two req'd. Provide magnetic across line starter with 115V control circuit and two sets of conv. vertical contacts.

ROOF EXHAUST FAN (REF, SEF)
HVAC Contractor shall furnish and install centrifugal roof exhaust fans as manufactured by Penn Ventilator or approved equal. Fans shall be complete with housing, fan wheel, motor, belts, drives & bases. Housings shall be constructed of aluminum with flanged access to service fan and motor. "Dome" models to be spun aluminum. Fan wheels shall be extruded aluminum low-carbon steel balanced at the factory. Bearings shall be grease lubricated, 100,000 hour life. Fan base shall have spun aluminum venturi. Motors shall be permanently mounted on adjustable base with cast iron variable pitch sheaves. For belt driven units, furnish all utility wire, start green, accessories as listed.

DAMPER SCHEDULE
This schedule is to clarify types of dampers required for special control, life safety, fire separation and other applications.
DAMPER SPECIFICATIONS
TYPE DESCRIPTION SUGGESTED MFG. & MODEL NO.
F.D.-A U.L. Curtain type fire damper, 1/2 hr rating, U.L. label - type "A" with blade stack in airstream 160°F fusible link unless noted otherwise. Air Balance #19 AL or approved equal.
F.D.-B U.L. Curtain type fire damper, 1/2 hr rating, U.L. label - type "B" with blade stack out of airstream. 160°F fusible link unless noted otherwise. Air Balance #19 BC or approved equal.
F.D.-C U.L. Curtain type fire damper, 1/2 hr rating, U.L. label - type "C" with blade and frame out of airstream and duct collar. 160°F fusible link unless noted otherwise. Air Balance #19 CL or approved equal.
M.D.-A Extruded aluminum airfoil type control damper, with parallel blades, motorize base, eave and frame seals. Extruded aluminum blade shafts with positive blade to shaft locking arrangement. Shaft bearings to be non-ferrous, sealed 200°F. Leakage of less than 2% at 5" w.g. static pressure. Johnson Controls #P-100
M.D.-B Opposed blade control damper, duct mounted with 15 ea. galvanized steel blades, 2 ea. galvanized steel blades, re-plateable EPDM gasket seals, stainless steel edge seals, oil impregnated shaft bearings. Leakage rate shall not exceed 3 CFM/PSF @ 1" w.g. static pressure. Johnson Controls #P-100
M.D.-C Parallel blade control damper, duct mounted with 15 ea. galvanized steel blades, 2 ea. galvanized steel blades, re-plateable EPDM gasket seals, stainless steel edge seals, oil impregnated shaft bearings. Leakage rate shall not exceed 3 CFM/PSF @ 1" w.g. static pressure. Johnson Controls #P-100
S.D.-D Gravity backdraft damper with extruded aluminum blades and frame, neoprene or rubber blade edge seals and counter-balance to maintain required opening pressure. Arrow United type 339.
M.D.-D Parallel blade control damper with 15 ea. galvanized steel blades, plates steel shafts and linkage. U.L. label 1/2 hr. fire/smoke damper. National Controlled Air #P20-A-8

DUCT FANS
Furnish and install where shown on Plans. Duct mounted, direct drive in-line centrifugal fans as manufactured by Penn Ventilator or approved equal. Fans shall be constructed of 16 gauge steel with fan wheel attached to motor. Housings shall be constructed of heavy gauge steel with permanently lubricated ball bearings for ease of maintenance. Motors shall be capable of 100% overload protection with automatic reset. Furnish fans with duct hanger brackets and belts. Air speed control switches to be mounted on fans. Model numbers and capacities as listed.

TUBERIAL FAN (TEF, SFF, SEF)
HVAC Contractor shall furnish and install tubular fans as manufactured by Aerovent or approved equal. Fans shall be belt driven with rollers out of the airstream. Fan blades shall be non-sparking heavy cast aluminum, airfoil shape with integral cast aluminum hub. Fans shall have anti-static proof, 60V-30-60 Hz unless noted otherwise. Bearings and belts shall be enclosed under fan housing for protection from airstream. Bearings shall be minimum 100,000 hour life, grease lubricated pillow block style. Housing shall be heavy gauge steel with baked enamel finish and shall have access panel for servicing bearings and fan. Furnish magnetic across-line starter with properly sized thermal overload and two sets of convertible contacts and 115V control circuit.

Variable Pitch Axial Fans SFF 142
FAN NO. FLANT MODEL NO. CFM ESP RPM HP REMARKS
SFF-142 Arize PV-01-3-B 10,000 1.6" 1750 5 1150 Startwell Pressurization Fans.

WALL EXHAUST FANS (WEF)
HVAC Contractor shall furnish and install propeller wall exhaust fans as manufactured by Loren Cook or approved equal. Fans shall be complete with wall sleeve, fans, motors, drives and damper mounted on adjustable slide bases. Propellers shall be constructed of cast aluminum. Fan frames shall have a venturi inlet orifice. Furnish across line magnetic starters with thermal overload, 115V control circuit and two sets of convertible contacts for all 38 motors.

Variable Air Volume (VAV) TERMINALS
HVAC Contractor shall submit, with his bid, unit prices for VAV terminals in a format as specified in the General Conditions Instructions for Bidders.
VAV terminals (boxes) shall be low pressure shutoff type with pneumatic controls. Some units shall be direct drive. Units shall be for powered boxes with integral hot water reheat coils. Unit specification shall include maximum height dimension for all sizes shall be 17". All boxes shall be the product of a single manufacturer.
Cases shall be galvanized steel, welded construction, with 1/2" thick, 1-1/2 lb. fiberglass insulation and thermal insulation. Insulation shall meet NFPA 99A maximum heat release shall not exceed 250,000 BTU. Units shall have a cylindrical die cast aluminum air valve or blade damper, capable of linear modulation through its entire range. Large size units (1000, 4000 CFM) shall have vertical slide gate dampers, with equally linear performance. Units shall have factory mounted, shrapnel volume regulators which, upon sensing upstream velocity pressure, reset air valve or damper position to compensate for fluctuating main duct pressure, while maintaining desired outlet CFM.
Fan powered boxes shall be frame parallel configuration type boxes which operate similar to the regular VAV shut-off type with air valve; except that after the air valve has reached a pre-set minimum position, an end switch shall allow the unit's fan on, which draws ceiling plenum air and distributes it to the space. Fan shall be forward curved, centrifugal type, with oil lubricated thermal overload protection, 277 Volt. Fans shall be direct drive, with unit mounted 80% speed static pressure. Fan shall have a backdraft damper.
Fan powered units shall also have a hot water reheat coil sized by unit manufacturer to meet the reheat requirements as listed below for each unit. Coils shall be copper/aluminum constructed fiberglass lined on the unit's plenum inlet. Filters shall allow out the side of the rack access panel in the bottom or side of the unit for servicing the fan.
The unit manufacturer shall furnish the pneumatic damper actuators, and all fan and reversing relays as required.
All units shall be sized for a maximum room sound level of NO-35 assuming a 10 DB attenuation through the ceiling. Maximum unit wide open S.P. loss shall not exceed 0.5" w.g. at nominal flow. All units shall fall open to primary air on loss of pneumatic control air.

DIFFUSERS, REGISTERS, AND GRILLES
HVAC Contractor shall furnish and install diffusers, registers and grilles as specified herein and listed below.
Linear Diffuser, Type "B" shall be Satellite Vertical Heating linear diffuser #B-3010VAP "DynaFuser" as manufactured by Progressive Air Products, Inc. of Costa, California. Units shall be constructed with an integral thermal element which, upon sensing warm supply air, positions the pattern control blades to encourage air circulation. Unit shall have a thermally and acoustically insulated plenum with a round inlet duct collar.

Table with columns: UNIT NO., TRANE CO. MODEL NO., PRIMARY CFM RANGE, HEATING CFM, COIL MSH, COIL GPM, and ΔT. Lists units VAV-1 through VAV-74.

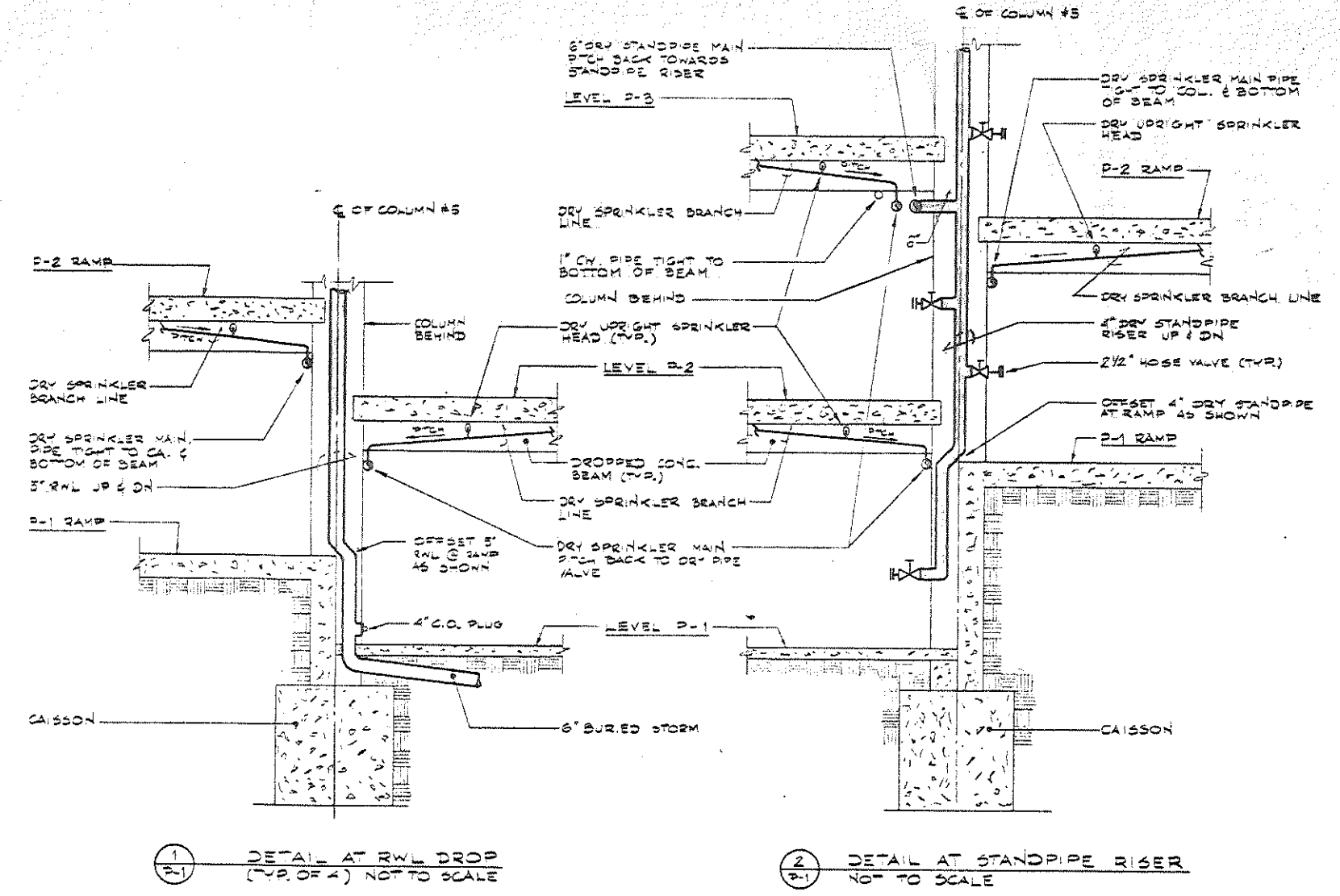
Table with columns: TYPE, MANUFACTURER, MODEL NO., APPLICATION, ACCESSORIES, FINISH, and REMARKS. Lists diffusers, registers, and grilles for various applications.

Table with columns: FAN NO., MODEL NO., CFM, ESP, RPM, HP, VOLTS, DRIVE, ACCESSORIES/REMARKS. Lists various fan models and specifications.

BECKET WELTON BECKET ASSOC ARCHITECTS AND ENGINEERS
XEROX CENTRAL HARTFORD CONNECTICUT
XEROX-HARTFORD ASSOCIATES
CONSULTANTS
ARCHITECTURAL BRENNAN BEER GORMAN
MECHANICAL BURTON AND VAN HOUTEN INC
STRUCTURAL LEV ZETLIN ASSOCIATES
LANDSCAPE CR3 Inc.
INCLUDES ADDENDUM 1
DATE NO. REVISIONS
HVAC SCHEDULE & SYMBOLS LIST
DRAWN BY CHECKED BY DATE 5-1-85 SCALE NONE JOB NO. 1305

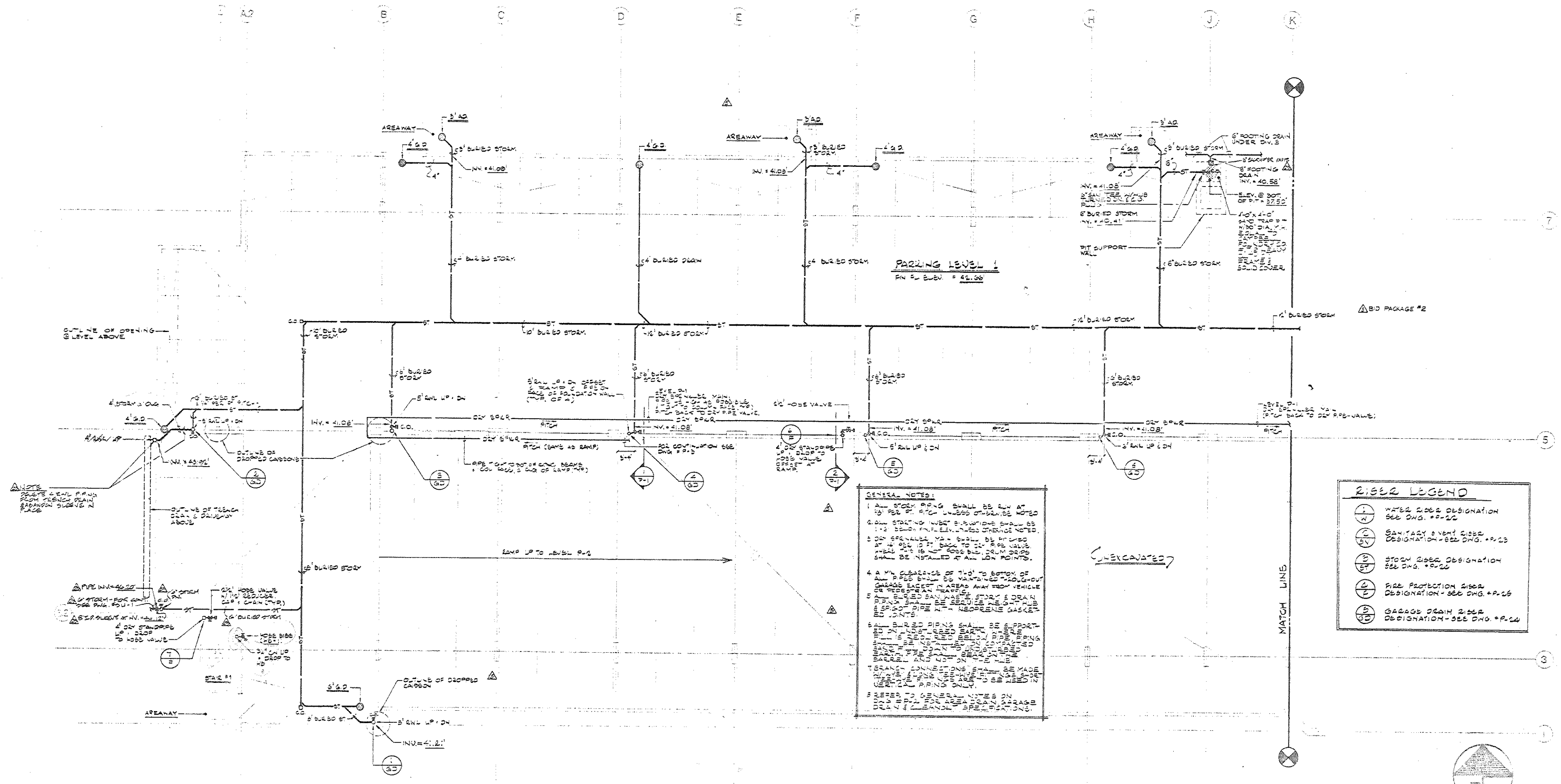






1 DETAIL AT RWL DROP (TYP. OF A) NOT TO SCALE

2 DETAIL AT STANDPIPE RISER NOT TO SCALE



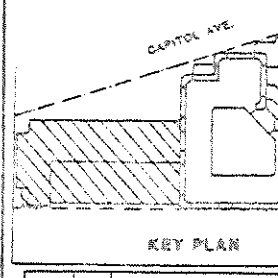
**RISER LEGEND**

1	WATER CLOSET DESIGNATION
2	SEE DNG. #P-22
3	SANITARY VENT CLOSET DESIGNATION - SEE DNG. #P-23
4	STORM CLOSET DESIGNATION - SEE DNG. #P-22
5	FIRE PROTECTION RISER DESIGNATION - SEE DNG. #P-25
6	SAGGED DRAIN RISER DESIGNATION - SEE DNG. #P-24

**GENERAL NOTES:**

1. ALL STORM PIPING SHALL BE RUN AT 1/8" PER FOOT UNLESS OTHERWISE NOTED.
2. DOWN SPRINKLER VALVE SHALL BE INSTALLED AT 16" ABOVE FINISHED FLOOR LEVEL. ALL OTHER VALVES SHALL BE INSTALLED AT ALL LOW POINTS.
3. ALL VALVES SHALL BE VALVED TO BOTTOM OF RAMP UP TO LEVEL P-2.
4. ALL VALVES SHALL BE VALVED TO BOTTOM OF RAMP UP TO LEVEL P-2.
5. ALL VALVES SHALL BE VALVED TO BOTTOM OF RAMP UP TO LEVEL P-2.
6. ALL VALVES SHALL BE VALVED TO BOTTOM OF RAMP UP TO LEVEL P-2.
7. ALL VALVES SHALL BE VALVED TO BOTTOM OF RAMP UP TO LEVEL P-2.
8. ALL VALVES SHALL BE VALVED TO BOTTOM OF RAMP UP TO LEVEL P-2.

2980982



INCLUDES ADDENDUM #1

NO.	DATE	DESCRIPTION
1	11-19-88	ISSUANCE #01
2	12-08-88	REVISION #01 TO D.P. #P-22
3	12-08-88	REVISION #02 TO D.P. #P-22
4	12-08-88	REVISION #03 TO D.P. #P-22
5	12-08-88	REVISION #04 TO D.P. #P-22
6	12-08-88	REVISION #05 TO D.P. #P-22
7	12-08-88	REVISION #06 TO D.P. #P-22
8	12-08-88	REVISION #07 TO D.P. #P-22
9	12-08-88	REVISION #08 TO D.P. #P-22
10	12-08-88	REVISION #09 TO D.P. #P-22
11	12-08-88	REVISION #10 TO D.P. #P-22
12	12-08-88	REVISION #11 TO D.P. #P-22
13	12-08-88	REVISION #12 TO D.P. #P-22
14	12-08-88	REVISION #13 TO D.P. #P-22
15	12-08-88	REVISION #14 TO D.P. #P-22
16	12-08-88	REVISION #15 TO D.P. #P-22
17	12-08-88	REVISION #16 TO D.P. #P-22
18	12-08-88	REVISION #17 TO D.P. #P-22
19	12-08-88	REVISION #18 TO D.P. #P-22
20	12-08-88	REVISION #19 TO D.P. #P-22
21	12-08-88	REVISION #20 TO D.P. #P-22
22	12-08-88	REVISION #21 TO D.P. #P-22
23	12-08-88	REVISION #22 TO D.P. #P-22
24	12-08-88	REVISION #23 TO D.P. #P-22
25	12-08-88	REVISION #24 TO D.P. #P-22
26	12-08-88	REVISION #25 TO D.P. #P-22
27	12-08-88	REVISION #26 TO D.P. #P-22
28	12-08-88	REVISION #27 TO D.P. #P-22
29	12-08-88	REVISION #28 TO D.P. #P-22
30	12-08-88	REVISION #29 TO D.P. #P-22
31	12-08-88	REVISION #30 TO D.P. #P-22
32	12-08-88	REVISION #31 TO D.P. #P-22
33	12-08-88	REVISION #32 TO D.P. #P-22
34	12-08-88	REVISION #33 TO D.P. #P-22
35	12-08-88	REVISION #34 TO D.P. #P-22
36	12-08-88	REVISION #35 TO D.P. #P-22
37	12-08-88	REVISION #36 TO D.P. #P-22
38	12-08-88	REVISION #37 TO D.P. #P-22
39	12-08-88	REVISION #38 TO D.P. #P-22
40	12-08-88	REVISION #39 TO D.P. #P-22
41	12-08-88	REVISION #40 TO D.P. #P-22
42	12-08-88	REVISION #41 TO D.P. #P-22
43	12-08-88	REVISION #42 TO D.P. #P-22
44	12-08-88	REVISION #43 TO D.P. #P-22
45	12-08-88	REVISION #44 TO D.P. #P-22
46	12-08-88	REVISION #45 TO D.P. #P-22
47	12-08-88	REVISION #46 TO D.P. #P-22
48	12-08-88	REVISION #47 TO D.P. #P-22
49	12-08-88	REVISION #48 TO D.P. #P-22
50	12-08-88	REVISION #49 TO D.P. #P-22
51	12-08-88	REVISION #50 TO D.P. #P-22
52	12-08-88	REVISION #51 TO D.P. #P-22
53	12-08-88	REVISION #52 TO D.P. #P-22
54	12-08-88	REVISION #53 TO D.P. #P-22
55	12-08-88	REVISION #54 TO D.P. #P-22
56	12-08-88	REVISION #55 TO D.P. #P-22
57	12-08-88	REVISION #56 TO D.P. #P-22
58	12-08-88	REVISION #57 TO D.P. #P-22
59	12-08-88	REVISION #58 TO D.P. #P-22
60	12-08-88	REVISION #59 TO D.P. #P-22
61	12-08-88	REVISION #60 TO D.P. #P-22
62	12-08-88	REVISION #61 TO D.P. #P-22
63	12-08-88	REVISION #62 TO D.P. #P-22
64	12-08-88	REVISION #63 TO D.P. #P-22
65	12-08-88	REVISION #64 TO D.P. #P-22
66	12-08-88	REVISION #65 TO D.P. #P-22
67	12-08-88	REVISION #66 TO D.P. #P-22
68	12-08-88	REVISION #67 TO D.P. #P-22
69	12-08-88	REVISION #68 TO D.P. #P-22
70	12-08-88	REVISION #69 TO D.P. #P-22
71	12-08-88	REVISION #70 TO D.P. #P-22
72	12-08-88	REVISION #71 TO D.P. #P-22
73	12-08-88	REVISION #72 TO D.P. #P-22
74	12-08-88	REVISION #73 TO D.P. #P-22
75	12-08-88	REVISION #74 TO D.P. #P-22
76	12-08-88	REVISION #75 TO D.P. #P-22
77	12-08-88	REVISION #76 TO D.P. #P-22
78	12-08-88	REVISION #77 TO D.P. #P-22
79	12-08-88	REVISION #78 TO D.P. #P-22
80	12-08-88	REVISION #79 TO D.P. #P-22
81	12-08-88	REVISION #80 TO D.P. #P-22
82	12-08-88	REVISION #81 TO D.P. #P-22
83	12-08-88	REVISION #82 TO D.P. #P-22
84	12-08-88	REVISION #83 TO D.P. #P-22
85	12-08-88	REVISION #84 TO D.P. #P-22
86	12-08-88	REVISION #85 TO D.P. #P-22
87	12-08-88	REVISION #86 TO D.P. #P-22
88	12-08-88	REVISION #87 TO D.P. #P-22
89	12-08-88	REVISION #88 TO D.P. #P-22
90	12-08-88	REVISION #89 TO D.P. #P-22
91	12-08-88	REVISION #90 TO D.P. #P-22
92	12-08-88	REVISION #91 TO D.P. #P-22
93	12-08-88	REVISION #92 TO D.P. #P-22
94	12-08-88	REVISION #93 TO D.P. #P-22
95	12-08-88	REVISION #94 TO D.P. #P-22
96	12-08-88	REVISION #95 TO D.P. #P-22
97	12-08-88	REVISION #96 TO D.P. #P-22
98	12-08-88	REVISION #97 TO D.P. #P-22
99	12-08-88	REVISION #98 TO D.P. #P-22
100	12-08-88	REVISION #99 TO D.P. #P-22
101	12-08-88	REVISION #100 TO D.P. #P-22



CONSULTANTS

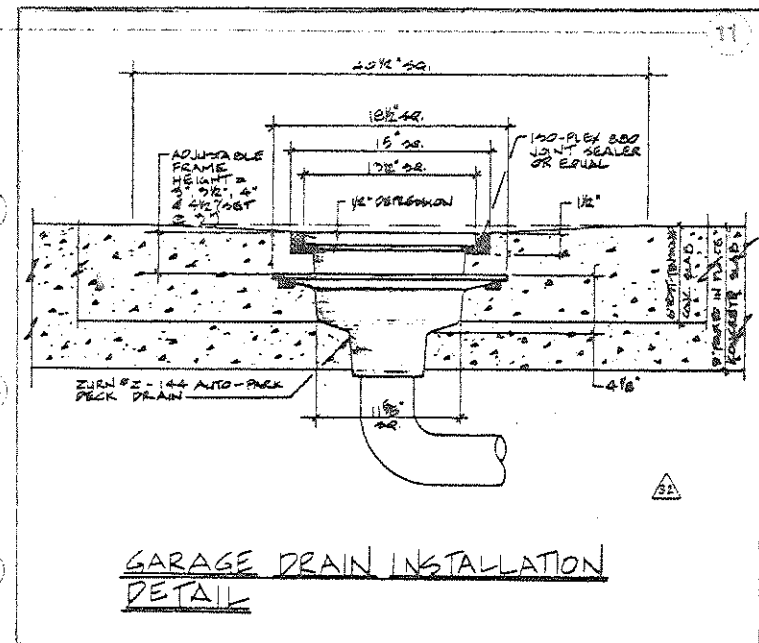
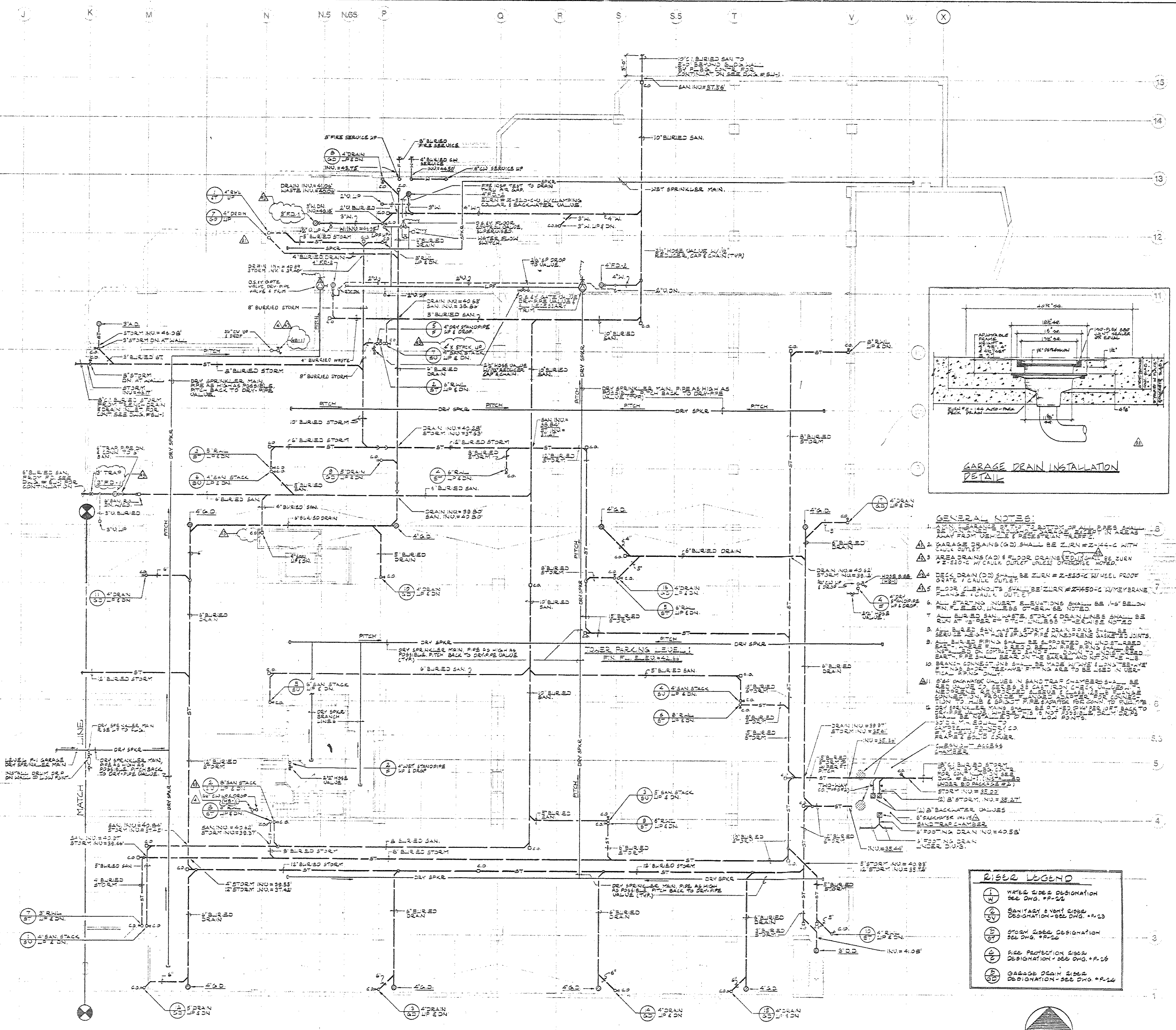
ARCHITECTURAL  
BRENNAN BEER GORMAN  
515 Madison Avenue  
New York, N.Y. 10022  
212-688-7663

MECHANICAL  
BURTON AND VAN HOUTEN, INC.  
10 North Main Street  
New Hartford, CT 06107  
203-236-2365

STRUCTURAL  
LEY ZETLIN ASSOCIATES  
641 Avenue of the Americas  
New York, N.Y. 10011  
212-341-1100

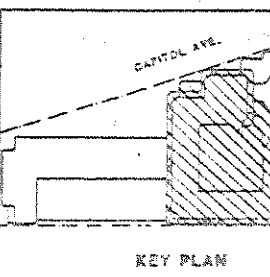
LANDSCAPE

CR3 Inc.  
571 Hopmeadow Street  
Stambury, CT 06470  
203-658-1988



- GENERAL NOTES:**
1. MAIN TIERAGE OF TOP TO BOTTOM OF ALL PIPES SHALL BE AS SHOWN FROM DELETED TO BE SET IN AREAS.
  2. GARAGE DRAINS (GD) SHALL BE ZURN #Z-44-C WITH CAULK OUTLET.
  3. AREA DRAINS (AD) & FLOOR DRAINS (FD) SHALL BE ZURN #Z-52-C W/ CAULK OUTLET UNLESS OTHERWISE NOTED.
  4. DECK DRAIN (DD) SHALL BE ZURN #Z-55-C W/ WHEEL PROOF GRATE / CAULK OUTLET.
  5. FLOOR CLEANOUTS SHALL BE ZURN #Z-45-C W/ W/ W/ VERANE FRAME / CAULK OUTLET.
  6. ALL STARTING INVERT ELEVATIONS SHALL BE 1/8\"/>
  - 7. ALL BURIED SANITARY, STORM & DRAIN LINES SHALL BE BURIED SANITARY, STORM & DRAIN PIPES IN PRECAST CONCRETE SLABS.
  - 8. ALL BURIED PIPES SHALL BE SUPPORTED ON UNDEGRADED BRICK OR CONCRETE BLOCKS. PIPES SHALL BE SUPPORTED BY BRICK OR CONCRETE BLOCKS. PIPES SHALL BE SUPPORTED BY BRICK OR CONCRETE BLOCKS.
  - 9. DRY SPRINKLER MAINS SHALL BE 1/2\"/>
  - 10. BRACK CONNECTORS SHALL BE MADE AT THE POINT OF BRACK CONNECTIONS AND SHALL BE MADE AT THE POINT OF BRACK CONNECTIONS.
  - 11. BACKWATER VALVES IN SAND TRAP CHAMBERS SHALL BE USED AS SHOWN. SEE SPEC. SECTION 28-00 FOR DETAILS.
  - 12. DRY SPRINKLER MAINS SHALL BE 1/2\"/>
  - 13. DRY SPRINKLER MAINS SHALL BE 1/2\"/>
  - 14. DRY SPRINKLER MAINS SHALL BE 1/2\"/>
  - 15. DRY SPRINKLER MAINS SHALL BE 1/2\"/>

RISER LEGEND	
W	WATER RISER DESIGNATION SEE DWG. #P-22
SV	SANITARY & VENT RISER DESIGNATION-SEE DWG. #P-23
ST	STORM RISER DESIGNATION SEE DWG. #P-24
FP	FIRE PROTECTION RISER DESIGNATION-SEE DWG. #P-25
GD	GARAGE DRAIN RISER DESIGNATION-SEE DWG. #P-26



INCLUDES ADDENDUM #1

DATE	NO.	REVISIONS
11-95	1	CORRECTION #22
11-95	2	CORRECTION OF GARAGE DRAIN INSTALLATION
11-95	3	TRANSFORMER MU/2
11-95	4	CORRECTION #5 TO BIO INCLUDE #3
11-95	5	ADDENDUM #1 TO END PACKAGE #9
11-95	6	BIO PACKAGE #9 TO END PACKAGE #9
11-95	7	PROGRESS PRINT
11-95	8	BIO PACKAGE #2 TO END PACKAGE #9

PARKING LEVEL  
TOWER PLUMBING  
& FIRE PROTECTION  
PLAN.

DRAWN: ESS  
CHECKED: J.T.  
DATE: MAY 1995  
SCALE: 1/8\"/>



**CONSULTANTS**

**ARCHITECTURAL**

BRENNAN BEER GORMAN  
313 Madison Avenue  
New York, N.Y. 10022  
212-688-7663

**MECHANICAL**

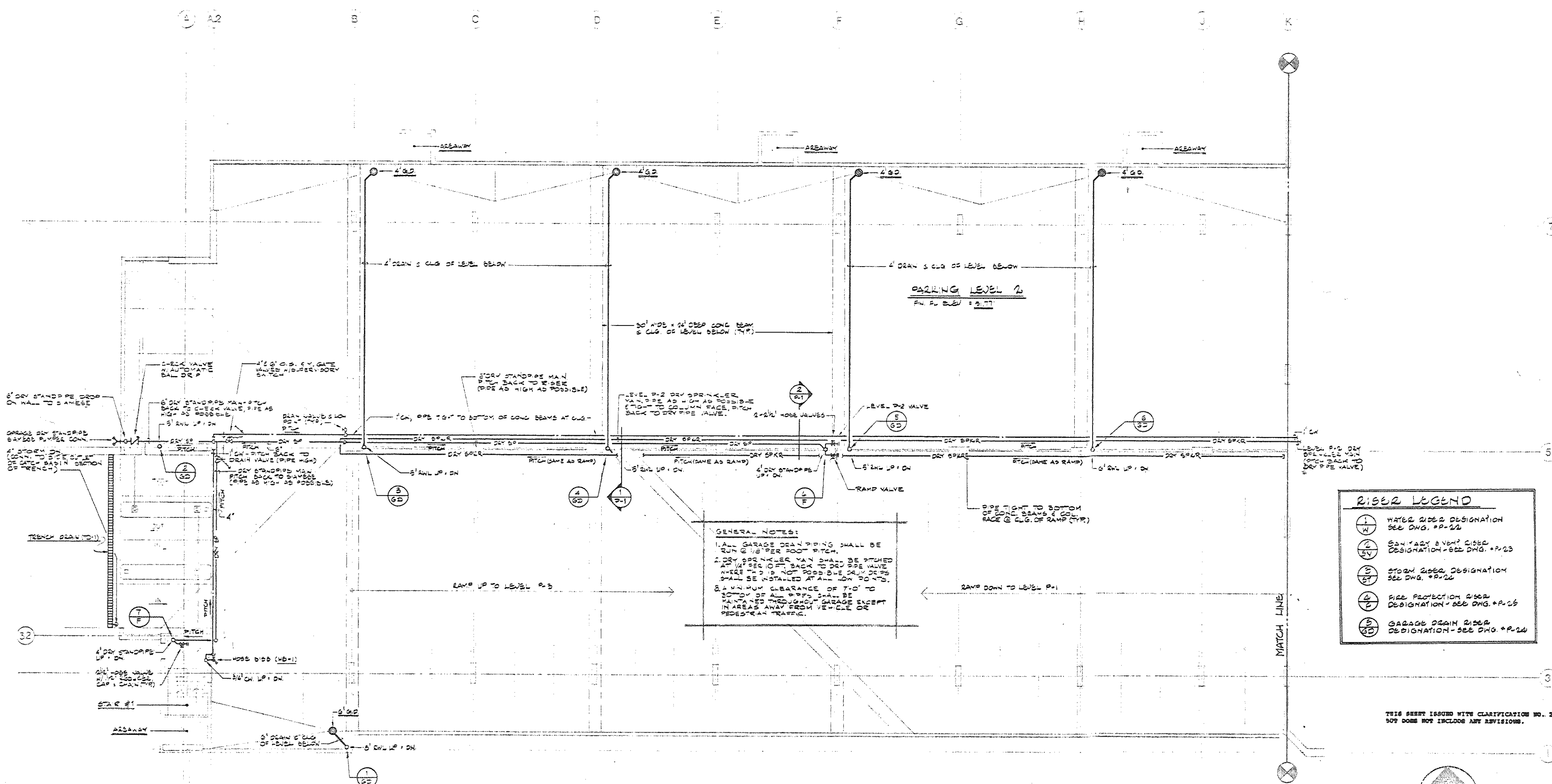
BURTON AND VAN HOUTEN, INC.  
10 North Main Street  
West Hartford, CT 06107  
203-238-2365

**STRUCTURAL**

LEV ZETLIN ASSOCIATES  
641 Avenue of the Americas  
New York, N.Y. 10011  
212-741-1300

**LANDSCAPE**

CR 3 Inc.  
571 Highmeadow Street  
Simsbury, CT 06107  
203-658-1958



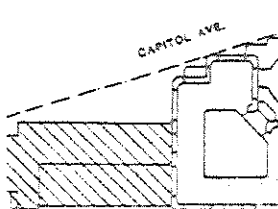
**GENERAL NOTES:**  
1. ALL GARAGE DRAIN PIPING SHALL BE RUN @ 1/8" PER FOOT PITCH.  
2. DRY PIPE RISER MAIN SHALL BE STICHED AND SPACED OUT BACK TO DRY PIPE VALVE WHERE IT IS NOT POSSIBLE OR WHERE STICH BE INSTALLED AT AN ANGLE TO THE MAIN.  
3. A MINIMUM CLEARANCE OF 7'-0" TO BOTTOM OF ALL PIPES SHALL BE MAINTAINED THROUGHOUT GARAGE EXCEPT IN AREAS AWAY FROM VEHICLE OR PEDESTRIAN TRAFFIC.

**RISE LEGEND**

1	WATER RISER DESIGNATION SEE DWG. #P-22
2	DRY PIPE RISER DESIGNATION - SEE DWG. #P-23
3	STANDPIPE RISER DESIGNATION SEE DWG. #P-24
4	FIRE PROTECTION RISER DESIGNATION - SEE DWG. #P-25
5	GARAGE DRAIN RISER DESIGNATION - SEE DWG. #P-26

THIS SHEET ISSUED WITH CLARIFICATION NO. 22,  
BUT DOES NOT INCLUDE ANY REVISIONS.

THIS SHEET ISSUED WITH CLARIFICATION NO. 22,  
BUT DOES NOT INCLUDE ANY REVISIONS.



KEY PLAN

INCLUDES ADDENDUM #1

DATE	NO.	REVISIONS
11-7-85	1	EXERCISE #22
5-1-85	2	BID PACKAGE #3 TO S.A. FULLER 20
4-23-85	3	PROGRESS PERM
11-10-84	4	PROGRESS PERM
11-1-84	5	PROGRESS PERM
8-27-84	6	PROGRESS PERM
8-22-84	7	PROGRESS PERM

PARKING LEVEL  
GARAGE - PLUMBING  
- FIRE PROTECTION

DRAWN: J.S.G.  
CHECKED: G.S.  
DATE: MAY 1, 1985  
SCALE: 1/8" = 1'-0"  
JOB NO. 1305

CONSULTANTS

ARCHITECTURAL

BRENNAN BEER GORMAN  
315 Madison Avenue  
New York, N.Y. 10022  
212-880-1663

MECHANICAL

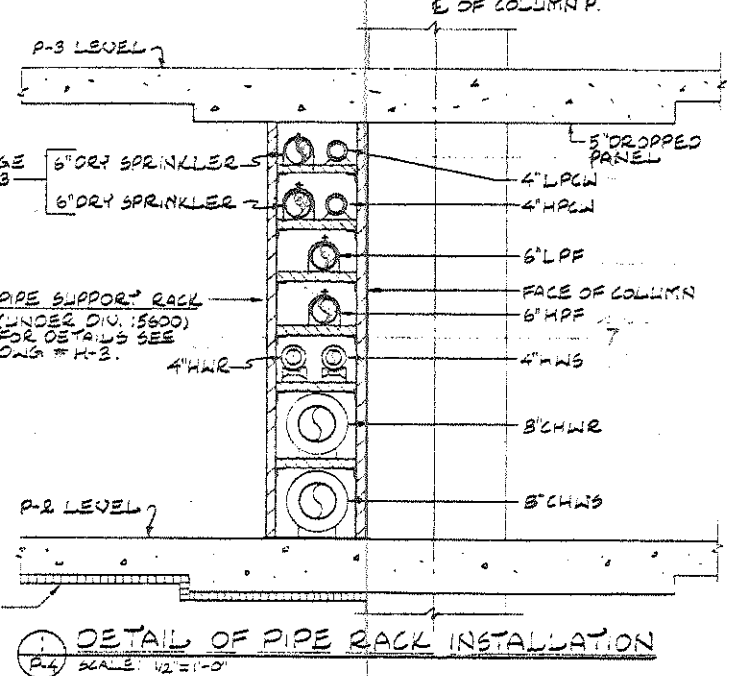
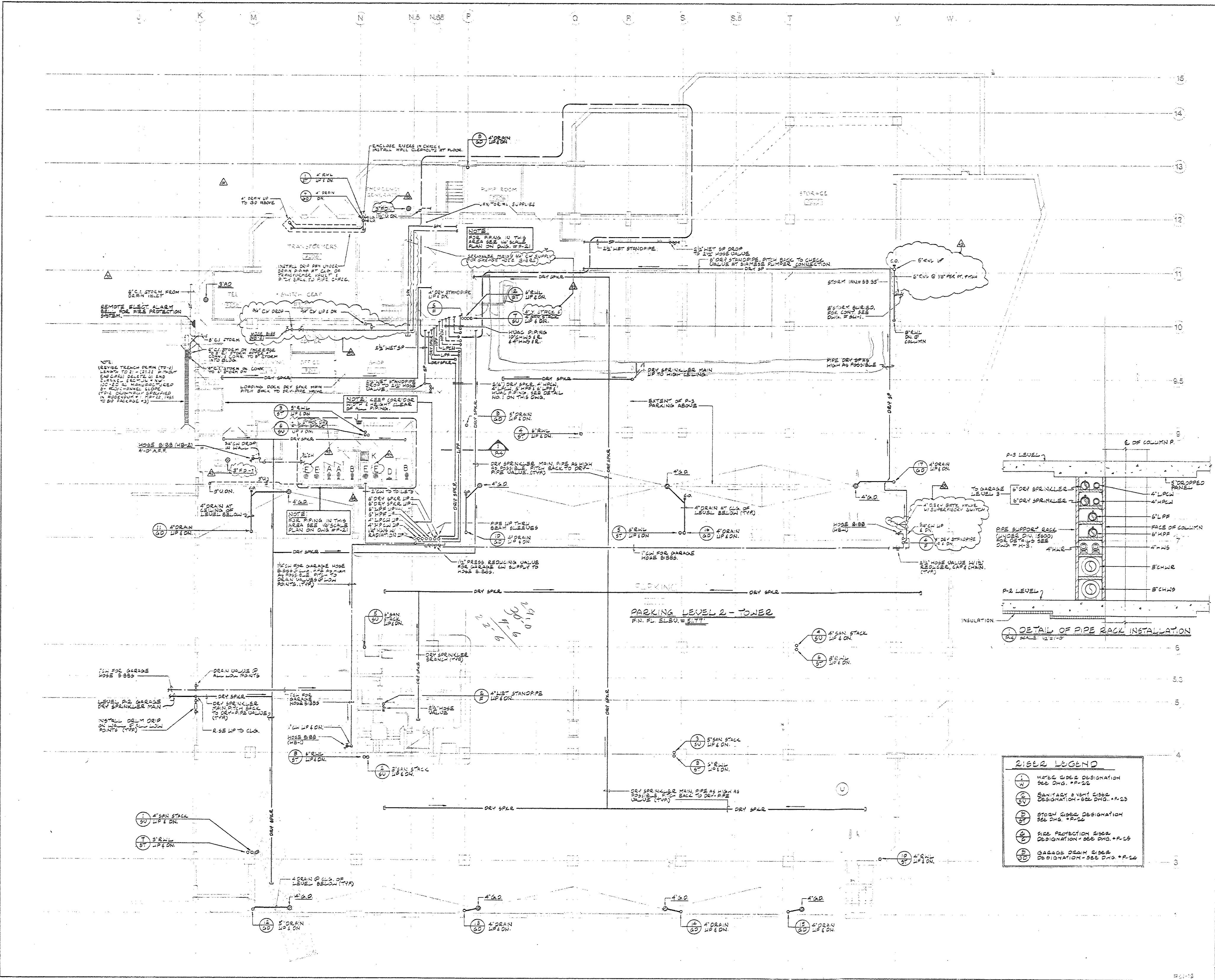
BURTON AND VAN HOUTEN, INC.  
10 North Main Street  
West Hartford, CT 06107  
203-238-2365

STRUCTURAL

LEV ZETLIN ASSOCIATES  
641 Avenue of the Americas  
New York, N.Y. 10011  
212-741-1300

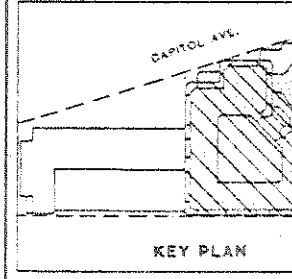
LANDSCAPE

CR 3 Inc.  
571 Hamdenwood Street  
Simbury, CT 06070  
203-658-1982



**RISER LEGEND**

1	WATER MAIN RISER DESIGNATION - SEE DWG. P-22
2	SANITARY & VENT RISER DESIGNATION - SEE DWG. P-23
3	STORM RISER DESIGNATION - SEE DWG. P-24
4	FIRE PROTECTION RISER DESIGNATION - SEE DWG. P-25
5	GARAGE DRAIN RISER DESIGNATION - SEE DWG. P-26



INCLUDES ADDENDUM #1

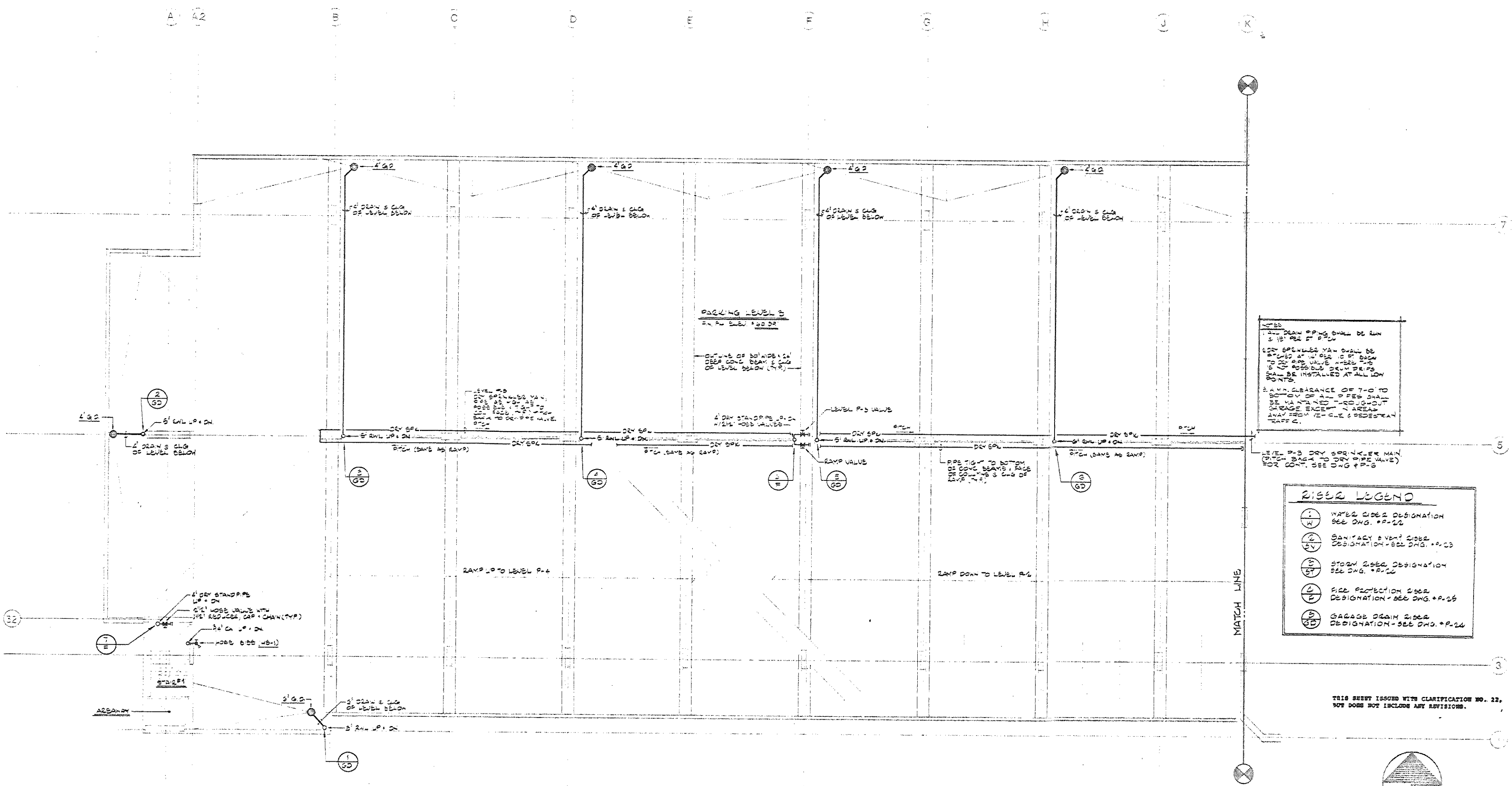
NO.	DATE	REVISIONS
1		CLASSIFICATION = 20
2		TERMINOLOGY PAINT
3		ADD NO. 200
4		ADD PIPING AND RISERS TO GARAGE LEVEL

**PARKING LEVEL 2 - TOWER  
FIRE PROTECTION  
PLAN**  
DRAWN R.S.S.  
CHECKED G.L.  
DATE MAY 1, 1985  
SCALE 1/8" = 1'-0"  
JOB NO. 325

ADMIN. BRASS

**XEROX CENTR**  
HARTFORD CONNECTICUT  
XEROX-HARTFORD ASSOCIATES

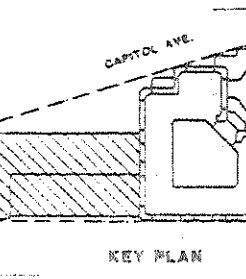
**CONSULTANTS**  
**ARCHITECTURAL**  
BRENNAN BEER GORMAN  
575 Madison Avenue  
New York, N.Y. 10022  
212-688-7663  
**MECHANICAL**  
BURTON AND VAN HOUTEN, INC.  
10 North Main Street  
West Hartford, CT 06107  
203-236-2365  
**STRUCTURAL**  
LEY ZETLIN ASSOCIATES  
641 Avenue of the Americas  
New York, N.Y. 10011  
212-741-1300  
**LANDSCAPE**  
CR: Inc.  
171 Hookwood Street  
Simsbury, CT 06070  
203-658-1984



1. ALL DRAIN PIPES SHALL BE RUN 3" OR MORE ABOVE FINISHED FLOOR LEVELS UNLESS OTHERWISE NOTED.  
2. ALL CLEARANCE OF 7'-0" TO BOTTOM OF ALL PIPES SHALL BE MAINTAINED THROUGHOUT GARAGE EXCEPT IN AREAS AWAY FROM VEHICLE & PEDESTRIAN TRAFFIC.

**RISER LEGEND**

(1)	WATER LINE DESIGNATION SEE DWG. P.P. 22
(2)	SANITARY & VENT LINE DESIGNATION - SEE DWG. P.P. 23
(3)	STORM LINE DESIGNATION - SEE DWG. P.P. 24
(4)	FIRE PROTECTION LINE DESIGNATION - SEE DWG. P.P. 25
(5)	GARAGE DRAIN LINE DESIGNATION - SEE DWG. P.P. 26



INCLUDES ADDENDUM #1

NO.	DATE	CHARACTERIZATION
1	5/1/85	20 PACKAGE #25 TO S.A. FULLER CO.
2	5/1/85	PROGRESS REPORT
3	5/1/85	PROGRESS REPORT
4	5/1/85	PROGRESS REPORT

DATE NO. REVISIONS

**PARKING LEVEL: GARAGE - PLUMBING & FIRE PROTECTION**

DRAWN: LEB  
CHECKED: G1  
DATE: MAY 1, 1985  
SCALE: 1/8"=1'-0"  
JOB NO. 1505

7-

21-13



J K M N N.5 N.6S P Q R S S.S T V W

BECK  
WELTON  
ARCHITECTS  
AND ENGINEERS  
111 HARTFORD AVENUE  
HARTFORD, CT 06103  
TEL: 541-1100

**XEROX**  
**CEN**  
HARTFORD  
CONNECTICUT

XEROX-HART  
ASSOCIATES

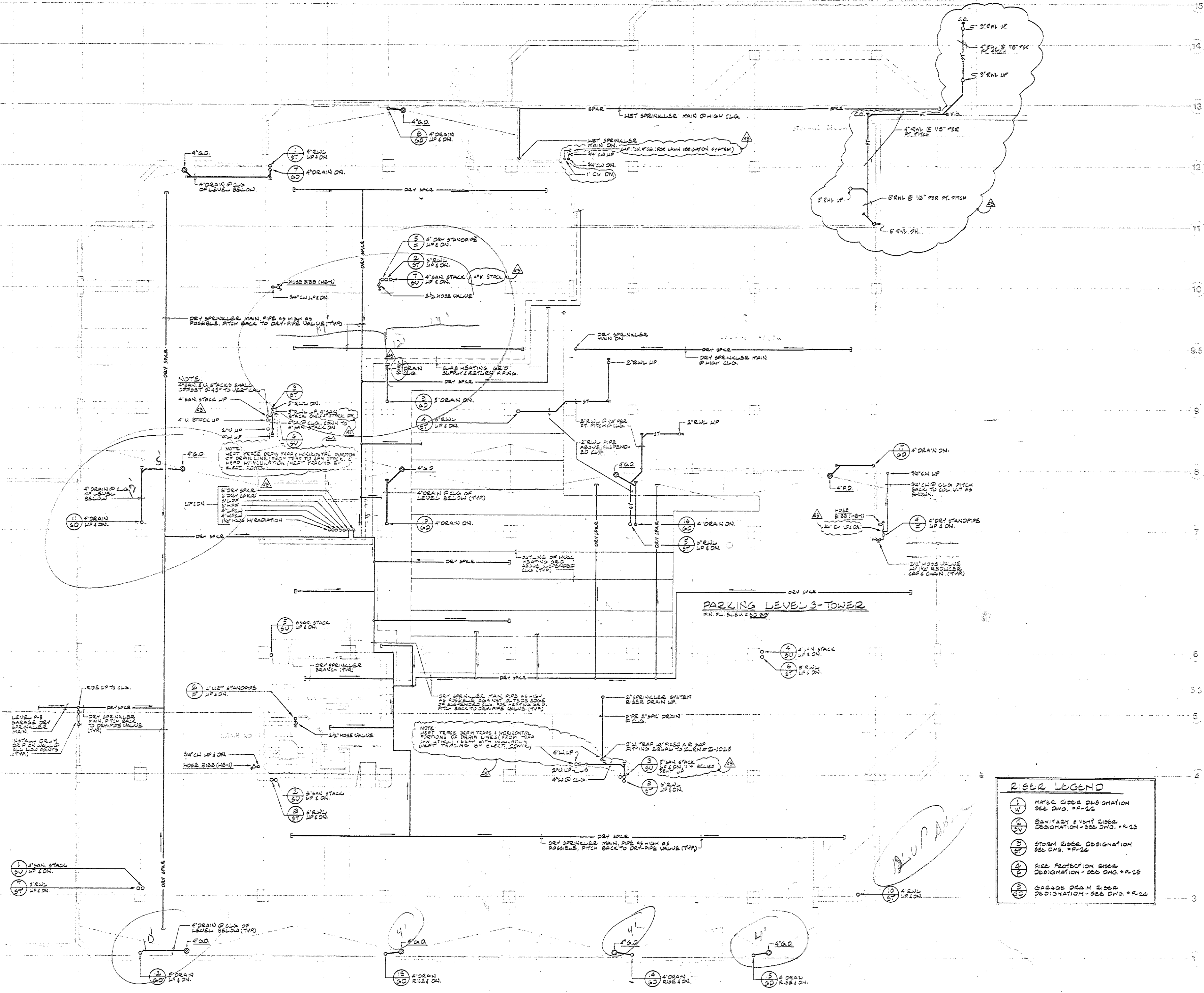
CONSULTANTS

ARCHITECTURAL  
BRENNAN BEER GORMAN  
515 MADISON AVENUE  
NEW YORK, N.Y. 10022  
212-888-7663

MECHANICAL  
BURTON AND VAN HOUTEN INC.  
41 NORTH MAIN STREET  
WEST HARTFORD, CT 06107  
203-236-2365

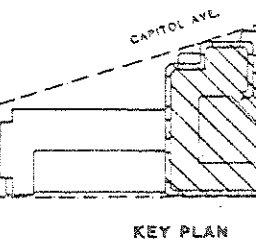
STRUCTURAL  
LEV ZETLIN ASSOCIATES  
641 AVENUE OF THE AMERICAS  
NEW YORK, N.Y. 10011  
212-741-1300

LANDSCAPE  
CRJ Inc.  
571 HOPMEADOW STREET  
SIMONSBURG, CT 06070  
203-654-1988



**RISER LEGEND**

(1) (W)	WATER RISER DESIGNATION SEE DWG. #P-22
(2) (S)	SANITARY & VENT RISER DESIGNATION - SEE DWG. #P-23
(3) (ST)	STORM RISER DESIGNATION SEE DWG. #P-22
(4) (F)	FIRE PROTECTION RISER DESIGNATION - SEE DWG. #P-23
(5) (G)	GARAGE DRAIN RISER DESIGNATION - SEE DWG. #P-24



INCLUDES ADDENDUM

11-78	CLARIFICATION # 2
5-83	BID PACKAGE NO 9 TO G.A. FURNACE CO.
DATE NO.	REVISIONS

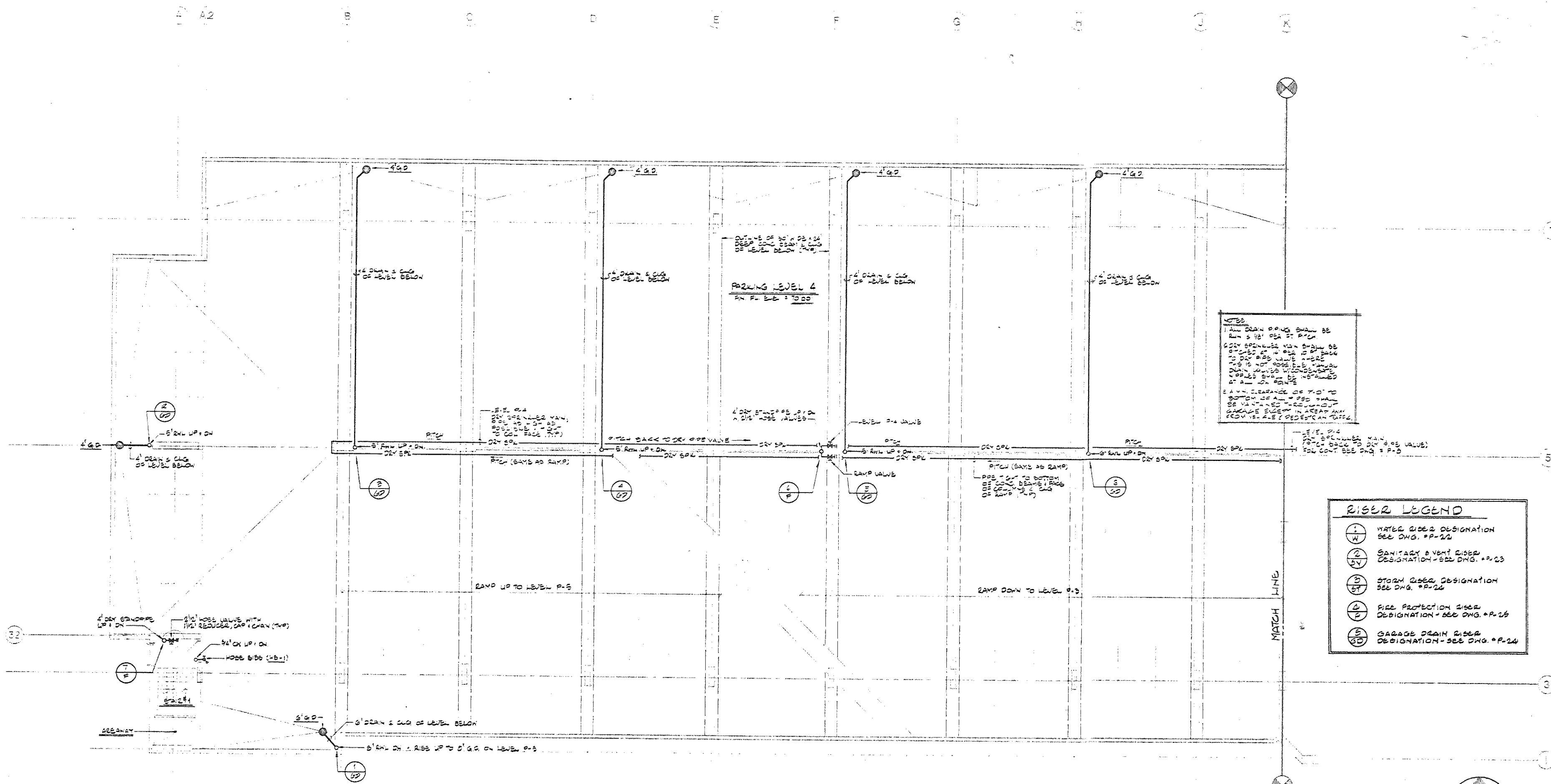
**PARKING LEVEL  
TOWER PLUMBING  
& FIRE PROTECTION  
PLAN**

DRAWN R.S.S.  
CHECKED G.A.I.  
DATE MAY 1, 1985  
SCALE 1/8" = 1'-0"  
JOB NO. 1305

8

#21-3

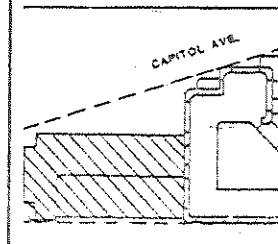
33 MIN. EDGE



NOTES  
1. ALL DRAIN PIPING SHALL BE  
2. ALL PIPING SHALL BE 1/2" DIA. S. C.  
3. ALL PIPING SHALL BE 1/2" DIA. S. C.  
4. ALL PIPING SHALL BE 1/2" DIA. S. C.  
5. ALL PIPING SHALL BE 1/2" DIA. S. C.  
6. ALL PIPING SHALL BE 1/2" DIA. S. C.  
7. ALL PIPING SHALL BE 1/2" DIA. S. C.  
8. ALL PIPING SHALL BE 1/2" DIA. S. C.  
9. ALL PIPING SHALL BE 1/2" DIA. S. C.  
10. ALL PIPING SHALL BE 1/2" DIA. S. C.

**RISER LEGEND**

1	WATER RISER DESIGNATION SEE DWG. P-22
2	SANITARY & VENT RISER DESIGNATION - SEE DWG. P-23
3	STORM RISER DESIGNATION SEE DWG. P-24
4	FIRE PROTECTION RISER DESIGNATION - SEE DWG. P-25
5	GARAGE DRAIN RISER DESIGNATION - SEE DWG. P-26



INCLUDES ADDENDUM 1

DATE	NO.	REVISIONS
11-7-85	1	CLARIFICATION #22
5-1-87	2	BY PACKAGE #22 TO G.A. FULLER, ESQ.
4-28-88	3	FOR P-25, P-26, P-27, P-28, P-29, P-30, P-31, P-32, P-33, P-34, P-35, P-36, P-37, P-38, P-39, P-40, P-41, P-42, P-43, P-44, P-45, P-46, P-47, P-48, P-49, P-50, P-51, P-52, P-53, P-54, P-55, P-56, P-57, P-58, P-59, P-60, P-61, P-62, P-63, P-64, P-65, P-66, P-67, P-68, P-69, P-70, P-71, P-72, P-73, P-74, P-75, P-76, P-77, P-78, P-79, P-80, P-81, P-82, P-83, P-84, P-85, P-86, P-87, P-88, P-89, P-90, P-91, P-92, P-93, P-94, P-95, P-96, P-97, P-98, P-99, P-100

PARKING LEVEL 4  
GARAGE - PLUMBING  
& FIRE PROTECTION

DRAWN 200  
CHECKED 615  
DATE MAY 1, 1985 SHEET P-22  
SCALE 1/8" = 1'-0"  
JOB NO. 1305

THIS SHEET ISSUED WITH CLARIFICATION NO. 22,  
SOY DOES NOT INCLUDE ANY REVISIONS.



#2-13

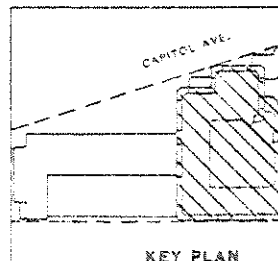
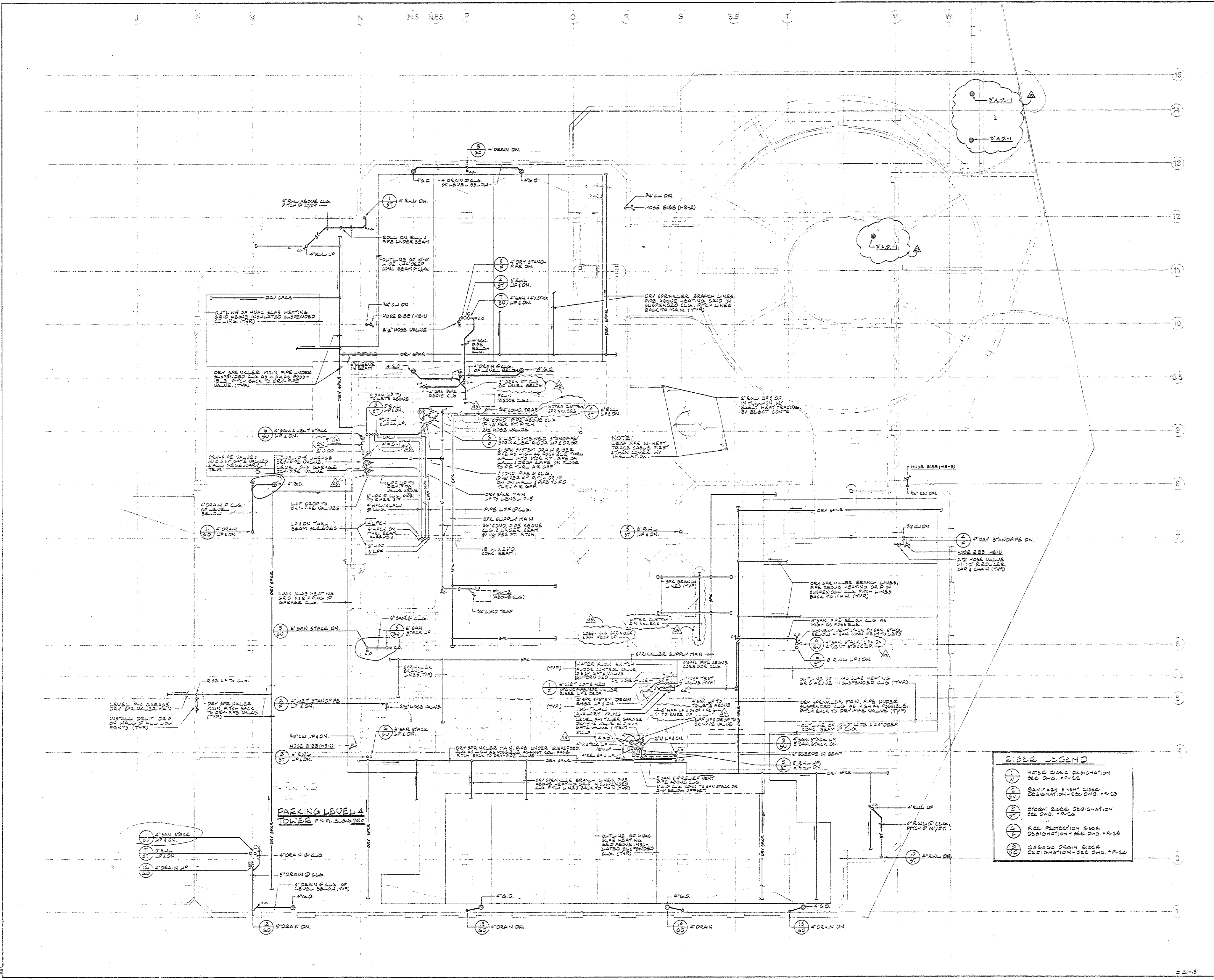


Table with 2 columns: Description and Reference. Includes entries for 'INCLUDES ADDENDUM #', 'DATE NO.', and 'REVISIONS'.

PARKING LEVEL  
TOWER/OFFICE  
FLOOR NO. 1 PLUMB  
& FIRE PROTECTION  
DRAWN R.S.S.  
CHECKED G.L.  
DATE MAY 1, 1985  
SCALE: 1/8" = 1'-0"  
JOB NO. 1305



RISER LEGEND

1	WATER CLOSET DESIGNATION SEE DWG. #P-22
2	SANITARY & VENT CLOSET DESIGNATION - SEE DWG. #P-23
3	STORM CLOSET DESIGNATION SEE DWG. #P-24
4	FIRE PROTECTION RISER DESIGNATION - SEE DWG. #P-25
5	GARAGE DRAIN CLOSET DESIGNATION - SEE DWG. #P-26



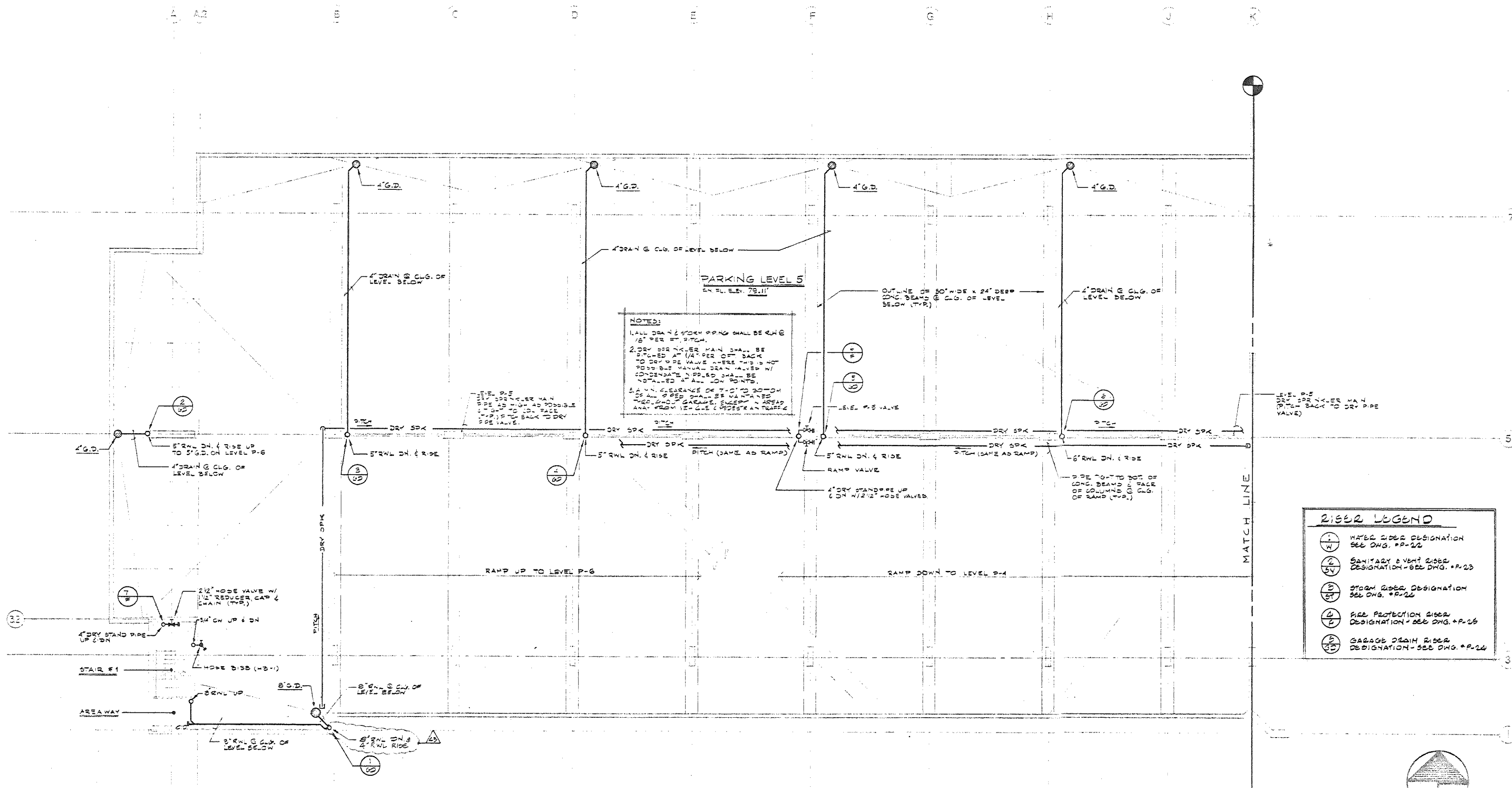
CONSULTANTS

ARCHITECTURAL  
BRENNAN BEER GORMAN  
313 Madison Avenue  
New York, N.Y. 10022  
212-686-1863

MECHANICAL  
BURTON AND VAN HOUTEN, INC.  
10 North Main Street  
West Hartford, CT 06107  
203-236-2365

STRUCTURAL  
LEV ZETLIN ASSOCIATES  
44 Avenue of the Americas  
New York, N.Y. 10011  
212-741-1300

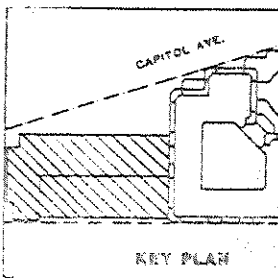
LANDSCAPE  
CR3 Inc.  
571 Hopmeadow Street  
Simsbury, CT 06070  
203-653-1985



NOTES:  
 1. ALL DRAIN & WASTE PIPING SHALL BE 1/8" PER FT. SLOPE.  
 2. DRY DISCONNECT VALVE SHALL BE 5' MIN. FROM BACK TO DRY DISCONNECT VALVE. WHERE THIS IS NOT POSSIBLE, THE VALVE SHALL BE CONDENSED & PLACED AS NEAR AS POSSIBLE TO THE DRY DISCONNECT VALVE.  
 3. A MIN. CLEARANCE OF 7'-0" TO BOTTOM OF ALL RISERS SHALL BE MAINTAINED THROUGHOUT GARAGE. EXCEPT IN AREAS THAT FROM VEHICLE EXHAUST & TRAFFIC.

**RISER LEGEND**

1	WATER RISER DESIGNATION SEE DWG. #P-22
2	SANITARY & VENT RISER DESIGNATION - SEE DWG. #P-23
3	STORM RISER DESIGNATION SEE DWG. #P-22
4	FIRE PROTECTION RISER DESIGNATION - SEE DWG. #P-26
5	GARAGE DRAIN RISER DESIGNATION - SEE DWG. #P-24



INCLUDES ADDENDUM 11

DATE	NO.	REVISIONS
1-7-85	1	CLARIFICATION #22
5-1-85	2	BID PACKAGE #2 TO G.A. FULLER CO.
4-28-85	3	PROGRESS SET
4-28-85	4	PROGRESS SET
5-27-85	5	PROGRESS SET
5-27-85	6	PROGRESS SET

PARKING LEVEL  
GARAGE - PLUMBING  
& FIRE PROTECTION  
PLAN

DRAWN R.S.D.  
CHECKED G.T.  
DATE MAY 1, 1985  
SCALE 1/8" = 1'-0"  
JOB NO. 1505

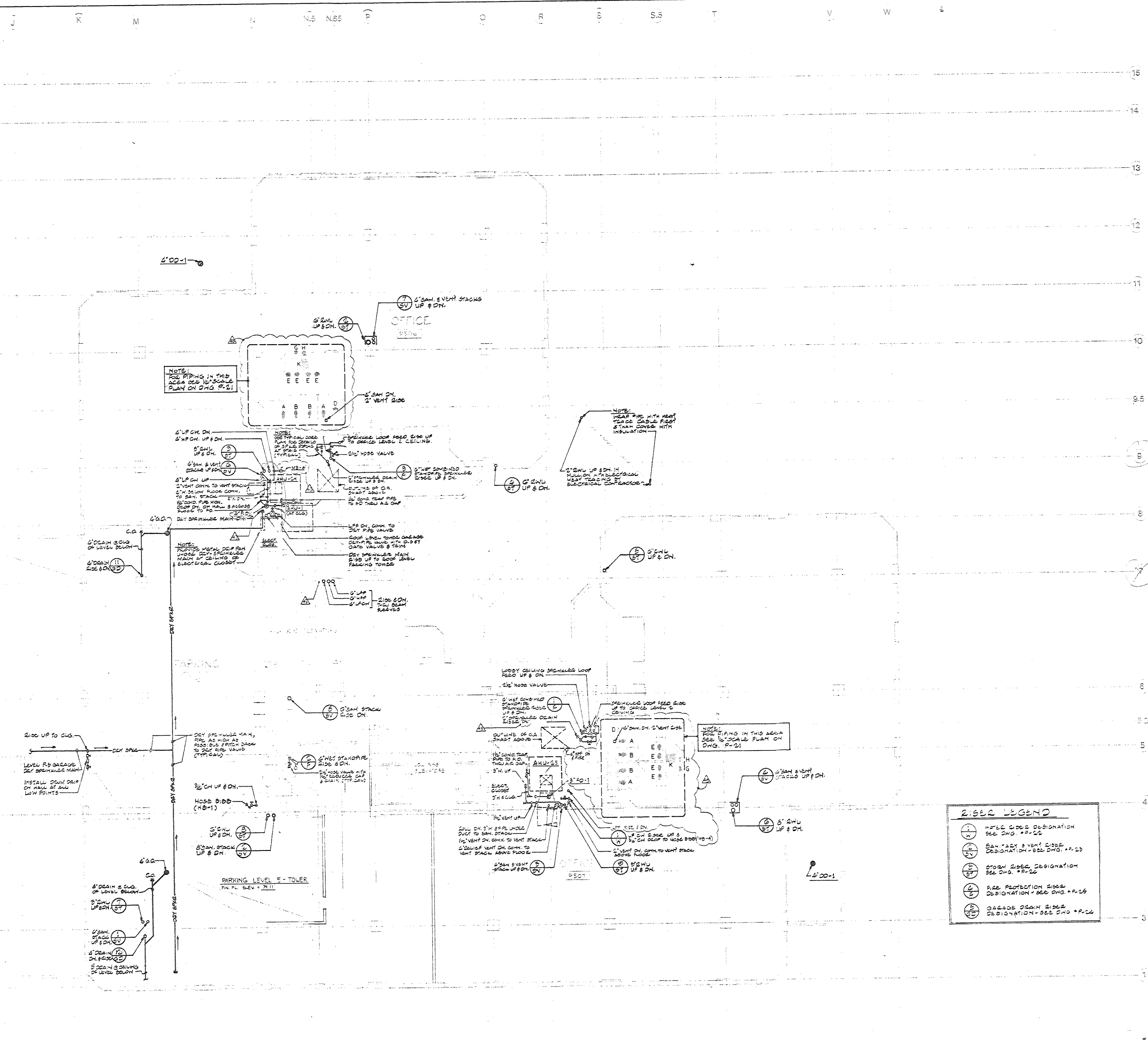
**CONSULTANTS**

**ARCHITECTURAL**  
BRENNAN BEER GORMAN  
315 Madison Avenue  
New York, N.Y. 10017  
212-688-7663

**MECHANICAL**  
BURTON AND VAN HOUTEN, INC.  
10 North Main Street  
West Hartford, CT 06107  
203-236-2365

**STRUCTURAL**  
LEY ZETLIN ASSOCIATES  
641 Avenue of the Americas  
New York, N.Y. 10011  
212-411-1200

**LANDSCAPE**  
CR 3 Inc.  
571 Hypocenters Street  
Simonsville, CT 06070  
203-658-1985



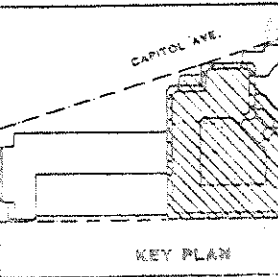
NOTE:  
FOR PIPING IN THIS  
AREA SEE 1/8\"/>

NOTE:  
HEAD END WITH HEAT  
TRAP OF SINKLE RISE  
& TRAP COVER WITH  
INSULATION

NOTE:  
PROVIDE METAL Drip PAN  
UNDER DRY SPRINKLER  
HEADS IN CEILING OF  
ELECTRICAL CLOSET

NOTE:  
FOR PIPING IN THIS AREA  
SEE 1/8\"/>

RISER LEGEND	
(1)	WFE CODE DESIGNATION SEE DWG. #P-22
(2)	WATER & VENT RISER DESIGNATION-SEE DWG. #P-23
(3)	STORM RISER DESIGNATION SEE DWG. #P-22
(4)	FREE PROTECTION RISER DESIGNATION-SEE DWG. #P-26
(5)	GARAGE DRAIN RISER DESIGNATION-SEE DWG. #P-24

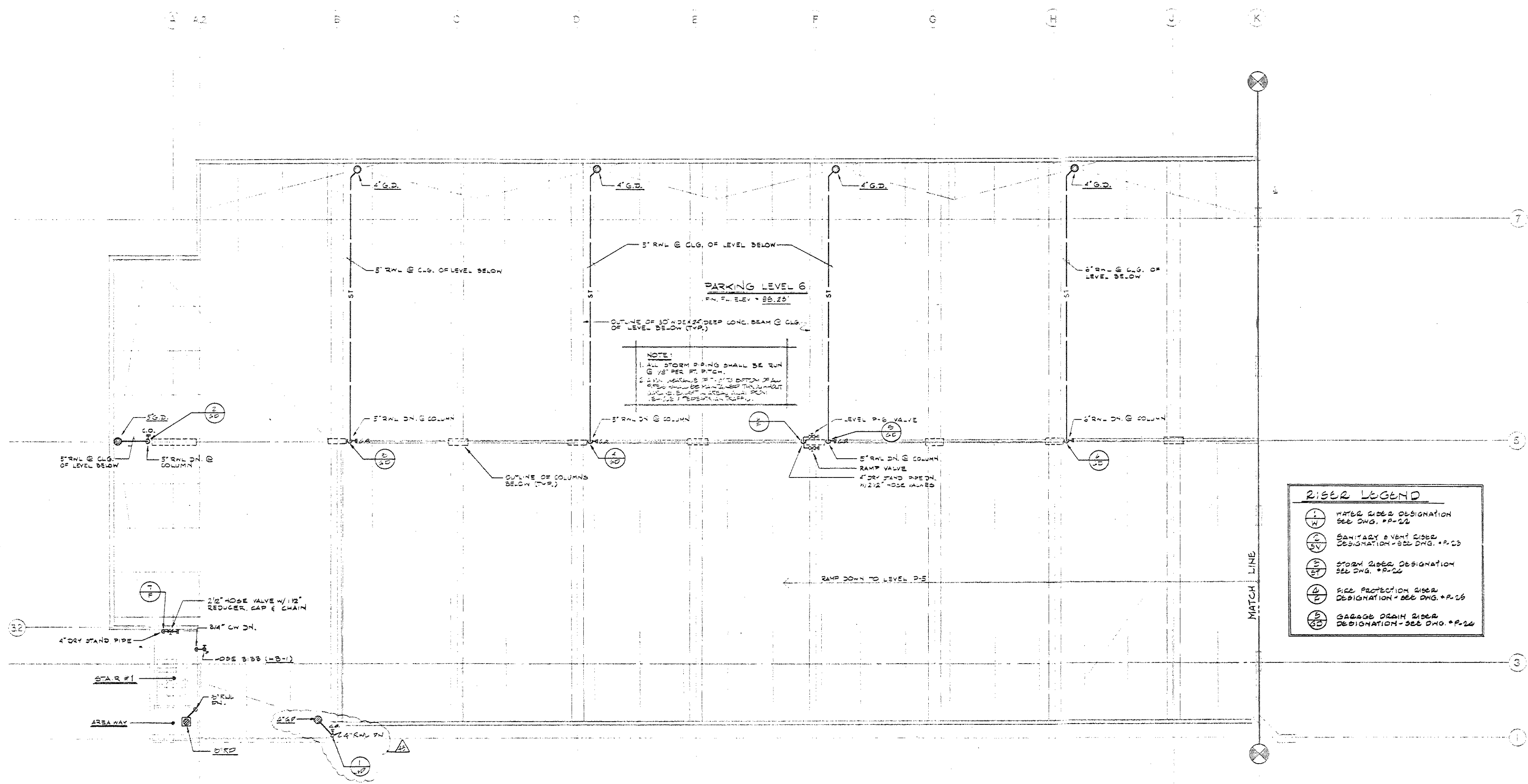


DATE	NO.	REVISIONS
11-9-66	1	CHARACTERIZATION PER DWG. #P-22 TO G.A. FULLER

**PARKING LEVEL 5 - TOWER**  
**OFFICE FLOOR**  
**PLUMBING & FIRE**  
**PROTECTION PLAN**  
DRAWN R.S.S.  
CHECKED G.S.  
DATE MAY 1, 1966  
SCALE: 1/8" = 1'-0"  
JOB NO. 1309

12

75 MN. BASE



**NOTE:**  
 1. ALL STORM DRAIN SHALL BE RUN @ 1/8\"/>

RISER LEGEND	
	WATER SIZE DESIGNATION SEE DWG. #P-22
	SANITARY & VENT SIZE DESIGNATION - SEE DWG. #P-23
	STORM SIZE DESIGNATION SEE DWG. #P-24
	FIRE PROTECTION SIZE DESIGNATION - SEE DWG. #P-25
	GARAGE DRAIN SIZE DESIGNATION - SEE DWG. #P-26

**BECKET**  
 WELTON BECKET ASSOCIATES  
 ARCHITECTS  
 AND ENGINEERS  
 110 MADISON AVE.  
 NEW YORK, N.Y. 10017  
 TEL: 800-541-2200

**XEROX CENTRAL**  
 HARTFORD  
 CONNECTICUT

XEROX-HARTFORD ASSOCIATES

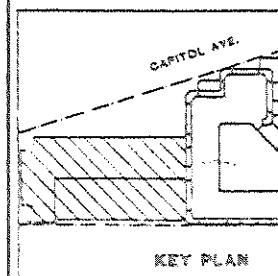
**CONSULTANTS**

**ARCHITECTURAL**  
 BRENNAN BEER GORMAN  
 315 Madison Avenue  
 New York, N.Y. 10022  
 212-880-7663

**MECHANICAL**  
 BURTON AND VAN HOUTEN, INC.  
 10 North Main Street  
 West Hartford, CT 06107  
 203-236-1365

**STRUCTURAL**  
 LEV ZETLIN ASSOCIATES  
 641 Avenue of the Americas  
 New York, N.Y. 10011  
 212-761-1300

**LANDSCAPE**  
 CR 3 Inc.  
 571 Hopmeadow Street  
 Simsbury, CT 06070  
 203-658-1988



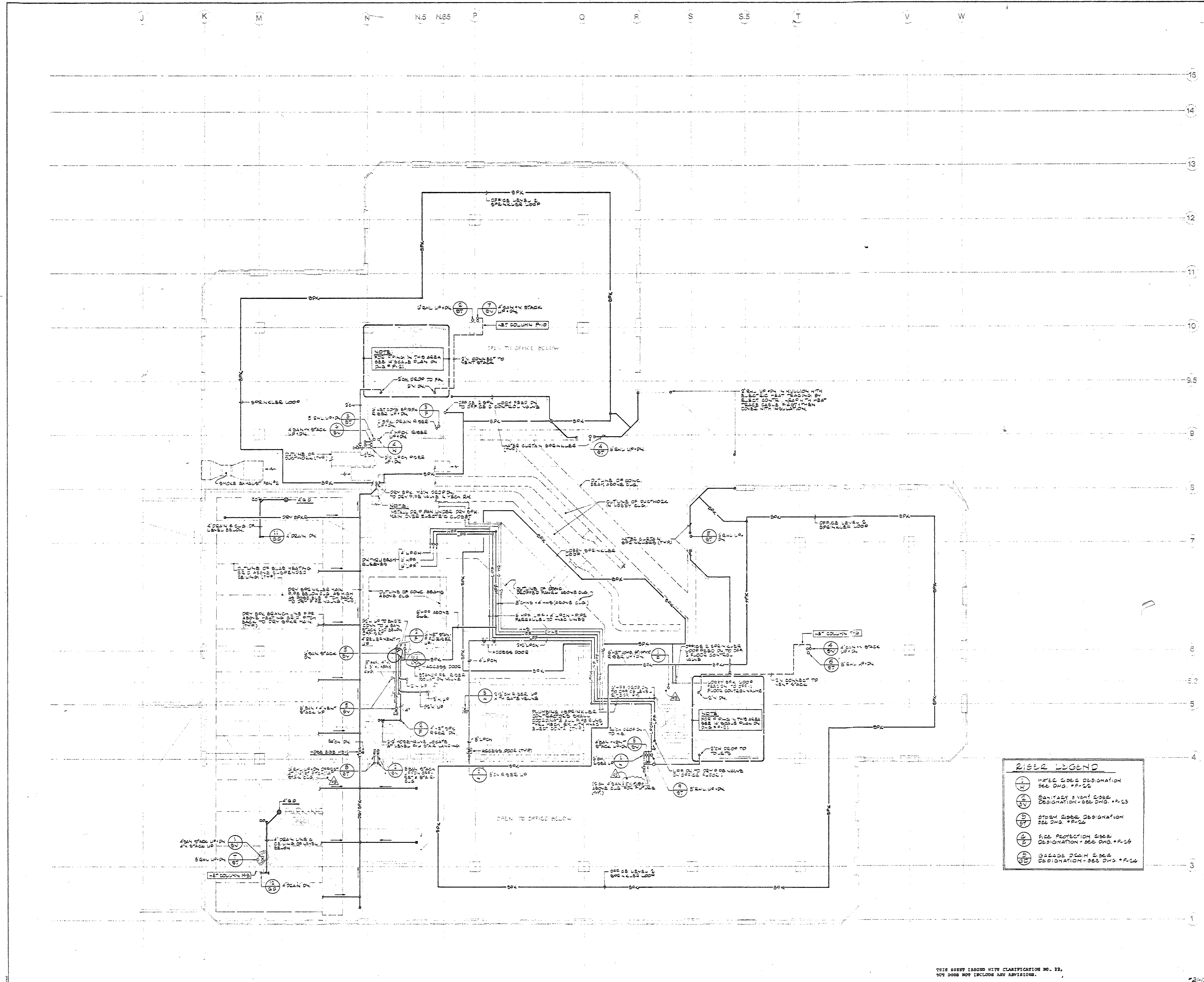
DATE	NO.	REVISIONS

INCLUDES ADDENDUM #1

**ROOF LEVEL  
 PARKING - PLUMBING  
 & FIRE PROTECTION  
 PLAN**

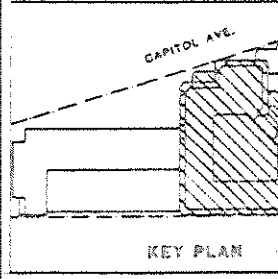
DRAWN R.D.S.  
 CHECKED G.L.  
 DATE MAR 1, 1986  
 JOB NO. 1000





**RISER LEGEND**

1	WATER SUPPLY RISER DESIGNATION - SEE DNG. #P-22
2	COLD WATER RISER DESIGNATION - SEE DNG. #P-22
3	SANITARY & VENT RISER DESIGNATION - SEE DNG. #P-23
4	STORM RISER DESIGNATION - SEE DNG. #P-22
5	FIRE PROTECTION RISER DESIGNATION - SEE DNG. #P-23
6	SEWER & VENT RISER DESIGNATION - SEE DNG. #P-24



INCLUDES ADDENDUM #1

DATE	NO.	REVISIONS
5-1-85	1	ISSUE FOR BIDDING
5-1-85	2	REVISED TO SHOW PLUMBING

**ROOF LEVEL PLUMBING FIRE PROTECTION PLAN**

DRAWN: RSS  
 CHECKED: G.L.  
 DATE: MAY 1, 1985  
 SCALE: 1/8" = 1'-0"  
 JOB NO. 1305

J K M N N.5 N.65 O P S S.5 T V W

**BECKET**  
 WELTON BECKET ASSOCIATES  
 ARCHITECTS  
 AND ENGINEERS  
 100 HARTFORD AVENUE  
 HARTFORD, CONNECTICUT 06103  
 TEL: 860-264-1100

**XEROX CENTRAL**  
 HARTFORD  
 CONNECTICUT

XEROX-HARTFORD  
 ASSOCIATES

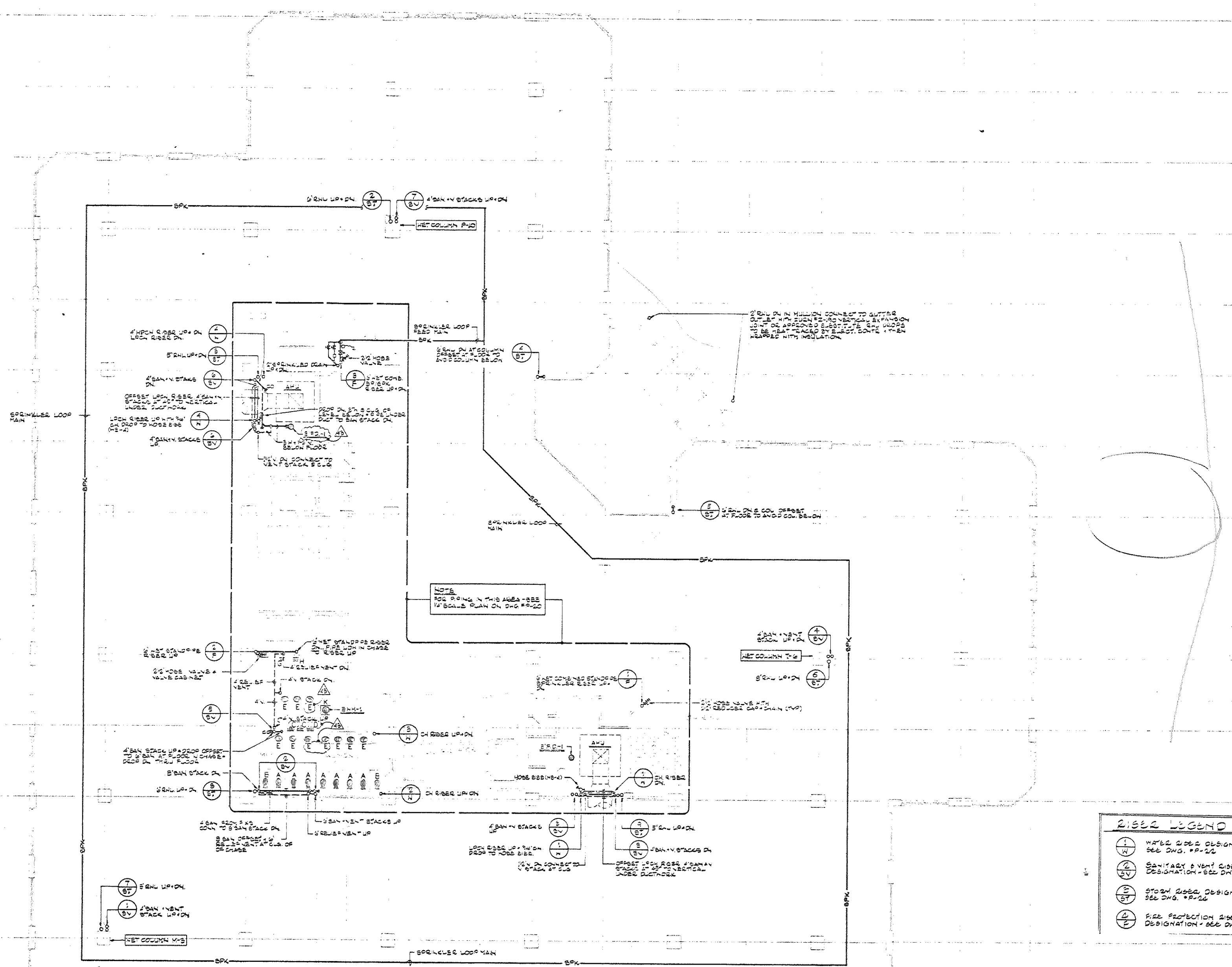
**CONSULTANTS**

**ARCHITECTURAL**  
 BRENNAN BEER GORMAN  
 515 Madison Avenue  
 New York, N.Y. 10022  
 212-688-7667

**MECHANICAL**  
 BURTON AND VAN HOUTEN, INC.  
 10 North Main Street  
 West Hartford, CT 06107  
 203-236-1365

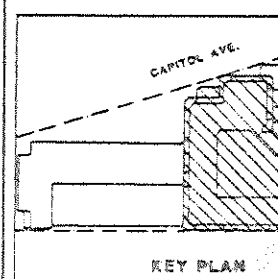
**STRUCTURAL**  
 LEV ZETLIN ASSOCIATES  
 641 Avenue of the Americas  
 New York, N.Y. 10001  
 212-741-1300

**LANDSCAPE**  
 CR.3 Inc.  
 571 Hopmeadow Street  
 Simsbury, CT 06070  
 203-658-1983



**RISER LEGEND**

1	WATER RISER DESIGNATION SEE DNG. #P-22
2	SANITARY & VENT RISER DESIGNATION - SEE DNG. #P-23
3	STORM RISER DESIGNATION SEE DNG. #P-24
4	FIRE PROTECTION RISER DESIGNATION - SEE DNG. #P-25



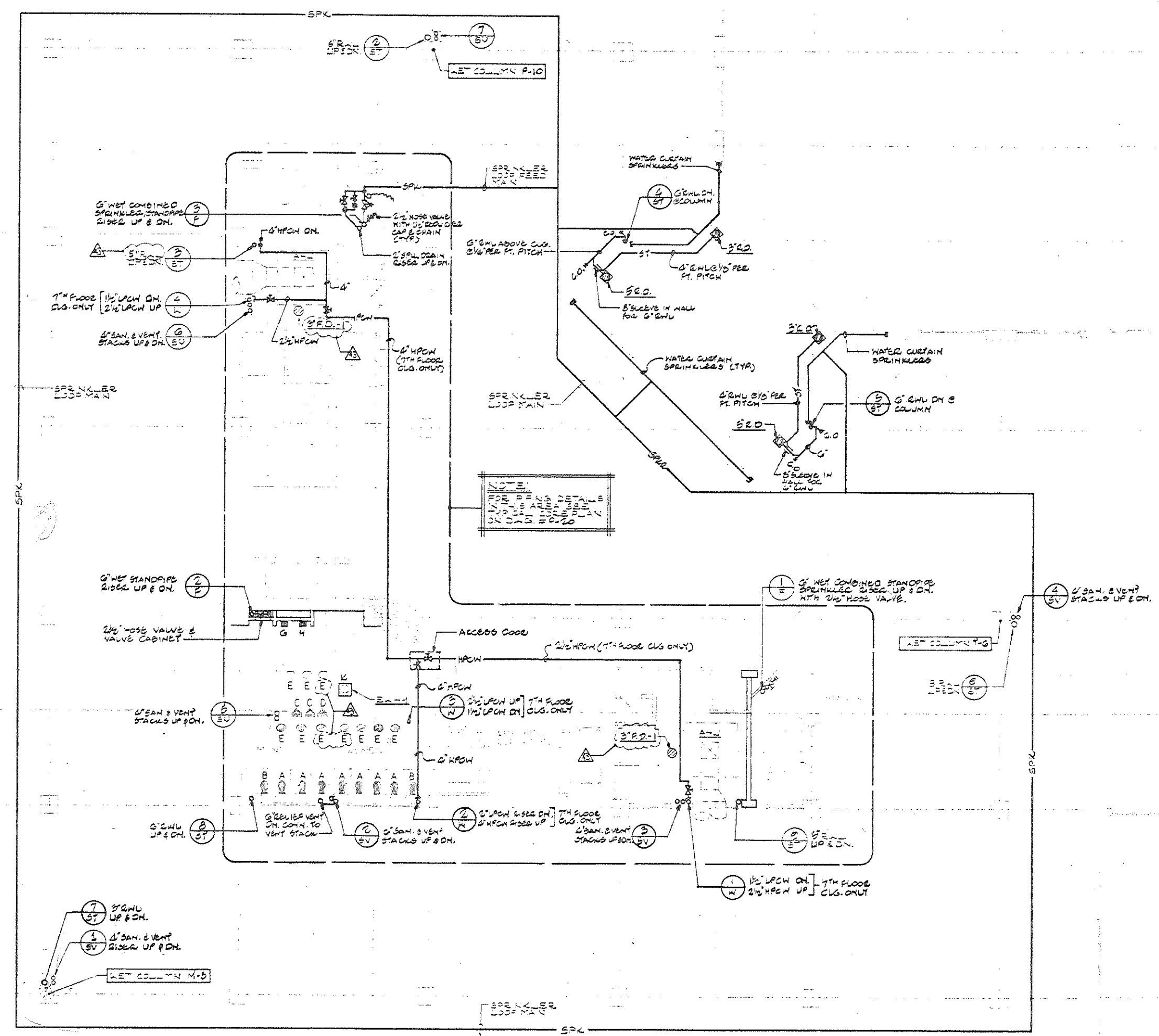
INCLUDES ADDENDUM 1

DATE	NO.	REVISIONS

OFFICE LEVEL  
 PLUMBING & FIRE  
 PROTECTION PLAN

DRAWN RSB  
 CHECKED G.I.  
 DATE MAY 1, 1985  
 SCALE 1/8" = 1'-0"  
 JOB NO. 1305

THIS SHEET ISSUED WITH CLARIFICATION NO. 12,  
 107 DOES NOT INCLUDE ANY REVISIONS.

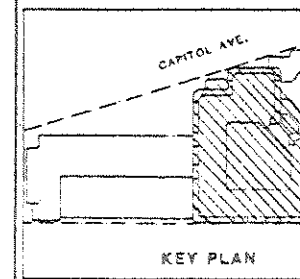


**GENERAL NOTES**

1. STORM PIPING SHOWN OVER FRONT ENTRANCE OCCURS ON OFFICE LEVELS 4 ONLY.
2. REFER TO RISER LEGEND BELOW FOR RISER SIZES AT EACH FLOOR.

**RISER LEGEND**

(W)	WATER RISER DESIGNATION SEE DWG. #P-22
(SV)	SANITARY & VENT RISER DESIGNATION SEE DWG. #P-23
(ST)	STORM RISER DESIGNATION SEE DWG. #P-24
(W)	FIRE PROTECTION RISER DESIGNATION SEE DWG. #P-25



INCLUDES ADDENDUM #1

NO.	DATE	REVISIONS
1/10		REVISED DWT
2/23		PROCESSED PRINT
4/10		REVISED DWT

OFFICE LEVELS  
 4 THRU 9  
 PLUMBING & FIRE  
 PROTECTION PLAN  
 7 9012

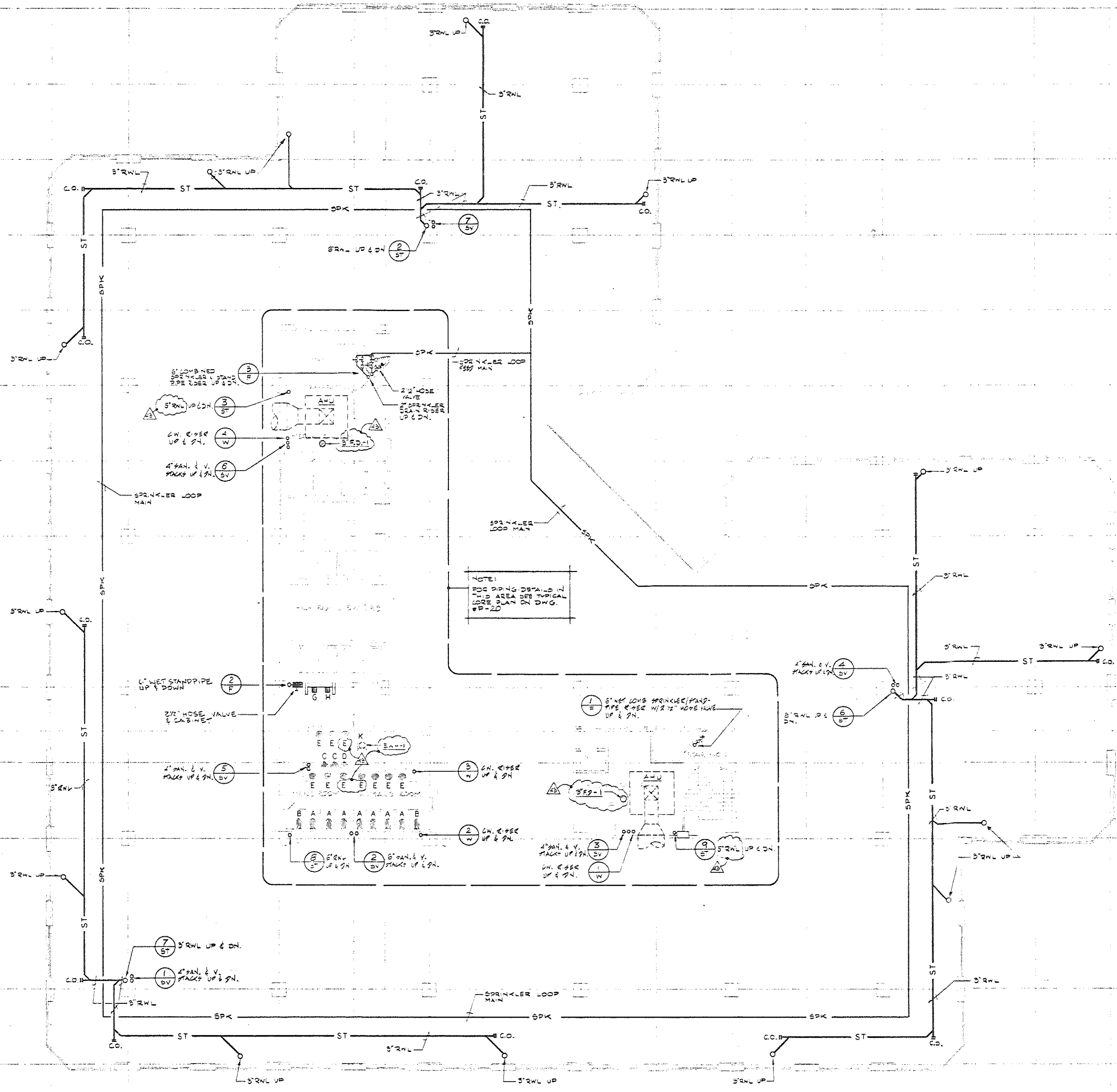
DRAWN: R.E.S.  
 CHECKED: G.L.  
 DATE: MAY 13, 1985  
 SCALE: 1/8" = 1'-0"  
 JOB NO. 1305





J K M N N.5 N.65 P Q R S U (6") T V W

15  
14  
13  
12  
11  
10  
9.5  
9  
8  
7  
6  
5.5  
5  
4  
3  
1



GENERAL NOTES:  
1. ALL STORM PIPING SHALL BE RUN AT 1/8" PER FOOT PITCH UNLESS OTHERWISE NOTED.

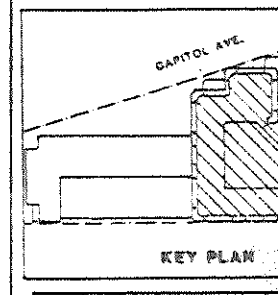
NOTES:  
FOR PIPING DETAILS IN THIS AREA SEE TYPICAL LOBE PLAN ON DWG. #P-20

RISER LEGEND	
① W	WATER CUBE DESIGNATION SEE DWG. #P-22
② SV	SWITCH & VENT CUBE DESIGNATION - SEE DWG. #P-23
③ ST	STORM CUBE DESIGNATION SEE DWG. #P-22
④ F	FIRE PROTECTION CUBE DESIGNATION - SEE DWG. #P-25

**BECKET**  
WELTON BECKET ASSOCIATES  
ARCHITECTS  
AND ENGINEERS  
75 MADISON AVE.  
NEW YORK, N.Y. 10017  
TELEPHONE: 212-685-1000

**XEROX CENTRAL**  
HARTFORD  
CONNECTICUT  
XEROX - HARTFORD  
ASSOCIATES

**CONSULTANTS**  
**ARCHITECTURAL**  
BRENNAN BEER OORMAN  
515 Madison Avenue  
New York, N.Y. 10022  
212-688-7663  
**MECHANICAL**  
BURTON AND VAN HOUTEN, INC.  
10 North Main Street  
West Hartford, CT 06107  
203-236-1265  
**STRUCTURAL**  
LEY ZETLIN ASSOCIATES  
641 Avenue of the Americas  
New York, N.Y. 10011  
212-761-1900  
**LANDSCAPE**  
CR 3 Inc.  
571 Hopmeadow Street  
Simbury, CT 06070  
203-628-1982

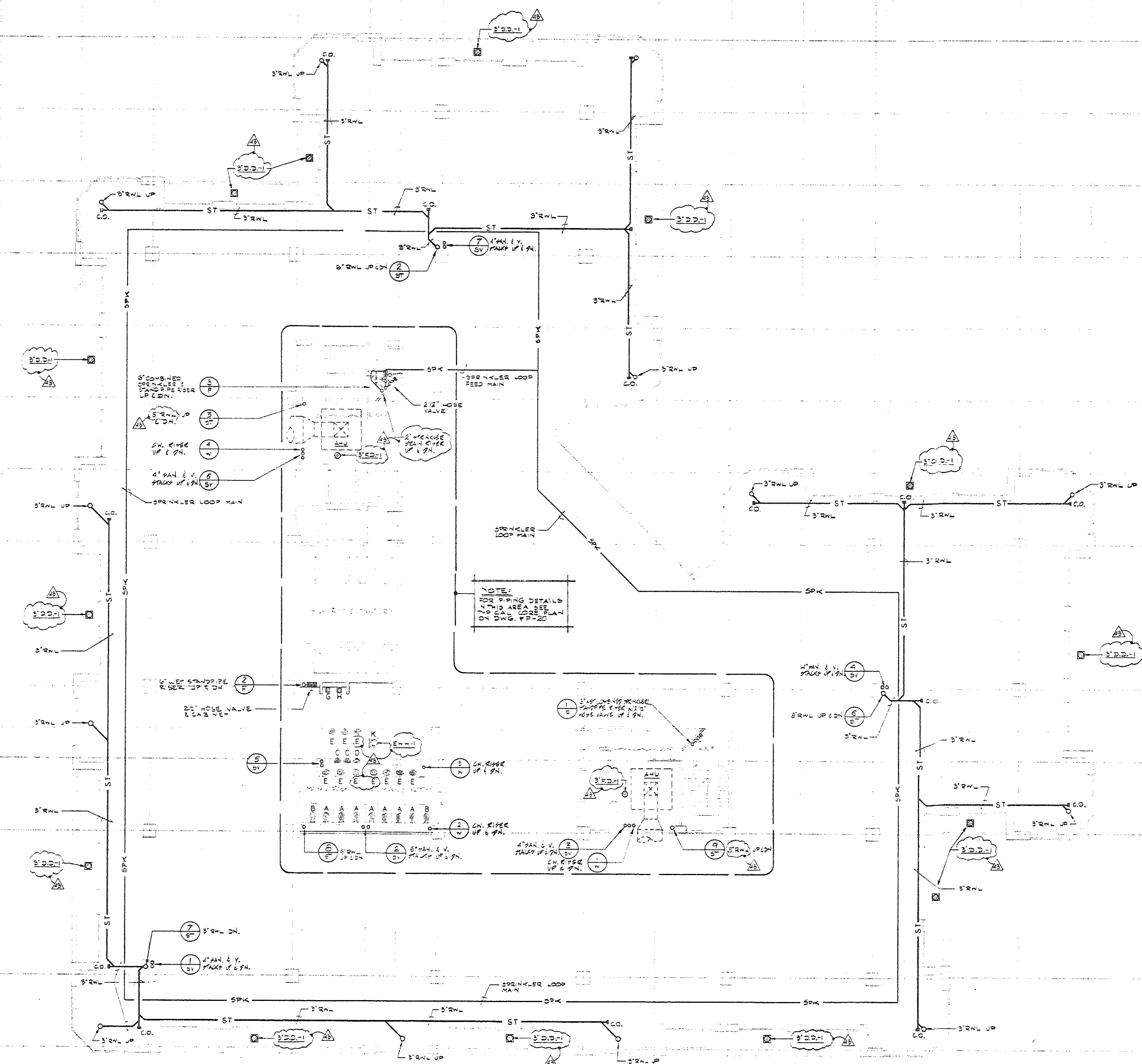


DATE	NO.	REVISIONS
11-88	1	AMENDATION #22
5-88	2	END PACKAGE OF P'S & PLUMBING
4-88	3	PROGRESS PRINT
4-78	4	PROGRESS PRINT
5-78	5	PROGRESS PRINT

OFFICE LEVEL 1  
PLUMBING & FIRE  
PROTECTION PLAN  
16  
DRAWN R.S.B.  
CHECKED G.T.  
DATE MAR 1, 1984  
JOB NO. 15020

THIS SHEET ISSUED WITH CLARIFICATION NO. 22,  
907 DOES NOT INCLUDE ANY REVISIONS.

81



6" COMBINED  
SPRINKLER &  
STORM PIPING  
UP TO 2ND  
FLOOR

2" HOSE VALVE  
UP TO 2ND  
FLOOR

4" VAL. & V.  
FRACK UP TO 2ND  
FLOOR

4" VAL. & V.  
FRACK UP TO 2ND  
FLOOR

2" HOSE VALVE  
UP TO 2ND  
FLOOR

4" VAL. & V.  
FRACK UP TO 2ND  
FLOOR

4" VAL. & V.  
FRACK UP TO 2ND  
FLOOR

4" VAL. & V.  
FRACK UP TO 2ND  
FLOOR

NOTE:  
FOR PIPING DETAILS  
IN THIS AREA SEE  
LOCAL CODES PLAN  
OR AS SHOWN

4" VAL. & V.  
FRACK UP TO 2ND  
FLOOR

4" VAL. & V.  
FRACK UP TO 2ND  
FLOOR

4" VAL. & V.  
FRACK UP TO 2ND  
FLOOR

4" VAL. & V.  
FRACK UP TO 2ND  
FLOOR

4" VAL. & V.  
FRACK UP TO 2ND  
FLOOR

4" VAL. & V.  
FRACK UP TO 2ND  
FLOOR

4" VAL. & V.  
FRACK UP TO 2ND  
FLOOR

4" VAL. & V.  
FRACK UP TO 2ND  
FLOOR

4" VAL. & V.  
FRACK UP TO 2ND  
FLOOR

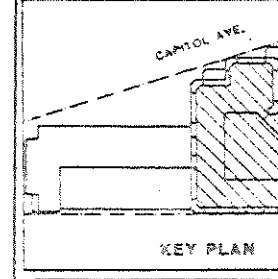
GENERAL NOTES:  
1. ALL DECK DRAIN (S.D.D.) SHOWN ON THIS PLAN  
OCCUR ON THE 1ST LEVEL ONLY, UNLESS OTHERWISE  
NOTED.  
2. ALL HORIZONTAL STORM PIPING SHOWN ON THIS  
PLAN OCCURS IN THE UNFINISHED SPACE OF 1ST LEVEL  
ONLY UNLESS OTHERWISE NOTED.  
3. ALL STORM PIPING SHALL BE RUN AT 1/8" PER  
FOOT PITCH UNLESS OTHERWISE NOTED.

**PIPER LEGEND**

1	W/FAC CLOSURE DESIGNATION SEE DWG. #P-22
2	SMALLER & VENT CLOSURE DESIGNATION - SEE DWG. #P-23
3	STORM CLOSURE DESIGNATION SEE DWG. #P-22
4	W/FAC PROTECTION CLOSURE DESIGNATION - SEE DWG. #P-26

**XEROX CENTR**  
HARTFORD  
CONNECTICUT

**CONSULTANTS**  
**ARCHITECTURAL**  
BRENNAN BEER GORMAN  
315 Madison Avenue  
New York, N.Y. 10022  
212-888-7663  
**MECHANICAL**  
BURTON AND VAN HOUTEN, INC.  
10 North Main Street  
West Hartford, CT 06107  
261-236-2365  
**STRUCTURAL**  
LEV ZETLIN ASSOCIATES  
641 Avenue of the Americas  
New York, N.Y. 10011  
212-741-1300  
**LANDSCAPE**  
CR 3 Inc.  
571 Hopmeadow Street  
Simsbury, CT 06070  
203-658-1985



INCLUDES ADDENDUM #

DATE	NO.	REVISIONS
11-7-85	1	CLARIFICATION #22
11-7-85	2	ADD PLUMBING TO 6A FULLER CO.
11-7-85	3	PROGRESS PRINT
11-7-85	4	PROGRESS PRINT
11-7-85	5	PROGRESS PRINT

OFFICE LEVELS  
& 14-PLUMBING  
FIRE PROTECTION  
PLAN  
DRAWN R.S.S.  
CHECKED G.I.  
DATE MAY 1, 1986  
SCALE: 1/8" = 1'-0"  
JOB NO. 10228



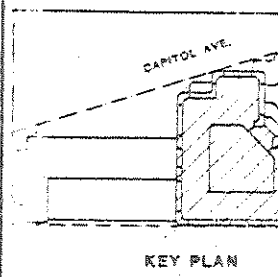
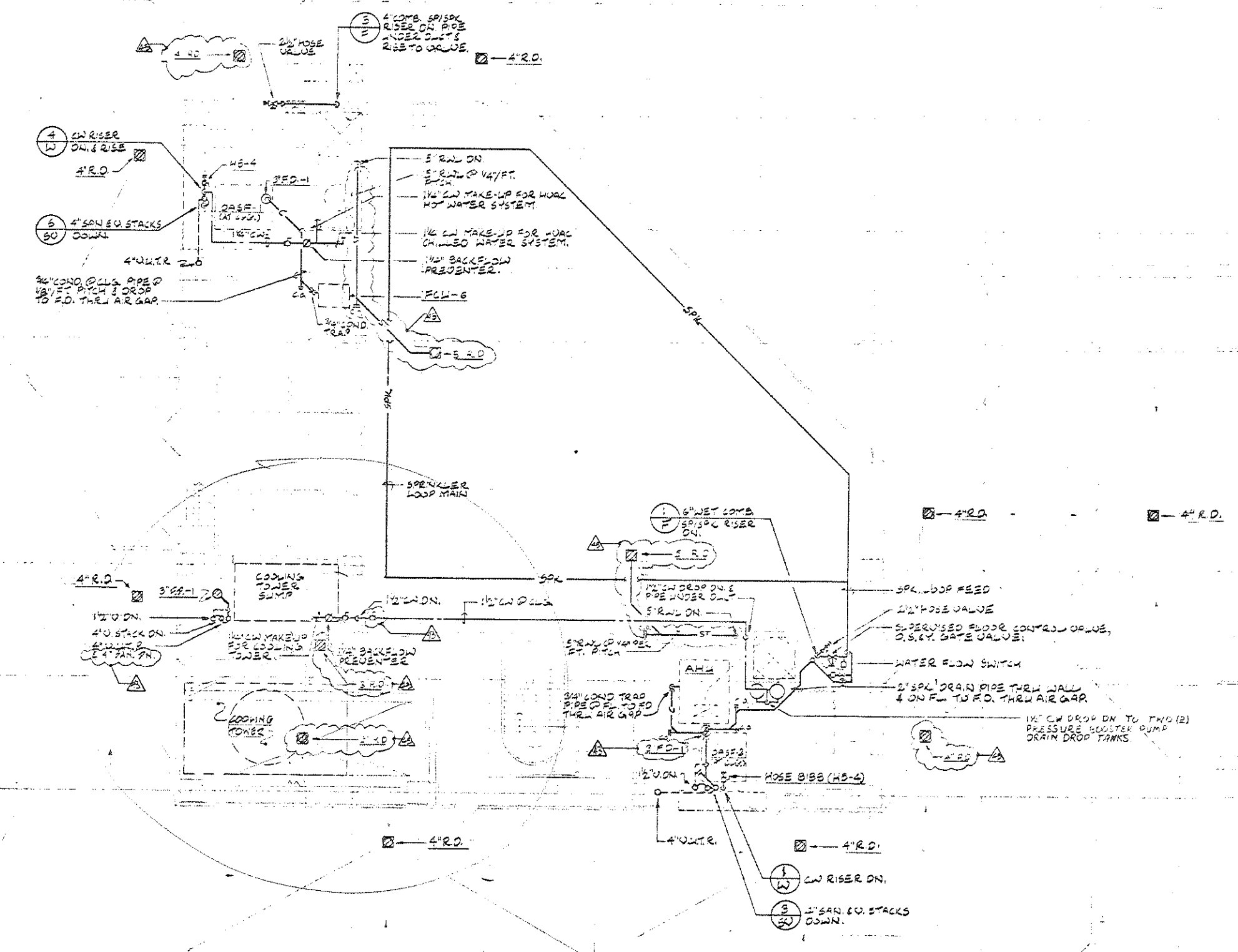
**CONSULTANTS**

**ARCHITECTURAL**  
BRENNAN, BECK-GORMAN  
515 Madison Avenue  
New York, N.Y. 10022  
212-880-7863

**MECHANICAL**  
BURTON AND VAN HOUTEN, INC.  
10 North Main Street  
West Hartford, CT 06107  
203-236-2365

**STRUCTURAL**  
LEY ZETLIN ASSOCIATES  
441 Avenue of the Americas  
New York, N.Y. 10011  
212-741-1300

**LANDSCAPE**  
C.R. Inc.  
571 Homestead Street  
Stamford, CT 06407  
203-658-1368



INCLUDES ADDENDUM #1

DATE	NO.	REVISIONS
11-78	1	COMPLETE PIPING
5-85	2	ADD BACKFLOW VALVE TO SW. WATER SUPPLY

**PENTHOUSE & 200  
PLUMBING & FIRE  
PROTECTION PLAN**

DRAWN: R.S.S.  
CHECKED: G.L.  
DATE: MAY 1, 1986  
SCALE: 1/8" = 1'-0"  
JOB NO. 1505

-18

CONSULTANTS

ARCHITECTURAL

BRENNAN BEER GORMAN  
315 Madison Avenue  
New York, N.Y. 10022  
212-688-7667

MECHANICAL

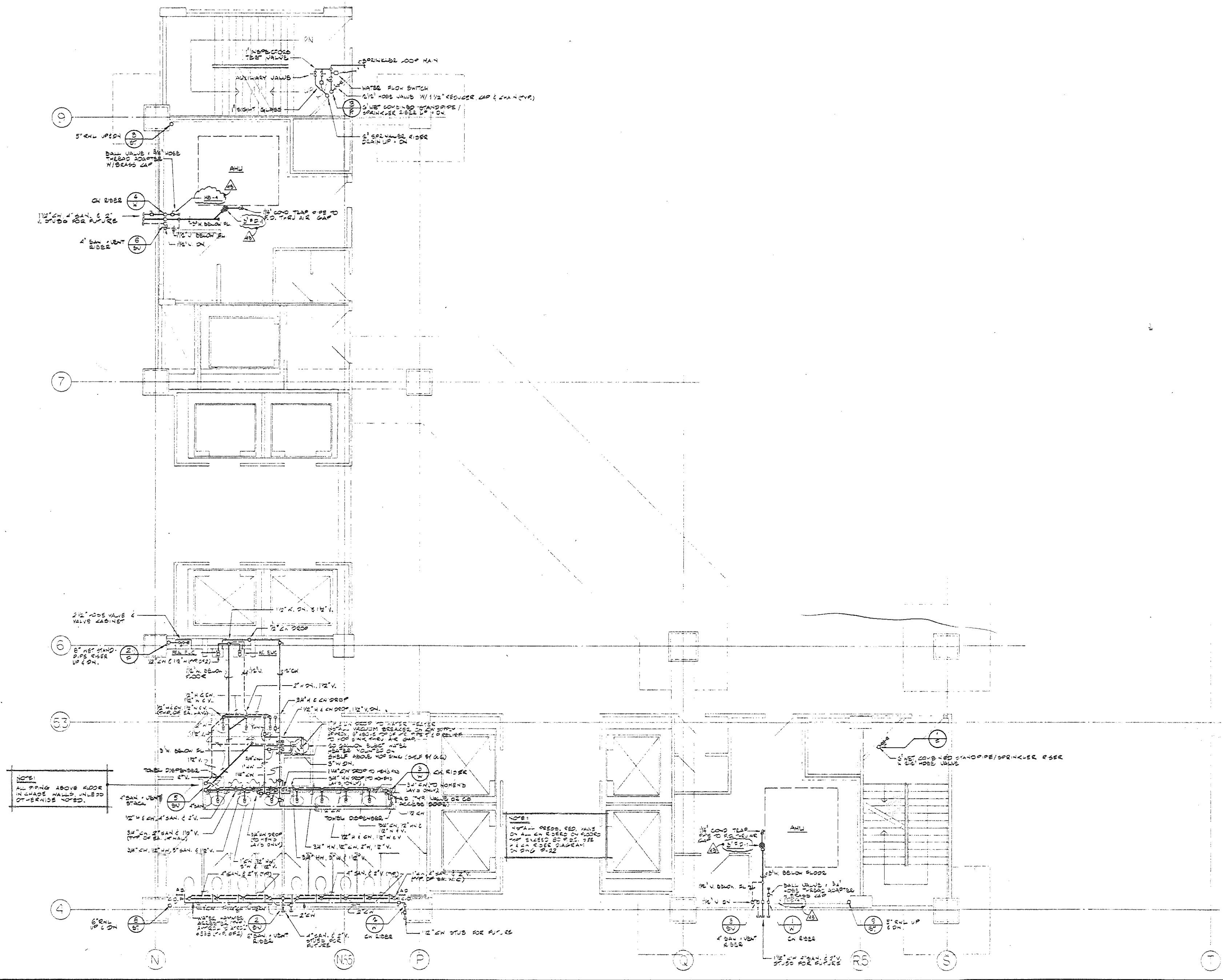
BURTON AND VAN HOUTEN, INC.  
10 North Main Street  
West Hartford, CT 06107  
203-236-2366

STRUCTURAL

LEV ZETLIN ASSOCIATES  
641 Avenue of the Americas  
New York, N.Y. 10011  
212-741-1300

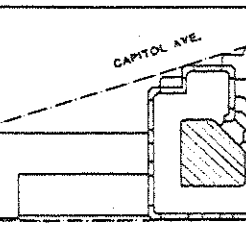
LANDSCAPE

CR 3 Inc.  
571 Hopmeadow Street  
Simsbury, CT 06470  
203-658-1988



**RISER LEGEND**

1	WATER RISER DESIGNATION SEE DWG. #P-22
2	SECONDARY VENT RISER DESIGNATION - SEE DWG. #P-23
3	STORM RISER DESIGNATION SEE DWG. #P-24
4	FIRE PROTECTION RISER DESIGNATION - SEE DWG. #P-25



INCLUDES ADDENDUM

DATE	NO.	REVISIONS
1-27-85	1	CLASSIFICATION PER
8-1-85	2	BIG PACKAGE NO. 12 TO A. RISER PLAN
4-20-85	3	REVISIONS ADJUST
4-10-85	4	REVISIONS PERMIT
2-27-85	5	PROCESSED PERMIT

TYPICAL CORE  
PLUMBING &  
FIRE PROTECTION  
PLAN

DRAWN G.S.E.  
CHECKED G.S.E.  
DATE 12-11-85  
SCALE 1/4" = 1'-0"  
JOB NO. 10024

22-

THIS SHEET ISSUED WITH CLASSIFICATION NO. 22,  
BUT DOES NOT INCLUDE ANY REVISIONS.





CONSULTANTS

ARCHITECTURAL  
BRENNAN BEER CORMAN  
515 Madison Avenue  
New York, N.Y. 10022  
212-688-7663

MECHANICAL  
BURTON AND VAN HOUTEN INC.  
10 North Main Street  
West Hartford, CT 06107  
203-236-2365

STRUCTURAL  
LEV ZETLIN ASSOCIATES  
141 AVENUE OF THE AMERICAS  
New York, N.Y. 10011  
212-741-1300

LANDSCAPE  
CR2 Inc.  
571 Homestead Street  
Stamford, CT 06907  
203-358-1928

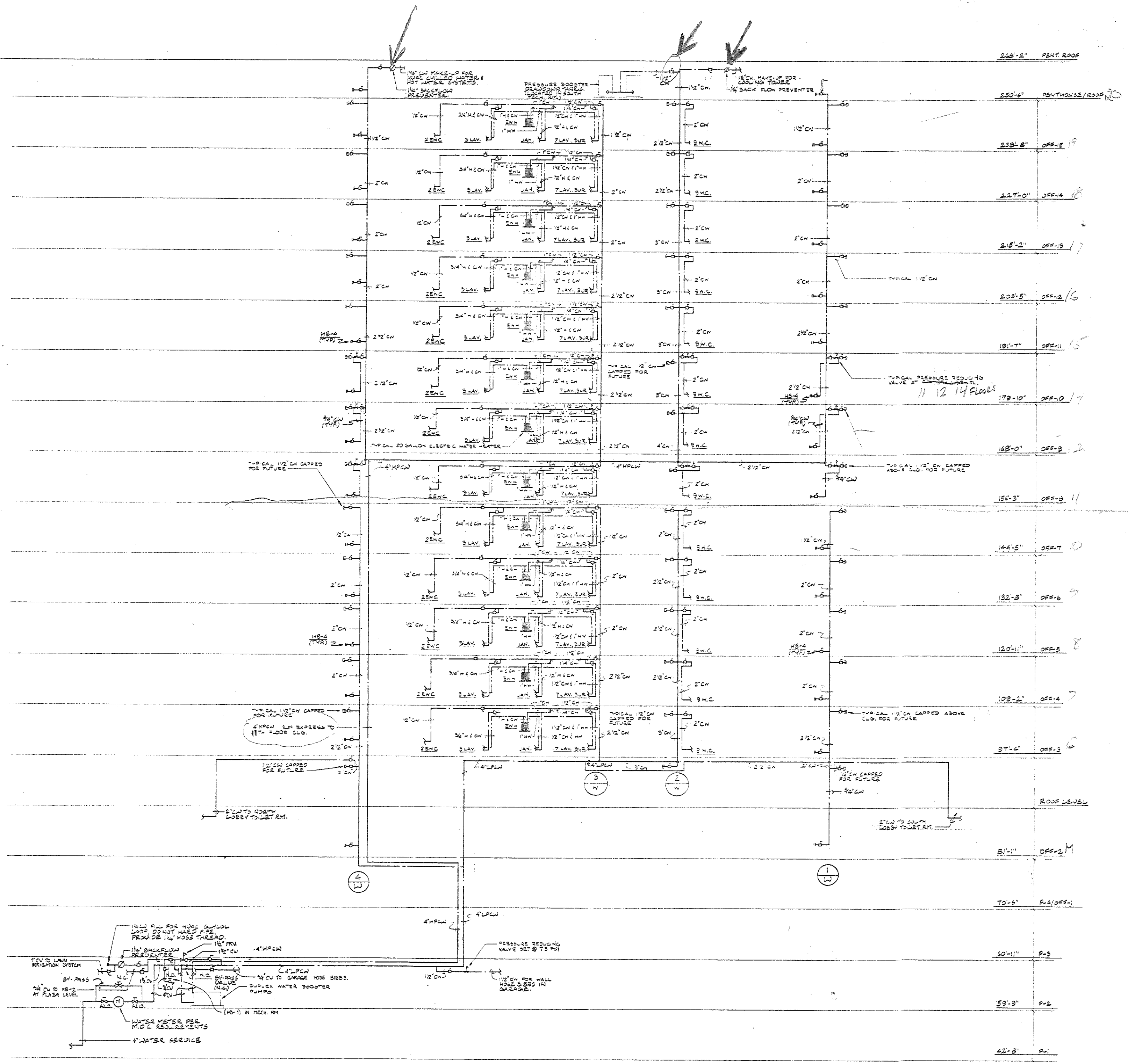
INCLUDES ADDENDUM

NO.	DATE	DESCRIPTION
1-78	1-78	AWARD OF CONTRACT # 22
2-78	2-78	BID PACKAGE # 2 TO GA FULLER
3-78	3-78	PROGRESS REPORT
4-78	4-78	PROGRESS REPORT
5-78	5-78	PROGRESS REPORT
6-78	6-78	PROGRESS REPORT
7-78	7-78	PROGRESS REPORT
8-78	8-78	PROGRESS REPORT
9-78	9-78	PROGRESS REPORT
10-78	10-78	PROGRESS REPORT
11-78	11-78	PROGRESS REPORT
12-78	12-78	PROGRESS REPORT
13-78	13-78	PROGRESS REPORT
14-78	14-78	PROGRESS REPORT
15-78	15-78	PROGRESS REPORT
16-78	16-78	PROGRESS REPORT
17-78	17-78	PROGRESS REPORT
18-78	18-78	PROGRESS REPORT
19-78	19-78	PROGRESS REPORT
20-78	20-78	PROGRESS REPORT
21-78	21-78	PROGRESS REPORT
22-78	22-78	PROGRESS REPORT
23-78	23-78	PROGRESS REPORT
24-78	24-78	PROGRESS REPORT
25-78	25-78	PROGRESS REPORT
26-78	26-78	PROGRESS REPORT
27-78	27-78	PROGRESS REPORT
28-78	28-78	PROGRESS REPORT
29-78	29-78	PROGRESS REPORT
30-78	30-78	PROGRESS REPORT
31-78	31-78	PROGRESS REPORT
32-78	32-78	PROGRESS REPORT
33-78	33-78	PROGRESS REPORT
34-78	34-78	PROGRESS REPORT
35-78	35-78	PROGRESS REPORT
36-78	36-78	PROGRESS REPORT
37-78	37-78	PROGRESS REPORT
38-78	38-78	PROGRESS REPORT
39-78	39-78	PROGRESS REPORT
40-78	40-78	PROGRESS REPORT
41-78	41-78	PROGRESS REPORT
42-78	42-78	PROGRESS REPORT
43-78	43-78	PROGRESS REPORT
44-78	44-78	PROGRESS REPORT
45-78	45-78	PROGRESS REPORT
46-78	46-78	PROGRESS REPORT
47-78	47-78	PROGRESS REPORT
48-78	48-78	PROGRESS REPORT
49-78	49-78	PROGRESS REPORT
50-78	50-78	PROGRESS REPORT
51-78	51-78	PROGRESS REPORT
52-78	52-78	PROGRESS REPORT
53-78	53-78	PROGRESS REPORT
54-78	54-78	PROGRESS REPORT
55-78	55-78	PROGRESS REPORT
56-78	56-78	PROGRESS REPORT
57-78	57-78	PROGRESS REPORT
58-78	58-78	PROGRESS REPORT
59-78	59-78	PROGRESS REPORT
60-78	60-78	PROGRESS REPORT
61-78	61-78	PROGRESS REPORT
62-78	62-78	PROGRESS REPORT
63-78	63-78	PROGRESS REPORT
64-78	64-78	PROGRESS REPORT
65-78	65-78	PROGRESS REPORT
66-78	66-78	PROGRESS REPORT
67-78	67-78	PROGRESS REPORT
68-78	68-78	PROGRESS REPORT
69-78	69-78	PROGRESS REPORT
70-78	70-78	PROGRESS REPORT
71-78	71-78	PROGRESS REPORT
72-78	72-78	PROGRESS REPORT
73-78	73-78	PROGRESS REPORT
74-78	74-78	PROGRESS REPORT
75-78	75-78	PROGRESS REPORT
76-78	76-78	PROGRESS REPORT
77-78	77-78	PROGRESS REPORT
78-78	78-78	PROGRESS REPORT
79-78	79-78	PROGRESS REPORT
80-78	80-78	PROGRESS REPORT
81-78	81-78	PROGRESS REPORT
82-78	82-78	PROGRESS REPORT
83-78	83-78	PROGRESS REPORT
84-78	84-78	PROGRESS REPORT
85-78	85-78	PROGRESS REPORT
86-78	86-78	PROGRESS REPORT
87-78	87-78	PROGRESS REPORT
88-78	88-78	PROGRESS REPORT
89-78	89-78	PROGRESS REPORT
90-78	90-78	PROGRESS REPORT

HOT & COLD  
WATER RISER  
DIAGRAM

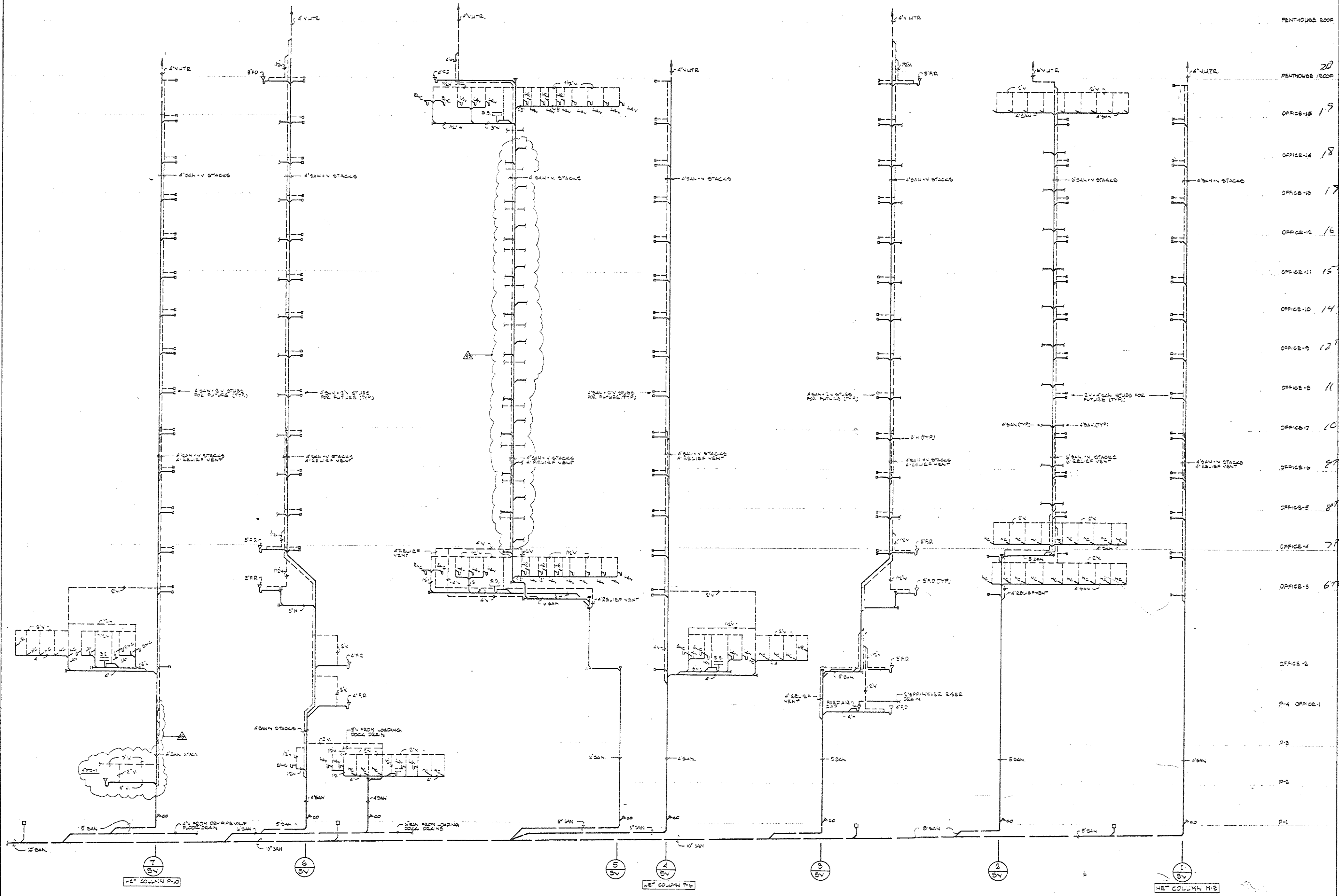
DRAWN R.S.S.  
CHECKED G.I.  
DATE MAY 1, 1985  
SCALE: NONE  
JOB NO. 1305

THIS SHEET ISSUED WITH CLARIFICATION NO. 22,  
90% DOES NOT INCLUDE ANY REVISIONS.



72

- CONSULTANTS**
- ARCHITECTURAL**  
 BRENNAN, BEER, GORMAN  
 515 Madison Avenue  
 New York, N.Y. 10022  
 212-688-7663
  - MECHANICAL**  
 BURTON AND VAN HOUTEN, INC.  
 710 North Main Street  
 New Hartford, CT 06407  
 203-236-2365
  - STRUCTURAL**  
 ZELEV, ZETLIN ASSOCIATES  
 641 Avenue of the Americas  
 New York, N.Y. 10011  
 212-761-1300
  - LANDSCAPE**  
 CR3 Inc.  
 571 Hopmeadow Street  
 Simsbury, CT 06070  
 203-658-1988



- PENTHOUSE ROOF
- PENTHOUSE / ROOF
- OFFICE-15 19
- OFFICE-14 18
- OFFICE-13 17
- OFFICE-12 16
- OFFICE-11 15
- OFFICE-10 14
- OFFICE-9 13
- OFFICE-8 11/74
- OFFICE-7 10/74
- OFFICE-6 8/74
- OFFICE-5 8/74
- OFFICE-4 7/74
- OFFICE-3 6/74
- OFFICE-2
- P-4 OFFICE-1
- P-3
- P-2
- P-1

INCLUDES ADDENDUM


DATE NO.	REVISIONS

**SANITARY & VENT RISER DIAGRAM**

DRAWN: Q.S.S.  
 CHECKED: G.L.  
 DATE: MAY 1985  
 SCALE: NONE  
 JOB NO. 305

THIS SHEET ISSUED WITH CLARIFICATION NO. 23.  
 NOT DONE NOR INCLUDES ANY REVISIONS.

25-



INCLUDES ADDENDUM

11-7-85	Δ	CLARIFICATION #22
5-2-85	Δ	REVISION #3 OF 20
5-4-85	Δ	20 PACKAGE #2 OF 24 PAGES
DATE NO.		REVISIONS

STORM RISK  
DIAGRAM

DRAWN R55  
CHECKED G1  
DATE MAY 1, 1985  
SCALE: NONE  
JOB NO. 1305

THIS SHEET ISSUED WITH CLARIFICATION NO. 22,  
NOT SHOWN NOR INCLUDE ANY REVISIONS.  
2-3

25-





