

Connecticut Department of Agriculture

HEMP RESEARCH PILOT PROGRAM INFORMATION FOR GROWERS AND PROCESSOR



OVERVIEW

- Legal Update
- Program Overview
- License Applications
- Reporting Forms
- Crop Production
- Pre-Harvest Sample Collection
- DOAG Resources

INFORMATION OVERLOAD

- There will be A LOT of information presented. Please ask questions as we go along.
- Reach out to us at any time through email or via phone to ask questions.



[This Photo](#) by Unknown Author is licensed under [CCBY-NC-ND](#)

OUTREACH FLASH DRIVE CONTENTS

- Hemp program documents
- Food Safety Modernization Act Program
- Produce Safety
- Animal Feed

WEBSITE CTGROWN.GOV

State of Connecticut Governor Ned Lamont

CONNECTICUT DEPARTMENT OF AGRICULTURE

Home About Us Publications Licenses & Permits Contact Us

Connecticut Hemp Research Pilot Program

[Public Act 19-3](#), An Act Concerning A Pilot Program for Hemp, signed by Governor Lamont, authorizes the Connecticut Department of Agriculture (DoAg) to implement a Hemp research program. The Public Act also authorizes DoAg to submit a state plan to the United States Secretary of Agriculture. Once the State Plan is approved by USDA the research program will expire and DoAg will regulate the commercial production of Hemp as an agricultural commodity in conformance with the 2018 Agriculture Improvement Act and the Connecticut Public Act Concerning A Pilot Program for Hemp.

Program Components and Requirements

- Licensing of growers and processors. The application will be made available as soon as it is ready. **Applications and the supporting documents must be submitted through the DoAg E-License portal.**
- Criminal history records check for an individual grower applicant, signing authority for a business applicant, and any grower on-site manager, at the grower applicant's expense. **Note: For 2019 conditional licenses may be granted, provided the applicant applies for a state and federal criminal history records check.**
- The use of Certified Seed, or clones or propagules obtained from Certified Seed. Certified seed means hemp seed for which a certificate or any other instrument has been issued by an agency authorized under the laws of a state, territory or possession of the United States to officially certify hemp seed and that has standards and procedures approved by the United States Secretary of Agriculture to assure the genetic purity and identity of the hemp seed certified. The department will accept varieties that have been

Application, Compliance, and Licensing Information <https://www.ct.gov/doag/cwp/view.asp?a=1367&Q=608506>

On-Line Application <https://www.elicense.ct.gov/Default.aspx>

Compliance Policy [Compliance policy 5.14.19.pdf](#)

Hemp FAQ [Hemp program faq 5.14.19.pdf](#)

State of Connecticut Governor Ned Lamont

CONNECTICUT DEPARTMENT OF AGRICULTURE

Connecticut Department of Agriculture Hemp Grower/Processor Application and Licensing

Supporting documents for the application for a license, sample forms and information.

On-Line Application <https://www.elicense.ct.gov/Default.aspx>

Forms

- Consent to Criminal History Records Check [Consent to criminal history records check with spb letter 5.14.19.pdf](#)
- Consent to Grow or Process Hemp on Leased Property [Consent to grow process hemp on private land 5.13.19.pdf](#)
- Harvest Destruction Report [Harvest destruction report 5.13.19.pdf](#)
- Indoor Planting Report [Indoor planting report 5.14.19.pdf](#)
- Outdoor Planting Report [Outdoor planting report 5.13.19.pdf](#)
- Post-Harvest Report [Post-harvest report 5.13.19.pdf](#)
- Site Modification Request [Site modification request 5.13.19.pdf](#) (modification to planting location or seed/propagule variety)

Guidance and Instruction Documents

- Choosing a Laboratory [Choosing a laboratory.pdf](#)
- Compliance Policy [Compliance policy 5.14.19.pdf](#)
- Connecticut Hemp Public Act 19-3 [Public act 19-3.pdf](#)
- Due Dates for Reports [Due date overview updated 5.14.19.pdf](#)
- Federal 2018 Farm Bill [Hemp - 2018 farm bill.pdf](#)
- Fee Schedule [Fee schedule 5.14.19.pdf](#)
- Grower Application Checklist [Grower application checklist 5.14.19.pdf](#)
- Hemp Program FAQ [Hemp program faq 5.14.19.pdf](#)
- Hemp Sample Chain of Custody Form [Hemp sample chain of custody 5.13.19.pdf](#)
- Instructions for Creating Plot Maps [Instructions for creating maps 5.14.19.pdf](#)
- Seed Sources [list of certified seed sources 5.15.19.pdf](#) (Note: this is not an exhaustive list nor is it an endorsement of any organization)
- Pre-Harvest Hemp Sampling Procedures [Pre-harvest hemp sampling procedures 5.14.19.pdf](#)
- Processor Application Checklist [Processor application checklist 5.14.19.pdf](#)
- Sample Hemp Research Plan [Sample hemp research plan.pdf](#)
- Sample Hemp Marketing Plan [Sample hemp marketing plan.pdf](#)
- Transporting Hemp or Hemp Samples [Transporting hemp in connecticut.pdf](#)
- Voluntary Destruction Methods [Voluntary destruction methods 5.14.19.pdf](#)

All documents as a zip file [Hemp program documents and info.zip](#)

[Return to Connecticut Hemp Program](#)

LEGAL UPDATE

Picture: North Carolina Department of Agriculture



In the 2018 Agricultural Improvement Act (Farm Bill), hemp is no longer a controlled substance. The Farm Bill does require that every site where hemp is grown will be registered with the state or federal government under a program with requirements for inspection and testing.

Governor Lamont signed Public Act 19-3: "An Act Concerning A Pilot Program for Hemp Production" which requires hemp growers, processors, and manufacturers to obtain a license and adhere to certain requirements.

What is the "Connecticut Hemp Research Pilot Program"?

2019 growing season will operate as a Research Program

- Each grower and processor will need to provide research and marketing plans with their application
- Growers will only be granted conditional licenses in 2019 because the national background check will not be completed in time for the growing season

The Connecticut Department of Agriculture will submit our Hemp State Plan to the Secretary of the United States Department of Agriculture who will evaluate our state plan for compliance with federal law

If approved in 2020, hemp growers and processors will no longer be required to "research" hemp

Until the Secretary approves our program, all hemp production will be through the pilot program.

DO YOU NEED A LICENSE TO GROW OR PROCESS HEMP IN CONNECTICUT?

Yes.

Our state law says:

“Any person who cultivates or processes hemp shall: (1) Be licensed by the commissioner...”

Picture: Colorado Department of Agriculture

PROGRAM OVERVIEW



There are three types of hemp licenses in Connecticut

1. Grower License
2. Processor License
3. Manufacturer License

Connecticut Department of Agriculture will regulate **Growers and Processors** while the Connecticut Department of Consumer Protection (DCP) will regulate **Manufacturers**.

What is the difference between Processors and Manufacturers?

Processors- produce animal food and non-consumables (textiles, building products, etc.)

Manufacturers- produce consumables (hemp intended for human ingestion, inhalation, absorption or other internal consumption)

GROWER APPLICATIONS

- Application Submitted Online
 - Application fee: \$50
 - Fee of \$50 per acre
 - Business applicants must have a signing authority and on-site manager
- Complete a state and federal criminal history records check for an individual grower applicant, signing authority for a business applicant and any grower on-site manager – at the applicant’s expense. Note: For 2019 conditional licenses may be granted, provided the applicant applies for a state and federal criminal history records check.
- Identification of plots and/or buildings by GPS coordinates, legal description and map where hemp is grown and stored.
- Certified seed/ propagule variety must be listed on the application
- Research Plan- this is a requirement until the state plan is approved by USDA
- Marketing Plan- narrative on how you intend to market the harvested hemp.
- If you are leasing land to grow hemp, you must complete the “Consent to grow/ process hemp on private land form”
- List processor information . If you have the name of the processor you can upload that into the application but it is not required
- List any drying or storage areas
- **Note: once your application is submitted you CANNOT edit any of the information on the application.**

Once the Department reviews your application and accepts it, you will receive an email with the conditional grower license agreement which you will have to print off and sign and upload back to DOAG. Then you will receive back your license certificate and signed conditional license agreement.

PROCESSOR APPLICATIONS

- Application Submitted Online
 - Application fee: \$50
 - Fee of \$250 for processor license, paid online
 - Business applicants must have a signing authority and on-site manager
- Processing location Note: must be at least 200' from any residence not owned, occupied or controlled by the applicant and 500' from a school or outdoor recreational facility, unless prior approval is received in writing from the department. Provide written authorization from a property owner (if different from the applicant) to process or store hemp on that property.
 - Fixed Processing location
 - Provide GPS Coordinates and map(s) of the processing locations.
 - Mobile processing operations
 - Provide the make, model, vin number, license plate number and state of all vehicles used to transport the hemp processing equipment.
- Hemp Research plan
- Hemp marketing plan
- Application complete

Note: once your application is submitted you CANNOT edit any of the information on the application.

- Licensing:

Once DOAG reviews your application and accepts it, you will receive an email with the processor license agreement which you will have to print off and sign and upload back to DOAG. Then you will receive back your license certificate and signed license agreement.

GROWER AND PROCESSOR LICENSE

- Expires on the second following December 31st and may be renewed during the preceding month of October
- Fees due at time of application:
 - Application Fee: \$50 non-refundable
 - Grower License Fee: \$50 per acre
 - Processor License Fee: \$250
- THC testing fees are paid by the grower directly to the laboratory and may range from \$100 to \$2000 depending on the number of samples tested.
- Department of Agriculture Retesting inspection fee: \$50
- Site Modification Fee: \$50 per acre due at time of request

GROWER AND PROCESSOR LICENSE AGREEMENTS

- Allows you to legally grow or process hemp
- Not a valid agreement until signed by you and CT DOAG (Note: It becomes effective when CT DOAG signs it)
- Every provision in the agreement is binding
- Keep copies of Agreement on the grow/ process site property
- Make as many copies as you need



LICENSE APPLICATION AMENDMENTS

Site Modification request forms can be submitted for changes to:

- Field Address(es)/ Plots
- Greenhouse/ Indoor Growing Address(es)/ Plots
- Seed/ Propagule source or variety

Site modification requests must be approved by the Department in writing before any change is made by the licensee.

Changing signing authority and/or on site manager for growers

- You will be required to submit a request to change signing authority and/ or on-site manager.
- The new individual(s) must complete a state and federal criminal history records check (for growers only)

LAND USE RESTRICTIONS FOR HEMP GROWERS AND PROCESSOR

- A licensed grower or processor shall not use any site NOT listed in the license application
- Hemp shall not be grown or process less than 200 feet from any residence not owned, occupied or controlled by the applicant and 500 feet from a school or outdoor recreation facility, unless prior approval is received in writing from DOAG
- Any plot established in a home used as a residence shall be in a room, separate from living quarters, with a separate outside entrance.
- Each plot of hemp shall be physically segregated from licensee's other plots of hemp and other crops unless prior approval is obtained in writing from DOAG.
- A grower shall not plant hemp plants in an outdoor growing location of less than one-quarter acre (10890 square feet) in total, unless prior approval is received in writing from DOAG.

LAND USE RESTRICTIONS FOR HEMP GROWERS AND PROCESSORS

- An applicant or licensee shall not include any property on his or her application or Site Modification Request, to grow or process hemp that is not owned or completely controlled by the applicant or licensee unless the landowner and applicant complete and sign the Consent to Grow/ Process Hemp on Leased Land form
- A licensee shall not grow or process hemp on any property owned by, leased from or previously submitted in a license application by any person who is ineligible or was terminated or denied admission to the program for failure to obtain an acceptable criminal background check or failure to comply with an order from a representative of DOAG

LAND USE RESTRICTIONS FOR HEMP GROWERS AND PROCESSORS

If you have identified a plot that does not meet these land use restrictions, you will need explain why and what efforts will be undertaken to mitigate the effects of growing within the restricted areas.

Each plot for growing will be given a plot ID number from DOAG (assigned at time of application)

SITE ACCESS FOR DEPARTMENT OF AGRICULTURE REPRESENTATIVES AND LAW ENFORCEMENT AGENCIES

- DOAG will provide information about approved growing, processing and storage site locations to law enforcement agencies , including registered site information and GPS coordinates
- A licensee whether present or not, shall permit the commissioner and any law enforcement agency to enter into locations where hemp seeds, plants, or materials are located and any premises listed in the license application at any time, with or without cause and with or without advance notice



CROP PRODUCTION



WHAT IS THE DIFFERENCE BETWEEN HEMP AND MARIJUANA?

Both come from the family Cannabaceae.

Hemp and marijuana are varieties of cannabis that developed due to selective breeding .

Hemp- mainly fiber and seed oil
Marijuana- narcotic components

Both varieties contain levels of tetrahydrocannabinol (THC) but federal and state law require hemp to have no more than 0.3% delta-9 THC on a dry weight basis.

[Industrial Hemp Trial - Rodale Institute](#)



CERTIFIED SEED AND PROPAGULES



Hemp-seeds photo credit: North Carolina Department of Agriculture

- Certified seed means hemp seed for which a certificate or any other instrument has been issued by an agency authorized under the laws of a state, territory or possession of the United States to officially certify hemp seed and that has standards and procedures approved by the United States Secretary of Agriculture to assure the genetic purity and identity of the hemp seed certified
- Certified seed is a type of seed that has been bred to, over many generations and have certain traits.
- Certified Hemp Seed certifies that the delta-9 THC level does not exceed 0.3%.
- On the Department's website there are examples of hemp certifying bodies that can provide hemp seed varieties that may be cultivated in Connecticut.

Public Act 19-3 REQUIRES Connecticut hemp growers to use Certified Seed.

On the grower application, you must provide information concerning the source of your seed/ propagules. You must provide evidence that the seed/ propagules are certified by a state designated seed certifying agency or are approved for cultivation by another state, territory or possession (copy of seed label that you intend to cultivate).

CERTIFIED SEED AND PROPAGULES

The licensed grower shall obtain written approval from DOAG to change the variety of certified seed or propagules to be planted from those listed in their application using the Site Modification Form.

The licensed grower shall provide the name of his or her certified seed or propagule source on the field planting report form or Greenhouse/ Indoor Planting Report form.

Upon request from DOAG, a licensed grower shall provide a distribution list showing locations where and to who certified seeds or propagules were distributed.

ORGANIC HEMP

- “Organic is strictly regulated by the United States Department of Agriculture (USDA)
- Unless you have been Certified Organic, **you CANNOT market your hemp as “organic”**
- Organic hemp products must be grown by a certified organic farm AND processed by a certified organic processor



CROP PRODUCTION

- Planted annually in the spring
- Fertility requirements are similar to wheat
- Mature to fiber in 60-90 days
- Grain/ Seed production 100+ days
- Some varieties are extremely sensitive to light cycle while others are not



Picture: Colorado Department of Agriculture

HARVESTABLE COMPONENTS OF HEMP

3 Main harvestable components

1. Grain or Seeds- for human food (hemp hearts, oil, and protein powder), or seeds for planting hemp
2. Fiber (stalks), Bast (bark-outer fiber), Hurd (core-inner woody material)
3. Floral Material- for extraction of plant resin (including CBD and other phytocannabinoids) for health and wellness products

GRAIN PRODUCTION

- Similar to other small grain production
- Short plants are more desirable for an easier harvest
- Usually planted with a grain drill and harvest using a combine
- Very short harvest window due to seed shatter issues

FIBER PRODUCTION

- Planted twice as dense as grain
- Want tall plants with a small stock and less leafy material
- Harvested with typical hay equipment: mow, field retting 2-3 weeks, then roll baling
- Some parts of the world harvest by chopping

PHYTOCANNABINOID/ CBD PRODUCTION

- The majority of growers only plant feminized plants
- Want a bushy plant with a large number of flowers
- Current production models tobacco or vegetable
- CBD concentrations are highest in the floral materials
- Can be produced in fields and greenhouses

PESTICIDE USE



[This Photo](#) by Unknown Author
is licensed under [CC BY](#)

- Connecticut General Statutes 21a-92 “Pesticide Chemical” is defined as any substance that, alone, in chemical combination or in formulation with one or more other substances is an “economic poison” within the meaning of the federal Insecticide, Fungicide and Rodenticide Act, 7 USC 135-135k, and that is used in the production, storage or transportation of raw agricultural commodities

Currently, there are no pesticides that are specifically labeled for use on hemp by the EPA. Hemp and hemp products may be subject to testing for the use of non-approved pesticides if they are grown for human or animal consumption.

HEMP AS ANIMAL FEED

Hemp is NOT an approved ingredient for animal feed at this time.

All animal feed ingredients must be an AAFCO approved ingredient or Generally Recognized as Safe which hemp is currently not.



RECORD KEEPING AND REPORTING FORMS



IMPORTANCE OF RECORD KEEPING/ PRODUCT CODING


Why is record keeping/ product coding important?

Accurate production records

Facilitate an effective recall if necessary to protect public health

What record keeping is required?

- Lot identification number
- Records available for a period of time that exceeds the expected shelf life of the hemp product or five (5) years which ever is longer.
- All records for hemp product production, coding and distribution shall be made available immediately upon request of DOAG



[This Photo](#) by Unknown Author is licensed under [CC BY-SA](#)

GROWER FORMS DUE DATE SCHEDULE

Due Date Schedule is
available on our website



STATE OF CONNECTICUT
DEPARTMENT OF AGRICULTURE
Office of the Commissioner



Bryan P. Hurlburt
Commissioner

(860) 713-2502
agr.hemp@ct.gov

Hemp Program Grower Due Date Overview (rev. 5.14.19)

Event	Due Date
Application	May be filed at any time. Grower licenses expire on the second following December 31 st and may be renewed during the preceding month of October.
Hemp Planting	Growers plant on their own schedule
Planting Report Forms- required for every plot ID on all Grower Licensing Agreements	<p>Due dates:</p> <ul style="list-style-type: none"> • Field Planting Report <ul style="list-style-type: none"> - DUE within 15 days following the first day of each planting. - July 31- Deadline to submit "No Planting" report for each unplanted field using the Field Planting Report. • Greenhouse/ Indoor Growing Report <ul style="list-style-type: none"> - DUE within 15 days following the first day of each planting in an empty structure. - DUE also quarterly: Mar 31, June 30, Sept 30, Dec 31. "No Planting" report for each unplanted field using the Indoor Planting Report.
CT Department of Agriculture Site Inspection	Verification inspections by the Department can take place at any time with or without notice.
Pre-Harvest Sample Collection by grower	Grower will submit a sample to an approved laboratory for each plot to be harvested within 15 days prior to harvest. Grower will follow the Hemp Sampling Protocol.
THC Testing	The laboratory will report THC test results to the Department and licensee.
Sample Results	<p>Pass: Once the Department receives notification from the lab of a passed sample, the Department will notify the grower IN WRITING to proceed with the harvest.</p> <p>Fail: Contact the Department to determine whether to resample the plot or destroy the crop.</p>
Harvest/ Destruction Report Form	DUE within 15 days prior to harvest or 15 days prior to destruction of a crop. Destruction requests must be accompanied by documentation.
Harvest	Harvest must be completed within 15 days of sample collection, or request extension from the department
Post-Harvest Report	DUE within 15 days post-harvest

GROWING/PROCESSING HEMP ON RENTED LAND

If you plan to grow hemp on private land, you need consent from the owner of the land.

The “Consent to Grow/Process Hemp on Private Land form” must be filled out and submitted to the Department when the Grower Application is submitted.

What is on the form?

- Addresses of grower and land owner
- GPS locations of plots and how many acres
- Signatures of Grower and Land Owner

It must be uploaded in your grower application.

This is to tell us that the land owner knows that you are growing hemp on their property.



FIELD PLANTING REPORT

Image by Vahryz on Pixabay.com

- MUST include the assigned Plot ID
- Hemp Variety/ Strain that was planted and if seeds or transplants were planted
- The Source of Seeds or Transplants
- Area planted in acres
- What the primary intended purpose of the crop (ex. grain, fiber, floral)
- Date Planted
- Expected Harvest Date
- Box to check if this planting is a replant
- Box to check if no planting will occur on this plot

Do you intend to plant additional hemp at this address this year?

If only a portion of the licensed fields were planted, include an updated version of the map for this address.

Due within 15 days following the first day of each planting.

July 31st is the deadline to submit “No Planting” report for each unplanted field using this form

GREENHOUSE/ INDOOR PLANTING REPORT

- MUST include assigned Plot ID
- Hemp Variety/ Strain that is planted and what is being planted (seeds, cuttings, transplants)
- Source of Seeds or Planting Stock- indicate where you received the material from
- Area planted in square feet
- Date Planted
- Check box if no plants were planted this quarter
- Intended use of plants

If you are selling transplants or planting stock to other licensees indicate: the variety/ cultivar, number of transplants, date transferred, and recipient (you MUST include their license number)

Section for documenting planted greenhouse/ indoor growing area plots that were previously reported

This form is due within 15 days of planting, AND if no planting occurred, quarterly: March 31, June 30, September 30 and December 31

INSPECTION BY DOAG

*Not a reporting form but it's the next step in the process for the licensed grower

Once DOAG receives the Field Planting Report and/or Indoor/ Greenhouse Planting Report:

1. The DOAG may contact you to schedule an initial inspection.
2. The inspection is to confirm the GPS location of each plot(s) and verify seed/ propagule that was planted or to be planted.

HARVEST AND DESTRUCTION REPORTS




Photo Credit:
Colorado
Department of
Agriculture

Harvest: This form is due within 15 days prior to harvest

Information required:

- MUST include assigned Plot ID
- Hemp Variety/ Strain
- How many acres/ square feet to be harvested
- Primary Harvest(Grain, Fiber, Floral)
- Expected Sample Date and Time (must be completed in those 15 days)
- Expected harvest date (no more than 15 days after sampling)

Destruction: Due within 15 days prior to destruction

Information Required:

- MUST include assigned Plot ID
- Hemp Variety/ Strain
- How many acres/ square feet proposed for destruction
- Date of proposed destruction
- Reason for proposed destruction
- Proposed method of destruction

It is the licensee's obligation to keep records for a minimum of 3 years after harvest/ destruction of a crop which demonstrate that each harvested lot was sampled and tested.



POST-HARVEST REPORT

- MUST include assigned Plot ID
- Hemp Variety/ Strain
- Acres/ Square Feet Harvested
- Primary Harvest (Grain, Floral, Fiber)
- Harvest Date
- Processor License Number (in-state and out of state)
- Processor Name and Address

Are the harvested hemp material to be transported off-site immediately?

This form is due for every plot (indoor and outdoor) and is due within 15 days POST harvest.

HEMP PRE-HARVEST SAMPLE COLLECTION



HEMP PREHARVEST SAMPLING PROCEDURES

SAMPLING TIMELINE AND GROWER RESPONSIBILITIES

1. A completed Harvest/ Destruction Report Form from the licensee shall be provided to DOAG at least 15 days prior to the expected harvest date and include the date and time of sample collection.
2. The licensee will follow the sampling procedures below and submit a representative sample of the plot to be harvested at least fifteen (15) days prior to intended harvest date.
3. DOAG reserves the right to inspect, sample and test all hemp crop produced by any licensee at any time. Inspectors shall be provided with complete and unrestricted access to all hemp and other cannabis plants, whether growing or harvested, and all land, buildings, and other structures used for the cultivation and storage of all hemp and other cannabis plants.

HEMP PRE-HARVEST SAMPLING PROCEDURES

SAMPLING TIMELINE AND GROWER RESPONSIBILITIES

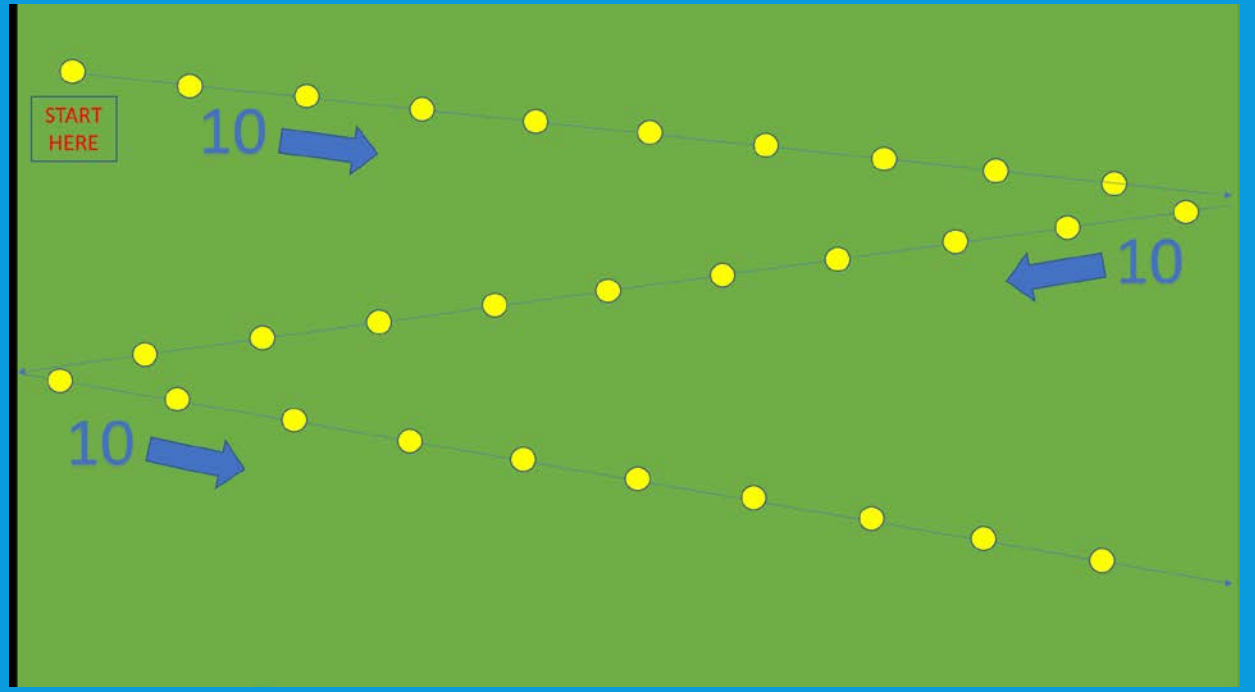
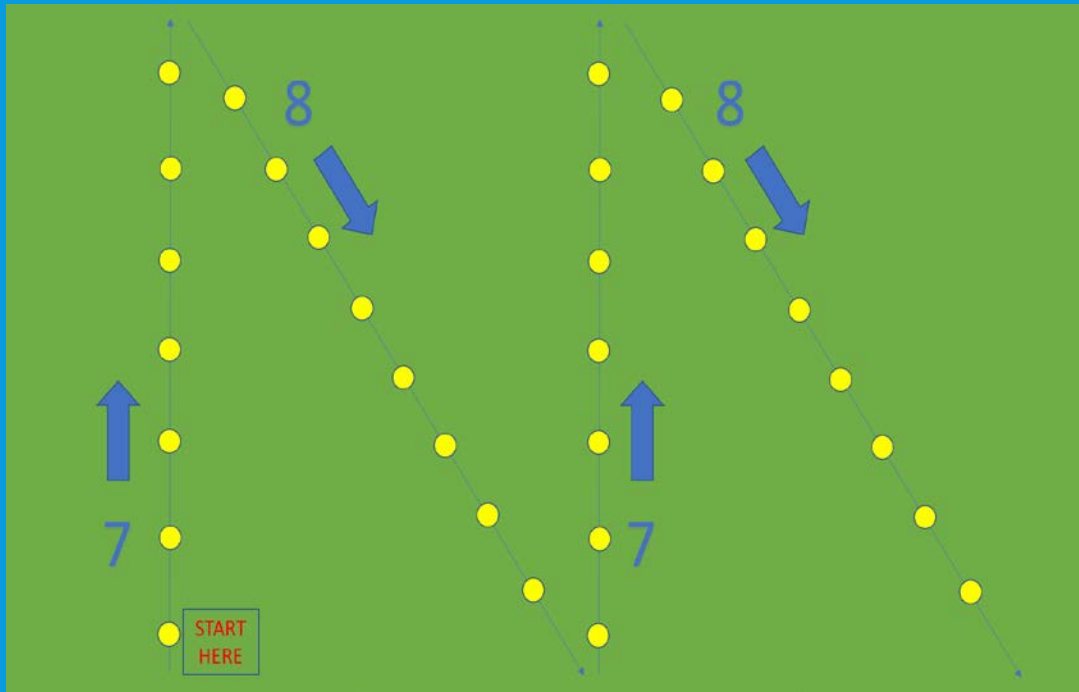
4. The licensee shall not harvest hemp until the DOAG receives the pre-harvest sample results from the laboratory, and authorizes the harvest in writing to the grower.

5. Upon receipt of DOAG's authorization to harvest, the licensee shall harvest the crop not more than fifteen (15) days following the date of sample collection by the grower. Unless an extension of the fifteen (15) day period is authorized in writing by DOAG. See the "Failure to Harvest with 15 days" section of this document.

Hypergeometric Table for Random Sampling

Total number of plants	Randomly select this number of plants
1-13	Sample all plants
14-15	13
16-17	14
18-19	15
20-22	16
23-25	17
26-28	18
29-32	19
33-38	20
39-44	21
45-53	22
54-65	23
66-82	24
83-108	25
109-157	26
158-271	27
272-885	28
886-200,000	29

SAMPLING PROCEDURE



These are typical sawtooth survey patterns starting in the corner of the field. The yellow dots indicate the approximate locations to collect samples.

HEMP PRE-HARVEST SAMPLING PROCEDURES

CHAIN OF CUSTODY FORM


Each sample must be documented on the Chain of Custody form.

Must include:


- Sample number
- Date of sample collection
- Time of sample collection
- Location (address where sample originated)
- Assigned Plot ID number
- Sample Description

EVERY time the samples are transferred to another person, it MUST be documented on the bottom of this form. Will begin with the sample collector and end with the laboratory.

This form must accompany the samples at all times including transportation.



State of Connecticut
 Department of Agriculture
 Bureau of Regulatory Services
 450 Columbus Blvd, Suite 702 Hartford, CT 06103
 Phone : | Email : AGR.Hemp@ct.gov



Hemp Sample Chain of Custody Form

License Holder:	Grower License#:
Name of Signing Authority (if Business):	
Email:	Phone#:

Complete this Chain of Custody form for each sample. Multiple samples can be listed on one form. Fill in the boxes with the appropriate information. Each time the official sample is transferred to another person the signature of the current sample custodian must be documented in the appropriate box along with the date and time.

Note: This form must be completed and accompany the sample at all times.

Sample Number	Date of sample collection	Time of sample collection	Location (address) where sample originated	Plot ID where sample originated	Sample Description

Relinquished by (Signature):	Date & Time	Relinquished by (Signature):	Date & Time	Relinquished by (Signature):	Date & Time

HEMP SAMPLES AND TRANSPORTING HEMP



This Photo by Unknown Author is licensed under [CC BY-SA](#)

The hemp sample being tested by a laboratory for THC concentration analysis must be:

- Sealed with a taper evident seal, and
- Labeled with all of the required information

Whenever hemp is in transit within the state, the licensed grower is required to keep the following documents with the hemp at all times:

- A copy of the grower license
- Original chain of custody form for untested samples
- A certificate of analysis showing the tested sample to have a delta-9 THC concentration at or below three-tenths percent (0.3 %) on a dry weight basis

HEMP PRE-HARVEST SAMPLING PROCEDURES

CHOOSING A LABORATORY

It is the licensed grower's responsibility to pay and transport the samples to the THC testing laboratory.

When choosing a laboratory, the laboratory must be:

1. Accredited to the International Organization for Standardization ISO/IEC standard, or
2. A Department of Consumer Protection authorized laboratory which provides analysis of controlled substances pursuant to section 21a-246 of the general statutes, University of Connecticut laboratory, the Connecticut Agricultural Experiment Station, the Department of Public Health laboratory, a United States Food and Drug Administration laboratory, or a United States Department of Agriculture laboratory

The laboratory must use a scientifically validated method for the measurement of THC in *Cannabis sativa*, including but not limited to post-decarboxylation or other similarly reliable methods.

The laboratory performing the analysis must notify the licensed grower and DOAG via email of the final test results within twenty-four (24) hours of completion of the analysis using AGR.Hemp@ct.gov

The laboratory must provide a certificate of analysis to the licensed grower and a copy must be kept with the hemp crop at all times.

HEMP PRE-HARVEST SAMPLING PROCEDURES

SAMPLE RESULTS-PASS

1. The testing laboratory will send a copy of the results to the DOAG via email.
2. The licensee shall not harvest the crop until the DOAG receives and approves the pre-harvest sample test results, and notifies the licensed grower in writing to proceed with the harvest.
3. The licensee shall harvest the crop not more than 15 days following the date of sample collection unless specifically authorized in writing by DOAG.

HEMP PRE-HARVEST SAMPLING PROCEDURES

FAILURE TO HARVEST WITHIN 15 DAYS

1. If the licensee fails to complete the harvest within fifteen (15) days of the date of the pre-harvest sample, the grower shall immediately report such fact to DOAG using the Harvest/Destruction Form. The report shall include the reason for failure to timely harvest such hemp and when the grower intends on harvesting such hemp.
2. The licensee may voluntarily destroy such plot which was not timely harvested, at the licensee's expense. The licensee shall submit the Harvest/ Destruction Report prior to destroying the plot. DOAG shall approve the destruction of the plot prior to the licensee destroying the plot.
3. DOAG will determine if the plot needs a second pre-harvest sample test taken by the grower, which will be at the licensee's expense.

HEMP PRE-HARVEST SAMPLING PROCEDURES

FAILURE TO HARVEST WITHIN 15 DAYS

4. The licensee may request permission from DOAG to harvest and for DOAG to conduct a post-harvest sample inspection and test, provided the grower maintains control of the harvested crop represented by the sample and pays the fifty (\$50.00) dollar resampling inspection fee, plus the costs of the test. The sample results from the sample taken by DOAG will be final.
5. If a licensee fails to request a post-harvest retest or to pay the resampling fee within fifteen (15) days of notification of pre-harvest results by DOAG, then DOAG shall order the licensee to destroy all hemp from the plot. The licensee shall submit the Harvest/ Destruction Report prior to destroying the plot.
6. In the event the licensee fails to destroy all hemp from the plot within the specified time, such licensee's license may be suspended and the grower shall not offer any hemp or hemp product for sale.

HEMP PRE-HARVEST SAMPLING PROCEDURES

SAMPLE RESULTS - FAIL

1. A sample fails THC testing if the test report indicates that the sample contains a delta-9 THC concentration greater than 0.3% on a dry weight basis.
2. The licensee may voluntarily destroy the plot or lot represented by the sample, at the licensee's expense.
3. The licensee may request permission from DOAG to harvest and for DOAG to conduct a post-harvest sample, provided the grower maintains control of the harvested crop represented by the sample, and pays the fifty dollar (\$50.00) resampling inspection fee, plus the costs of the test.
4. The licensee may request permission from DOAG to salvage parts of the hemp crop, even with a failed test.
5. If the licensed grower fails to request a post-harvest retest or to pay the resampling inspection fee within fifteen (15) days of pre-harvest results being received by DOAG, then the pre-harvest sample test results shall stand, and the DOAG shall order the licensed grower to destroy all hemp or other cannabis from the plot.
6. If the licensee fails to destroy all hemp or other cannabis from the plot within the specified time, the licensee shall be subject to sanctions pursuant to Public Act 19-3

HEMP PRE-HARVEST SAMPLING PROCEDURES

HARVESTED HEMP

Harvested hemp may be commingled with other hemp harvests from other plots, provided the plot ID for each location is maintained in the licensed grower's records.



CONTACT CT DOAG

AGRICULTURAL COMMODITIES DIVISION-HEMP PROGRAM

Hemp Program

860-713-2502

AGR.Hemp@ct.gov

www.CTGrown.gov/hemp



OTHER RESOURCES

COLLEGE OF AGRICULTURE, HEALTH AND NATURAL RESOURCES
Naturally@UConn

Home About Contributors

Cannabis research blooms in plant science department

Posted on February 26, 2019 by Jason M. Sheldon


 Hemp plant
A hemp plant in a growing tent.

Since the announcement of a new course devoted to the cultivation of cannabis, the [Department of Plant Science and Landscape Architecture](#) (PSLA) has received considerable attention. The class, Horticulture of Cannabis: From Seed to Harvest, developed by adjunct faculty member Matthew Debacco with assistance from Dr. [Gerry Berkowitz](#), has put a spotlight on teaching the science behind growing the plant to meet strong student interest in a rapidly expanding industry. However, the course represents only one branch of the department's flourishing academic focus on cannabis.

<https://naturally.uconn.edu/2019/02/26/cannabis-research-blooms-in-plant-science/#>

UConn Extension Service:

<http://www.extension.uconn.edu/>

 **COLORADO STATE UNIVERSITY** COLLEGE OF AGRICULTURAL SCIENCES

Home Hemp Insect Factsheets Hemp Insect Images Regulations and Pesticide Use

Hemp Insect Factsheets

Insects that Chew on Leaves

[Beet Webworm](#)



[Beet Armyworm](#)



<https://hempinsects.agsci.colostate.edu/hemp-insects-text/>