

# Connecticut Department of Public Health

## Weekly Influenza Update



### 2019-2020 Quick Notes for Week 45 (November 3 - November 9, 2019)

<b>Influenza Geographic Activity = LOCAL</b>		
<b>Influenza-associated Hospitalizations:</b>	<b>New This Week: 3</b>	<b>Season Total: 47</b>
<b>Influenza-associated Deaths:</b>	<b>New This Week: 2</b>	<b>Season Total: 2</b>
	<b>Pediatric New This Week: 0</b>	<b>Pediatric Season Total: 0</b>
<b>Influenza-like Illness was 2.01%, similar to the 1.82% observed last week.</b>		

### 2019-2020 Overview for Week 45 (November 3 - November 9, 2019)

<p>Outpatient Influenza-like illness (ILI) activity increased over the previous week. Influenza geographic activity is now at <b>LOCAL</b>.</p>	<p>A total of 3 patients hospitalized with influenza were reported in week 45. A total of 47 influenza related hospitalizations have been reported since the beginning of the 2019-20 season.</p>
<p>In week 45, the percent of emergency department visits for ILI statewide was 6.12%, slightly above but similar to the previous week and similar to levels seen at this time in the previous year.</p>	<p>Two influenza associated deaths were reported in week 45. These are the first flu-associated deaths reported during the 2019-2020 season. The deaths involved a resident of Litchfield County and a resident of Fairfield County, both of whom were aged greater than 65 years.</p>
<p>Of the 16 positive influenza tests reported to DPH in week 45, 1 (6 %) was Influenza A 2009 (H1N1), 1 (6 %) was Influenza A (H3N2), 8 (50 %) Influenza Type B, and 6 (38 %) were Influenza A (type unspecified).</p>	<p>No new influenza-associated pediatric deaths were reported in week 45. No influenza-associated pediatric deaths have been reported since the beginning of the 2019-20 season. Annual vaccination is the best way to protect children from influenza.</p>
<b>ALL DATA ARE PRELIMINARY AND SUBJECT TO CHANGE.</b>	

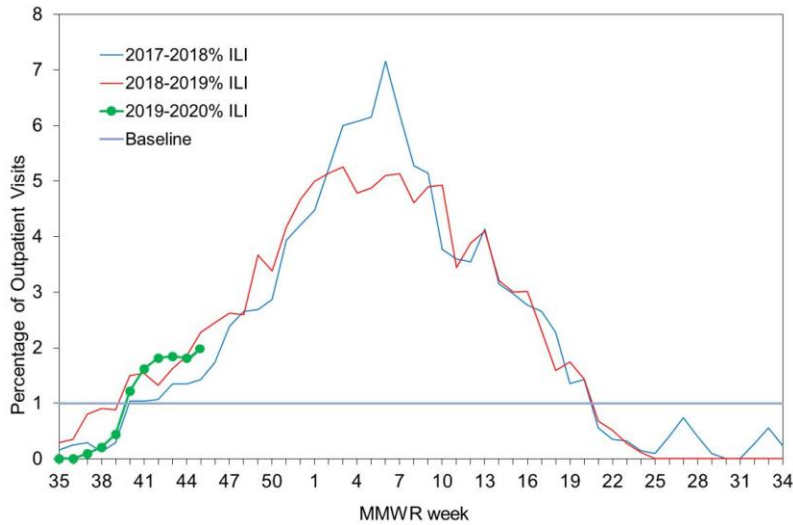
National influenza statistics through [Flu View](#).

Annual vaccination is the best way to protect against severe illness due to influenza.

### ILINet Surveillance

Each week a network of volunteer outpatient providers, including clinics, health centers, urgent care centers, and emergency departments, known as ILINet, report the percentage of patient visits with influenza-like illness (ILI), which consists of cough and/or sore throat and a fever >100°F in the absence of a known cause. The ILINet system was expanded in 2019 and should not be directly compared with previous seasons. As of November 9, 2019, outpatient ILI is at **2.01%**.

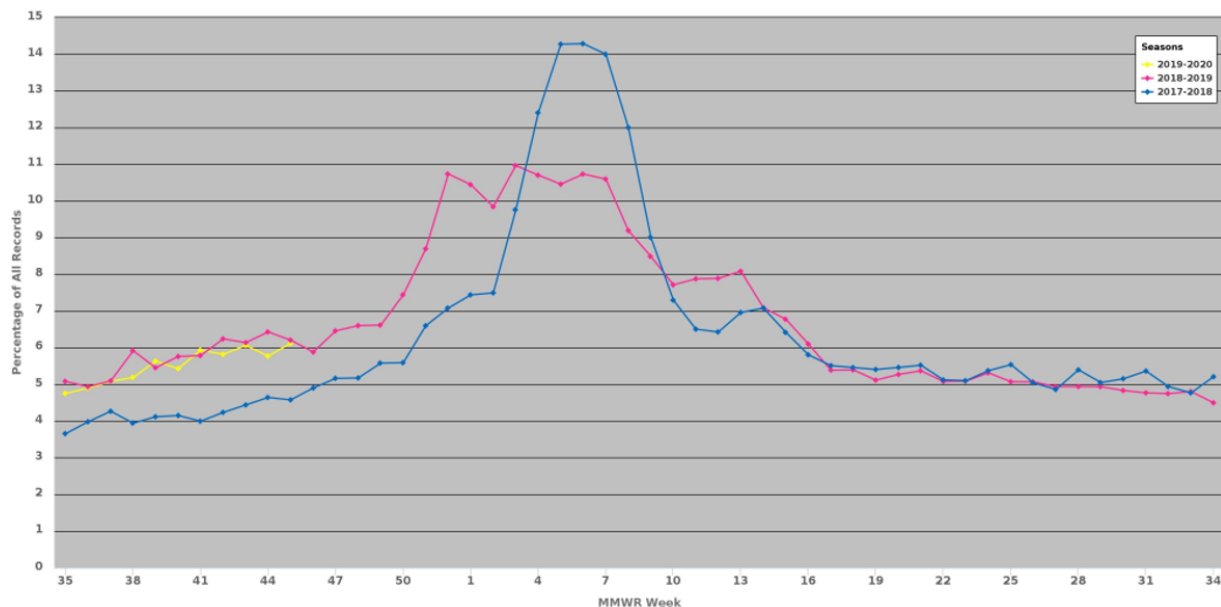
**Percentage of outpatient patient visits associated with ILI per MMWR week.**



### Hospital Syndromic Surveillance

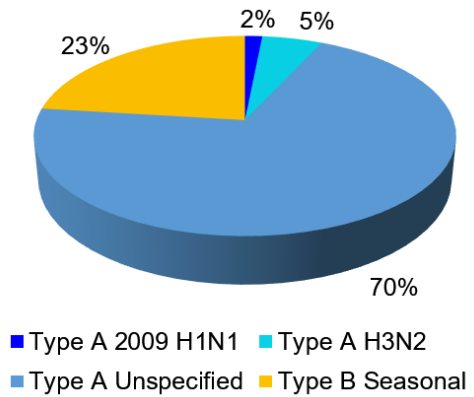
DPH receives near real-time information about emergency department (ED) visits from all 38 licensed, hospital EDs in Connecticut. This system was fully in place starting with the 2018-2019 season. Data from previous years are derived from the Hospital Emergency Department Syndromic System. As of November 9, 2019, **6.12%** of ED patients had ILI.

**Percentage of patients presenting to emergency departments statewide with complaints of ILI.**



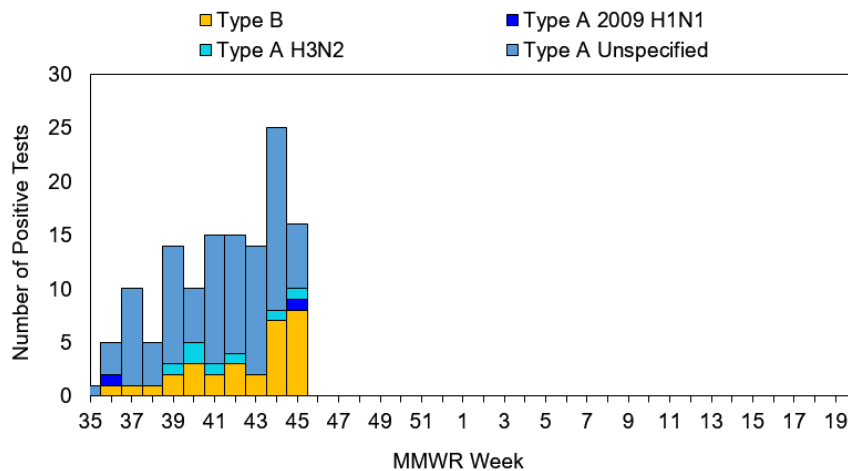
### Laboratory Surveillance

Laboratories report positive influenza tests to DPH. Test results may include the virus subtype (as H3N2), which helps determine the specific virus strains circulating in CT. Other results only provide a general type (Type A Unspecified, Type B). As of November 9, 2019, **130** positive influenza tests have been reported.

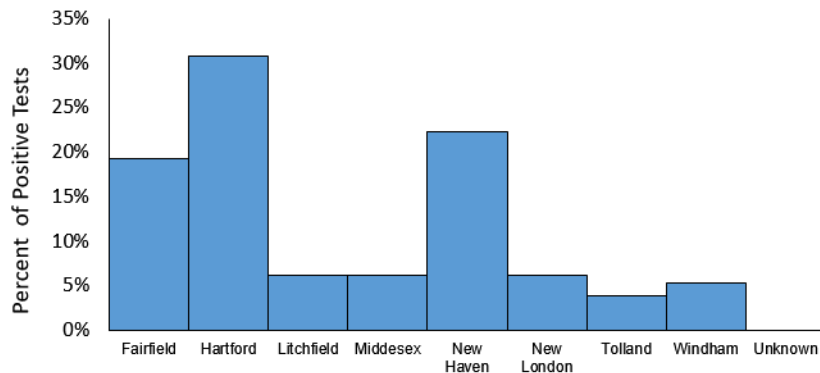


Percent of each influenza virus type reported to DPH during the current season.

Total number of positive influenza tests and the number of each influenza virus type reported to DPH per MMWR week during the current season.



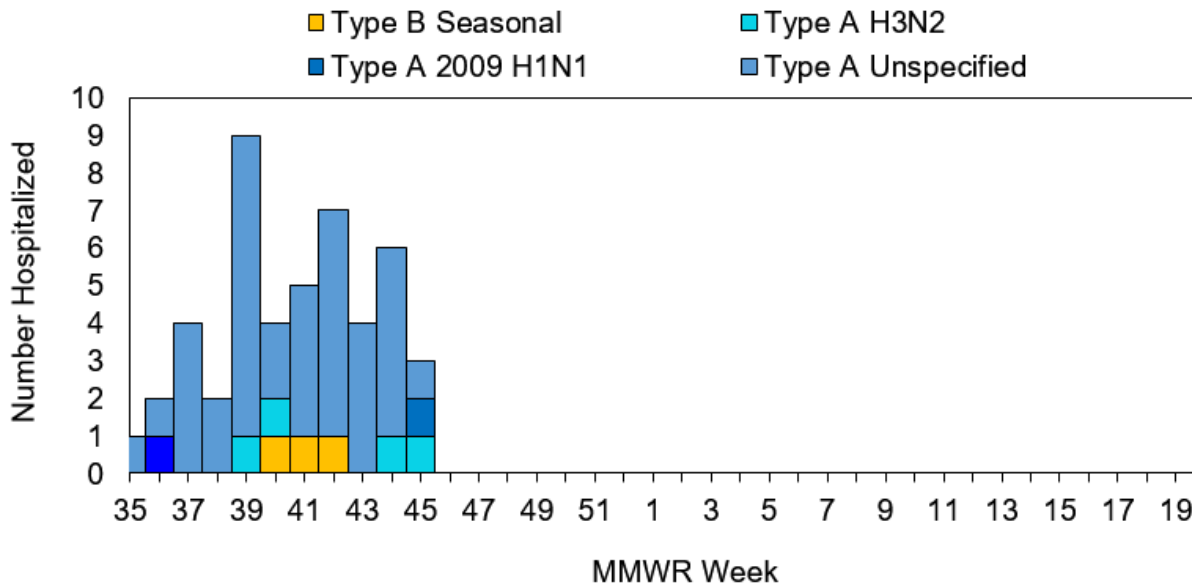
Percentage of all positive laboratory tests reported from each county in Connecticut during the current season.



### Hospital Surveillance

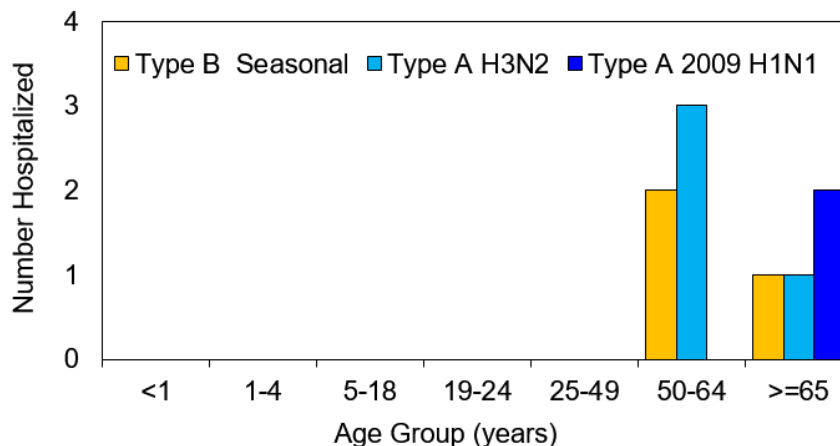
Hospitals report patients hospitalized with influenza to DPH. As of November 9, 2019, **47** patients have been hospitalized with influenza during the current season.

**Total number of patients hospitalized with laboratory-confirmed influenza by virus type per MMWR week.**



**Total number of reported patients hospitalized with influenza by age and influenza virus type during the current season.**

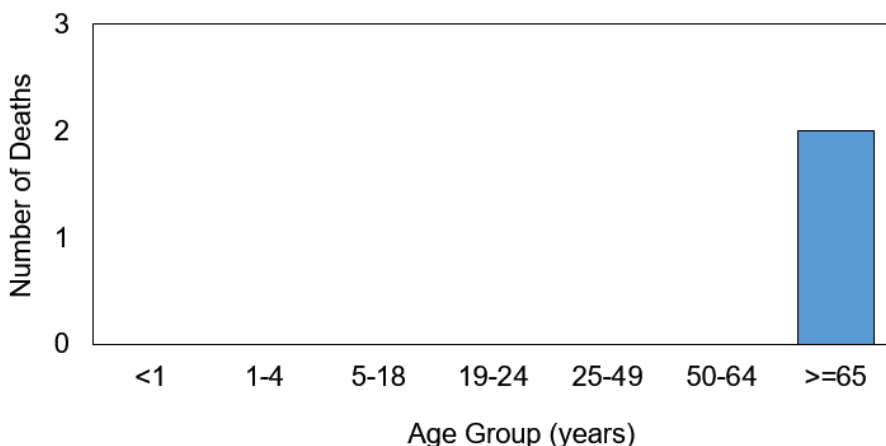
NOTE: Type A Unspecified test results are not displayed so other results may be clearly seen.



### Influenza-associated Deaths

Influenza associated deaths are reported to DPH. The graph shows the number of deaths associated with influenza by age group. Comparisons to previous years are provided when new data are available. **Due to the need to confirm reports and reporting delays, consider the current week data preliminary. As of November 9, 2019, two influenza-associated deaths have been reported to DPH.**

**Total number of influenza-associated deaths reported to DPH.**



**Total number of influenza-associated deaths per month for the 2015-2016, 2016-2017, 2018-2019, and current influenza seasons.**

