

CONNECTICUT'S FINANCIAL SUPPORT TO MUNICIPALITIES

State of Connecticut

OFFICE OF POLICY & MANAGEMENT 450 Capitol Ave., Hartford, CT 06106

August 24, 2017

Contents

Executive Summary	3
Statutory Formula Grants	9
State Owned PILOT	9
Colleges & Hospitals PILOT	10
Mashantucket, Pequot, and Mohegan Grants to Towns	11
Public School Transportation	14
Non-Public School Transportation	14
Adult Education.....	15
Education Cost Sharing (ECS)	16
Municipal Projects.....	18
MRSA	19
MRSA- Motor Vehicle Property Tax Grant.....	23
Additional Grant Programs.....	23
Teachers Retirement System	28
Capital Projects	29
School Construction.....	29
Transportation.....	29
Economic Development.....	31
LoCIP.....	32
STEAP	33
Legal Constraints	35
CCJEF	35
Sheff	36
Appendix 1	37
Appendix 2	47
Appendix 3	49
Appendix 4	56
Appendix 5	61
Appendix 6	68
Appendix 7	75
Appendix 8	79
Appendix 9	85
Appendix 10	92
Appendix 11	96

Appendix 12 103
Appendix 13 110
Appendix 14 111
Appendix 15 118
Appendix 16 119
Appendix 17 169

EXECUTIVE SUMMARY

In response to a request from Governor Dannel P. Malloy on August 2, this report attempts to provide a big-picture analysis of state provided aid to local governments, including expenditures from grants and funding for capital projects. And, it seeks to put that information into context with other areas of state funding in recent years. An additional report will follow containing information on the financial health of the municipalities in terms of their mill rates, fund balances, bond ratings, and grand list changes.

Presently, municipal aid is the largest category of state spending within the entire General Fund, totaling nearly \$5.1 billion in FY17, which includes:

- Statutory formula grants totaling more than \$3 billion annually, including State Owned PILOT, College & Hospital PILOT, Mashantucket Pequot & Mohegan, Regional Performance Incentive, Grants for Municipal Projects, the Municipal Revenue Sharing Account, Adult Education, and Education Cost Sharing.
- Capital programs such as local school construction that can range between \$600 million and \$850 million annually, Local Capital Improvement Projects (LoCIP), Town Aid Road (TAR), and the Small Town Economic Assistance Program (STEAP) are capital programs benefitting the municipalities. Other examples of capital funding benefitting municipalities include housing, public libraries, open space land acquisition, brownfields, economic development, and clean water.
- The state's share of contributions to the Teachers Retirement System, retiree health service cost, and debt service on the pension obligation bonds, totals just over \$1.2 billion in the current year, with projected escalation in the years ahead.

These programs help cities and towns offset the loss of local property taxes from housing, state owned property, hospitals, and non-profit institutions, assist with capital expenses, pave roads, and help support our neighborhood schools and educators.

Given Connecticut's deep historic connection to local government, state taxpayers are not saddled with supporting an additional layer of government with county government. This significantly benefits municipalities who as a result receive greater direct local aid; however, it also means that the State of Connecticut picks up a far greater share of aid to municipalities than a typical state, as the state maintains many of the responsibilities of a traditional county government at the state level.

In addition, the State of Connecticut actively engages municipalities in their economic development, and provides support for expanding and preserving their property tax bases. From securing Pratt & Whitney's headquarters in East Hartford, as well as UTC's and Sikorsky's, to the 1,823 small business express awardees and First Five recipients across the state, Connecticut continues to be committed to growing and supporting municipalities.

STATE AID TO OR ON BEHALF OF LOCAL GOVERNMENTS

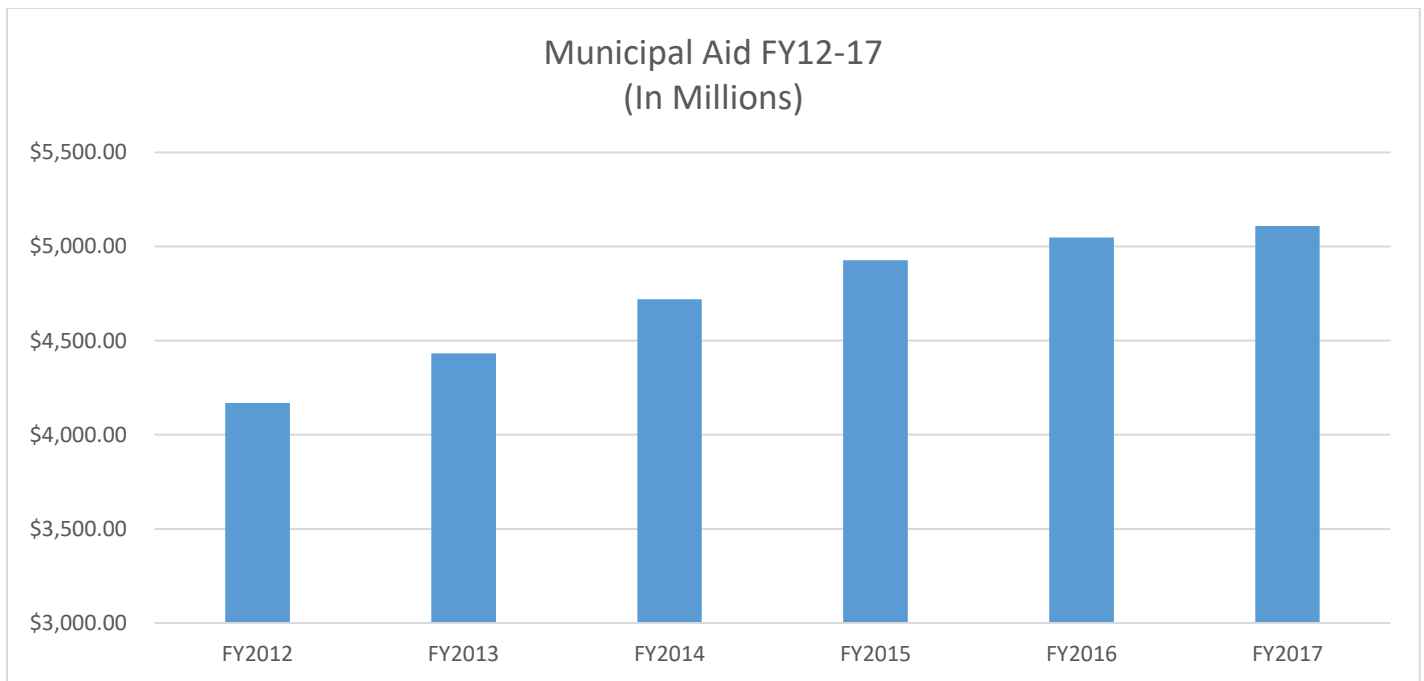
(in Millions)

<u>GRANT</u>	<u>FY 2015</u>	<u>FY 2016</u>	<u>FY 2017</u>
State Owned PILOT	\$ 83.6	\$ 71.4	\$ 66.7
College & Hospital PILOT	125.4	122.9	115.0
Mashantucket Pequot & Mohegan Grant	61.8	61.8	58.1
Town Aid Road Grant	60.0	60.0	60.0
LoCIP	30.0	30.0	0.0
Regional Performance Incentive Grants	9.7	10.1	0.0
STEAP	20.0	20.0	20.0
Grants for Municipal Aid Projects	56.4	60.0	60.0
Municipal Revenue Sharing Fund	0.0	0.0	175.0
Miscellaneous General Government Grants	37.0	28.8	27.8
Subtotal - General Government	<u>487.6</u>	<u>465.0</u>	<u>\$ 582.6</u>
Public School Transportation	\$ 24.9	\$ 22.3	\$ -
Non-Public School Transportation	3.6	3.4	0.0
Adult Education	20.0	20.0	19.3
Education Cost Sharing*	2,035.1	2,061.7	2,012.4
Magnet Schools	310.7	318.7	313.5
Special Education - Excess Cost	139.8	139.8	140.6
Local School Construction	600.0	700.0	650.0
Miscellaneous Education Grants	178.1	178.6	181.0
Subtotal - Education	<u>3,312.2</u>	<u>3,444.5</u>	<u>\$ 3,316.8</u>
Teachers' Retirement Contributions, Retiree Health Service Cost & Debt Service			
Retiree Health	\$ 13.7	\$ 14.6	\$ 20.0
Retirement Contributions	984.1	975.5	1,012.2
Debt Service	133.5	132.7	119.6
Subtotal - Teachers' Retirement	<u>\$ 1,131.3</u>	<u>\$ 1,122.8</u>	<u>\$ 1,151.8</u>
Total - Aid to Municipalities	<u>\$ 4,931.0</u>	<u>\$ 5,032.3</u>	<u>\$ 5,051.1</u>

*In FY 17, \$10M from MRSA reflected in ECS

Over the course of the last five fiscal years, municipal aid in adopted state budgets has increased by nearly \$1 billion, or more than 21%. Under current practice and funding levels, these costs would grow by billions in the years ahead. Connecticut state government will need to make basic choices about how to address these costs now, and in the years ahead. The options will include:

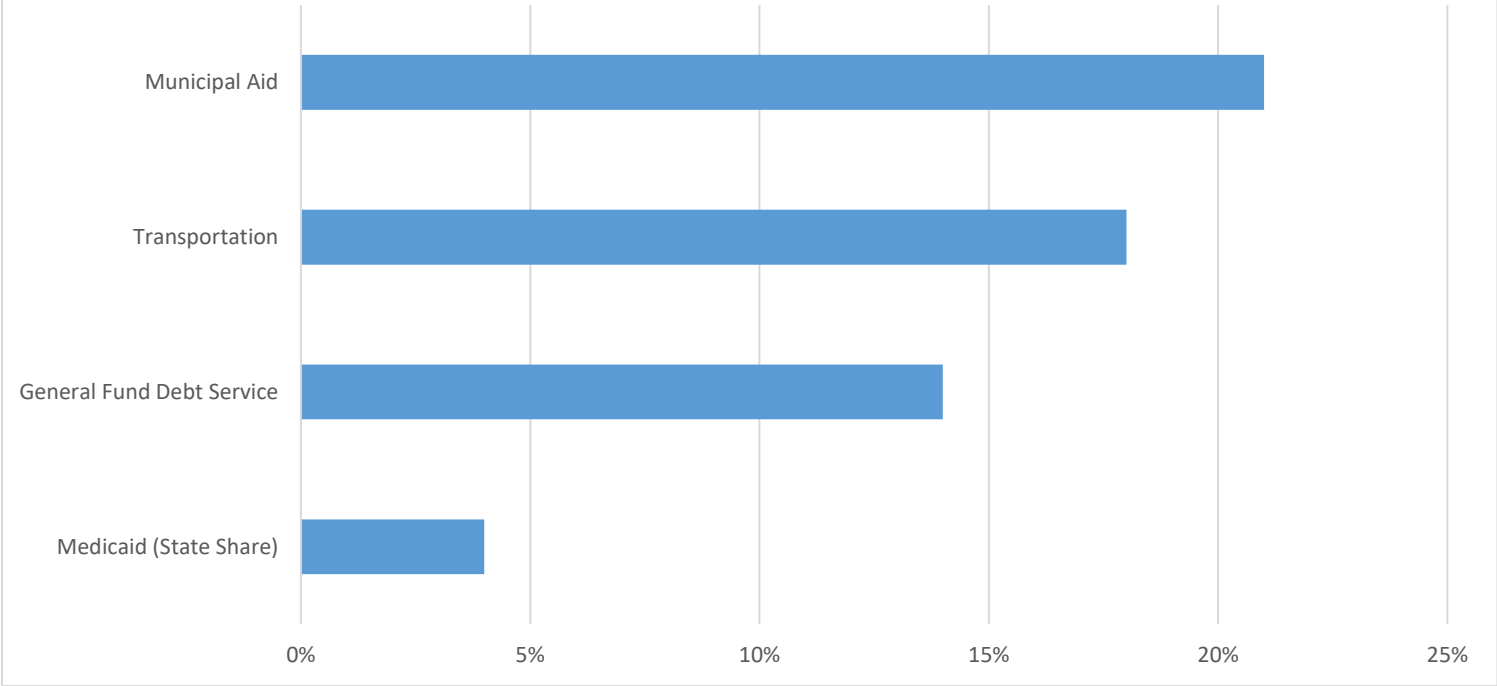
- Making structural changes to the relationship between state and local government, including the amount and methodology for distributing aid;
- Continuing to make significant expenditure reductions in other areas of government, potentially eliminating entire functions or government;
- Enacting large-scale tax increases to meet the growing demands of town aid.



The approximate \$4.3 billion in municipal aid in FY17 that comes from General Fund appropriations represents about 24% of total General Fund expenditures for all of last fiscal year. By way of comparison, Connecticut’s annual funding amounts for municipal aid are three times larger than the entirety of the Special Transportation Fund. To find equivalent amounts in the state budget, the state share of the Medicaid program (\$2.4 billion) would have to be combined with our SERS annual employer share (\$1.2 billion) and the entire agency budgets for DDS and DESPP, or all of the agency budgets of DESPP, DEEP, DDS, DMHAS, DOC, and DCF, the entire SERS contribution, and still be a few hundred million short.

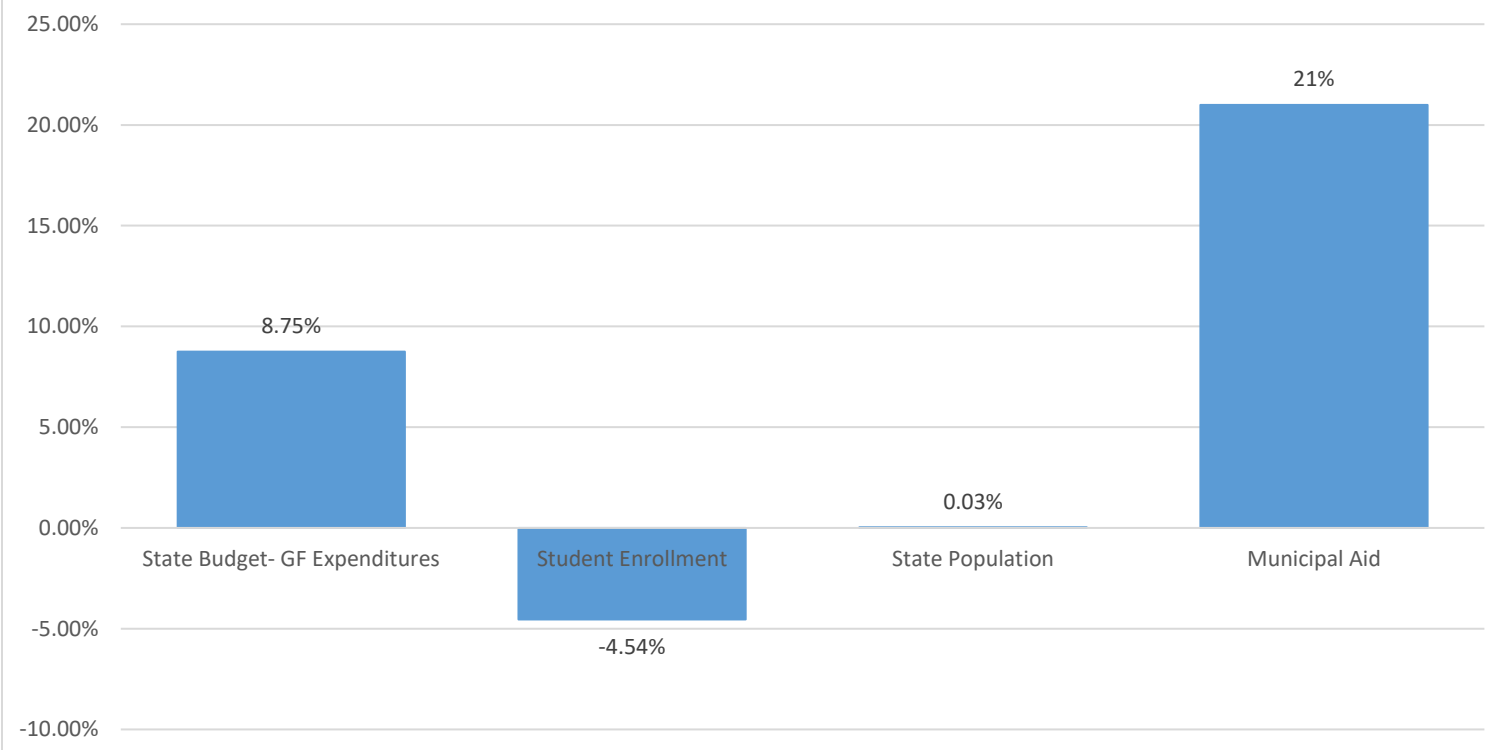
In addition, municipal aid shows no signs of slowing down its pace of growth over the last five fiscal years, far outpacing the growth in the state’s share of spending on Medicaid, debt service, and transportation during the same period.

Percent Changes in Major Categories of Spending Since FY12

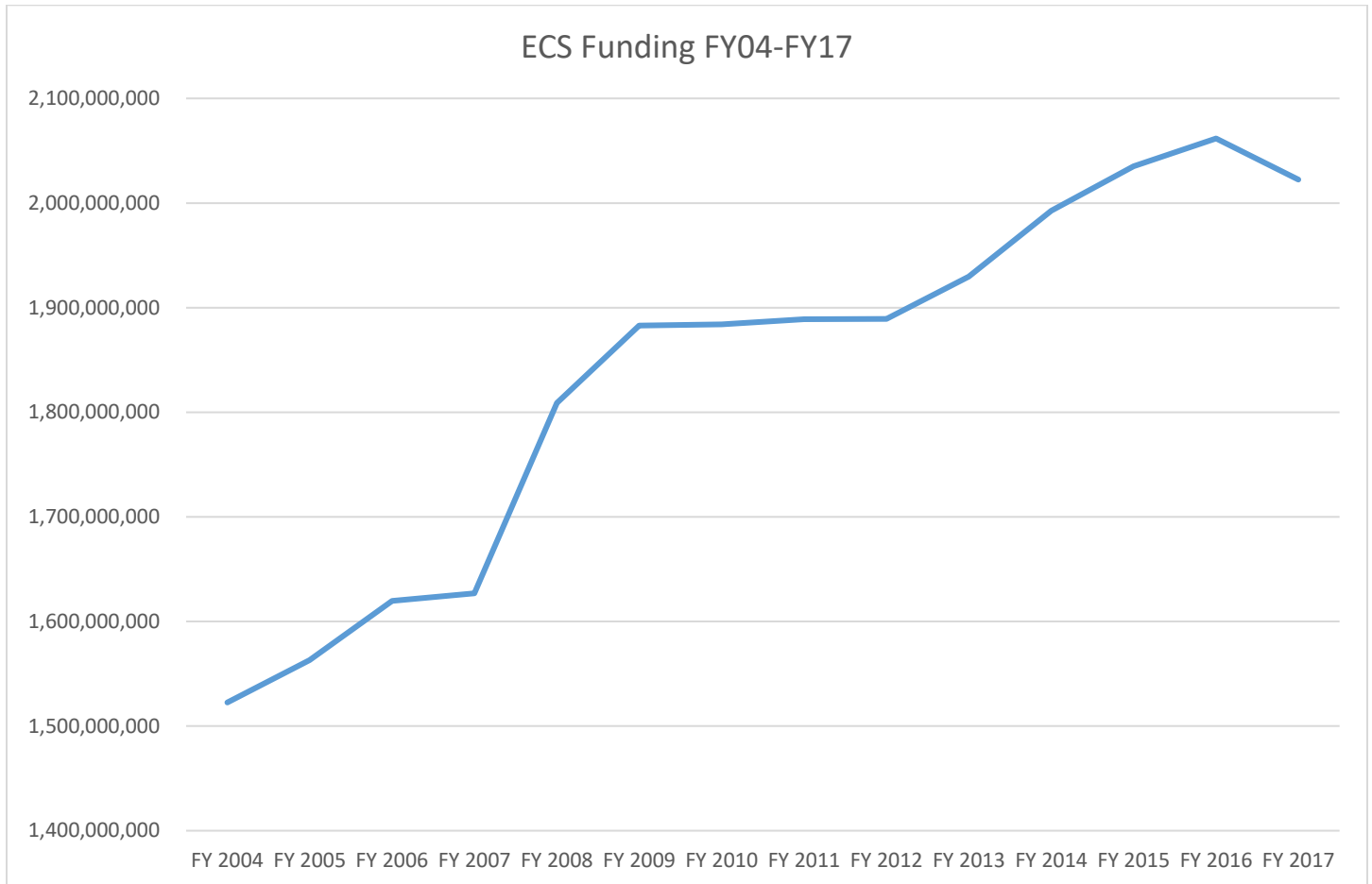


During this period of municipal aid growth, overall General Fund expenditures have grown by 8.75%, but more strikingly, the state’s population has only grown by hundredths of percentage points and overall student enrollment has contracted by more than 4.5%.

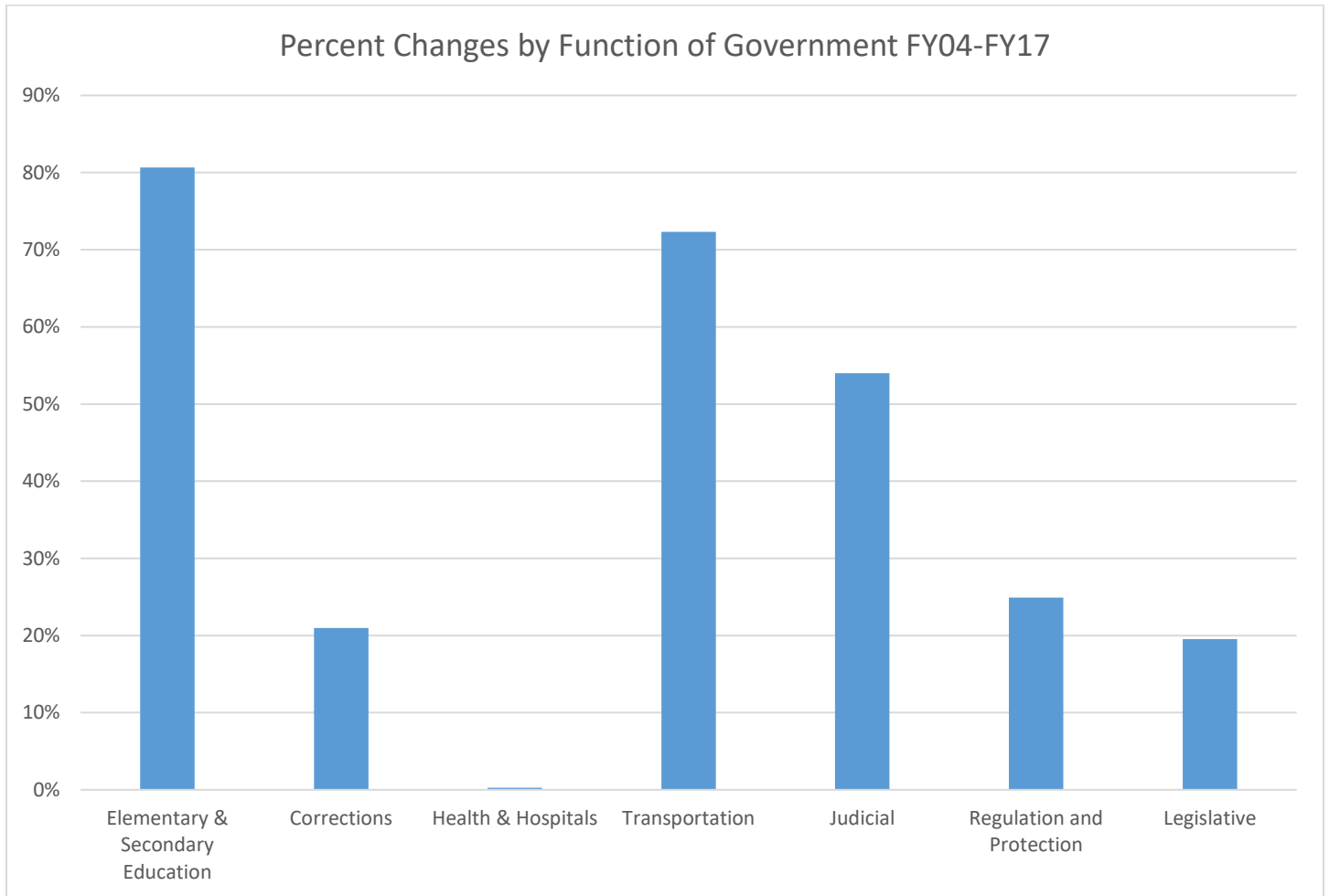
Municipal Aid Has Increased While the State Population Has Been Flat and Student Enrollment Has Fallen



There are two primary drivers of the increase in municipal aid costs: ECS grants and teacher pensions. As is the case with county government, Connecticut is unique in how it funds its teacher pensions, with only the teacher and the state paying for the entirety of the system. In most jurisdictions, the cost of the employer share of the pension is borne by the employer -- not entirely by the state. As a result, as pension costs increase, so do municipal aid costs. The other cost driver, ECS grants, have been continuing to grow rapidly over the last decade-and-a-half to well over \$2 billion annually:



The continued escalation of ECS has made education spending one of the fastest growing functions of government, far out-pacing transportation, corrections, and regulation and protection as functions of government and helping explain the growth in municipal aid over the last several decades:



The information that follows is an explanation of various grant or capital programs that currently or have previously benefitted municipalities, with links to appendices with town-by-town runs for each program. Additionally, there are links to town-by-town runs for statutory formula aid and percent change from FY11-17 available at [Appendix 1](#) and [Appendix 2](#).

STATUTORY FORMULA GRANTS

STATE OWNED PILOT

The Office of Policy and Management administers this payment-in-lieu of taxes (PILOT) program pursuant to CGS §12-19a, §12-19b, §12-19c, §4b-39, §32-666, and §12-18b. This program provides payments for real property tax losses due to exemptions applicable to state-owned real property, certain real property that is the subject of a state lease or long-term financing contract, municipally-owned airports and certain land held in trust by the federal government.

Payments in FY 2017 relate to exemptions on the 2014 Grand List; FY 2018 and FY 2019 payments are for exemptions on the 2015 and 2016 Grand Lists.

A property's use and the amount of state-owned real property in a town determine PILOT percentages, which are:

- (1) 100% for state prison facilities used for purposes of incarceration in the prior fiscal year, that portion of the John Dempsey Hospital used as a permanent medical ward for prisoners, the Connecticut Juvenile Training School, land designated under the 1983 settlement boundary and taken into trust by the federal government for the Mashantucket Pequot Tribal Nation on or after June 8, 1999, and all state-owned property in a town in which the State of Connecticut owns more than 50% of the property within the town's boundaries;
- (2) 65% for the Connecticut Valley Hospital; and
- (3) 45% for all other state-owned real property, certain real property leased by the state as described in §4b-39, municipally-owned airports and certain other real property owned or controlled by the federal government.

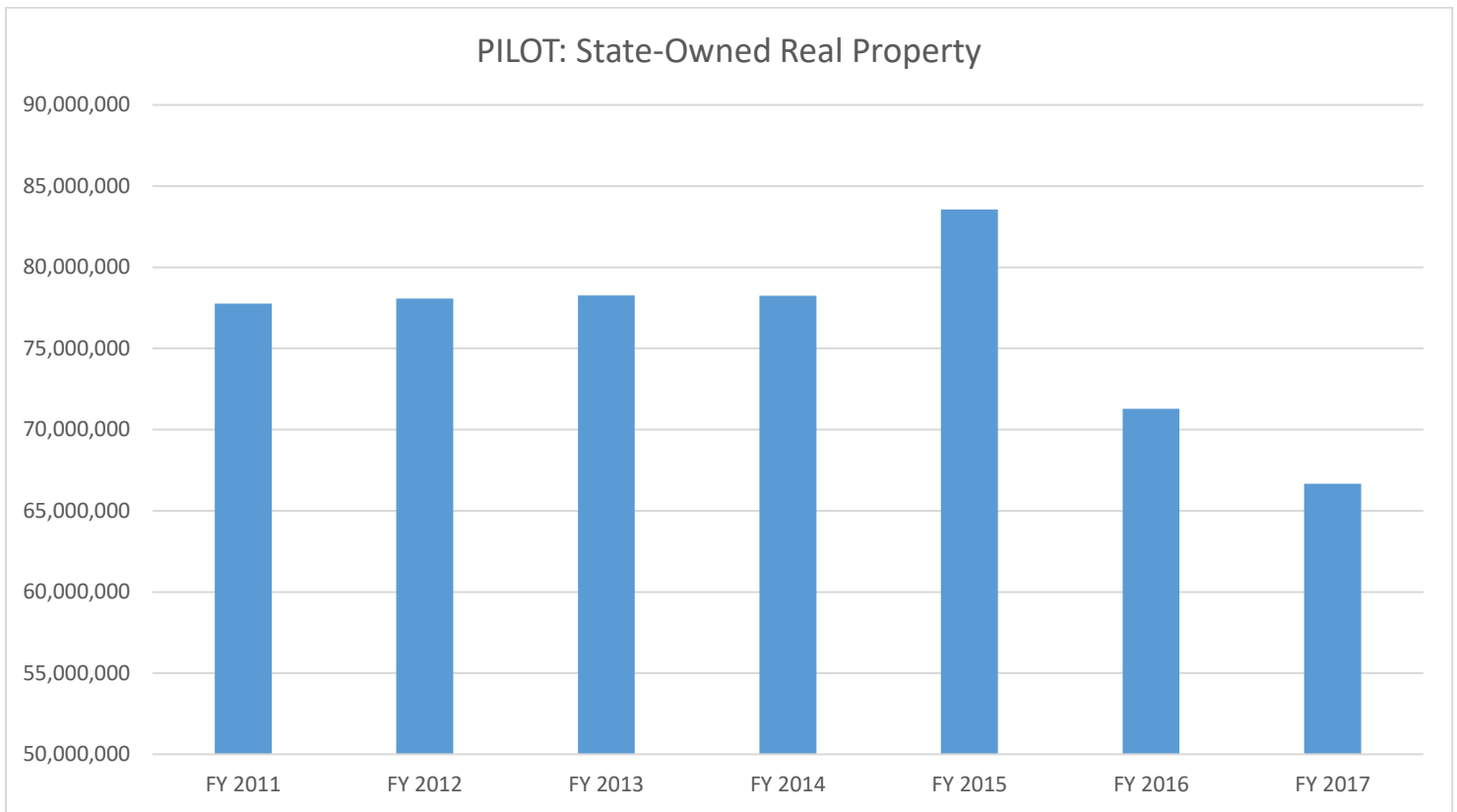
A grantee's payment in any year may reflect a modification due to an audit of an amount previously paid. Since FY 2015, the four towns of Windsor Locks, Suffield, East Granby and Windsor receive a total of \$4,678,571.79 directly from the Connecticut Airport Authority, for the Bradley International Airport property, regardless of actual property tax loss. This payment will not be part of the State Owned PILOT payment.

There is also a proportionate reduction of PILOT totals to the amount of the appropriation in any year in which funding is insufficient. Beginning in FY 2017, payments are tiered based on a town's mill rate and amount of exempt property; towns are guaranteed the amount received in FY 2015.

For FY 2017, a town-by-town payment list was established pursuant to Section 21 of Public Act 16-2 (May Special Session).

Grantees receive PILOT payments on or before September 30th.

Under the Governor's [2017 Executive Order Resource Allocation Plan](#), these grants will not be issued.



Town-by-town runs available at [Appendix 3](#).

COLLEGES & HOSPITALS PILOT

The Office of Policy and Management administers this PILOT program pursuant to CGS §12-19b(b), §12-20a, §12-20b, and §12-18b. This program provides payments for real property tax losses due to exemptions applicable to eligible private colleges and general and free standing chronic disease hospitals. Payments in FY 2017 relate to exemptions on the 2014 Grand List; FY 2018 and FY 2019 payments are for exemptions on the 2015 and 2016 Grand Lists.

The calculation of the PILOT for towns and certain fire districts reflects 77% of their tax losses for the appropriate grand list. Exceptions to this calculation include the campuses of the Connecticut Healthcare Systems located in Newington and West Haven and owned by the United States Department of Veterans’ Affairs. Additionally, CGS §12-20b and §12-19b specify the following payments: \$100,000 for the Connecticut Hospice in Branford; \$1,000,000 for the United States Coast Guard Academy in New London; and \$60,000 for the state-owned forest in Voluntown.

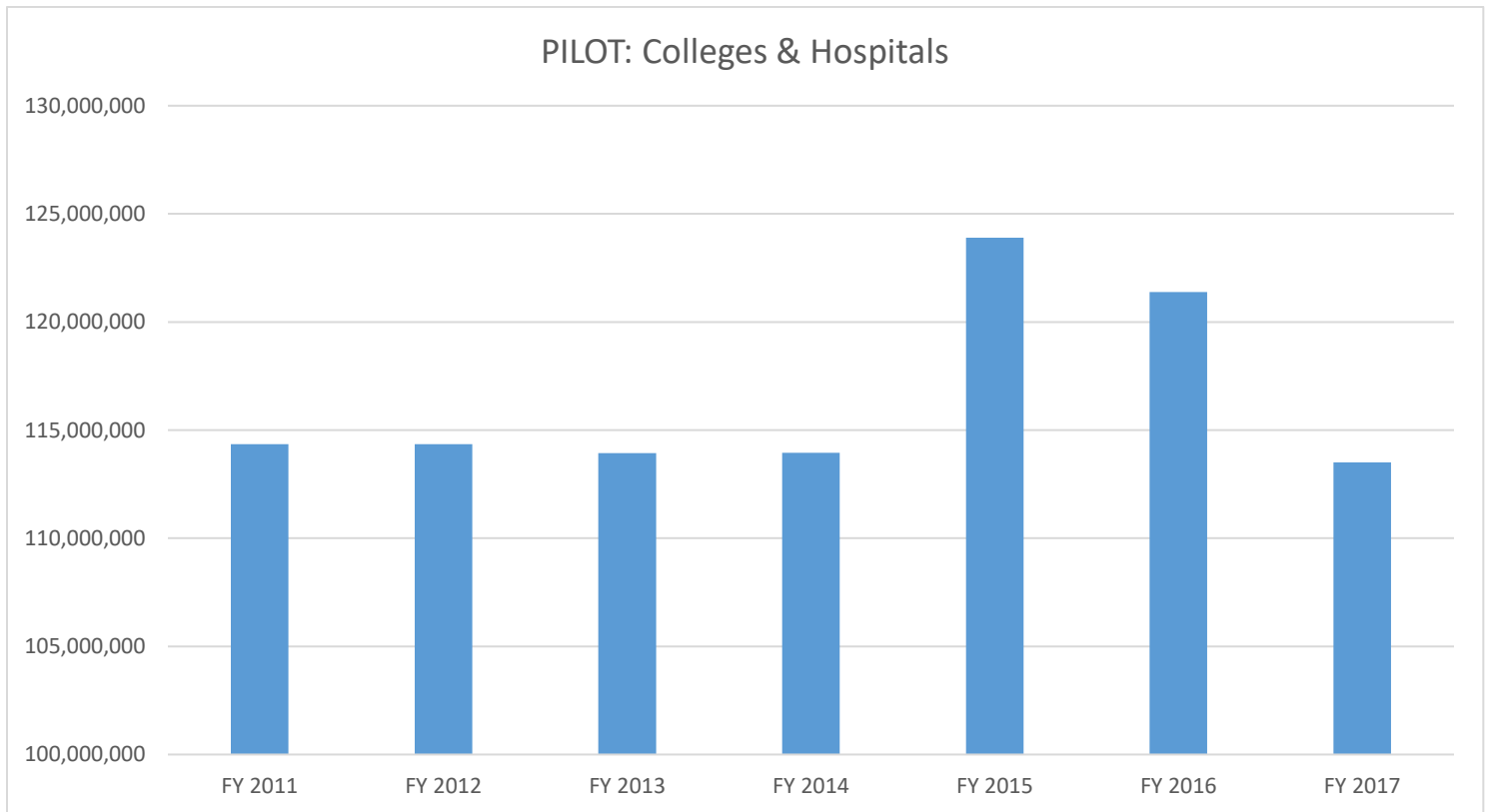
A grantee’s payment in any year may reflect a modification due to an audit of an amount previously paid. There is also a proportionate reduction of PILOT totals to the amount of the appropriation in any year in which funding is insufficient.

Beginning in FY 2017, payments are tiered based on a town's mill rate and amount of exempt property; towns are guaranteed the amount received in FY 2015.

For FY 2017, a town-by-town payment list is established in Section 22 of PA 16-2 (MSS).

Grantees receive PILOT payments on or before September 30.

Under the Executive Order Resource Allocation Plan, these grants will not be issued.



Town-by-town runs are available at [Appendix 4](#).

MASHANTUCKET, PEQUOT, AND MOHEGAN GRANTS TO TOWNS

The Office of Policy and Management administers this program under which payments from the proceeds of the Mashantucket Pequot and Mohegan Fund are determined pursuant to CGS §3-55i, §3-55j, and §3-55k, Section 192 of PA 15-244, and Section 96 of Public Act 06-187, which is not codified but remains in effect.

The statutory amount cited for each formula is allocated based on the following:

- (1) \$20 million on the basis of the PILOT for State-owned Real Property – the amount for each town is calculated at one-third of the difference between what the town receives as a PILOT (excluding prior year adjustments), and what it would have received if the PILOT program had

been funded at \$85,205,085. After required minimum payments are reflected, town-specific amounts are prorated to \$20 million. In accordance with Public Act 15-244 §192(a), beginning in FY 2016, the amount provided through this portion of the formula is equal to the amount provided in FY 2015;

- (2) \$20.1 million on the basis of the PILOT for Private Colleges and General and Free Standing Chronic Disease Hospitals – the percent of each town’s PILOT (excluding prior year adjustments) to the total PILOT for all towns is calculated and the result is multiplied by the \$20,123,916 allocated for this portion of the formula. In accordance with Public Act 15-244 §192 (c), beginning in FY 2016, the amount provided through this portion of the formula is equal to the amount provided in FY 2015;
- (3) \$35 million on the basis of CGS §3-55j(e) – a modification of the Property Tax Relief Fund formula in CGS §7-528;
- (4) \$5.475 million allocated to certain designated municipalities on the basis of said Property Tax Relief Fund formula; and
- (5) An additional \$47.5 million for all towns, distributed pro rata on the basis of each town’s grant determined under (1) through (4) above, to the total of all such grants, pursuant to CGS §3-55j(j).

Regardless of the formulas described in (1) through (4) above, the amounts allocated to 28 towns are specifically set forth in CGS §3-55j(g). In addition, Ledyard, Montville, North Stonington, Norwich and Preston each receive an additional \$750,000 annually.

Towns receive a proportionate share of an additional \$1.6 million. These towns are members of the Southeastern Connecticut Council of Governments, or distressed municipalities that are members of either the Northeastern Connecticut Council of Governments or the Windham Region Council of Governments.

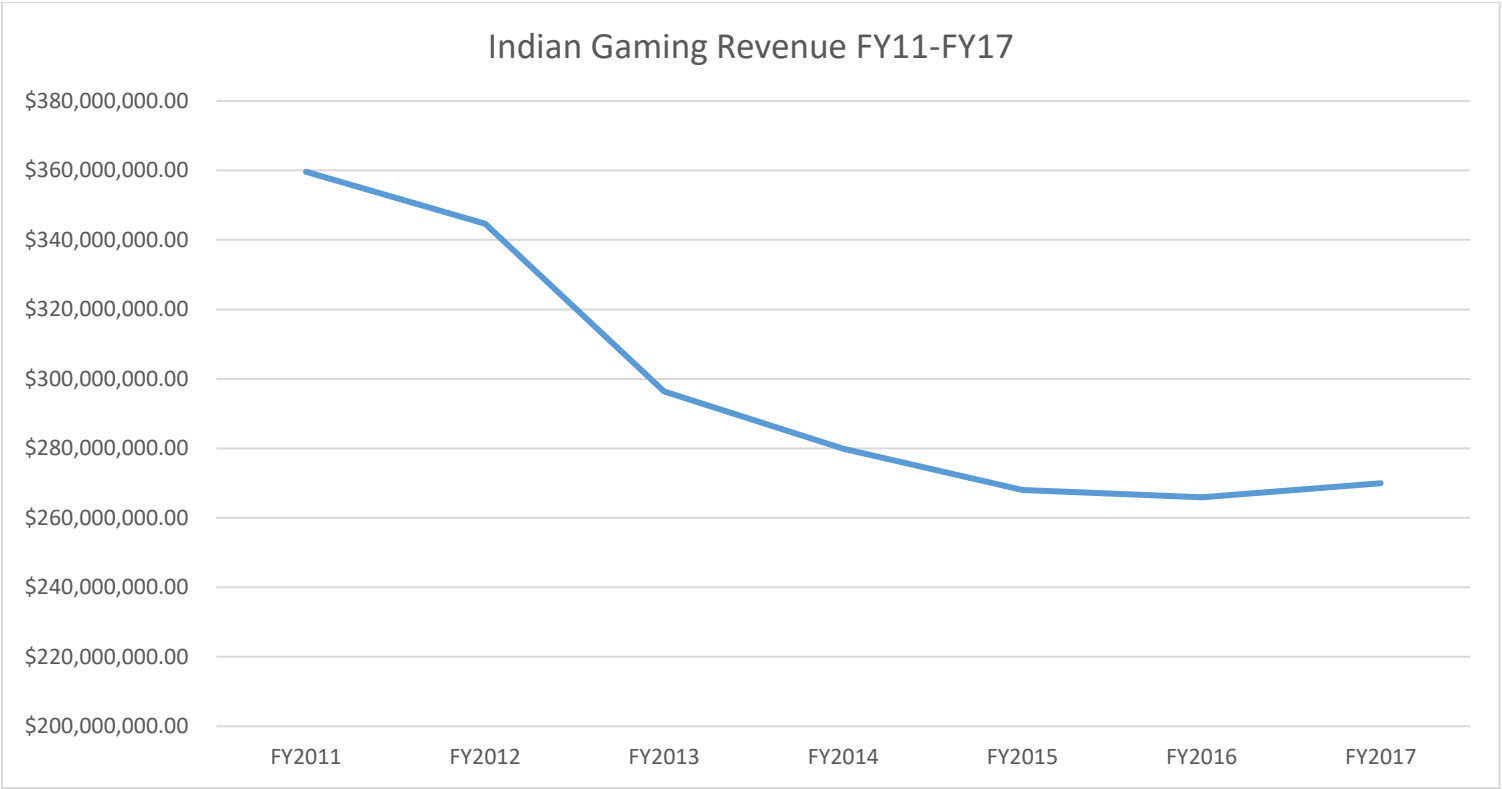
A town’s grant is its total formula-derived amount reduced proportionately to the program’s annual appropriation, although the additional amounts payable to the towns described in the preceding paragraph are not subject to this provision. Pursuant to CGS §22a-27j, a town’s first grant payment in any year may reflect a deduction of up to \$4,000 if the town has failed to make required payments to the Environmental Quality Fund. The estimates shown in this publication *do not* reflect these deductions, nor do they separately reflect that portion of the grant based on the PILOT formulas described above in (1) and (2) that certain towns must share with an eligible special services district located within their boundaries.

For FY 2017, a town-by-town payment list is established in Section 23 of PA 16-2 (MSS).

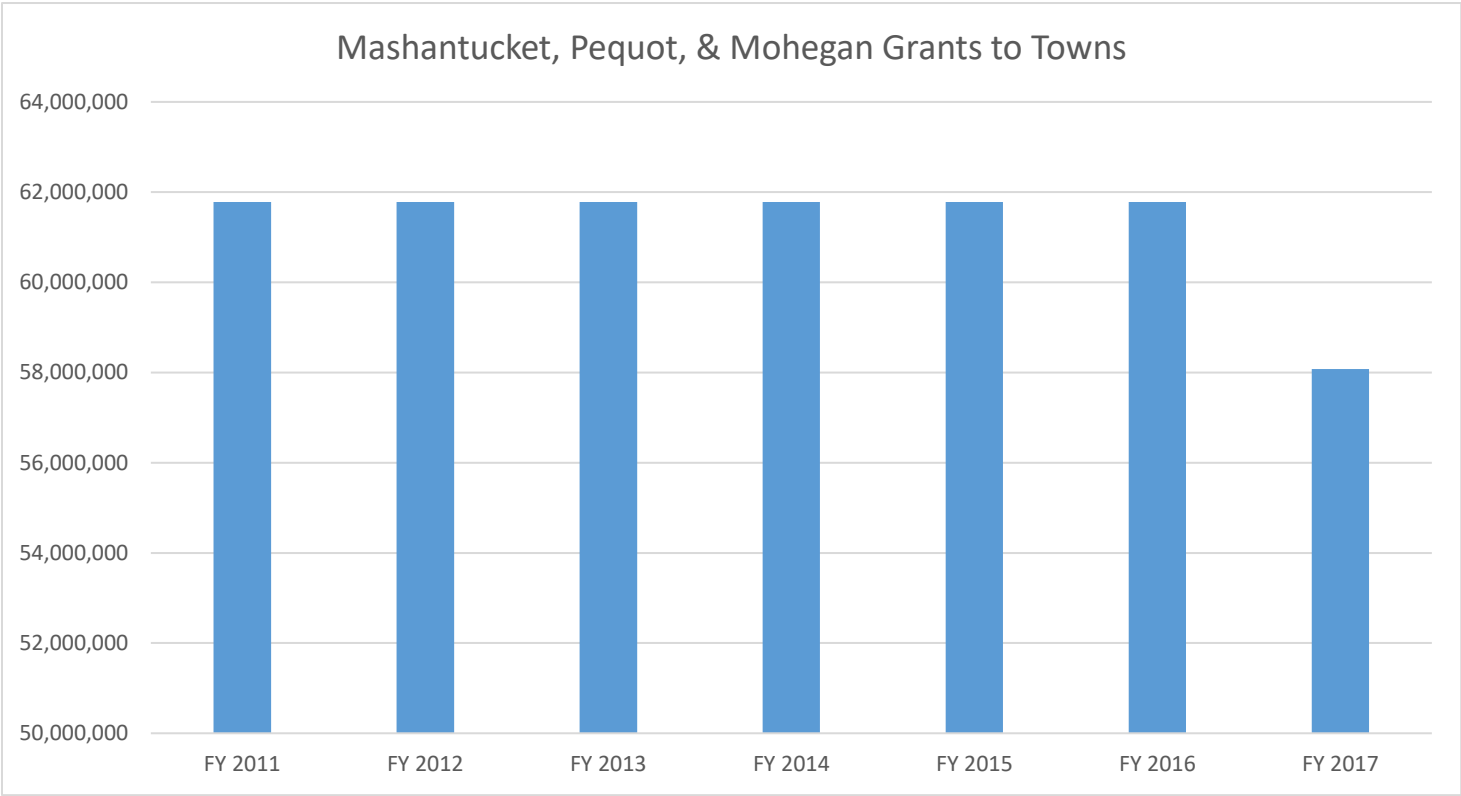
Grantees receive payments in three installments on or before January 1st, April 1st and June 30th.

Under the Governor’s 2017 Executive Order Resource Allocation Plan, these grants will not be issued.

Since FY11, Indian gaming revenue has steadily declined. Indian gaming revenue peaked in FY 07 and since then has continued to decline, falling by almost 40% through FY 16.



But the funding for the Mashantucket, Pequot, and Mohegan grant has largely remained static year over year:



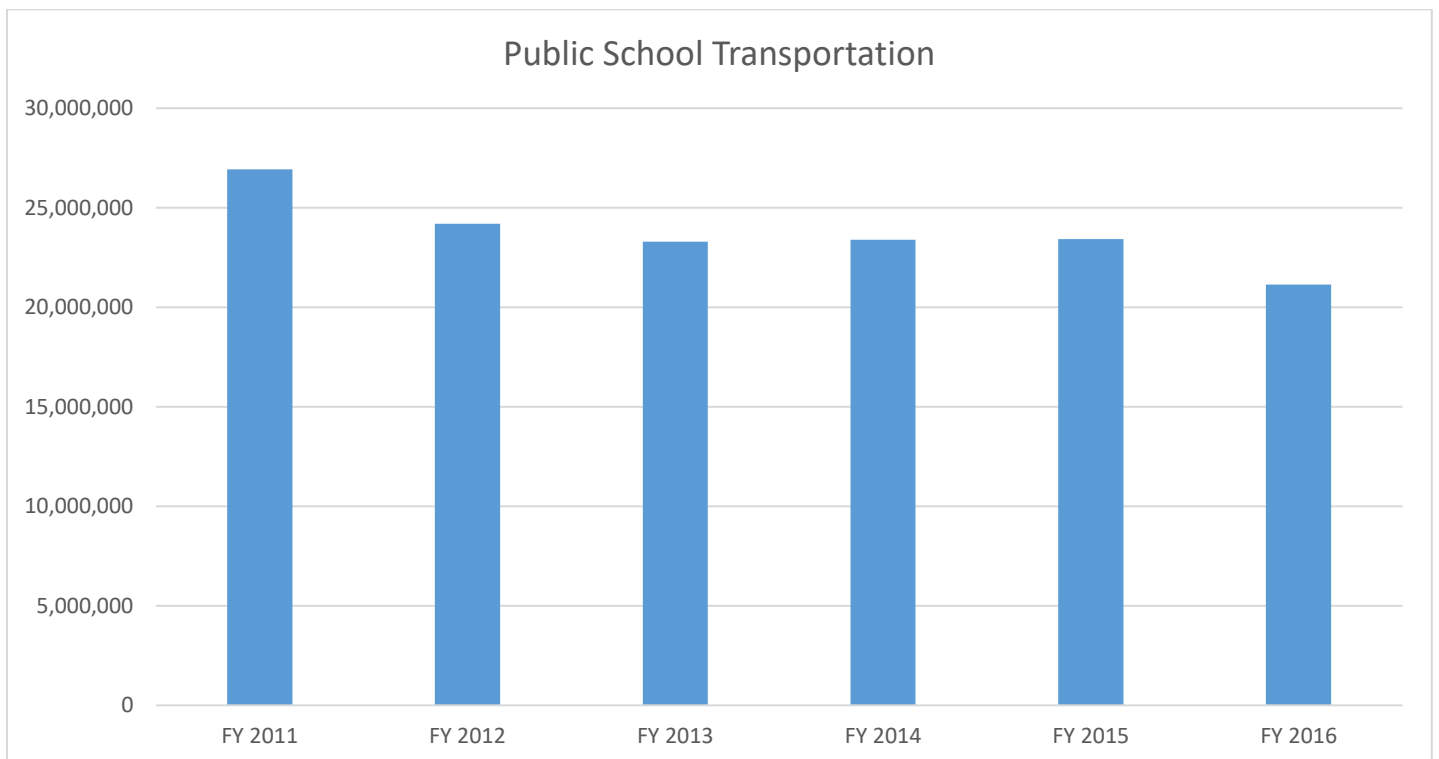
Town-by-town runs are available at [Appendix 5](#).

PUBLIC SCHOOL TRANSPORTATION

The law requires boards of education to furnish, by transportation or otherwise, school accommodations so that each child five years of age and over and under age 21 who has not graduated from high school or vocational school may attend public school (CGS §10-186 (a)). The law further states that each board of education must provide each child who is of school age and residing in the district with the opportunity to attend public school and provide transportation for children wherever it is “reasonable and desirable” (CGS §10-220 (a)).

The state reimburses school districts for between zero and 60% of their eligible school transportation costs. The actual percentage reimbursement depends on the school district's wealth, with poorer districts receiving a higher percentage. The regular reimbursement rate is increased by 10 percentage points for K-12 regional districts and five percentage points for high school regional districts. By law, reimbursements are capped at the amount appropriated for the grants in each year's state budget. If the total grants payable exceed the appropriated amounts, the grants must be proportionately reduced. Grants have been capped in this manner since FY 2004 (CGS § 10-266m).

As of FY17, this form of municipal aid is no longer provided by the State of Connecticut.



Town-by-town runs are available at [Appendix 6](#).

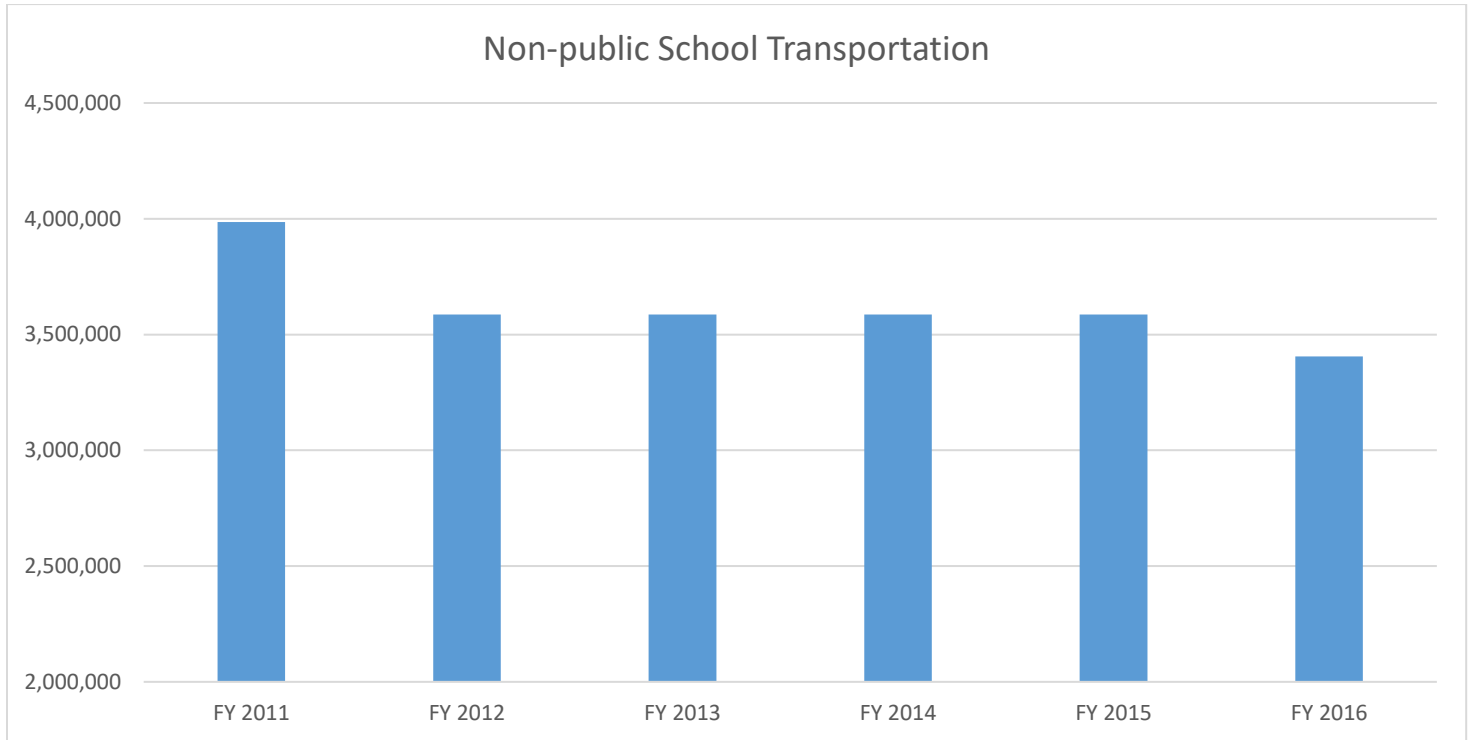
NON-PUBLIC SCHOOL TRANSPORTATION

State law requires towns to provide their resident students with the same school transportation services to private, nonprofit schools located in the school district as it does to public schools,

provided a majority of the students attending the private school are Connecticut residents. The amount a town must spend to provide this transportation is limited to twice the per-pupil amount it spent on public school transportation in the preceding school year (CGS § 10-281). Towns receive the same state grant for providing required transportation to private schools within their school districts as they do for providing public school transportation.

The law also allows, but does not require, towns to provide transportation to private, nonprofit schools outside the district but within the state, but the state does not reimburse towns for providing this transportation unless the town does not maintain a high school and, as a result, it provides transportation to a private high school outside the school district (CGS §§ 10-277 and 10-280a).

As of FY17, this form of municipal aid is no longer provided by the State of Connecticut.



Town-by-town runs are available at [Appendix 7](#).

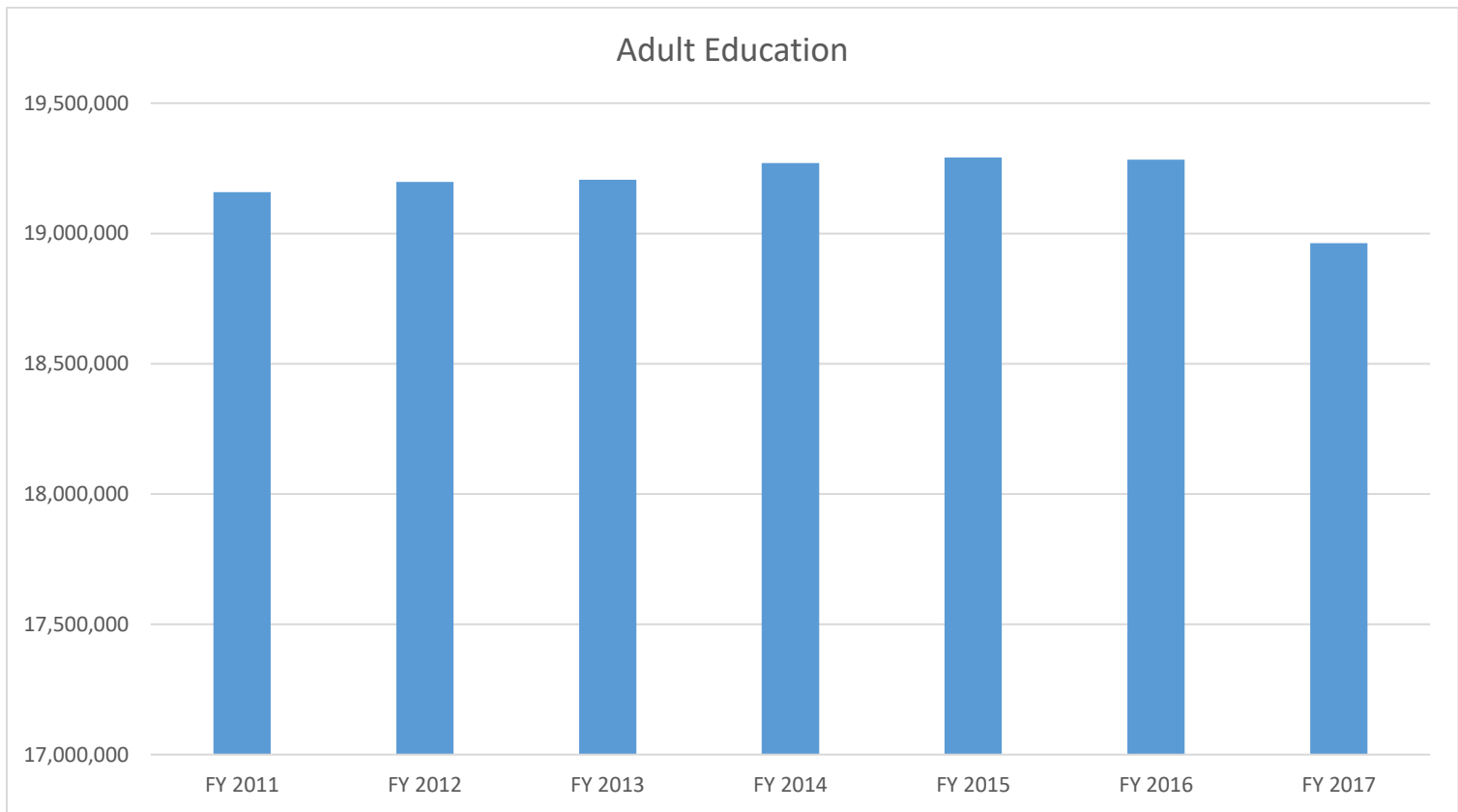
ADULT EDUCATION

The Adult Education grant is administered by the State Department of Education pursuant to CGS §10-71 and §10-71a. Grants to reimburse adult education expenditures are determined on a sliding scale with a percentage ranging from 0% to 65%. Districts identified under CGS §10-266p(a) as Priority School Districts (i.e., those with the largest numbers or highest percentages of poor and remedial students) cannot receive a reimbursement percentage of less than 20%. There is a proportionate reduction of grant totals, as calculated, to the amount of the appropriation.

95% of the annual appropriation is available for grants; 5% is set aside for administrative purposes. Grant amounts reflect deductions for the State Department of Education’s administrative costs. The total grant amounts do not match the total appropriation because \$98,972 of the total appropriation is

set aside for a pilot program in each year. The grant totals reflect the funding that is being distributed by the statutory formula only.

Grantees receive 66% of this grant in August, and the balance in May.



Town-by-town runs are available at [Appendix 8](#).

EDUCATION COST SHARING (ECS)

The purpose of the long-standing ECS grant is to contribute the state's share for free public education in an equitable and fair manner, and most importantly to the students with the greatest needs in the municipalities who have the least ability to raise funding locally.

The State Department of Education administers the Education Equalization Grants pursuant to CGS §10-262f, §10-262g, §10-262h, §10-262i and §10-262j. The total grant amount for FY 2017 does not match the total General Fund appropriation because \$10 million of the amount is appropriated to the towns from the Municipal Revenue Sharing Fund.

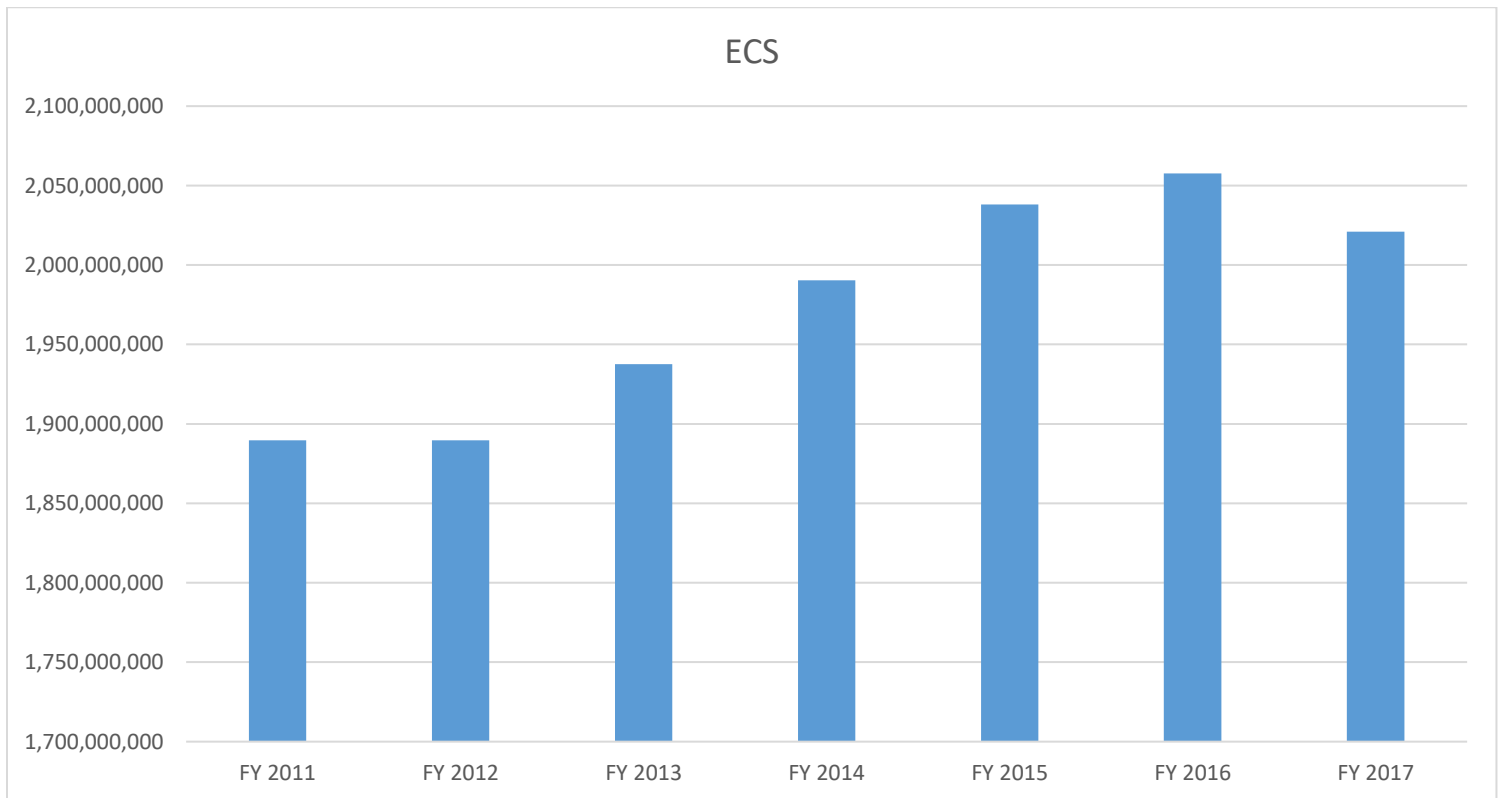
The Minimum Budget Requirement (MBR) has mandated municipalities to maintain their budgeted appropriation for education at no less than the level of funding from the previous year, plus any increase in ECS aid to the town. There have been numerous exceptions to this adopted from year to

year allowing municipalities to reduce their budgeted appropriation for education due to such circumstances as declining enrollment, demonstrated efficiencies, school closures, or a reduction in the town’s ECS grant. The MBR requirement expired on June 30, 2017.

Pursuant to Public Act 15-244, the Secretary of the Office of Policy and Management (OPM) was required to recommend \$20 million in municipal aid savings for FY 2017. The Municipal Opportunities and Regional Efficiencies (MORE) lapse was applied to the Education Cost Sharing (ECS) grants, beginning with the January payment. OPM achieved the required savings by developing a formula using the 2012 Equalized Net Grand List Per Capita (ENGLPC) as a proxy for community wealth and financial capacity. ENGLPC across the state ranges from a low of \$47,259 (Windham) to a high of \$731,382 (Greenwich). These comparative ENGLPC rankings were then scaled between \$3.96 per capita (Windham) and \$20.96 per capita (Greenwich) for all 169 municipalities. Finally, a “circuit breaker” was applied to ensure that the 48 distressed municipalities and Alliance Districts would lose no more than a maximum of \$250,000, or 2% of its total state aid.

Over the past several years, Connecticut has not operated under an ECS formula. Alternatively, the legislature has included a payment list by community in the state budget. This lack of transparency in determining each community’s allotment coupled with continued practice of a “hold harmless” methodology impedes a fair distribution of funding because actual enrollment is not included. Many rural and suburban communities now have lower student populations than a decade ago, and yet state funding has not been adjusted to benefit communities with growing student bodies.

Grantees receive 25% of their non-conditional payments in October, 25% in January, and the balance in April.

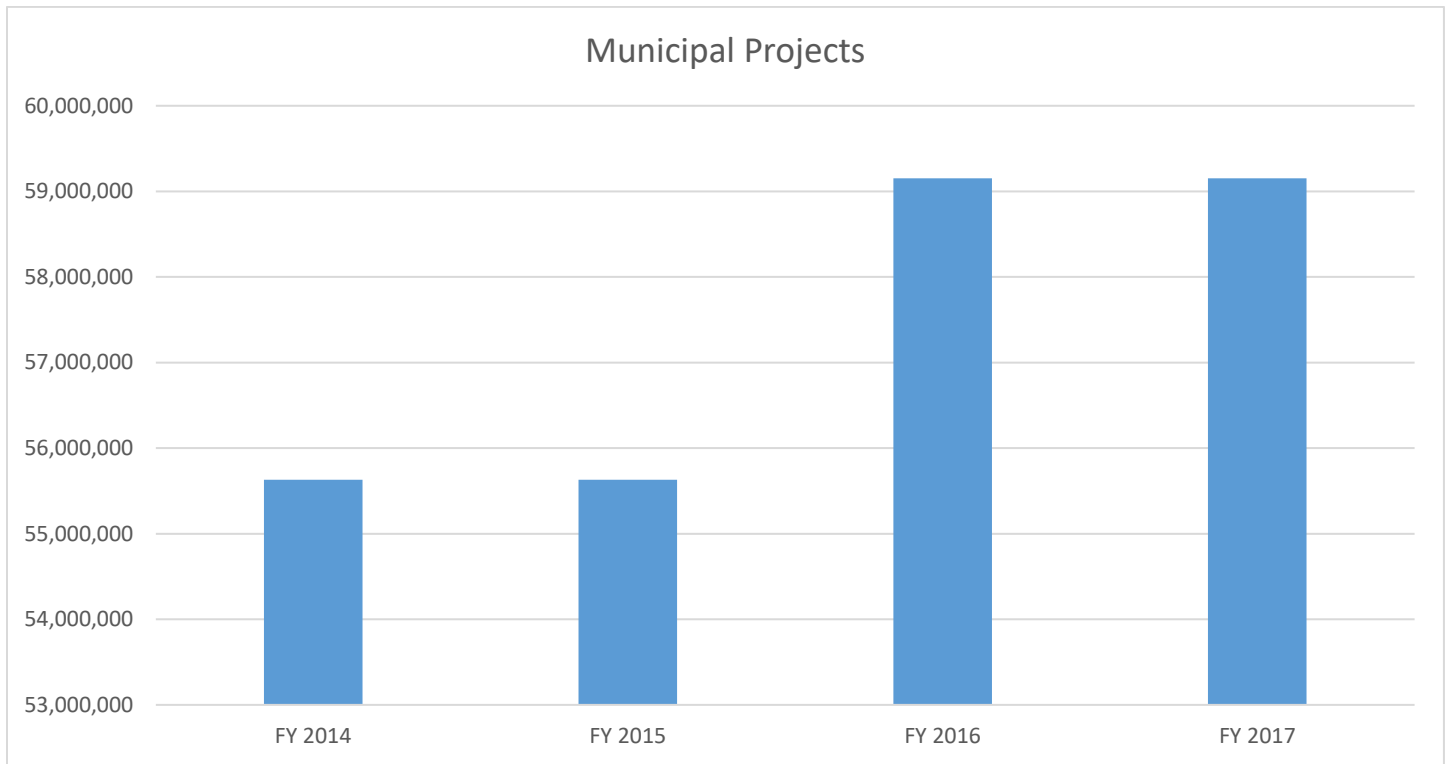


Town-by-town runs are available at [Appendix 9](#).

MUNICIPAL PROJECTS

The Office of Policy and Management administers this program pursuant to Public Act 13-239 §55, Public Act 13-247 §128, and PA 15-1 (JSS) §55 for the construction and maintenance of public highways, roads and bridges.

No payment date is specified.



Town-by-town runs are available at [Appendix 10](#).

MRSA

Sections 183 to 215 of Public Act 15-244, and Sections 483 and 494 of Public Act 15-05 (June Special Session), include reforms to Connecticut’s property tax structure:

		<u>Sections</u>																
1. Revenue	<ul style="list-style-type: none"> • The bill diverts a portion of the Sales and Use Tax to the MRSA account: <ul style="list-style-type: none"> ○ From 1/1/2016 to 4/30/2017: 0.30% of sales; ○ From 5/1/2017 to 6/30/2017: 0.40% of sales; ○ From 7/1/2017 and thereafter: 0.50% of sales. • Money deposited into the MRSA account are to be dispersed in order according with items #2 through #9 below: 	74, 133, 207 of PA 15-244																
2. Education Cost Sharing	<ul style="list-style-type: none"> • Disperses money from MRSA for the purposes of Education Cost Sharing (ECS) Grants as follows: <ul style="list-style-type: none"> ○ For FY 2016: \$10.0 million; ○ For FY 2017: \$10.0 million. 	494(b)(1) of PA 15-05 JSS																
3. Select PILOT Payments & Tiered PILOT Payments	<ul style="list-style-type: none"> • Municipalities will receive PILOT payments based on a tiered formula based on the percentage of tax-exempt property in towns having a mill rate of twenty-five mills or more as follows: 	182, 494(b)(2) of PA 15-05 JSS																
<table border="1" style="width: 100%; border-collapse: collapse;"> <thead> <tr> <th style="width: 5%;">Tier</th> <th style="width: 35%;">Municipalities</th> <th style="width: 25%;">College and Hospital Property</th> <th style="width: 35%;">State-Owned Property</th> </tr> </thead> <tbody> <tr> <td style="text-align: center;">1</td> <td style="text-align: center;">Top 10</td> <td style="text-align: center;">42%</td> <td style="text-align: center;">32%</td> </tr> <tr> <td style="text-align: center;">2</td> <td style="text-align: center;">Next 25</td> <td style="text-align: center;">37%</td> <td style="text-align: center;">28%</td> </tr> <tr> <td style="text-align: center;">3</td> <td style="text-align: center;">All Others</td> <td style="text-align: center;">32%</td> <td style="text-align: center;">24%</td> </tr> </tbody> </table>			Tier	Municipalities	College and Hospital Property	State-Owned Property	1	Top 10	42%	32%	2	Next 25	37%	28%	3	All Others	32%	24%
Tier	Municipalities	College and Hospital Property	State-Owned Property															
1	Top 10	42%	32%															
2	Next 25	37%	28%															
3	All Others	32%	24%															
<ul style="list-style-type: none"> • In the event that grants payable to municipalities for state-owned and college and hospital property exceeds appropriations, the amount payable to each municipality shall be reduced proportionately. • FY 2017 Select PILOT Payment of \$46.0 million. 																		
4. Minimum Reimbursement Rate	<ul style="list-style-type: none"> • Percentage of property tax payable to a municipality or district for state-owned or college and hospital property shall not be lower than the percentage paid for FY 2015. 	183 of PA 15-244																

5. Motor Vehicle Mill Rate	<ul style="list-style-type: none"> • PA 15-244 caps the mill rate municipalities and districts may levy on motor vehicles as follows: <ul style="list-style-type: none"> ○ For the October 1, 2015 assessment year, 32.00 mills, ○ For the October 1, 2016 assessment year and thereafter, 29.36 mills. 	194 (b)(3) of PA 15-05 JSS
6. Motor Vehicle Property Tax Grants	<ul style="list-style-type: none"> • The bill makes payments from MRSA to compensate towns for lost revenue from the motor vehicle mill rate (MVMR) as follows <ul style="list-style-type: none"> ○ For FY 2017, the difference between the amount levied on motor vehicles for the assessment year commencing October 1, 2013 and the amount such levy would have been at 32.00 mills. FY 2017 payments estimated at \$65.9 million. ○ For FY 2018 and thereafter, the difference between the amount levied on motor vehicles for the assessment year commencing October 1, 2013 and the amount such levy would have been at 29.36 mills. FY 2018 payments estimated at \$92.1 million. 	194 (b)(3) of PA 15-05 JSS
7. Regional Spending Grants	<ul style="list-style-type: none"> • Money shall be distributed by the Secretary of OPM to Regional councils of governments (COGs) on a per capita basis as follows: <ul style="list-style-type: none"> ○ For FY 2017, \$3 million; ○ For FY 2018 and each fiscal year thereafter, \$7 million. 	494(b)(5) of PA 15-05 JSS
8. MRSA Formula Grants	<ul style="list-style-type: none"> • For FY 2017 and FY 2018 \$109.2 million is provided. • Beginning in FY 2019, moneys remaining in MRSA shall be distributed as follows: <ul style="list-style-type: none"> ○ Municipalities with mill rates above 25 shall receive the greater of a per capita or pro rata distribution; ○ Municipalities with mill rates below 25 shall receive the lesser of a per capita or pro rata distribution. 	494(b)(4), 494(d), 494(b)(6), 494(f) of PA 15-05 JSS
9. Spending Penalty	<ul style="list-style-type: none"> • Beginning in FY 2018, OPM must reduce the grant defined in 8 above for those municipalities whose spending grows by the greater of: <ul style="list-style-type: none"> ○ 2.5%; or, ○ Inflation. • Grants shall be reduced by \$0.50 for each \$1.00 above the allowable growth. 	494(h) of PA 15-05 JSS

10. Revenue Sharing
- Members of regional COGs may elect to enter into a regional property tax base revenue sharing system:
 - COG members must unanimously vote to participate in such a sharing system.
 - Municipalities participating in a sharing system shall tax commercial and industrial property at the “municipal commercial industrial mill rate,” calculated using both the municipal and regional mill rate so as to control for extraordinarily high mill rates in certain municipalities.
 - Such municipalities may elect to share up to 20% of the increase in commercial and industrial property tax revenue relative to the assessment year October 1, 2013.
 - COGs shall elect a member to serve as auditor to collect and distribute shared revenue under this system.
- 211-215
of PA 15-
244
-
11. Reporting
- The Secretary of OPM shall report to the Finance committee on or before January 1, 2016 regarding these sections and make recommendations.
- 210 of
PA 15-
244

Following Changes

Based on OPM’s 8/21/2017 estimates:
Sales Tax Revenue Transfers to the
Municipal Revenue Sharing Account (MRSA)
and the Special Transportation Fund (STF)
(\$ in Millions)

<u>Fiscal Year</u>	<u>Amount Dedicated</u>		<u>Total</u>
	<u>MRSA</u>	<u>STF</u>	
2016	32.1	109.0	141.1
2017*	0.0	188.4	188.4
2018 est	324.7	324.7	649.4
2019 est	332.1	332.1	664.2
2020 est	340.6	340.6	681.2

* General Fund revenues appropriated to the Municipal Revenue Sharing Fund for FY 2017, per PA 16-2, Sec. 46

Municipal Revenue Sharing Account (MRSA) – FY 2016

Public Act 15-244 reconceived the Municipal Revenue Sharing Grant by diverting a portion of sales tax revenue to a dedicated account to fund four new grant programs for municipalities, beginning in FY 2017. In FY 2016, \$10 million was used to supplement the education cost sharing grant (ECS).

Municipal Revenue Sharing Fund (MRSF) – FY 2017

Public Act 16-2, May Special Session, eliminates the sales tax revenue diversion to MRSA for FY 2017 and instead appropriates \$185 million to a newly-established Municipal Revenue Sharing Fund (MRSF) to pay for specified municipal grant programs for FY 2017. Under the act, the Office of Policy and Management must use MRSF to fund (1) municipal revenue sharing grants, (2) regional services grants to councils of governments, (3) supplemental payments in lieu of taxes (PILOTs), and (4) a portion of ECS grant funding.

Use	Amount	Fiscal Year	Date (if applicable)
Transfer \$10 million for ECS grants	\$10 million	FY 2017	Not later than April 15, 2017
Municipal revenue sharing grant	\$127,851,808	FY 2017	August 1, 2016
Regional services grants to regional councils of government	\$3 million	FY 2017	Quarterly
Additional payment in lieu of taxes	\$44,101,081	FY 2017	September 30

Municipal Revenue Sharing Account – FY 2018 and Beyond

Commencing in FY 2018, the municipal revenue sharing program reverts to non-appropriated status, and is funded through an intercept of a portion of the sales and use tax. The use of Municipal Revenue Sharing Account funds is specified by provisions of Public Acts 16-2 and 16-3, May Special Session.

Use	Amount	Fiscal Year	Date (if applicable)
Municipal revenue sharing grants	\$109,267,688	FYs 2018 and 2019	October 31
Motor vehicle property tax grants	Unspecified	FY 2018 and thereafter	August 1, 2017 and thereafter
Select payment in lieu of taxes	\$46,101,081	FY 2018 and thereafter	
Regional services grants to regional councils of governments	\$7 million	FY 2018 and thereafter	
Remaining moneys in the account to be expended annually for the purpose of municipal revenue sharing grants		FY 2020 and thereafter	October 1, 2019 and thereafter

Beginning in FY 2018, OPM must reduce municipal revenue sharing grants to municipalities whose spending exceeds a spending cap specified pursuant to statute. The cap is the greater of the inflation rate or 2.5 percent or more of the town's authorized general budget expenditures in the prior fiscal year. Grant funds are reduced by 50 cents for every dollar the municipality spends over the cap.

MRSA- MOTOR VEHICLE PROPERTY TAX GRANT

CGS §4-66l (c) provides for motor vehicle property tax grants, effective FY 2018, to those municipalities whose FY 2015 mill rate was greater than 32.0 mills. The grant is based on the difference between those municipality's FY 2015 mill rate and 32.0 mills.

Grants are paid by August 1st.

ADDITIONAL GRANT PROGRAMS

SCHOOL-BASED HEALTH CLINICS

The Department of Public Health distributes grants for school based health centers pursuant to its powers under CGS §19a-2a. Funding supports the operation of 82 school based health centers, 11 expanded sites, and 1 school-linked site in FY 2017. School-based health centers provide comprehensive primary health care (including medical, mental and oral health care) to enrolled students in communities that have large numbers of low income, high-risk children and adolescents.

The Commissioner of Public Health certifies payments at various times.

SPECIAL EDUCATION: EXCESS COSTS-STUDENT BASED

The Department of Education administered the Excess Costs-Student Based grant pursuant to CGS §10-76d, §10-76g and §10-253. Costs in excess of four and one-half times a town's average cost per pupil for the prior year are paid for students placed in a special education program by a school district, pursuant to CGS §10-76g(b).

For placements initiated by a state agency, a Superior Court or a federally recognized Native American tribe (rather than by a local school district), this program provides 100% reimbursement of costs in excess of the district's prior year Net Current Expenditure Per Pupil (NCEP), pursuant to CGS §10-76d(e)(3) and §10-76g(a)(1). For certain no-nexus students and special education students who reside on state property, 100% of the current year cost is covered, pursuant to CGS §10-76g(a)(1) and §10-76d(e)(3).

There is a proportionate reduction of grant totals, as calculated, to the amount of the appropriation.

Grantees receive 75% of their payments in February and the balance in May.

OPEN CHOICE GRANT

The State Department of Education administers the OPEN Choice grant, pursuant to CGS §10-266aa, to encourage inter-district attendance between the cities and suburbs. Both the sending and receiving districts equally share the credit for these students for those state grants that use resident students or average daily membership data. The department provides, within available

appropriations, an annual grant to the local or regional board of education for each receiving district in an amount equal to:

- (A) \$3,000 for each out-of-district student who attends school in the receiving district under the program if the number of such out-of district students is less than two per cent of the total student population of such receiving district;
- (B) \$4,000 for each out-of-district student who attends school in the receiving district under the program if the number of such out-of-district students is greater than or equal to two per cent but less than three per cent of the total student population of such receiving district;
- (C) \$6,000 for each out-of-district student who attends school in the receiving district under the program if the number of such out-of district students is greater than or equal to three per cent but less than four percent of the total student population of such receiving district;
- (D) \$6,000 for each out-of-district student who attends school in a receiving district under the program if the Commissioner of Education determines that the receiving district has an enrollment of greater than four thousand students and has increased the number of students in the program by at least fifty percent from the previous fiscal year, or;
- (E) \$8,000 for each out-of-district student who attends school in the receiving district under the program if the number of such out-of district students is greater than or equal to four per cent of the total student population of such receiving district.

OPEN Choice inter-district school attendance between Hartford and other districts may include preschool programs in addition to all-day kindergarten. Grants are available for before- and after-school care and remedial services for preschool students, as well as, for subsidies to receiving districts.

Grantees receive a portion of their grant in November and the balance in April.

MAGNET SCHOOLS

The State Department of Education provides grants for the operation of inter-district magnet schools pursuant to CGS §10-264I.

The determination of grant amounts depends upon factors such as a magnet school's resident and non-resident student counts and whether it is run by a Regional Educational Service Center (RESC), by the town in which the school is located, or by another entity.

Greater per pupil grant amounts are available for inter-district magnet schools that assist Connecticut in meeting the goals of the 2008 stipulation and order for *Milo Sheff, et al. v. William A. O'Neill, et al*, as extended, or the 2013 stipulation and order for *Milo Sheff, et al v. William A. O'Neill et al*, as extended; supplemental operating grants may be available to entities that operate such a school.

The State Department of Education's certification of payments varies, depending on the grant's purpose.

\$500,000 is set aside for administrative purposes. Grant amounts reflect deductions for the Department of Education's administrative costs.

Operation portion – majority of grantees receive 70% by September 1st and the balance by May 1st.

Transportation portion – grantees receive 50% in October and the balance in May.

YOUTH SERVICE BUREAUS

The Youth Service Bureau program that the Department of Education administers pursuant to CGS §10-19m through §10-19p, assists in the provision of comprehensive services to delinquent and troubled youth, including prevention and intervention programs, treatment and follow-up services.

SCHOOL-BASED CHILD HEALTH

Pursuant to CGS §10-76d (a), the Department of Social Services remits grants to those local and regional boards of education that voluntarily determine the Medicaid eligibility of their special education students and furnish the information the agency needs to obtain federal reimbursement for certain services that eligible students receive (e.g., physical, occupational and speech therapies, mental health services, nursing and the provision of medical supplies and specialized transportation).

Eligible boards of education receive 50% of the amount of the federal reimbursement that the state collects, based on the federal financial participation plan in effect on January 1, 2003.

Estimates are preliminary projections that may change, depending on the actual number of claims processed. Grantees must reimburse the state if they receive an amount in excess of that to which they are entitled.

Grantees receive payments at least quarterly.

LOCAL AND DISTRICT DEPARTMENTS OF HEALTH

A statutory per capita grant is paid by the Department of Public Health to eligible local health authorities, pursuant to CGS §19a-202, §19a-245, and PA 15-244 §50. Upon application:

- Each health district that has a population of at least 50,000 or serves at least three municipalities receives \$1.85 per capita for each town, city and borough of such district, provided (1) the commissioner approves the district's public health program and budget, and (2) the towns, cities and boroughs of such district appropriate from annual tax receipts for the maintenance of the health district not less than \$1 per capita; and
- Each municipal health department receives \$1.18 per capita, provided the municipality (1) employs a full-time director of health, (2) submits a public health program and budget which is approved by the commissioner, (3) appropriates not less than \$1 per capita from annual tax receipts for health department services, and (4) has a population of at least 50,000. By law, every city or town having a population over 40,000 for a period of five consecutive years must hire a full-time local director of health.

PRIORITY SCHOOL DISTRICT PROGRAM

The State Department of Education administers the three grants that comprise the Priority School District Program: those for Priority School Districts, Extended School Hours and School Year Accountability (or Summer School).

The table shown below reflects appropriations for the components of the Priority School District Program. Descriptions of each grant follow.

Priority School District Program Grants	FY 2017 In Millions
Priority School Districts	\$ 37.8
Extended School Hours	3.0
School Year Accountability (Summer School)	3.5
Total	\$ 44.3

PRIORITY SCHOOL DISTRICTS

Payments for Priority School Districts are determined pursuant to CGS §10-266p. Among the factors used to determine grant amounts are population, mastery test scores and the number of students receiving Temporary Family Assistance. Each Priority School District must receive a grant of at least \$150 per student. The town with the 6th highest population in the state also receives an additional \$2,270,000 per year effective FY 2016.

There is a proportionate reduction of grant totals, as calculated, to the amount of the appropriation.

Grantees receive payments monthly.

EXTENDED SCHOOL HOURS

The Extended School Hours grant, administered pursuant to §10-266t, allows an expansion of the number of schools in Priority School Districts that can be kept open for academic enrichment and recreational programs after school hours, on Saturdays and during school vacations. Multiplying the appropriation by the ratio of each Priority School District's average daily membership to the total average daily membership of all such districts determines payment amounts.

Grantees receive payments monthly.

SCHOOL YEAR ACCOUNTABILITY (SUMMER SCHOOL)

The School Year Accountability (Summer School) grant, administered in accordance with CGS §10-265m, assists children in Priority School Districts by allowing the provision of additional instruction to those students whose mastery test scores indicate it is needed.

Grantees receive payments monthly.

EARLY CARE AND EDUCATION

This grant is the consolidation of separate existing grants into one grant program. The Early Childhood Program, Child Care Services, and School Readiness will be administered within this one program.

SCHOOL READINESS

The purpose of the School Readiness grant is to initiate and expand pre-kindergarten programs. This grant is administered by the Office of Early Childhood in accordance with CGS §10-16o through §10-16r, inclusive.

The grant distribution formula is based on each district's School Readiness program capacity multiplied by its per child cost (which cannot exceed \$8,927 per child).

Grantees receive payments monthly.

CHILD CARE SERVICES

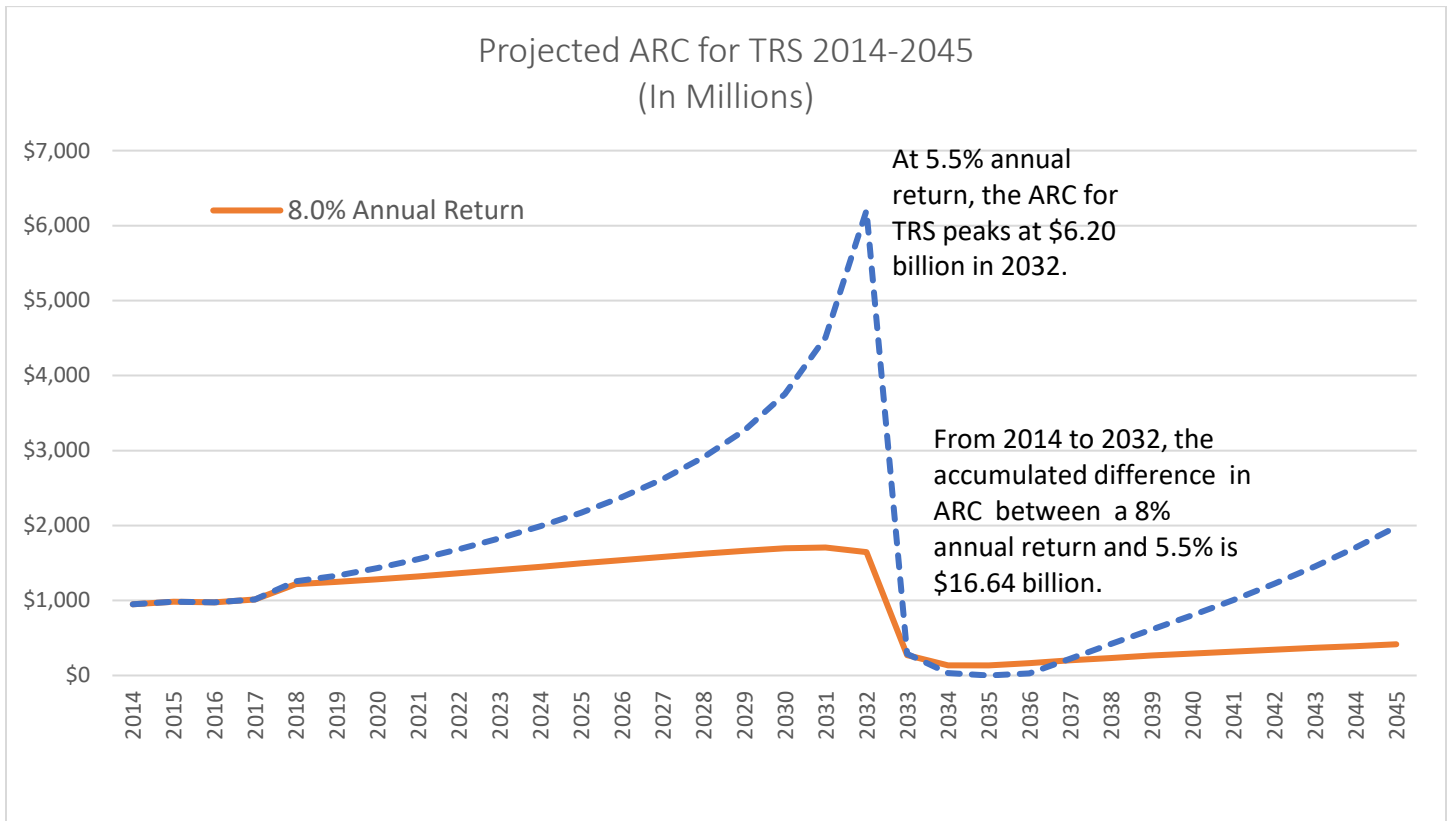
The Office of Early Childhood issues Child Care Services grants pursuant to CGS §8-210 in order to fund a portion of the costs needed to develop and operate licensed day care centers for children disadvantaged by reasons of economic, social or environmental conditions.

Grantees receive payments at various times, in accordance with contracts entered into with the Office of Early Childhood.

TEACHERS RETIREMENT SYSTEM

Established in 1939, and governed by CGS §167(a), the Teachers Retirement System (TRS) provides benefits to retired teachers from the respective local boards of education. The current teacher contribution is 6% for retirement and 1.25% for health care, with the state bearing the remainder of the cost.

Presently, TRS uses an amortization method that will require a steep escalation of the employer share of the ADEC to resolve the unfunded liability by 2032, especially because TRS assumes a higher 8% assumed rate of return on the underlying assets, meaning the ADEC will absorb all market shocks less than the assumed rate of return during this period. While this will allow the unfunded share to be resolved by 2032, the potential for ADECs eclipsing \$5 and \$6 billion for several years into the late 2020s and early 2030s will be destabilizing to Connecticut's budget and economy.



Approximate town-by-town runs are available at [Appendix 11](#).

CAPITAL PROJECTS

The state makes over a billion dollars in capital funds available annually to municipalities for a variety of needs, including Town Aid Road (TAR), Local Capital Improvement (LoCIP), Regional Performance Incentive, Small Town Economic Assistance Program (STEAP), Grants for Municipal Projects, School Construction, Urban Action bonds, housing, public libraries, open space land acquisition, brownfields, economic development, clean water and many other areas. Some of these are explained in greater detail, below.

SCHOOL CONSTRUCTION

The State of Connecticut has provided billions of dollars in school construction grants to communities throughout the state, as evidenced by bond allocations over the last ten years. These allocations are for projects in progress, primarily in construction, and include traditional K-12 schools, interdistrict magnets, regional schools, charter schools, agricultural science and technology education center schools, and technical high schools. The percentage determination for school building project grants is set forth in CGS Sec. 10-285a, and ranges from 20% to 80%, ranked in descending order according to a town's adjusted equalized net grand list per capita. Connecticut differs from most states in its generosity towards this program, partially due to the lack of county government and the fact that school districts do not have a separate ability to tax.

TRANSPORTATION

LoTCIP

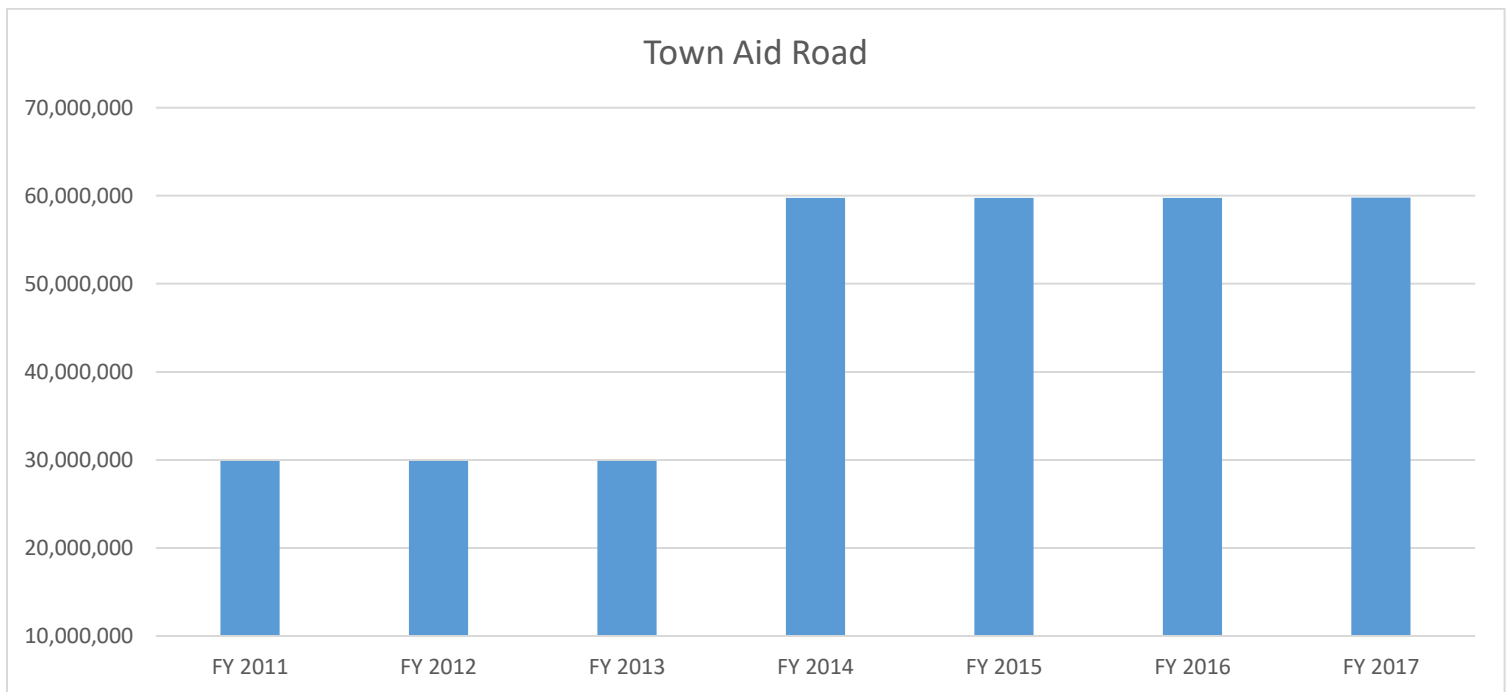
The new Local Transportation Capital Improvement Program (LOTICIP) provides State funds to urbanized area municipal governments in lieu of Federal funds otherwise available through Federal transportation legislation. LOTICIP is provided for in Section 74 of Public ACT 13-239. The LOTICIP program is established with substantially fewer constraints and requirements than currently exist when using Federal Title 23 USC funds.

Town-by-town runs are available at [Appendix 13](#).

TAR

The Department of Transportation administers the Town Aid Road Fund grant pursuant to CGS §13a-175a through §13a-175e, inclusive, and §13a-175i. Towns and boroughs use these grants for various purposes, including the construction and maintenance of public highways, roads and bridges. Beginning in FY 2014, the Secretary of the Office of Policy and Management may approve the use of funds for other purposes. Grant calculations depend upon factors that include population data and the number of a municipality's improved and unimproved road miles. There is an allocation to the amounts the statutes specify for each formula calculation. Additionally, there is a proportionate adjustment of grant totals, as calculated, to the amount of funding available.

Municipalities receive 50% of this grant in July and the balance in January.



Town-by-town runs are available at [Appendix 14](#).

ECONOMIC DEVELOPMENT

First Five

On February 16, 2011, Governor Dannel P. Malloy proposed his First Five job creation initiative. The First Five program provides incentives to businesses that, depending on the size of the company's investment, create a minimum of 200 new, full-time jobs in the state within the next two years, or 200 new, full-time jobs in the state within five years. After receiving overwhelming bipartisan support for the legislation in the General Assembly, Governor Malloy signed the bill into law on July 8, 2011.

First Five augments and combines the state's best incentive and tax credit programs to encourage job creation. In addition to the incentives based on the creation of the first 200 new full-time jobs within Connecticut, businesses would continue to receive credits for each net new job created above 200, increasing the potential to thousands of jobs in the state. Before companies can be eligible for the First Five program, they must receive approval from the Department of Economic and Community Development.

The program was designed to: (1) Attract new companies into the state; (2) Keep the companies we already have and retain their current job levels; and (3) encourage businesses to expand and add new jobs.

Town-by-town runs are available at [Appendix 15](#).

Small Business Express

The Small Business Express Program (EXP) provides loans and grants to Connecticut's small businesses to spur job creation and growth. Small businesses with operations in Connecticut, registered to conduct business for not less than twelve months, in good standing with all state agencies and with the payment of all state taxes, and employing not more than 100 employees, are eligible to apply. Priority for available funding will be given to those eligible applicants who (1) are creating new jobs and (2) are within Connecticut's economic base industries, as defined in Connecticut General Statutes 32-222, including but not limited to: precision manufacturing, business services, green and sustainable technology, bioscience, and information technology sectors.

Town-by-town runs are available at [Appendix 16](#).

Manufacturer's Assistance Act

Incentive-driven direct loans for projects when there is a strong economic development potential. Eligible uses include:

- Planning, including but not limited to: feasibility studies, engineering, appraisals, market studies and related activities;
- Acquisition of real property, machinery or equipment or any combination, provided such assistance does not exceed the fair market value;
- Construction of site and infrastructure improvements relating to a municipal or business development project;
- Construction/renovation/demolition of buildings;
- Relocation expenses for the purpose of assisting manufacturing or other economic-based businesses to locate, construct, renovate or acquire a facility;
- Working capital in conjunction with a business development project; and
- Business support services such as labor training, day care, energy conservation, pollution control, recycling and the like, in conjunction with other state agencies.

Town-by-town runs are available at [Appendix 17](#).

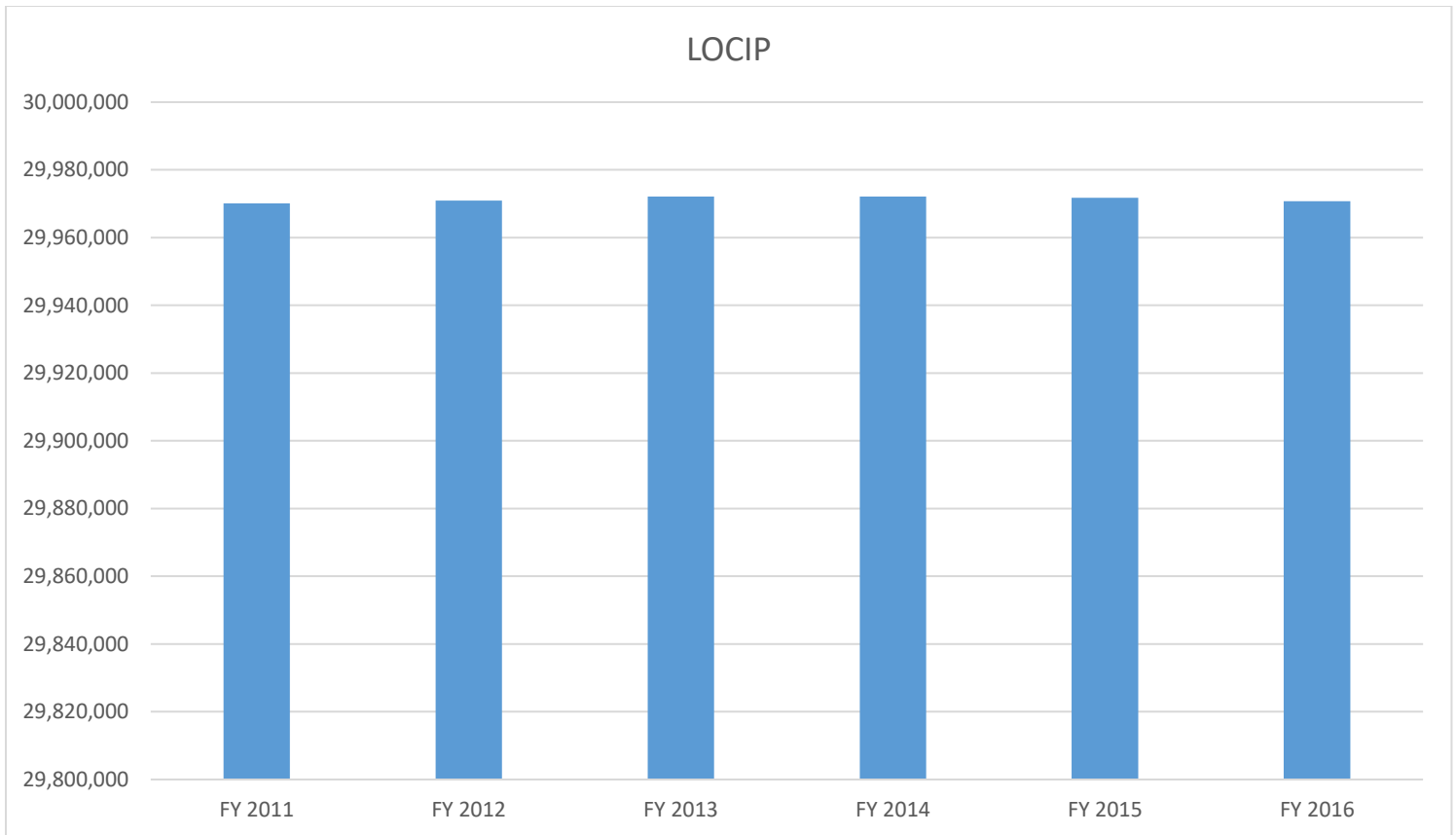
LOCIP

Local Capital Improvement Projects (LoCIP) grants are administered pursuant to CGS §7-535 through §7-538. The Office of Policy and Management must approve LoCIP projects; eligibility parameters and expanded uses and time frames are described in CGS §7-536.

Towns and boroughs must request reimbursement for an approved project within seven years of its approval date although there may be a waiver of this provision under appropriate terms and conditions. Reimbursement cannot exceed the total of a grantee's unused entitlement. This includes the formula-generated amount for the current fiscal year (which is available on March 1) and the unused portion of all previous entitlements.

Grantees receive payments after expenses have been incurred and local funds have been expended for an approved project by submitting a certified reimbursement request and providing required expenditure information. Payments are issued once the reimbursement request has been approved and after funds become available following the allotment of funds from state bond proceeds.

As a result of a \$65 million difference between credited entitlements and the aggregate bond authorization, towns were notified in December 2016 that the cumulative dollar amount of LoCIP project approvals had reached the \$825 million level of current bonding. No further projects could be authorized, effectively freezing any current entitlements not yet associated with an authorized project, and no entitlements would be credited to towns in 2017. The cause for the \$65 million dollar difference dates back to 2004 when the General Assembly passed Public Act 04-1, entitling towns to be credited an additional \$30 million in LoCIP funds for each year of the 2014-2015 biennium, without increasing the aggregate bond authorization to fund the entitlements. Additionally, the General Assembly decreased the aggregate LoCIP bond authorization by \$5 million.



Town-by-town runs are available at [Appendix 12](#).

STEAP

Our historic, small towns are quintessentially Connecticut. Preserving the historical integrity and beauty of our small towns is vital to our economy and quality of life. The Small Town Economic Assistance Program (CGS Section 4-66g) funds economic development, community conservation and quality-of-life capital projects for localities that are ineligible to receive Urban Action (CGS Section 4-66c) bonds. This program is managed by the Office of Policy and Management, and the grants are administered by various state agencies.

STEAP funds are issued by the State Bond Commission and can only be used for capital projects. A project is considered to be a capital project if it is new construction, expansion, renovation or replacement for an existing facility or facilities. Project costs can include the cost of land, engineering, architectural planning, and contract services needed to complete the project. Projects eligible for STEAP funds include:

- Economic development projects such as (a) constructing or rehabilitating commercial, industrial, or mixed-use structures and (b) constructing, reconstructing, or repairing roads, access ways, and other site improvements;
- Recreation and solid waste disposal projects;

- Social service-related projects, including day care centers, elderly centers, domestic violence and emergency homeless shelters, multi-purpose human resource centers, and food distribution facilities;
- Housing projects;
- Pilot historic preservation and redevelopment programs that leverage private funds; and
- Other kinds of development projects involving economic and community development, transportation, environmental protection, public safety, children and families and social service programs.

Expenditures that cannot be funded by STEAP Grant funds:

- Programmatic expenditures or recurring budget expenditures are not eligible for STEAP or any other state bond program. However, some projects, while generally capital in nature, should not be funded with State bond money for various public policy reasons including but not limited to administrative improvements.
- The following expenditures are not eligible for reimbursement in construction, acquisition or development projects: ceremonial or entertainment expenses; publicity; bonus payments; reserves; charges in excess of the lowest responsible bid where competitive bidding is required unless prior approval is obtained; deficits or overdrafts; interest charged; any judgment for damages arising from the project; fines and penalties; municipal salaries or employee expenses.
- Project components not allowable for STEAP fund payment: furniture, fixtures and equipment (FF&E). FF&E includes movable furniture, fixtures or other equipment that have no permanent connection to the structure of a building or utilities. Examples of FF&E include desks, chairs, computers, electronic equipment, tables, bookcases and partitions.
- Goods and/or services purchased and/or provided before the contract start date, or after the contract end date will not be funded without advance written approval of the administering agency.
- STEAP funds cannot be used to represent the required “match” portion for another state grant.

CCJEF

In *Connecticut Coalition for Justice in Education Funding et al. v. Rell, et al.*, brought in Hartford Superior Court, the plaintiffs are a non-profit coalition comprised of parents, teachers, school administrators and educational advocates, as well as several parents on behalf of their minor children who reside in selected rural, suburban and urban municipalities in the State. Plaintiffs claim the students' State constitutional rights to a free public education under Article VIII, Section 1, equality of rights under Article 1, Section 1 and equal protection of the laws under Article I, Section 20 are being violated by the alleged inequitable and inadequate financing of their schools by the State. The action sought a declaratory judgment from the Court, an injunction against the operation of the current system, an order that a new system be devised, the appointment of a special master to oversee such activities, continuing Court jurisdiction and attorney fees and costs. On September 17, 2007 the Superior Court issued a ruling granting the State's motion to strike three counts of the plaintiffs' complaint. After the Court's ruling, one count of the plaintiffs' complaint remained, alleging that the plaintiffs have been denied substantially equal education opportunity in violation of the State constitution. The plaintiffs sought and obtained permission to appeal immediately to the Connecticut Supreme Court. On March 30, 2010 a plurality of the Supreme Court reversed the trial court, ruled that the State constitution guarantees public school students a right to suitable educational opportunities and remanded the case for a determination of whether such opportunities are being provided. Trial began on January 12, 2016, and ended on June 3, 2016.

On September 7, 2016, the court issued a decision in part for the plaintiffs, and in part for the defendants. The court determined that the overall amount spent by the State on education was more than the amount constitutionally required, and that the court should not dictate the amount of education spending. It ruled, however, that the State must propose a plan to distribute its education funding in the future according to a more rational and consistent system. It also required the State to propose plans to change certain policies relating to elementary school completion, high school graduation, teachers' compensation and evaluations, and special education. The court did not order any increase in spending on any aspect of education. On September 15, 2016, the State applied to the Chief Justice for certification to appeal the trial court's judgment. On September 20, 2016, the Chief Justice granted the application and also granted the plaintiff's request to review issues decided adversely to the plaintiffs. In addition, the Supreme Court stayed the trial court's order. The State filed its appeal with the Supreme Court on September 23, 2016.

SHEFF

In 1996, the Connecticut Supreme Court ruled that Hartford minority students' constitutional rights had been violated because they attended racially segregated schools. The court did not specify a goal, remedy, or timetable to resolve the issue, stating that it was the responsibility of the legislative and executive branches, which were tasked to craft a solution to desegregate Hartford schools. There have been several agreements throughout the years for the voluntary desegregation of Hartford students through the use of magnet schools, the Open Choice program, and other programs designed to offer Hartford students an integrated setting.

The "Phase I Stipulation" was reached in 2003 and relied on voluntary desegregation efforts and additional state funding for more magnet schools, the Open Choice program and the Interdistrict Cooperative grant program to meet the goal of having at least 30% of Hartford resident minority students in a reduced isolation setting by June 2007.

The "Phase II Stipulation" was reached in early 2008 and covered a five year period ending June 30, 2013 and a goal of ultimately reaching 41% of Hartford resident minority students in a reduced isolation setting. The state fell short of that goal and the agreement was extended for one year in order to reach the 41% goal, which was achieved for the 2013-14 school year.

The latest agreement, the "Phase III Stipulation," reached in December 2013 is a one year agreement covering the 2014-15 school year with a goal of reaching 44% of Hartford resident minority students in a reduced isolation setting based on October 1, 2014 enrollment data. The annual goal drops to 43.5% if the *Sheff* plaintiffs do not approve the lighthouse school proposal contemplated by the Phase III Stipulation through a community-based process with Hartford Public Schools. This new agreement is estimated to provide nearly 1,800 additional Hartford-resident minority students with a seat in a reduced isolation setting.

In February 2015, an agreement was reached to extend the Phase III Stipulation by one year to end June 30, 2016 with a goal to reach 47.5% of Hartford resident minority students in a reduced isolation setting. The agreement also called for the parties to begin mediation to facilitate negotiations for a "Phase IV Stipulation."

In June 2016, an agreement was reached to extend the Phase III Stipulation a second time for an additional year to end June 30, 2017. It essentially maintains the status quo and maintains the progress of the previous agreement with a goal of 47.5% of Hartford resident minority students in a reduced isolation setting. It allows for additional grades in established magnet schools, provides an additional 300 seats in Open Choice and allows for any unexpended funding in the *Sheff* account to be used to partly offset the reductions in magnet school funding for FY 2017. This extension also called for the parties to again enter into mediation to facilitate negotiations for the "Phase IV Stipulation."

The parties did not reach agreement on a new stipulation before to the expiration of the Phase III extension on June 30, 2017. The plaintiff's filed for a temporary injunction to keep the extension agreement in effect until the court could hold a full hearing and decide on the State's compliance with the 1996 *Sheff* ruling in the absence of an agreement. The temporary injunction was granted, keeping the Phase III extension agreement in effect for at least six months or until further order of the court or agreement by the parties.

APPENDIX 1

TOTAL Statutory Formula Grants							
Grantee	FY 2011	FY 2012	FY 2013	FY 2014	FY 2015	FY 2016	FY 2017
Andover	2,510,031	2,509,109	2,541,071	2,642,828	2,656,903	2,630,747	2,611,011
Ansonia	15,841,437	15,906,637	16,441,695	17,227,833	17,678,875	17,689,863	17,821,127
Ashford	4,157,233	4,182,833	4,227,470	4,373,736	4,350,474	4,324,203	4,264,098
Avon	1,615,392	1,635,232	1,608,199	2,021,947	2,055,369	1,926,167	1,723,974
Barkhamsted	1,805,581	1,805,199	1,842,367	1,990,108	1,999,143	1,976,649	1,964,107
Beacon Falls	4,248,196	4,251,854	4,314,401	4,460,158	4,476,263	4,476,117	4,473,372
Berlin	6,707,287	6,664,312	6,728,233	7,661,568	7,717,784	7,695,516	8,255,732
Bethany	2,277,021	2,278,776	2,280,459	2,444,892	2,459,566	2,437,659	2,437,002
Bethel	8,661,165	8,641,882	8,676,224	9,152,183	9,226,304	9,176,093	9,185,444
Bethlehem	1,473,878	1,474,510	1,475,009	1,589,971	1,592,207	1,570,309	1,555,869
Bloomfield	6,268,691	6,332,830	6,490,539	8,566,476	8,931,814	8,987,282	9,050,431
Bolton	3,235,080	3,287,077	3,280,854	3,393,121	3,420,922	3,379,026	3,342,885
Bozrah	1,388,221	1,416,845	1,398,669	1,627,218	1,639,719	1,645,731	1,615,450
Branford	2,465,105	2,511,389	2,535,640	3,103,760	3,129,382	3,186,930	3,639,598
Bridgeport	188,084,180	187,838,367	191,837,890	198,273,353	204,731,504	207,072,076	219,015,839
Bridgewater	260,149	259,571	258,793	348,737	350,469	334,079	226,274
Bristol	44,671,569	44,621,109	45,840,970	49,548,046	50,715,615	51,209,580	50,394,522

TOTAL
Statutory Formula Grants

Grantee	FY 2011	FY 2012	FY 2013	FY 2014	FY 2015	FY 2016	FY 2017
Brookfield	1,904,163	1,905,700	1,884,139	2,150,094	2,019,706	1,727,873	2,186,216
Brooklyn	7,629,994	7,714,962	7,791,722	7,960,820	7,929,719	7,867,354	7,678,198
Burlington	4,574,743	4,574,855	4,632,140	4,793,146	4,819,327	4,810,329	4,856,243
Canaan	423,654	421,507	425,871	523,753	539,485	532,462	488,018
Canterbury	5,098,543	5,059,386	5,094,273	5,195,408	5,074,462	5,147,851	4,995,007
Canton	3,665,340	3,642,431	3,735,131	3,872,300	3,825,845	3,888,605	3,913,882
Chaplin	2,203,292	2,198,501	2,202,981	2,290,378	2,287,289	2,265,630	2,238,927
Cheshire	14,518,395	14,537,611	14,184,509	15,041,935	15,496,072	15,541,168	15,217,791
Chester	823,911	817,337	816,101	997,776	1,011,391	1,008,114	1,012,297
Clinton	6,817,191	6,823,898	6,885,950	7,174,372	7,213,795	7,091,640	7,119,477
Colchester	14,242,283	14,209,925	14,404,129	14,606,960	14,600,158	14,586,494	14,310,095
Colebrook	640,348	661,685	672,475	771,693	755,376	745,312	734,146
Columbia	2,763,810	2,773,124	2,727,928	2,919,541	2,946,251	2,863,735	2,918,201
Cornwall	257,538	246,849	260,479	366,256	369,421	354,075	253,712
Coventry	9,388,439	9,326,163	9,463,994	9,591,572	9,595,828	9,544,921	9,394,063
Cromwell	4,754,026	4,713,870	4,850,275	5,021,799	5,104,891	5,071,622	5,266,099
Danbury	29,507,555	29,265,192	31,105,225	35,798,027	38,342,436	39,008,103	41,135,715
Darien	2,279,087	2,115,048	2,118,504	2,166,313	2,033,897	1,785,939	1,023,156

TOTAL
Statutory Formula Grants

Grantee	FY 2011	FY 2012	FY 2013	FY 2014	FY 2015	FY 2016	FY 2017
Deep River	1,844,410	1,852,769	1,883,444	2,079,512	2,094,700	2,073,729	2,076,095
Derby	8,725,439	8,665,735	8,911,677	9,305,168	9,782,992	9,659,503	10,010,021
Durham	4,165,546	4,164,481	4,193,972	4,453,133	4,456,713	4,424,415	4,442,872
Eastford	1,267,120	1,267,540	1,272,113	1,409,069	1,414,233	1,401,302	1,358,384
East Granby	2,343,179	2,326,758	2,330,773	2,904,279	2,189,058	2,230,091	2,299,350
East Haddam	4,103,526	4,092,762	4,141,316	4,321,620	4,325,424	4,186,498	4,291,372
East Hampton	8,187,090	8,136,868	8,198,338	8,394,989	8,377,635	8,323,959	8,261,210
East Hartford	44,343,186	44,449,228	46,071,226	53,527,238	56,579,837	57,612,079	59,683,823
East Haven	20,313,613	20,399,568	20,854,135	21,598,481	21,908,653	21,721,168	21,807,659
East Lyme	8,638,136	8,632,270	8,613,391	8,967,048	9,000,604	8,930,168	8,776,296
Easton	887,875	839,826	845,135	958,725	974,845	913,148	586,945
East Windsor	5,961,943	5,945,444	6,080,047	6,558,129	6,698,788	6,638,325	6,674,569
Ellington	10,001,835	9,970,730	10,147,824	10,565,390	10,572,074	10,630,592	10,642,107
Enfield	31,739,897	31,973,055	32,313,074	33,057,935	33,350,448	33,374,871	32,801,061
Essex	584,333	579,243	574,123	752,383	743,533	713,940	477,466
Fairfield	7,077,361	6,765,153	7,212,448	7,544,390	7,991,073	7,049,577	4,979,465
Farmington	4,893,921	4,837,117	4,878,491	5,460,712	6,241,194	5,845,204	5,488,978
Franklin	1,069,188	1,068,032	1,078,598	1,165,956	1,304,372	1,159,925	1,259,940

TOTAL
Statutory Formula Grants

Grantee	FY 2011	FY 2012	FY 2013	FY 2014	FY 2015	FY 2016	FY 2017
Glastonbury	6,875,895	6,850,609	7,059,673	7,589,628	7,630,184	7,630,792	8,090,747
Goshen	437,942	437,309	434,301	573,119	568,625	544,944	402,726
Granby	5,716,865	5,725,870	5,803,317	5,988,595	6,003,097	6,022,635	6,092,275
Greenwich	5,044,692	4,989,645	5,160,208	5,539,925	5,820,397	4,383,699	1,658,852
Griswold	11,305,073	11,325,307	11,434,421	11,602,724	11,614,082	11,599,517	11,391,948
Groton (Town of)	28,830,466	28,664,461	28,784,164	30,218,804	30,292,470	30,229,750	29,349,002
Guilford	3,487,221	3,485,080	3,557,896	3,727,407	3,757,208	3,608,581	3,945,699
Haddam	2,073,370	2,077,424	2,062,573	2,210,570	2,237,722	2,296,167	2,436,480
Hamden	28,288,687	28,470,176	30,306,526	32,504,323	34,461,867	34,094,638	37,757,965
Hampton	1,538,538	1,534,514	1,523,304	1,619,021	1,619,537	1,603,633	1,575,080
Hartford	240,038,724	238,944,717	244,989,335	250,118,203	255,612,248	253,545,678	274,943,957
Hartland	1,592,648	1,598,713	1,590,453	1,653,855	1,663,862	1,638,247	1,568,938
Harwinton	2,914,768	2,914,977	2,952,606	3,093,235	3,097,365	3,079,578	3,090,220
Hebron	7,149,576	7,132,512	7,269,840	7,398,231	7,413,035	7,360,246	7,355,398
Kent	470,907	416,104	425,544	555,223	567,540	533,667	381,266
Killingly	16,197,753	16,366,082	16,761,502	17,703,796	17,828,151	17,719,410	17,556,408
Killingworth	2,543,299	2,536,851	2,550,678	2,668,671	2,678,405	2,633,627	2,592,850
Lebanon	5,866,782	5,872,407	5,942,128	6,104,475	6,096,395	6,013,990	5,962,812

TOTAL
Statutory Formula Grants

Grantee	FY 2011	FY 2012	FY 2013	FY 2014	FY 2015	FY 2016	FY 2017
Ledyard	13,576,521	13,482,420	13,705,035	14,553,739	14,746,724	15,032,235	14,489,152
Lisbon	4,158,503	4,134,560	4,139,503	4,237,138	4,231,777	4,191,065	3,786,918
Litchfield	1,891,148	1,886,946	1,905,392	2,101,665	2,099,933	2,067,360	2,064,543
Lyme	283,927	284,395	285,297	374,521	377,231	354,456	273,294
Madison	2,427,554	2,423,637	2,406,707	2,543,895	2,608,539	2,507,140	1,532,798
Manchester	34,246,693	34,413,172	35,514,962	38,236,029	39,769,553	40,000,830	40,705,545
Mansfield	18,060,911	17,844,117	17,976,500	17,920,557	18,771,913	18,334,281	20,750,974
Marlborough	3,339,888	3,337,444	3,381,937	3,512,289	3,524,450	3,529,056	3,523,147
Meriden	58,455,240	58,591,605	60,117,912	63,976,421	65,870,752	66,707,109	66,733,900
Middlebury	876,900	877,067	909,061	1,120,398	1,134,582	1,185,845	1,332,343
Middlefield	2,259,996	2,260,028	2,292,609	2,630,574	2,637,120	2,638,570	2,654,086
Middletown	28,050,481	27,630,661	27,928,655	30,803,222	32,311,487	35,937,442	32,441,183
Milford	12,936,952	13,072,146	13,284,247	15,112,576	15,357,253	14,842,427	15,717,010
Monroe	7,018,468	7,009,449	7,043,728	7,371,894	7,451,760	7,306,049	7,380,868
Montville	15,840,306	15,837,560	16,022,518	16,977,158	17,069,296	17,376,253	16,685,638
Morris	797,194	796,570	795,364	885,971	889,189	878,191	323,277
Naugatuck	30,474,003	30,531,669	31,180,598	32,211,613	32,781,050	32,668,239	34,166,757
New Britain	85,917,145	85,222,595	86,208,836	93,460,839	98,789,716	100,840,387	103,659,493

TOTAL
Statutory Formula Grants

Grantee	FY 2011	FY 2012	FY 2013	FY 2014	FY 2015	FY 2016	FY 2017
New Canaan	1,869,192	1,878,583	1,877,871	1,990,995	2,046,412	1,655,806	888,912
New Fairfield	4,704,961	4,715,504	4,773,888	4,902,447	4,912,440	4,886,419	4,925,177
New Hartford	3,426,885	3,425,466	3,441,230	3,716,275	3,718,493	3,707,756	3,684,148
New Haven	196,220,723	199,229,635	200,631,930	210,318,515	221,045,930	219,931,886	229,377,756
Newington	15,532,291	15,616,578	15,850,608	17,442,173	17,457,442	17,762,036	17,498,987
New London	32,793,687	32,139,250	32,715,646	33,845,568	35,019,041	35,425,917	36,319,190
New Milford	12,913,991	12,932,160	13,165,867	14,048,189	14,000,675	13,893,112	13,770,839
Newtown	6,452,908	6,478,708	6,569,326	7,025,907	7,307,131	7,491,202	7,960,814
Norfolk	699,086	702,980	700,081	814,249	839,815	783,814	425,555
North Branford	8,596,862	8,591,661	8,698,263	9,137,242	9,100,679	9,100,987	9,025,199
North Canaan	2,275,920	2,272,587	2,293,945	2,726,147	2,735,329	2,731,262	2,690,944
North Haven	4,018,197	4,217,253	4,324,392	5,898,398	6,319,975	6,639,711	6,920,111
North Stonington	4,041,980	4,040,986	4,041,236	4,152,078	4,178,419	4,138,919	4,032,524
Norwalk	14,343,396	14,139,521	14,498,109	15,692,796	16,165,749	17,521,833	18,457,517
Norwich	37,232,433	37,153,024	38,275,946	40,177,473	41,566,122	42,550,966	42,058,675
Old Lyme	853,524	852,897	850,343	962,549	967,195	891,130	575,699
Old Saybrook	925,273	958,373	909,982	1,094,418	1,130,073	1,040,259	505,817
Orange	1,468,344	1,581,565	1,632,110	1,896,286	2,001,971	2,105,193	2,376,562

TOTAL
Statutory Formula Grants

Grantee	FY 2011	FY 2012	FY 2013	FY 2014	FY 2015	FY 2016	FY 2017
Oxford	5,160,326	5,106,434	5,209,234	5,420,553	5,459,503	5,350,520	5,240,069
Plainfield	16,171,544	16,275,325	16,431,272	16,767,380	16,772,833	16,786,208	16,376,570
Plainville	10,844,410	10,817,473	10,993,260	11,698,845	11,787,013	11,778,177	11,707,589
Plymouth	10,305,654	10,318,642	10,377,507	10,706,895	10,683,222	10,718,137	10,450,231
Pomfret	3,395,459	3,410,043	3,443,562	3,571,300	3,558,464	3,558,526	3,452,763
Portland	4,624,396	4,618,520	4,657,916	4,890,754	4,910,656	4,867,540	4,915,417
Preston	4,670,422	4,497,404	4,534,748	4,619,987	4,580,117	4,616,415	4,393,998
Prospect	5,542,748	5,547,548	5,599,741	5,800,113	5,818,264	5,784,123	5,833,362
Putnam	8,916,277	8,860,502	9,030,381	9,386,968	9,547,318	9,535,268	9,224,977
Redding	1,089,810	1,068,807	1,052,764	1,209,868	1,226,548	1,045,021	656,769
Ridgefield	2,623,161	2,621,380	2,651,521	3,303,516	3,352,085	3,118,394	2,075,206
Rocky Hill	4,616,819	4,552,260	4,679,484	5,267,999	5,547,856	5,822,122	6,285,013
Roxbury	373,753	373,599	373,129	541,624	537,048	509,633	389,576
Salem	3,365,870	3,367,935	3,350,406	3,469,671	3,507,822	3,428,886	3,462,696
Salisbury	392,524	395,949	393,998	539,754	542,486	488,061	329,444
Scotland	1,604,899	1,606,196	1,610,088	1,694,687	1,700,541	1,692,260	1,651,733
Seymour	10,350,277	10,447,097	10,610,161	11,000,735	11,001,789	11,127,952	11,155,789
Sharon	397,242	396,918	397,026	573,672	578,482	555,453	396,447

TOTAL
Statutory Formula Grants

Grantee	FY 2011	FY 2012	FY 2013	FY 2014	FY 2015	FY 2016	FY 2017
Shelton	5,844,161	5,786,436	5,883,887	6,792,240	6,888,960	6,959,382	7,811,284
Sherman	377,126	393,541	389,963	487,763	498,067	445,454	299,757
Simsbury	6,024,313	6,039,818	6,101,921	6,364,513	6,471,676	6,594,307	7,114,850
Somers	8,908,845	8,977,006	9,278,544	9,471,107	9,761,848	9,628,347	9,362,495
Southbury	3,091,336	3,088,548	3,170,355	3,413,055	3,503,876	3,782,968	4,471,249
Southington	20,944,155	21,038,564	21,346,423	22,373,024	22,418,314	22,514,329	22,613,871
South Windsor	13,447,217	13,422,576	13,395,152	15,033,262	14,503,528	14,520,569	14,575,428
Sprague	2,840,368	2,831,139	2,836,127	3,291,994	3,253,031	3,297,154	3,307,099
Stafford	10,809,144	10,759,824	10,871,838	11,503,056	11,493,749	11,496,049	11,250,680
Stamford	15,293,617	13,962,065	14,718,173	16,548,946	18,027,356	17,724,946	19,466,777
Sterling	3,434,469	3,452,468	3,480,371	3,604,342	3,612,691	3,618,455	3,537,612
Stonington	2,411,791	2,443,098	2,437,622	2,687,162	2,567,662	2,504,569	2,287,650
Stratford	21,963,946	22,125,652	22,782,548	26,547,406	26,826,482	27,105,669	26,914,563
Suffield	12,162,028	12,032,693	12,532,730	12,780,456	12,509,853	12,420,166	12,350,542
Thomaston	5,957,066	5,968,864	6,000,731	6,529,596	6,538,655	6,531,724	6,447,341
Thompson	8,071,692	8,090,757	8,190,751	8,354,298	8,329,271	8,198,448	8,173,279
Tolland	11,333,770	11,317,572	11,402,728	11,654,935	11,656,602	11,607,003	11,505,392
Torrington	25,935,925	25,808,405	26,153,533	27,142,629	27,100,408	27,454,032	28,636,544

TOTAL
Statutory Formula Grants

Grantee	FY 2011	FY 2012	FY 2013	FY 2014	FY 2015	FY 2016	FY 2017
Trumbull	3,767,875	3,791,163	3,867,305	4,398,716	4,514,290	4,548,504	4,919,110
Union	387,272	390,650	387,242	452,592	447,959	440,595	427,935
Vernon	19,348,889	19,220,016	19,818,456	20,902,588	21,513,421	21,293,091	21,237,587
Voluntown	2,995,750	2,978,935	3,023,017	3,103,053	3,040,405	3,018,118	2,934,693
Wallingford	23,080,359	23,204,545	23,331,769	25,513,051	25,655,119	25,182,952	25,315,783
Warren	232,566	232,381	232,397	323,355	326,552	301,327	243,812
Washington	500,242	499,289	496,909	660,955	666,106	613,498	421,123
Waterbury	133,401,655	133,018,548	136,610,384	146,090,240	154,567,225	155,248,311	169,297,840
Waterford	2,230,047	2,213,006	2,226,987	2,462,267	2,367,698	2,327,807	1,166,254
Watertown	12,338,408	12,358,220	12,507,268	13,324,644	13,262,378	13,265,997	13,257,007
Westbrook	631,186	640,426	597,781	989,969	984,352	1,049,154	675,123
West Hartford	19,239,930	18,837,137	19,809,587	21,322,061	22,356,202	23,410,428	25,635,661
West Haven	47,783,885	47,820,663	51,112,428	52,769,002	53,867,892	54,345,286	53,499,125
Weston	1,182,455	1,157,275	1,228,058	1,280,129	1,404,811	1,220,418	766,189
Westport	3,245,096	3,172,305	3,356,303	3,482,305	3,562,600	3,072,853	1,670,153
Wethersfield	9,054,305	9,122,238	9,312,855	9,645,268	9,633,016	10,105,719	11,075,651
Willington	3,995,517	4,002,638	4,031,768	4,176,365	4,193,471	4,177,594	4,106,333
Wilton	2,194,827	1,957,875	2,023,709	2,374,771	2,446,278	2,259,981	1,685,706

TOTAL
Statutory Formula Grants

Grantee	FY 2011	FY 2012	FY 2013	FY 2014	FY 2015	FY 2016	FY 2017
Winchester	8,411,348	8,337,400	8,525,031	9,041,142	9,191,152	9,153,957	8,774,566
Windham	29,658,418	29,600,113	30,471,114	31,881,929	32,997,002	33,236,780	33,692,998
Windsor	12,370,116	12,333,927	12,694,518	14,511,361	14,895,285	14,594,405	14,574,053
Windsor Locks	9,462,340	9,547,867	9,727,078	11,645,275	8,028,912	8,067,688	8,093,982
Wolcott	14,068,608	14,056,377	14,143,983	14,549,895	14,526,676	14,480,750	14,341,450
Woodbridge	949,781	944,528	939,086	1,092,526	1,100,218	1,039,951	1,192,725
Woodbury	1,114,083	1,115,587	1,140,981	1,366,313	1,390,556	1,503,926	1,849,263
Woodstock	5,804,383	5,780,875	5,854,325	6,115,111	6,084,922	6,098,993	5,952,888

APPENDIX 2

Percent Change					
Grantee	FY11- FY17	Grantee	FY11- FY17	Grantee	FY11- FY17
Andover	4.02%	Griswold	0.77%	Prospect	5.24%
Ansonia	12.50%	Groton (Town of)	1.80%	Putnam	3.46%
Ashford	2.57%	Guilford	13.15%	Redding	-39.74%
Avon	6.72%	Haddam	17.51%	Ridgefield	-20.89%
Barkhamsted	8.78%	Hamden	33.47%	Rocky Hill	36.13%
Beacon Falls	5.30%	Hampton	2.38%	Roxbury	4.23%
Berlin	23.09%	Hartford	14.54%	Salem	2.88%
Bethany	7.03%	Hartland	-1.49%	Salisbury	-16.07%
Bethel	6.05%	Harwinton	6.02%	Scotland	2.92%
Bethlehem	5.56%	Hebron	2.88%	Seymour	7.78%
Bloomfield	44.38%	Kent	-19.04%	Sharon	-0.20%
Bolton	3.33%	Killingly	8.39%	Shelton	33.66%
Bozrah	16.37%	Killingworth	1.95%	Sherman	-20.52%
Branford	47.64%	Lebanon	1.64%	Simsbury	18.10%
Bridgeport	16.45%	Ledyard	6.72%	Somers	5.09%
Bridgewater	-13.02%	Lisbon	-8.94%	Southbury	44.64%
Bristol	12.81%	Litchfield	9.17%	Southington	7.97%
Brookfield	14.81%	Lyme	-3.74%	South Windsor	8.39%
Brooklyn	0.63%	Madison	-36.86%	Sprague	16.43%
Burlington	6.15%	Manchester	18.86%	Stafford	4.08%
Canaan	15.19%	Mansfield	14.89%	Stamford	27.29%
Canterbury	-2.03%	Marlborough	5.49%	Sterling	3.00%
Canton	6.78%	Meriden	14.16%	Stonington	-5.15%
Chaplin	1.62%	Middlebury	51.94%	Stratford	22.54%
Cheshire	4.82%	Middlefield	17.44%	Suffield	1.55%
Chester	22.86%	Middletown	15.65%	Thomaston	8.23%
Clinton	4.43%	Milford	21.49%	Thompson	1.26%
Colchester	0.48%	Monroe	5.16%	Tolland	1.51%
Colebrook	14.65%	Montville	5.34%	Torrington	10.41%
Columbia	5.59%	Morris	-59.45%	Trumbull	30.55%
Cornwall	-1.49%	Naugatuck	12.12%	Union	10.50%
Coventry	0.06%	New Britain	20.65%	Vernon	9.76%
Cromwell	10.77%	New Canaan	-52.44%	Voluntown	-2.04%
Danbury	39.41%	New Fairfield	4.68%	Wallingford	9.69%
Darien	-55.11%	New Hartford	7.51%	Warren	4.84%
Deep River	12.56%	New Haven	16.90%	Washington	-15.82%
Derby	14.72%	Newington	12.66%	Waterbury	26.91%
Durham	6.66%	New London	10.75%	Waterford	-47.70%
Eastford	7.20%	New Milford	6.64%	Watertown	7.45%
East Granby	-1.87%	Newtown	23.37%	Westbrook	6.96%

East Haddam	4.58%	Norfolk	-39.13%	West Hartford	33.24%
East Hampton	0.91%	North Branford	4.98%	West Haven	11.96%
East Hartford	34.60%	North Canaan	18.24%	Weston	-35.20%
East Haven	7.35%	North Haven	72.22%	Westport	-48.53%
East Lyme	1.60%	North Stonington	-0.23%	Wethersfield	22.32%
Easton	-33.89%	Norwalk	28.68%	Willington	2.77%
East Windsor	11.95%	Norwich	12.96%	Wilton	-23.20%
Ellington	6.40%	Old Lyme	-32.55%	Winchester	4.32%
Enfield	3.34%	Old Saybrook	-45.33%	Windham	13.60%
Essex	-18.29%	Orange	61.85%	Windsor	17.82%
Fairfield	-29.64%	Oxford	1.55%	Windsor Locks	-14.46%
Farmington	12.16%	Plainfield	1.27%	Wolcott	1.94%
Franklin	17.84%	Plainville	7.96%	Woodbridge	25.58%
Glastonbury	17.67%	Plymouth	1.40%	Woodbury	65.99%
Goshen	-8.04%	Pomfret	1.69%	Woodstock	2.56%
Granby	6.57%	Portland	6.29%		
Greenwich	-67.12%	Preston	-5.92%		

APPENDIX 3

PILOT: State-Owned Real Property							
Grantee	FY 2011	FY 2012	FY 2013	FY 2014	FY 2015	FY 2016	FY 2017
Andover	24,957	22,293	21,124	18,760	20,165	3,767	4,211
Ansonia	100,812	98,288	96,030	94,462	116,975	40,005	44,259
Ashford	6,086	6,002	5,791	5,626	6,171	-	44
Avon	92,641	92,465	90,796	86,857	95,895	-	-
Barkhamsted	18,663	18,346	17,540	16,891	20,534	-	1,682
Beacon Falls	45,046	45,500	44,460	45,730	50,469	20,698	20,772
Berlin	25,151	25,505	25,342	24,293	26,032	-	447
Bethany	37,862	36,934	36,054	34,245	38,215	7,850	5,865
Bethel	26,355	26,249	26,055	25,201	36,007	-	149
Bethlehem	1,360	1,290	1,203	1,114	1,199	-	158
Bloomfield	117,252	130,970	129,311	118,973	128,055	11,324	14,068
Bolton	38,899	38,204	37,097	38,011	42,491	9,017	15,913
Bozrah	4,834	4,841	4,834	4,618	5,304	-	-
Branford	57,228	56,013	55,279	53,069	58,565	-	-
Bridgeport	2,918,308	2,931,955	2,834,257	2,753,063	3,012,598	2,353,126	2,367,096
Bridgewater	1,479	1,442	1,449	1,321	1,421	-	51
Bristol	53,808	103,328	87,241	84,656	95,901	-	-
Brookfield	29,963	30,199	26,977	27,350	30,459	-	337
Brooklyn	159,640	153,160	147,385	142,587	153,425	112,140	111,376
Burlington	56,598	55,681	53,727	50,268	55,498	-	5,437
Canaan	102,688	100,755	101,414	94,707	108,377	98,160	93,900
Canterbury	10,562	10,913	10,436	9,763	10,752	-	327
Canton	31,366	30,513	29,457	27,655	31,365	-	-
Chaplin	72,103	69,625	66,731	62,317	63,647	43,232	50,399

PILOT: State-Owned Real Property

Grantee	FY 2011	FY 2012	FY 2013	FY 2014	FY 2015	FY 2016	FY 2017
Cheshire	2,402,844	2,336,875	2,072,235	1,962,011	2,139,715	1,973,568	1,865,136
Chester	14,873	14,844	14,226	13,490	14,716	-	415
Clinton	35,904	35,487	35,629	33,620	36,598	-	-
Colchester	49,800	50,470	49,876	52,331	58,291	47,757	-
Colebrook	6,339	26,037	25,954	25,002	7,370	-	1,206
Columbia	8,574	8,390	8,041	7,042	7,577	-	167
Cornwall	43,301	22,490	21,872	18,078	19,318	3,241	3,149
Coventry	48,088	50,878	49,533	46,257	51,559	-	284
Cromwell	15,911	15,607	15,020	14,083	19,754	-	180
Danbury	2,444,158	2,262,402	2,243,867	2,126,611	2,413,997	1,909,997	1,881,851
Darien	116,265	114,769	100,116	97,173	108,594	-	-
Deep River	10,270	9,819	10,757	10,212	11,165	-	-
Derby	117,979	117,064	114,244	42,372	45,385	-	663
Durham	18,881	18,498	18,377	18,136	19,798	-	123
Eastford	7,261	7,265	7,045	6,657	7,021	-	-
East Granby	858,600	842,692	807,310	762,293	28,828	-	-
East Haddam	21,018	33,418	29,966	28,541	44,042	-	8,423
East Hampton	117,342	112,810	113,312	107,072	117,636	49,128	49,068
East Hartford	614,865	627,734	633,783	716,525	790,945	566,261	555,245
East Haven	224,678	253,137	241,025	351,778	379,020	253,502	240,702
East Lyme	768,259	750,938	754,725	932,735	1,028,645	874,190	862,360
Easton	59,638	58,855	57,581	58,694	63,586	270	410
East Windsor	86,581	92,796	90,344	85,280	118,146	57,397	57,816
Ellington	6,428	6,219	5,695	7,214	7,900	-	96
Enfield	1,145,647	1,095,269	1,049,735	1,144,537	1,301,831	1,018,630	1,044,614
Essex	10,372	10,314	10,081	9,671	10,949	-	78
Fairfield	34,171	33,307	26,797	31,978	35,231	-	137

PILOT: State-Owned Real Property

Grantee	FY 2011	FY 2012	FY 2013	FY 2014	FY 2015	FY 2016	FY 2017
Farmington	2,859,708	2,832,352	2,855,163	2,744,273	3,507,095	3,147,460	3,134,814
Franklin	16,950	16,415	16,538	15,820	17,426	6,581	5,944
Glastonbury	58,817	65,287	63,327	59,964	50,469	-	-
Goshen	28,026	27,910	26,750	24,981	18,576	-	408
Granby	17,456	16,875	16,342	15,561	13,381	-	50
Greenwich	27,361	25,140	24,294	23,311	25,772	-	-
Griswold	42,517	44,949	43,081	58,659	66,244	15,894	17,108
Groton (Town of)	1,040,850	1,021,135	1,011,914	1,003,403	1,104,583	804,171	833,258
Guilford	19,621	19,496	19,304	18,731	20,785	-	-
Haddam	130,368	129,867	66,537	63,809	69,812	22,196	21,098
Hamden	482,476	613,167	898,697	899,268	1,015,382	715,955	708,944
Hampton	33,396	33,148	30,539	28,519	30,686	16,831	20,874
Hartford	12,356,406	12,691,078	13,570,279	13,787,322	14,816,241	13,887,253	13,560,353
Hartland	122,654	118,522	113,594	95,452	104,841	86,156	87,788
Harwinton	4,667	3,880	9,606	9,233	7,749	-	-
Hebron	13,604	13,362	13,390	13,986	15,564	-	-
Kent	65,973	62,669	61,135	56,431	61,484	29,220	35,287
Killingly	253,583	254,323	245,026	234,780	265,435	169,887	179,430
Killingworth	115,539	109,974	114,286	97,531	103,880	60,358	62,170
Lebanon	32,293	32,032	31,673	30,417	33,143	-	3,431
Ledyard	61,714	59,000	172,473	465,063	693,548	944,979	589,458
Lisbon	7,251	6,933	6,644	7,115	7,577	-	130
Litchfield	78,584	77,609	77,415	72,295	79,188	28,313	24,449
Lyme	17,055	17,328	16,553	15,458	16,461	-	-
Madison	541,717	536,795	518,013	487,268	540,719	456,004	368,911
Manchester	771,299	805,334	789,109	751,388	844,806	566,228	555,314
Mansfield	7,265,843	7,058,654	7,021,354	6,782,373	7,656,351	7,192,804	7,131,699

PILOT: State-Owned Real Property

Grantee	FY 2011	FY 2012	FY 2013	FY 2014	FY 2015	FY 2016	FY 2017
Marlborough	22,221	21,324	20,914	16,010	16,534	-	-
Meriden	412,206	410,379	400,169	398,388	432,065	194,200	192,354
Middlebury	10,216	9,659	11,357	20,696	20,089	-	-
Middlefield	10,276	9,428	9,277	9,359	10,411	-	33
Middletown	2,565,308	2,543,686	2,399,904	2,311,246	2,573,487	3,252,694	2,224,822
Milford	443,092	459,581	446,678	517,169	556,477	202,342	195,096
Monroe	10,529	11,533	11,261	10,688	11,952	-	46
Montville	843,285	842,695	951,415	1,489,296	1,979,859	2,192,340	1,785,473
Morris	19,910	19,035	17,749	16,500	17,550	5,794	820
Naugatuck	58,850	57,155	65,939	62,967	91,305	-	2,998
New Britain	3,180,263	3,200,316	3,067,040	2,912,494	3,710,093	3,718,207	3,276,462
New Canaan	41,853	45,602	44,568	42,291	47,151	-	7,331
New Fairfield	15,896	19,429	19,157	18,421	20,607	-	127
New Hartford	19,852	18,971	18,334	18,157	19,654	-	-
New Haven	4,415,217	4,848,701	4,737,591	5,068,925	6,879,419	6,993,359	6,013,572
Newington	661,635	649,450	639,581	688,293	749,383	571,476	560,153
New London	420,998	399,938	383,311	376,204	414,949	337,618	295,665
New Milford	50,847	48,792	36,478	33,015	32,756	-	194
Newtown	912,401	888,105	862,308	812,088	946,060	717,794	733,247
Norfolk	94,146	103,186	98,650	83,711	90,248	63,282	72,627
North Branford	4,091	4,026	4,426	5,038	5,680	-	-
North Canaan	24,850	23,757	22,769	21,770	25,017	8,147	6,827
North Haven	91,375	115,113	111,844	104,784	119,369	-	2,621
North Stonington	24,263	23,487	22,622	20,438	23,626	-	219
Norwalk	347,092	344,163	347,706	333,832	404,528	158,245	31,982
Norwich	623,750	669,300	666,628	783,435	804,821	910,659	612,634
Old Lyme	32,652	30,375	29,425	28,151	30,352	-	146

PILOT: State-Owned Real Property

Grantee	FY 2011	FY 2012	FY 2013	FY 2014	FY 2015	FY 2016	FY 2017
Old Saybrook	59,564	59,275	57,095	55,451	60,807	-	-
Orange	15,711	15,020	15,363	14,821	11,829	-	194
Oxford	170,848	168,750	235,665	228,518	252,505	160,573	163,743
Plainfield	44,592	43,356	42,788	41,361	57,395	-	1,260
Plainville	390	397	20,446	16,161	17,664	-	388
Plymouth	12,477	12,226	12,492	11,692	12,212	-	458
Pomfret	29,768	49,230	48,962	43,160	48,075	27,007	27,221
Portland	31,427	29,573	28,700	25,255	27,556	-	199
Preston	187,659	11,223	10,863	11,011	16,402	-	716
Prospect	2,182	2,108	2,016	1,876	2,055	-	-
Putnam	38,986	34,154	33,266	30,760	33,309	-	-
Redding	189,057	184,226	182,825	172,804	179,434	93,294	94,856
Ridgefield	189,721	179,610	176,561	162,964	148,889	-	2,087
Rocky Hill	620,695	606,967	598,842	711,585	933,775	845,180	774,861
Roxbury	4,128	4,127	4,067	3,861	4,281	-	64
Salem	55,582	55,875	53,552	58,772	71,139	48,212	47,337
Salisbury	8,592	8,324	7,896	7,521	8,251	-	108
Scotland	23,442	24,652	24,842	23,199	25,202	19,534	16,880
Seymour	23,368	23,189	22,911	20,504	22,331	-	-
Sharon	17,258	17,376	17,342	16,195	18,730	-	-
Shelton	16,576	15,847	14,940	14,627	15,668	-	344
Sherman	14	14	13	12	14	-	-
Simsbury	118,923	115,393	111,718	106,054	123,399	-	2,555
Somers	1,401,594	1,407,239	1,412,595	1,378,810	1,499,575	1,342,227	1,364,700
Southbury	310,289	305,160	291,113	269,140	298,743	178,782	171,469
Southington	34,009	33,562	32,147	24,940	26,815	-	-
South Windsor	10,917	10,567	10,284	9,821	13,221	-	78

PILOT: State-Owned Real Property

Grantee	FY 2011	FY 2012	FY 2013	FY 2014	FY 2015	FY 2016	FY 2017
Sprague	12,855	12,290	11,779	11,427	12,257	476	366
Stafford	31,147	30,284	30,044	49,930	55,003	3,176	4,404
Stamford	1,338,187	1,303,760	1,273,723	1,217,331	1,510,039	1,084,271	1,065,042
Sterling	7,492	7,292	7,245	6,840	5,952	-	131
Stonington	21,107	22,213	21,519	20,547	21,561	-	-
Stratford	250,034	376,294	385,100	367,268	400,622	124,993	122,285
Suffield	3,466,399	3,350,440	3,352,605	3,228,758	2,657,588	2,441,296	2,426,766
Thomaston	29,719	29,169	29,810	34,937	40,663	4,638	5,728
Thompson	9,455	11,229	10,763	10,620	11,540	-	41
Tolland	52,736	53,022	51,829	48,824	52,883	-	-
Torrington	208,454	244,418	234,272	225,307	249,421	104,211	96,492
Trumbull	89,274	87,010	84,956	88,382	96,878	-	-
Union	32,286	31,221	30,132	28,798	32,010	23,968	25,513
Vernon	199,681	206,413	197,040	197,923	239,453	113,593	113,496
Voluntown	116,910	111,769	143,095	134,074	87,923	69,642	71,479
Wallingford	48,502	48,128	52,499	50,504	55,743	-	-
Warren	13,492	13,567	13,003	12,887	14,319	-	9,522
Washington	34,448	33,700	32,299	31,533	34,664	-	6,117
Waterbury	4,154,116	4,158,423	3,999,715	3,733,930	4,498,583	3,918,729	3,896,947
Waterford	365,154	374,140	373,493	366,982	286,127	124,651	122,408
Watertown	34,503	33,767	32,943	31,964	35,613	-	15,917
Westbrook	37,048	37,484	35,194	28,173	30,313	-	-
West Hartford	280,797	273,168	268,886	275,598	301,092	-	-
West Haven	36,611	21,576	20,427	18,118	59,579	-	-
Weston	7,089	6,849	6,586	6,171	6,604	-	-
Westport	645,919	636,372	794,881	762,752	828,016	344,544	365,527
Wethersfield	243,998	233,117	228,964	223,414	247,201	123,563	107,242

PILOT: State-Owned Real Property

Grantee	FY 2011	FY 2012	FY 2013	FY 2014	FY 2015	FY 2016	FY 2017
Wilmington	47,790	46,059	44,407	42,138	46,133	21,183	17,136
Wilton	96,505	94,994	98,922	93,416	96,400	-	330
Winchester	85,499	84,091	80,595	75,265	80,035	30,792	31,191
Windham	2,824,999	2,832,635	2,889,523	2,786,843	3,047,008	3,101,626	2,795,180
Windsor	75,777	45,760	59,771	58,226	55,006	-	-
Windsor Locks	4,063,531	4,154,003	4,024,300	3,897,869	94,693	-	25,283
Wolcott	2,193	2,095	2,008	1,936	2,136	-	-
Woodbridge	19,609	17,712	16,929	16,120	17,555	-	-
Woodbury	560	544	545	521	571	-	194
Woodstock	14,571	14,265	14,052	8,631	9,499	-	1,581

APPENDIX 4

PILOT: Colleges & Hospitals							
Grantee	FY 2011	FY 2012	FY 2013	FY 2014	FY 2015	FY 2016	FY 2017
Andover	-	-	-	-	-	-	-
Ansonia	-	-	-	-	-	-	-
Ashford	-	-	-	-	-	-	-
Avon	7,284	3,232	-	-	-	-	-
Barkhamsted	-	-	-	-	-	-	-
Beacon Falls	-	-	-	-	-	-	-
Berlin	-	-	-	-	-	-	-
Bethany	19,074	17,182	16,484	15,056	16,126	15,799	15,096
Bethel	19,002	17,396	16,969	15,783	16,551	-	6
Bethlehem	-	-	-	-	-	-	-
Bloomfield	150,557	218,858	212,320	195,473	203,625	188,271	190,614
Bolton	-	-	-	-	-	-	-
Bozrah	-	-	-	-	-	-	-
Branford	116,750	114,615	114,175	113,086	113,861	-	-
Bridgeport	8,700,529	8,537,526	8,045,926	7,563,747	7,962,794	7,499,641	7,454,025
Bridgewater	-	-	-	-	-	-	-
Bristol	624,627	573,474	552,637	521,930	581,447	403,627	392,185
Brookfield	-	-	-	-	-	-	-
Brooklyn	-	-	-	-	-	-	-
Burlington	-	-	-	-	-	-	-
Canaan	2,516	2,279	2,257	2,027	2,093	2,048	1,960
Canterbury	-	-	-	-	-	-	-
Canton	-	-	-	-	-	-	-
Chaplin	-	-	-	-	-	-	-
Cheshire	158,658	142,485	135,982	123,841	129,632	130,139	121,350
Chester	-	-	-	-	-	-	-
Clinton	-	-	-	-	-	-	-
Colchester	-	-	-	-	-	-	-
Colebrook	-	-	-	-	-	-	-
Columbia	-	-	-	-	-	-	-
Cornwall	-	-	-	-	-	-	-
Coventry	-	-	-	-	-	-	-
Cromwell	55,283	49,673	58,350	51,355	57,827	4,498	2,634
Danbury	1,503,574	1,289,278	1,278,519	1,305,855	1,344,343	1,384,386	1,258,449

PILOT: Colleges & Hospitals

Grantee	FY 2011	FY 2012	FY 2013	FY 2014	FY 2015	FY 2016	FY 2017
Darien	-	-	-	-	-	-	-
Deep River	-	-	-	-	-	-	-
Derby	1,109,687	1,018,767	977,103	870,460	894,901	832,632	833,361
Durham	-	-	-	-	-	-	-
Eastford	-	-	-	-	-	-	-
East Granby	-	-	-	-	-	-	-
East Haddam	-	-	-	-	-	-	-
East Hampton	-	-	-	-	-	-	-
East Hartford	256,121	281,580	285,504	482,178	520,320	989,051	487,075
East Haven	-	-	-	-	-	-	-
East Lyme	48,740	43,847	41,133	40,548	42,921	40,854	40,179
Easton	-	-	-	-	-	-	-
East Windsor	-	-	-	-	-	-	-
Ellington	-	-	-	-	-	-	-
Enfield	38,667	34,136	32,153	21,677	27,107	24,959	25,375
Essex	17,460	16,032	15,401	14,207	15,085	-	-
Fairfield	2,375,643	2,145,031	2,501,085	2,409,013	2,641,401	2,024,123	1,997,360
Farmington	33,440	30,567	29,932	27,675	31,718	29,785	29,691
Franklin	-	-	-	-	-	-	-
Glastonbury	-	-	1,510	1,377	1,728	-	7
Goshen	-	-	-	-	-	-	-
Granby	-	-	-	-	-	-	-
Greenwich	782,395	721,374	920,457	849,791	897,965	-	-
Griswold	-	-	-	-	-	-	-
Groton (Town of)	52,664	47,710	46,086	37,989	40,203	36,123	37,634
Guilford	21,888	20,085	19,545	18,237	19,423	-	-
Haddam	-	-	-	-	-	-	-
Hamden	2,117,783	2,230,298	2,846,495	2,724,546	3,026,411	2,870,139	2,833,043
Hampton	-	-	-	-	-	-	-
Hartford	25,661,374	25,078,308	25,708,152	24,234,225	25,279,198	23,443,507	23,664,027
Hartland	-	-	-	-	-	-	-
Harwinton	-	-	-	-	-	-	-
Hebron	-	-	-	-	-	-	-
Kent	-	-	-	-	-	-	-
Killingly	-	-	-	-	-	-	-
Killingworth	-	-	-	-	-	-	-

PILOT: Colleges & Hospitals

Grantee	FY 2011	FY 2012	FY 2013	FY 2014	FY 2015	FY 2016	FY 2017
Lebanon	-	-	-	-	-	-	-
Ledyard	-	-	-	-	-	-	-
Lisbon	-	-	-	-	-	-	-
Litchfield	-	-	-	-	-	-	-
Lyme	230	216	203	182	195	-	-
Madison	-	-	-	-	-	-	-
Manchester	826,554	775,658	746,954	802,713	866,237	826,527	810,890
Mansfield	-	-	-	-	-	-	-
Marlborough	-	-	-	-	-	-	-
Meriden	792,558	968,536	964,037	1,206,728	1,256,048	1,198,941	1,175,795
Middlebury	-	-	-	-	-	-	-
Middlefield	-	-	-	-	-	-	-
Middletown	4,746,748	4,388,769	4,000,408	3,747,147	4,087,232	6,809,015	3,826,085
Milford	405,439	370,161	354,177	423,118	448,475	429,614	419,820
Monroe	-	-	-	-	-	-	-
Montville	-	-	-	-	-	-	-
Morris	-	-	-	-	-	-	-
Naugatuck	-	-	-	-	-	-	-
New Britain	2,565,148	2,399,090	2,321,622	2,095,011	2,692,730	2,866,022	2,520,682
New Canaan	-	-	-	-	-	-	-
New Fairfield	-	-	-	-	-	-	-
New Hartford	-	-	-	-	-	-	-
New Haven	34,363,776	37,557,507	35,287,804	38,567,488	43,465,332	41,901,803	40,688,189
Newington	1,367,743	1,367,680	1,390,113	1,753,757	1,633,915	1,893,314	1,529,519
New London	5,602,493	5,129,497	4,888,495	4,698,208	5,032,102	4,998,983	4,710,585
New Milford	174,219	155,032	228,368	210,932	221,957	82,855	89,321
Newtown	-	-	-	-	-	-	-
Norfolk	55,182	50,843	47,772	44,163	47,767	42,230	44,716
North Branford	1,233	1,231	2,504	2,249	2,434	-	-
North Canaan	-	-	-	-	-	-	-
North Haven	105,125	317,891	303,544	331,749	647,579	580,506	578,614
North Stonington	-	-	-	-	-	-	-
Norwalk	1,776,676	1,633,256	1,555,260	1,465,920	1,571,461	2,596,542	1,471,056
Norwich	833,541	768,384	778,727	748,855	810,449	1,087,553	758,666

PILOT: Colleges & Hospitals

Grantee	FY 2011	FY 2012	FY 2013	FY 2014	FY 2015	FY 2016	FY 2017
Old Lyme	38,399	38,844	36,981	34,022	35,059	-	2,006
Old Saybrook	-	-	-	-	-	-	-
Orange	74,764	188,954	189,928	191,724	248,668	204,705	151,773
Oxford	-	-	-	-	-	-	-
Plainfield	3,996	9,088	37,094	31,246	41,283	36,348	34,410
Plainville	-	-	-	-	-	-	-
Plymouth	-	-	-	-	-	-	-
Pomfret	-	-	-	-	-	-	-
Portland	-	-	-	-	-	-	-
Preston	-	-	-	-	-	-	-
Prospect	-	-	-	-	-	-	-
Putnam	279,502	246,748	237,960	223,733	232,405	219,527	212,667
Redding	-	-	-	-	-	-	-
Ridgefield	-	-	-	-	-	-	-
Rocky Hill	-	-	-	-	-	-	-
Roxbury	-	-	-	-	-	-	-
Salem	-	-	-	-	-	-	-
Salisbury	-	-	-	-	-	-	-
Scotland	-	-	-	-	-	-	-
Seymour	-	-	-	-	-	-	-
Sharon	-	-	-	-	-	-	-
Shelton	-	-	-	-	-	-	-
Sherman	-	-	-	-	-	-	-
Simsbury	-	-	-	-	-	-	-
Somers	-	-	-	-	-	-	-
Southbury	-	-	-	-	-	-	-
Southington	145,713	136,284	135,495	137,108	141,493	-	-
South Windsor	-	-	-	-	-	-	-
Sprague	-	-	-	-	-	-	-
Stafford	248,774	225,674	220,168	215,981	228,369	211,019	213,778
Stamford	2,057,269	1,843,648	1,908,074	1,747,011	1,963,214	1,827,676	1,837,777
Sterling	-	-	-	-	-	-	-
Stonington	-	-	-	-	-	-	-
Stratford	-	-	-	-	-	-	-
Suffield	-	-	-	-	-	-	-
Thomaston	-	-	-	-	-	-	-
Thompson	1,726	2,662	2,508	2,379	2,482	-	-
Tolland	-	-	-	-	-	-	-
Torrington	334,116	273,189	256,910	239,622	254,799	262,832	238,519

PILOT: Colleges & Hospitals

Grantee	FY 2011	FY 2012	FY 2013	FY 2014	FY 2015	FY 2016	FY 2017
Trumbull	-	-	-	-	18,591	-	3,260
Union	-	-	-	-	-	-	-
Vernon	341,964	318,886	304,100	310,249	339,449	320,005	317,760
Voluntown	60,000	60,000	60,000	60,000	60,000	60,000	56,167
Wallingford	405,525	371,582	367,344	339,818	354,183	155,571	152,586
Warren	-	-	-	-	-	-	-
Washington	-	-	-	-	-	-	-
Waterbury	6,925,975	6,405,076	6,034,247	5,433,960	5,773,418	5,505,887	5,404,535
Waterford	52,558	49,646	48,707	46,015	65,721	156,519	61,523
Watertown	-	-	-	-	-	-	-
Westbrook	-	-	-	-	18,861	56,101	-
West Hartford	1,064,110	953,749	910,666	1,031,732	1,084,554	978,740	961,435
West Haven	3,844,858	3,813,595	5,536,694	5,313,329	5,476,449	5,199,073	5,008,541
Weston	-	-	-	-	-	-	-
Westport	171,874	156,365	191,536	176,738	184,153	169,091	172,387
Wethersfield	-	-	-	8,654	9,178	18,834	8,592
Willington	-	-	-	-	-	-	-
Wilton	-	-	-	-	-	-	-
Winchester	46,781	42,571	40,099	36,009	43,134	40,801	40,379
Windham	765,474	702,387	684,677	637,832	668,312	730,378	625,611
Windsor	-	-	-	-	-	-	-
Windsor Locks	-	-	-	-	-	-	-
Wolcott	-	-	-	-	-	-	-
Woodbridge	3,258	109	102	94	98	-	-
Woodbury	-	-	-	-	-	-	-
Woodstock	-	-	-	-	-	-	-

APPENDIX 5

Mashantucket Pequot And Mohegan Fund Grant							
Grantee	FY 2011	FY 2012	FY 2013	FY 2014	FY 2015	FY 2016	FY 2017
Andover	14,184	14,629	14,896	14,277	15,990	16,302	14,975
Ansonia	138,325	167,836	174,935	172,633	171,557	178,864	160,809
Ashford	22,011	24,875	23,051	22,656	24,198	25,506	23,966
Avon	14,968	15,035	15,463	14,803	16,844	20,504	19,195
Barkhamsted	14,605	14,911	15,083	14,736	16,417	17,958	16,970
Beacon Falls	27,012	29,489	28,797	27,741	29,604	30,187	28,910
Berlin	52,965	57,254	50,547	48,608	52,750	47,285	43,425
Bethany	17,299	18,185	17,957	17,394	19,171	16,609	15,929
Bethel	42,357	47,727	49,389	47,543	51,561	53,032	48,842
Bethlehem	12,928	13,298	13,381	13,734	15,431	14,293	13,617
Bloomfield	155,903	158,907	157,193	158,375	157,761	159,786	150,544
Bolton	19,275	19,721	18,440	18,509	20,238	17,277	16,362
Bozrah	13,922	15,171	15,541	16,003	18,044	16,815	16,305
Branford	57,808	63,105	61,140	57,197	57,869	56,504	53,780
Bridgeport	6,123,615	6,241,594	6,174,270	6,220,681	6,196,581	6,276,110	5,913,094
Bridgewater	6,750	6,645	6,732	6,778	8,688	8,724	8,251
Bristol	585,201	596,475	590,042	594,477	592,174	599,774	565,082
Brookfield	21,991	24,137	22,826	22,309	24,761	22,995	21,694
Brooklyn	184,997	196,670	239,636	244,739	225,240	228,534	212,937
Burlington	19,519	20,621	20,776	19,657	21,866	23,690	22,422
Canaan	7,029	6,769	7,424	7,614	9,493	10,062	9,659
Canterbury	31,622	36,374	33,601	35,901	37,279	32,095	29,519
Canton	21,093	23,448	23,360	22,289	24,270	21,455	20,081
Chaplin	82,603	84,194	83,286	83,912	83,587	84,660	79,763

Mashantucket Pequot And Mohegan Fund Grant

Grantee	FY 2011	FY 2012	FY 2013	FY 2014	FY 2015	FY 2016	FY 2017
Cheshire	2,054,219	2,115,317	2,012,692	1,986,048	2,154,316	2,186,494	2,061,556
Chester	11,107	11,502	12,637	12,233	14,917	15,064	14,643
Clinton	36,848	41,732	39,013	37,633	38,993	32,440	30,971
Colchester	71,152	73,709	72,749	69,353	71,476	68,600	65,420
Colebrook	8,437	9,202	8,730	8,630	10,461	10,461	9,838
Columbia	18,683	19,509	19,625	19,445	21,149	21,482	19,761
Cornwall	6,331	6,149	6,465	6,523	8,442	8,680	8,178
Coventry	46,106	50,670	49,635	46,699	48,216	47,641	44,362
Cromwell	42,256	44,877	45,594	43,198	45,990	40,080	35,310
Danbury	939,867	957,975	947,642	954,765	951,066	963,273	907,556
Darien	7,323	7,724	7,653	7,599	9,582	9,708	9,241
Deep River	13,618	13,880	14,061	13,585	15,373	18,288	17,346
Derby	251,881	256,734	253,965	255,874	254,883	258,154	243,222
Durham	22,836	23,611	22,545	21,865	23,579	22,264	20,996
Eastford	12,001	12,264	12,024	12,569	14,309	12,291	11,911
East Granby	15,177	16,227	15,427	15,375	17,361	16,505	15,434
East Haddam	25,733	29,008	27,963	27,880	29,779	28,875	27,015
East Hampton	58,496	64,163	62,044	60,181	61,488	45,261	41,883
East Hartford	304,488	310,354	307,007	309,314	308,116	312,071	294,020
East Haven	155,918	172,986	171,955	161,300	161,177	174,289	170,049
East Lyme	329,458	334,320	329,826	331,909	333,126	338,385	320,180
Easton	8,063	8,641	8,759	8,642	10,636	11,278	10,545
East Windsor	43,108	44,058	43,987	45,262	48,442	49,781	45,593
Ellington	49,123	52,532	53,960	51,619	54,191	49,491	44,853
Enfield	1,120,832	1,160,819	1,220,153	1,322,578	1,449,946	1,442,775	1,359,849
Essex	11,551	12,009	11,767	11,738	13,555	13,224	12,520
Fairfield	278,999	264,012	301,162	288,447	292,353	294,950	277,695

Mashantucket Pequot And Mohegan Fund Grant

Grantee	FY 2011	FY 2012	FY 2013	FY 2014	FY 2015	FY 2016	FY 2017
Farmington	30,308	32,102	31,838	29,176	31,383	32,572	29,796
Franklin	12,574	12,910	13,207	12,950	15,254	16,105	15,379
Glastonbury	37,620	39,753	40,956	37,925	40,105	46,072	41,629
Goshen	9,038	8,937	8,653	8,717	10,588	11,153	10,521
Granby	26,224	28,125	27,616	26,231	28,113	25,939	23,972
Greenwich	89,898	85,809	105,829	98,970	98,189	99,288	93,313
Griswold	92,994	98,876	100,852	100,882	103,449	94,046	86,837
Groton (Town of)	1,374,940	1,395,130	1,376,364	1,385,054	1,390,133	1,412,077	1,336,108
Guilford	29,313	32,516	31,213	30,176	31,929	27,392	26,076
Haddam	20,003	22,702	22,136	21,537	23,384	25,437	23,844
Hamden	928,039	945,919	935,716	942,750	939,097	951,150	896,135
Hampton	15,255	15,524	13,887	12,828	14,750	14,446	13,963
Hartford	8,215,507	7,236,716	6,691,065	6,980,370	6,652,860	6,631,346	6,263,314
Hartland	11,804	12,261	12,943	11,900	13,886	12,851	12,191
Harwinton	15,654	17,173	16,643	16,016	17,719	19,927	18,629
Hebron	27,510	30,087	31,116	29,121	30,564	30,744	28,438
Kent	7,474	7,427	7,908	8,228	10,105	9,953	9,077
Killingly	145,597	167,861	156,759	159,005	158,610	151,533	145,447
Killingworth	16,323	17,172	17,442	16,500	18,280	16,778	15,190
Lebanon	30,306	32,541	31,250	30,546	36,533	35,167	33,075
Ledyard	985,315	998,112	946,621	941,466	949,184	936,306	878,678
Lisbon	28,758	28,749	28,563	27,142	29,329	24,388	23,657
Litchfield	19,490	21,837	20,548	20,245	21,685	19,724	18,270
Lyme	6,580	6,360	6,934	7,188	9,113	8,874	8,343
Madison	19,029	20,352	18,829	18,507	20,366	19,844	19,466
Manchester	591,142	602,531	596,032	600,513	598,186	605,863	570,820
Mansfield	195,911	211,700	231,700	216,487	207,662	242,157	204,996

Mashantucket Pequot And Mohegan Fund Grant

Grantee	FY 2011	FY 2012	FY 2013	FY 2014	FY 2015	FY 2016	FY 2017
Marlborough	15,959	16,779	17,086	16,288	18,229	20,104	18,541
Meriden	896,350	913,619	903,765	910,558	907,031	918,672	865,535
Middlebury	15,454	15,928	16,454	16,254	18,094	16,877	15,721
Middlefield	18,080	18,723	19,406	19,257	21,025	19,111	17,336
Middletown	1,238,512	1,262,374	1,248,757	1,258,144	1,253,270	1,269,355	1,195,934
Milford	394,312	401,909	397,574	400,562	399,010	404,131	380,756
Monroe	30,224	33,255	34,145	32,924	35,497	34,506	33,321
Montville	1,785,551	1,838,096	1,790,687	1,479,692	1,068,665	1,019,799	952,470
Morris	8,559	8,880	9,637	9,444	11,262	11,694	11,054
Naugatuck	185,744	230,075	215,889	219,625	218,529	245,012	230,356
New Britain	2,271,582	2,315,346	2,290,372	2,307,589	2,298,649	2,328,150	2,193,488
New Canaan	7,091	7,065	7,435	7,317	9,293	9,510	8,954
New Fairfield	22,417	25,231	24,683	24,086	26,468	31,812	29,123
New Hartford	19,190	20,482	21,398	20,252	21,796	20,083	19,069
New Haven	7,201,281	6,836,736	6,880,445	6,765,423	6,537,304	6,224,317	5,794,422
Newington	230,754	243,497	240,525	280,251	254,786	267,867	248,178
New London	1,788,196	1,814,455	1,790,049	1,801,351	1,807,956	1,836,497	1,737,694
New Milford	75,907	85,960	88,414	84,642	84,077	82,307	76,718
Newtown	684,286	710,966	814,097	799,135	952,649	969,137	911,124
Norfolk	13,057	12,458	12,748	12,375	14,208	14,285	13,317
North Branford	43,405	47,287	43,981	43,988	45,449	44,596	42,037
North Canaan	22,494	23,951	24,454	24,581	25,740	21,910	21,925
North Haven	156,540	159,556	157,835	159,022	158,406	160,439	151,159
North Stonington	884,757	889,592	884,602	885,400	893,855	893,244	841,889
Norwalk	845,915	862,213	852,913	859,324	855,995	866,981	816,834

Mashantucket Pequot And Mohegan Fund Grant

Grantee	FY 2011	FY 2012	FY 2013	FY 2014	FY 2015	FY 2016	FY 2017
Norwich	1,984,517	2,004,389	1,984,303	1,992,095	2,002,692	2,023,985	1,912,306
Old Lyme	13,248	13,936	13,893	13,627	15,319	15,371	14,487
Old Saybrook	15,621	15,396	15,879	16,168	18,009	15,765	14,601
Orange	31,954	43,455	43,070	43,740	49,247	46,926	43,490
Oxford	33,699	36,346	33,357	32,240	34,509	27,040	25,388
Plainfield	124,044	157,508	170,891	183,973	182,340	168,094	122,528
Plainville	86,189	81,522	89,745	83,865	86,023	80,726	72,491
Plymouth	72,688	76,224	75,054	71,801	71,534	72,640	69,784
Pomfret	18,953	20,781	20,821	21,051	22,648	23,025	19,468
Portland	34,088	35,327	34,323	31,565	33,088	29,628	27,715
Preston	1,174,448	1,182,411	1,173,380	1,176,052	1,183,656	1,192,160	1,125,119
Prospect	34,226	38,776	35,079	34,132	37,247	28,238	26,955
Putnam	109,768	113,877	114,908	119,902	119,285	113,730	103,555
Redding	8,947	9,234	9,728	9,675	11,694	11,645	10,912
Ridgefield	13,583	14,331	14,841	14,469	16,612	15,718	14,143
Rocky Hill	278,569	283,935	280,873	282,984	281,888	285,506	268,992
Roxbury	6,252	5,992	6,375	6,445	8,370	8,538	8,056
Salem	19,520	20,996	20,269	19,828	21,968	19,852	18,219
Salisbury	7,480	7,511	7,653	7,541	9,433	9,655	9,066
Scotland	14,179	15,169	15,384	15,934	17,604	17,093	15,714
Seymour	68,936	78,077	77,536	76,895	78,393	73,475	67,844
Sharon	6,919	6,641	7,011	6,986	8,891	9,736	9,111
Shelton	79,621	85,009	79,021	76,270	80,088	81,312	74,849
Sherman	8,636	8,753	8,235	8,401	10,408	10,481	9,925
Simsbury	31,909	34,982	32,752	31,663	33,613	32,798	28,478
Somers	1,231,716	1,314,209	1,540,826	1,559,958	1,700,850	1,711,137	1,609,537

Mashantucket Pequot And Mohegan Fund Grant

Grantee	FY 2011	FY 2012	FY 2013	FY 2014	FY 2015	FY 2016	FY 2017
Southbury	34,950	38,870	38,946	41,175	42,711	42,073	37,696
Southington	145,034	156,828	151,655	149,046	151,250	136,778	126,114
South Windsor	56,307	63,626	57,358	58,225	60,215	59,843	54,351
Sprague	28,023	31,600	30,199	29,003	31,144	28,508	26,245
Stafford	95,586	105,909	100,168	99,015	98,483	101,965	93,160
Stamford	915,506	933,145	923,079	930,018	926,415	938,305	884,033
Sterling	29,518	34,985	32,497	34,164	35,406	36,354	33,410
Stonington	34,001	39,466	38,077	38,547	40,283	35,302	33,057
Stratford	134,204	159,014	164,461	163,537	168,339	170,682	160,760
Suffield	2,245,497	2,253,944	2,670,505	2,677,202	2,976,971	3,003,392	2,830,235
Thomaston	37,908	42,188	41,368	40,534	41,317	41,237	40,123
Thompson	58,281	69,739	72,340	70,692	70,913	68,444	63,550
Tolland	41,412	44,618	45,575	42,518	43,715	37,585	34,843
Torrington	261,478	292,477	275,655	265,306	257,271	293,101	287,599
Trumbull	44,681	50,692	52,530	49,031	53,557	53,005	49,941
Union	22,207	22,635	22,390	22,559	22,471	22,760	21,443
Vernon	245,131	217,972	193,050	177,417	177,683	174,419	158,914
Voluntown	105,902	107,457	106,011	106,681	92,538	93,726	88,305
Wallingford	171,406	179,312	173,653	172,911	172,355	163,844	156,083
Warren	6,611	6,336	6,855	6,868	8,782	8,784	8,203
Washington	7,391	7,185	7,487	7,551	9,438	9,302	8,741
Waterbury	3,018,912	3,077,075	3,043,884	3,066,765	3,054,884	3,094,091	2,915,126
Waterford	47,871	47,195	47,817	47,754	51,184	46,103	42,601
Watertown	70,898	84,988	84,343	85,866	85,337	79,387	75,186
Westbrook	14,100	14,507	14,801	15,348	18,947	18,216	16,186
West Hartford	263,280	240,337	242,949	223,004	220,032	210,497	197,475

Mashantucket Pequot And Mohegan Fund Grant

Grantee	FY 2011	FY 2012	FY 2013	FY 2014	FY 2015	FY 2016	FY 2017
West Haven	754,768	853,415	1,049,532	1,021,340	985,721	1,017,690	969,932
Weston	7,033	7,022	7,405	7,397	9,369	9,496	9,059
Westport	25,764	24,611	28,270	26,791	27,989	28,452	26,621
Wethersfield	216,600	220,773	218,392	220,034	219,181	221,994	209,154
Willington	26,088	29,185	27,059	27,338	28,762	34,773	33,250
Wilton	8,643	8,813	9,322	9,160	11,265	11,944	10,862
Winchester	65,784	69,913	71,445	74,846	74,635	81,005	78,447
Windham	882,822	895,785	883,736	889,316	892,577	906,667	857,889
Windsor	106,244	123,812	117,498	106,913	108,632	76,355	71,844
Windsor Locks	439,947	448,423	443,586	446,921	445,189	450,903	424,822
Wolcott	71,190	71,048	70,953	69,544	71,260	63,773	61,364
Woodbridge	11,454	11,787	11,565	11,302	13,164	11,740	11,188
Woodbury	15,863	17,044	18,050	17,941	19,476	21,861	19,685
Woodstock	32,089	36,718	33,458	32,325	33,642	28,928	26,183

APPENDIX 6

Public School Pupil Transportation							
Grantee	FY 2011	FY 2012	FY 2013	FY 2014	FY 2015	FY 2016	FY 2017
Andover	15,234	13,501	13,862	14,520	15,665	12,689	-
Ansonia	147,627	150,409	146,819	146,878	119,302	115,866	-
Ashford	49,957	72,381	69,787	66,256	40,862	31,433	-
Avon	12,019	8,594	19,676	19,684	15,555	13,230	-
Barkhamsted	22,788	21,319	21,654	22,564	18,806	17,331	-
Beacon Falls	-	-	-	-	-	-	-
Berlin	126,687	115,847	87,641	80,638	87,417	85,252	-
Bethany	13,681	13,456	9,802	8,617	11,375	9,231	-
Bethel	74,301	75,516	75,861	98,689	98,478	95,042	-
Bethlehem	-	-	-	-	-	-	-
Bloomfield	118,043	109,390	89,545	98,644	117,386	128,053	-
Bolton	47,277	38,879	28,222	28,233	31,652	28,394	-
Bozrah	19,037	21,319	19,037	16,763	19,872	20,256	-
Branford	86,213	76,463	70,523	77,597	76,579	61,094	-
Bridgeport	1,439,179	1,206,012	1,169,218	1,169,688	1,168,616	1,080,909	-
Bridgewater	-	-	-	-	-	-	-
Bristol	434,422	431,574	299,551	299,672	413,344	405,268	-
Brookfield	26,888	34,099	35,045	29,215	8,106	29,896	-
Brooklyn	168,966	148,775	142,311	139,319	116,093	97,532	-
Burlington	-	-	-	-	-	-	-
Canaan	1,157	1,400	1,937	2,369	1,989	3,631	-
Canterbury	136,658	115,194	102,385	99,897	84,731	72,340	-
Canton	46,151	45,780	43,246	42,093	45,142	39,749	-
Chaplin	36,273	34,101	31,848	28,919	26,780	24,160	-
Cheshire	155,422	151,092	172,058	172,127	171,003	133,685	-
Chester	5,166	4,338	3,509	4,510	3,747	3,748	-

Public School Pupil Transportation

Grantee	FY 2011	FY 2012	FY 2013	FY 2014	FY 2015	FY 2016	FY 2017
Clinton	63,585	54,923	42,226	42,243	43,985	41,507	-
Colchester	240,726	216,872	203,028	209,075	174,928	166,417	-
Colebrook	4,057	4,143	4,877	3,283	2,919	2,744	-
Columbia	53,405	40,356	53,940	49,466	43,249	35,918	-
Cornwall	367	321	295	295	287	252	-
Coventry	158,545	143,598	150,659	152,155	148,039	123,183	-
Cromwell	73,250	58,311	48,047	47,266	34,465	38,897	-
Danbury	448,458	540,093	597,158	580,223	484,825	471,317	-
Darien	367	321	295	295	287	252	-
Deep River	7,452	5,164	8,452	10,407	8,284	5,662	-
Derby	93,655	78,658	82,059	87,244	72,194	65,168	-
Durham	-	-	-	-	-	-	-
Eastford	23,604	24,949	23,293	21,461	24,643	19,406	-
East Granby	25,750	24,639	18,135	20,057	18,819	16,700	-
East Haddam	76,863	70,844	64,571	61,621	60,987	48,869	-
East Hampton	126,476	119,654	80,122	97,037	77,562	60,007	-
East Hartford	504,186	484,434	490,283	490,480	492,483	457,722	-
East Haven	268,244	254,761	233,627	239,266	222,073	185,326	-
East Lyme	79,574	58,074	57,383	49,468	56,623	48,774	-
Easton	367	321	295	295	287	252	-
East Windsor	118,389	92,119	87,458	91,233	110,724	93,298	-
Ellington	170,327	157,875	145,107	146,820	150,526	126,032	-
Enfield	340,299	303,545	354,008	327,224	343,059	324,525	-
Essex	1,005	1,047	1,257	499	382	502	-
Fairfield	23,005	18,736	12,843	30,246	7,615	6,781	-
Farmington	26,688	32,068	23,364	21,582	26,185	15,302	-
Franklin	16,156	14,992	16,725	17,613	19,551	15,623	-
Glastonbury	103,399	110,221	101,611	96,999	100,040	86,529	-

Public School Pupil Transportation

Grantee	FY 2011	FY 2012	FY 2013	FY 2014	FY 2015	FY 2016	FY 2017
Goshen	-	-	-	-	-	-	-
Granby	80,056	68,360	57,265	57,350	42,953	31,325	-
Greenwich	367	321	295	295	287	252	-
Griswold	210,243	189,218	172,170	180,411	157,311	138,492	-
Groton (Town of)	382,036	289,465	267,540	261,663	314,677	236,347	-
Guilford	41,725	38,149	37,675	31,128	32,607	29,160	-
Haddam	-	-	-	-	-	-	-
Hamden	540,970	553,904	568,548	579,113	597,059	549,282	-
Hampton	23,954	21,622	19,153	18,476	16,608	14,124	-
Hartford	1,648,591	1,613,526	1,745,242	1,745,943	1,531,905	1,172,175	-
Hartland	26,305	23,736	20,403	22,736	20,714	17,577	-
Harwinton	-	-	-	-	-	-	-
Hebron	44,395	40,913	38,839	43,388	37,934	30,676	-
Kent	373	320	966	325	1,933	2,690	-
Killingly	219,409	255,934	250,465	245,007	204,209	227,125	-
Killingworth	-	-	-	-	-	-	-
Lebanon	118,496	100,059	91,897	92,929	91,487	73,839	-
Ledyard	229,107	195,415	168,845	160,682	153,302	134,249	-
Lisbon	85,815	66,895	58,530	54,633	53,861	47,053	-
Litchfield	34,560	33,746	29,516	25,997	27,197	21,877	-
Lyme	-	-	-	-	-	-	-
Madison	19,771	12,342	25,742	18,849	19,591	13,075	-
Manchester	341,177	309,619	242,830	245,151	370,143	339,509	-
Mansfield	135,357	116,428	132,423	134,409	119,987	111,600	-
Marlborough	18,814	17,420	19,535	21,175	18,138	15,864	-
Meriden	542,361	484,051	453,269	456,785	508,196	450,581	-
Middlebury	-	-	-	-	-	-	-
Middlefield	-	-	-	-	-	-	-
Middletown	657,346	555,369	482,617	495,836	536,925	488,120	-
Milford	138,139	270,808	246,823	210,239	201,354	77,343	-

Public School Pupil Transportation

Grantee	FY 2011	FY 2012	FY 2013	FY 2014	FY 2015	FY 2016	FY 2017
Monroe	64,916	61,343	55,976	60,090	53,016	48,752	-
Montville	292,387	224,879	256,303	248,157	217,881	249,391	-
Morris	-	-	-	-	-	-	-
Naugatuck	282,206	272,885	295,401	289,177	370,594	344,709	-
New Britain	1,615,046	1,393,563	1,270,139	1,278,959	1,224,102	1,207,307	-
New Canaan	367	321	295	295	287	252	-
New Fairfield	35,105	34,865	44,391	44,409	41,857	48,625	-
New Hartford	40,479	37,720	32,687	32,700	24,814	34,949	-
New Haven	2,168,118	2,092,803	2,090,875	2,120,561	2,269,357	2,031,634	-
Newington	228,085	225,327	216,646	216,733	229,869	278,999	-
New London	301,300	270,843	249,154	249,254	295,048	244,954	-
New Milford	185,479	194,377	190,756	190,832	185,092	164,219	-
Newtown	79,579	81,981	99,558	103,783	79,452	84,121	-
Norfolk	2,434	2,128	1,885	2,571	1,694	1,832	-
North Branford	165,040	146,154	160,626	147,408	149,914	145,726	-
North Canaan	37,017	34,146	30,790	31,707	35,988	32,253	-
North Haven	93,003	46,428	71,168	70,575	78,435	83,442	-
North Stonington	62,671	56,564	52,046	45,336	59,030	50,114	-
Norwalk	69,339	57,795	66,206	59,683	67,282	58,998	-
Norwich	600,534	617,347	546,038	577,901	590,316	504,769	-
Old Lyme	-	-	-	-	-	-	-
Old Saybrook	7,529	7,112	3,210	5,665	5,896	7,171	-
Orange	31,693	25,520	24,075	21,597	23,808	21,330	-
Oxford	78,773	59,482	47,478	36,710	38,743	21,228	-
Plainfield	272,265	363,655	268,629	266,805	253,019	281,816	-
Plainville	204,091	177,203	158,218	168,707	161,034	147,764	-
Plymouth	250,834	231,373	209,435	209,520	176,563	138,908	-
Pomfret	55,179	54,880	53,251	50,233	39,263	39,540	-

Public School Pupil Transportation

Grantee	FY 2011	FY 2012	FY 2013	FY 2014	FY 2015	FY 2016	FY 2017
Portland	79,936	65,749	56,760	56,112	52,337	43,338	-
Preston	108,895	84,715	89,451	90,402	86,435	75,663	-
Prospect	-	-	-	-	-	-	-
Putnam	138,972	128,938	132,516	133,576	152,895	148,326	-
Redding	367	321	295	295	287	252	-
Ridgefield	1,585	1,908	882	882	600	1,986	-
Rocky Hill	71,654	45,076	49,956	65,079	68,151	54,099	-
Roxbury	-	-	-	-	-	-	-
Salem	56,979	50,627	43,832	41,450	36,006	40,396	-
Salisbury	1,462	1,140	1,342	1,342	1,459	1,201	-
Scotland	21,920	21,442	19,800	21,182	22,974	18,868	-
Seymour	124,323	114,276	111,952	118,646	121,533	116,067	-
Sharon	367	321	295	295	287	252	-
Shelton	160,466	126,612	123,416	126,736	114,941	89,878	-
Sherman	4,813	4,793	5,034	3,326	3,673	2,713	-
Simsbury	66,105	59,313	53,786	41,293	42,224	33,229	-
Somers	99,483	86,188	84,953	80,614	82,121	65,213	-
Southbury	-	-	-	-	-	-	-
Southington	197,852	179,026	147,092	156,936	163,061	151,986	-
South Windsor	144,420	119,351	124,718	106,687	125,851	110,646	-
Sprague	72,111	61,215	51,481	54,591	49,818	44,660	-
Stafford	266,631	242,942	228,129	229,997	207,415	200,358	-
Stamford	760,482	75,457	54,217	80,749	95,896	89,059	-
Sterling	79,892	79,495	73,285	72,515	70,421	61,302	-
Stonington	34,142	38,565	28,246	25,263	22,846	22,486	-
Stratford	270,432	234,780	280,873	294,413	291,754	272,494	-
Suffield	116,479	112,692	77,814	86,105	83,028	81,551	-
Thomaston	70,336	60,098	60,478	60,502	51,440	58,687	-

Public School Pupil Transportation

Grantee	FY 2011	FY 2012	FY 2013	FY 2014	FY 2015	FY 2016	FY 2017
Thompson	122,151	104,562	117,727	120,483	94,874	90,637	-
Tolland	151,228	140,903	124,599	130,014	128,122	109,171	-
Torrington	452,063	440,591	435,692	429,462	409,244	377,994	-
Trumbull	82,854	75,312	84,336	80,832	60,949	54,220	-
Union	15,736	19,225	15,262	19,090	10,543	8,214	-
Vernon	224,899	172,573	153,162	147,433	129,963	118,922	-
Voluntown	57,453	46,619	44,932	44,950	42,559	37,769	-
Wallingford	289,083	271,111	258,317	262,085	309,530	271,123	-
Warren	-	-	-	-	-	-	-
Washington	-	-	-	-	-	-	-
Waterbury	1,251,019	1,121,991	993,792	980,702	1,131,303	1,037,912	-
Waterford	52,476	45,681	27,261	30,591	33,193	27,112	-
Watertown	143,696	136,205	133,208	136,022	150,185	135,169	-
Westbrook	7,471	5,043	4,367	5,914	5,592	5,506	-
West Hartford	354,666	270,233	243,335	264,528	270,623	164,984	-
West Haven	646,643	510,051	534,380	534,594	520,809	488,923	-
Weston	1,460	320	295	295	287	252	-
Westport	397	711	295	295	287	252	-
Wethersfield	110,287	110,880	101,958	108,063	82,254	86,530	-
Willington	52,430	43,794	54,612	53,706	52,563	45,413	-
Wilton	367	321	295	295	287	252	-
Winchester	105,119	60,926	77,893	83,166	89,001	81,951	-
Windham	345,725	314,717	310,344	308,437	283,675	290,739	-
Windsor	191,182	188,003	204,727	213,489	233,482	189,391	-
Windsor Locks	84,389	75,286	74,956	73,254	80,180	78,302	-
Wolcott	169,154	149,041	139,255	144,889	130,857	131,965	-
Woodbridge	3,206	3,131	1,825	2,285	1,840	1,639	-
Woodbury	-	-	-	-	-	-	-

Public School Pupil Transportation

Grantee	FY 2011	FY 2012	FY 2013	FY 2014	FY 2015	FY 2016	FY 2017
Woodstock	76,351	71,837	84,138	76,743	67,546	62,945	-

APPENDIX 7

Non-Public School Pupil Transportation							
Grantee	FY 2011	FY 2012	FY 2013	FY 2014	FY 2015	FY 2016	FY 2017
Andover	-	-	-	-	-	-	-
Ansonia	22,571	24,281	24,090	23,903	20,091	25,235	-
Ashford	-	-	-	-	-	-	-
Avon	-	-	-	-	300	302	-
Barkhamsted	-	-	-	-	-	-	-
Beacon Falls	-	-	-	-	-	-	-
Berlin	9,379	10,289	7,225	6,546	8,022	8,593	-
Bethany	-	-	-	-	-	-	-
Bethel	14,774	12,993	13,905	18,086	17,674	17,191	-
Bethlehem	-	-	-	-	-	-	-
Bloomfield	-	-	782	855	655	1	-
Bolton	-	-	-	-	-	-	-
Bozrah	-	-	-	-	-	-	-
Branford	2,740	2,739	2,713	2,991	3,040	3,009	-
Bridgeport	456,970	428,517	406,772	403,605	358,448	331,999	-
Bridgewater	-	-	-	-	-	-	-
Bristol	179,864	168,507	141,528	140,427	74,874	159,802	-
Brookfield	4,582	5,107	4,232	3,459	3,544	1,962	-
Brooklyn	-	-	-	-	-	-	-
Burlington	-	-	-	-	-	-	-
Canaan	-	-	-	-	-	-	-
Canterbury	-	-	-	-	-	-	-
Canton	-	-	-	-	-	-	-
Chaplin	-	-	-	-	-	-	-
Cheshire	27,506	34,786	38,424	38,125	36,185	35,644	-
Chester	-	-	-	-	-	-	-
Clinton	-	-	-	-	-	-	-
Colchester	-	-	-	-	-	-	-
Colebrook	-	-	-	-	-	-	-
Columbia	-	-	-	-	-	-	-
Cornwall	-	-	-	-	-	-	-
Coventry	-	-	-	-	-	-	-
Cromwell	-	-	-	-	-	-	-
Danbury	141,938	220,598	233,570	225,078	205,681	194,027	-
Darien	-	-	-	-	-	-	-
Deep River	-	-	-	-	-	-	-
Derby	16,468	7,006	6,427	6,782	7,894	8,971	-
Durham	-	-	-	-	-	-	-
Eastford	-	-	-	-	-	-	-
East Granby	-	-	-	-	-	-	-

Non-Public School Pupil Transportation

Grantee	FY 2011	FY 2012	FY 2013	FY 2014	FY 2015	FY 2016	FY 2017
East Haddam	-	-	-	-	-	-	-
East Hampton	-	-	-	-	-	-	-
East Hartford	57,975	51,413	43,888	43,546	49,827	46,587	-
East Haven	35,675	38,099	42,361	43,072	34,033	28,822	-
East Lyme	-	-	-	-	-	-	-
Easton	-	-	-	-	-	-	-
East Windsor	-	-	-	-	-	-	-
Ellington	-	-	-	-	-	-	-
Enfield	119,118	102,715	137,078	125,451	145,914	137,444	-
Essex	-	-	-	-	-	-	-
Fairfield	5,524	5,744	3,071	12,112	-	-	-
Farmington	-	-	-	-	-	-	-
Franklin	-	-	-	-	-	-	-
Glastonbury	-	-	-	-	-	-	-
Goshen	-	-	-	-	-	-	-
Granby	-	-	-	-	-	-	-
Greenwich	-	-	-	-	-	-	-
Griswold	-	-	-	-	-	-	-
Groton (Town of)	35,596	33,859	25,718	24,928	36,623	49,520	-
Guilford	-	-	-	-	-	-	-
Haddam	-	-	-	-	-	-	-
Hamden	204,433	145,086	152,554	154,189	166,160	166,129	-
Hampton	-	-	-	-	-	-	-
Hartford	87,611	65,616	95,910	95,163	84,973	63,097	-
Hartland	-	-	-	-	-	-	-
Harwinton	-	-	-	-	-	-	-
Hebron	-	-	-	-	-	-	-
Kent	-	-	-	-	-	-	-
Killingly	16,156	17,556	22,782	22,103	28,983	31,413	-
Killingworth	-	-	-	-	-	-	-
Lebanon	-	-	-	-	-	-	-
Ledyard	-	-	-	-	-	-	-
Lisbon	-	-	-	-	-	-	-
Litchfield	119	223	214	185	139	83	-
Lyme	-	-	-	-	-	-	-
Madison	3,578	2,860	4,911	3,412	4,534	2,678	-
Manchester	142,059	93,176	111,203	111,348	143,737	150,916	-
Mansfield	-	-	-	-	-	-	-
Marlborough	-	-	-	-	-	-	-
Meriden	207,703	207,774	183,809	183,729	187,334	178,105	-
Middlebury	-	-	-	-	-	-	-
Middlefield	-	-	-	-	-	-	-
Middletown	154,219	122,531	149,135	151,967	126,302	100,245	-

Non-Public School Pupil Transportation

Grantee	FY 2011	FY 2012	FY 2013	FY 2014	FY 2015	FY 2016	FY 2017
Milford	34,561	68,920	56,261	47,340	64,353	20,576	-
Monroe	6,457	7,452	5,671	6,062	5,795	4,486	-
Montville	14,160	14,437	11,734	11,268	13,433	13,156	-
Morris	-	-	-	-	-	-	-
Naugatuck	44,692	49,155	46,528	45,170	55,778	71,040	-
New Britain	177,053	146,488	174,848	174,630	191,954	173,881	-
New Canaan	-	-	-	-	-	-	-
New Fairfield	-	-	-	-	-	-	-
New Hartford	-	-	-	-	-	-	-
New Haven	198,721	205,347	199,485	200,662	204,871	253,314	-
Newington	6,085	7,227	5,178	5,138	4,978	6,249	-
New London	48,882	54,429	53,455	53,039	50,527	43,476	-
New Milford	5,559	7,093	6,659	6,607	6,883	7,474	-
Newtown	15,035	17,934	22,246	23,038	28,718	15,086	-
Norfolk	-	-	-	-	14,097	-	-
North Branford	-	-	-	-	-	-	-
North Canaan	-	-	-	-	-	-	-
North Haven	-	-	-	-	-	-	-
North Stonington	-	-	-	-	-	-	-
Norwalk	10,902	13,804	15,915	14,202	-	13,930	-
Norwich	87,984	54,074	59,736	62,837	100,784	72,982	-
Old Lyme	-	-	-	-	-	-	-
Old Saybrook	523	660	142	425	384	669	-
Orange	122	46	110	98	47	-	-
Oxford	-	-	-	-	-	-	-
Plainfield	-	-	-	-	-	-	-
Plainville	-	-	-	-	-	-	-
Plymouth	-	-	-	-	-	-	-
Pomfret	-	-	-	-	-	-	-
Portland	-	-	-	-	-	-	-
Preston	-	-	-	-	-	-	-
Prospect	-	-	-	-	-	-	-
Putnam	8,442	1,906	1,981	1,981	2,038	4	-
Redding	-	-	-	-	-	-	-
Ridgefield	-	-	-	-	-	-	-
Rocky Hill	-	-	-	-	-	-	-
Roxbury	-	-	-	-	-	-	-
Salem	-	-	-	-	-	-	-
Salisbury	-	-	-	-	-	-	-
Scotland	-	-	-	-	-	-	-
Seymour	-	-	-	-	-	-	-
Sharon	-	-	-	-	-	-	-
Shelton	32,775	14,415	11,540	11,753	16,529	7,991	-

Non-Public School Pupil Transportation

Grantee	FY 2011	FY 2012	FY 2013	FY 2014	FY 2015	FY 2016	FY 2017
Sherman	-	-	-	-	-	-	-
Simsbury	12,852	13,513	8,172	6,165	8,098	7,698	-
Somers	-	-	-	-	-	-	-
Southbury	-	-	-	-	-	-	-
Southington	46,751	53,713	37,649	39,905	47,117	38,778	-
South Windsor	-	-	-	-	-	-	-
Sprague	5,795	5,677	5,067	5,337	-	-	-
Stafford	19,235	13,158	20,162	20,163	27,017	14,617	-
Stamford	401,870	43,441	30,892	46,107	70,551	59,978	-
Sterling	-	-	-	-	-	-	-
Stonington	3,056	4,572	3,172	2,814	2,592	2,755	-
Stratford	55,036	67,302	88,831	92,103	102,887	101,586	-
Suffield	-	-	-	-	-	-	-
Thomaston	-	-	-	-	-	-	-
Thompson	4,083	3,941	3,660	3,716	4,593	2,368	-
Tolland	-	-	-	-	-	-	-
Torrington	56,474	55,959	40,835	39,922	34,013	52,400	-
Trumbull	24,907	24,049	24,916	23,685	18,415	17,903	-
Union	-	-	-	-	-	-	-
Vernon	19,319	15,774	8,123	7,753	-	-	-
Voluntown	-	-	-	-	-	-	-
Wallingford	14,998	17,921	18,160	18,274	23,406	22,242	-
Warren	-	-	-	-	-	-	-
Washington	-	-	-	-	-	-	-
Waterbury	393,275	472,810	416,176	407,320	348,811	278,583	-
Waterford	-	-	-	-	-	-	-
Watertown	22,450	23,922	25,705	26,039	33,022	33,666	-
Westbrook	-	-	-	-	-	-	-
West Hartford	105,155	79,042	95,449	103,048	99,928	73,089	-
West Haven	56,314	125,453	104,570	103,756	138,276	106,169	-
Weston	-	-	-	-	-	-	-
Westport	-	-	-	-	-	-	-
Wethersfield	16,517	15,410	16,695	17,597	27,298	19,990	-
Willington	-	-	-	-	-	-	-
Wilton	-	-	-	-	-	-	-
Winchester	22,762	18,739	28,279	29,946	26,743	14,068	-
Windham	23,081	21,260	31,832	31,377	37,827	41,981	-
Windsor	43,197	45,948	53,512	55,386	29,591	71,137	-
Windsor Locks	-	-	-	-	-	-	-
Wolcott	-	-	-	-	-	-	-
Woodbridge	558	682	276	342	343	335	-
Woodbury	-	-	-	-	-	-	-
Woodstock	-	-	-	-	-	-	-

APPENDIX 8

Adult Education							
Grantee	FY 2011	FY 2012	FY 2013	FY 2014	FY 2015	FY 2016	FY 2017
Andover	-	-	-	-	-	-	-
Ansonia	103,902	104,048	104,874	104,426	105,318	110,107	109,258
Ashford	-	-	-	-	-	-	-
Avon	1,552	1,454	2,018	1,984	2,028	2,131	2,014
Barkhamsted	1,624	1,578	1,659	1,683	1,593	1,642	1,619
Beacon Falls	-	-	-	-	-	-	-
Berlin	14,298	15,957	12,509	11,995	13,154	13,994	15,431
Bethany	-	-	-	-	-	-	-
Bethel	9,896	10,417	10,504	12,629	12,177	12,903	12,891
Bethlehem	-	-	-	-	-	-	-
Bloomfield	24,613	22,649	18,303	19,907	20,757	25,908	20,370
Bolton	4,779	4,649	3,633	3,556	3,931	4,085	3,733
Bozrah	4,245	5,343	5,183	4,700	6,033	6,623	6,942
Branford	21,403	20,491	20,926	22,967	22,160	21,257	20,270
Bridgeport	1,392,954	1,517,531	1,881,778	1,830,067	2,178,375	2,251,203	2,102,594
Bridgewater	-	-	-	-	-	-	-
Bristol	281,357	315,662	270,777	269,727	279,444	321,932	310,980
Brookfield	3,704	3,758	3,839	3,434	3,620	3,469	3,635
Brooklyn	33,062	33,120	34,731	34,022	33,693	35,239	33,627
Burlington	-	-	-	-	-	-	-
Canaan	-	-	-	-	-	-	-
Canterbury	12,819	12,676	13,074	12,768	12,893	13,889	13,314
Canton	2,190	2,239	2,504	2,411	2,610	2,959	2,818
Chaplin	3,092	3,186	3,172	2,908	2,718	2,981	2,919
Cheshire	30,529	30,354	24,168	28,971	27,158	27,471	24,192
Chester	-	-	-	-	-	-	-
Clinton	21,317	20,152	20,139	21,730	22,125	25,984	25,651
Colchester	24,172	24,365	26,497	28,832	27,827	29,650	28,277

Adult Education

Grantee	FY 2011	FY 2012	FY 2013	FY 2014	FY 2015	FY 2016	FY 2017
Colebrook	310	340	411	303	271	283	355
Columbia	2,180	1,884	2,495	2,320	2,343	2,410	2,274
Cornwall	-	-	-	-	-	-	-
Coventry	10,902	11,046	11,758	12,074	12,091	11,833	11,149
Cromwell	15,347	15,100	13,724	13,277	10,862	14,014	17,329
Danbury	165,718	228,006	236,195	294,061	242,251	262,220	251,472
Darien	75	74	110	79	78	81	44
Deep River	-	-	-	-	-	-	-
Derby	96,184	96,979	105,081	123,078	122,935	126,665	127,303
Durham	-	-	-	-	-	-	-
Eastford	2,147	2,105	2,123	1,909	2,274	2,167	1,822
East Granby	1,189	1,207	1,172	1,235	1,353	1,270	1,569
East Haddam	5,025	5,205	5,229	4,937	5,330	5,167	5,551
East Hampton	22,589	22,972	17,051	19,607	18,101	18,252	17,231
East Hartford	205,924	187,275	206,358	204,550	198,625	219,999	211,811
East Haven	479,825	473,476	471,821	470,365	458,406	474,181	451,829
East Lyme	15,626	14,898	17,125	15,300	17,000	16,661	17,410
Easton	158	182	207	177	200	217	269
East Windsor	14,721	14,374	14,815	15,373	15,938	16,825	16,457
Ellington	14,186	14,509	14,270	14,415	14,417	14,839	15,048
Enfield	100,686	94,762	98,788	104,103	93,742	100,297	97,573
Essex	-	-	-	-	-	-	-
Fairfield	12,716	9,828	9,694	11,021	6,811	6,352	1,783
Farmington	3,474	4,044	3,692	3,493	3,824	3,494	3,574
Franklin	2,617	2,718	3,184	3,343	3,289	3,204	3,013
Glastonbury	5,753	6,298	6,217	6,351	6,413	6,261	6,167
Goshen	-	-	-	-	-	-	-
Granby	3,141	3,176	3,209	2,943	2,466	2,228	2,515
Greenwich	-	-	-	-	-	-	-
Griswold	51,974	50,605	48,768	50,370	49,672	52,174	52,492

Adult Education

Grantee	FY 2011	FY 2012	FY 2013	FY 2014	FY 2015	FY 2016	FY 2017
Groton (Town of)	135,251	106,271	111,262	113,674	117,502	103,357	107,464
Guilford	7,974	7,845	9,400	9,086	9,345	10,379	8,540
Haddam	-	-	-	-	-	-	-
Hamden	213,086	212,814	240,273	262,806	281,244	296,521	285,717
Hampton	1,695	1,689	1,654	1,598	1,435	1,477	1,612
Hartford	1,937,553	2,055,019	1,908,623	1,858,740	2,172,646	1,792,609	1,871,436
Hartland	1,917	1,924	1,815	1,947	1,853	1,759	1,897
Harwinton	-	-	-	-	-	-	-
Hebron	-	-	-	-	-	-	-
Kent	-	-	-	-	-	-	-
Killingly	107,467	111,921	109,412	107,029	108,082	113,060	107,820
Killingworth	-	-	-	-	-	-	-
Lebanon	7,758	7,532	7,671	7,727	8,223	8,186	7,996
Ledyard	22,120	22,772	21,625	20,815	22,242	23,306	22,794
Lisbon	12,319	11,896	11,549	10,906	11,474	10,774	9,984
Litchfield	1,515	1,555	1,510	1,358	1,435	1,372	1,290
Lyme	-	-	-	-	-	-	-
Madison	5,994	5,358	7,755	7,363	7,526	7,366	7,044
Manchester	321,662	434,668	423,047	429,272	461,622	526,602	640,611
Mansfield	-	-	-	-	-	-	-
Marlborough	-	-	-	-	-	-	-
Meriden	978,384	969,747	941,417	884,150	943,554	889,102	911,295
Middlebury	-	-	-	-	-	-	-
Middlefield	-	-	-	-	-	-	-
Middletown	1,382,928	1,469,810	1,436,207	1,427,919	1,201,234	1,318,229	1,213,023
Milford	40,773	63,084	48,310	53,116	74,432	37,299	40,132
Monroe	12,935	13,770	13,004	13,807	13,634	13,416	12,901
Montville	33,036	32,449	32,878	31,658	31,192	34,067	33,809
Morris	-	-	-	-	-	-	-
Naugatuck	198,894	223,874	220,002	218,890	205,952	209,764	197,268
New Britain	643,256	626,118	627,044	631,008	619,530	600,147	554,910
New Canaan	26	26	25	25	25	29	85

Adult Education

Grantee	FY 2011	FY 2012	FY 2013	FY 2014	FY 2015	FY 2016	FY 2017
New Fairfield	3,243	3,347	4,106	4,034	3,917	4,607	4,019
New Hartford	2,395	2,424	2,305	2,261	2,112	2,695	2,731
New Haven	3,081,370	2,912,705	2,866,377	2,900,184	2,933,644	2,805,827	2,865,636
Newington	26,722	31,960	35,001	35,372	33,945	38,450	39,413
New London	1,048,271	1,057,025	1,031,842	1,130,284	1,001,019	1,148,594	1,052,696
New Milford	31,628	32,982	24,625	24,391	28,572	35,011	33,881
Newtown	3,439	3,586	4,062	4,088	4,048	4,620	4,563
Norfolk	251	246	246	275	229	250	272
North Branford	33,452	32,912	42,656	41,093	39,535	47,427	47,786
North Canaan	-	-	-	-	-	-	-
North Haven	17,426	13,561	14,994	14,370	4,469	5,838	7,331
North Stonington	7,469	6,981	6,829	6,159	7,477	7,770	8,079
Norwalk	85,322	72,013	56,101	69,260	66,163	69,634	79,529
Norwich	422,103	373,480	328,694	326,349	330,944	332,980	328,150
Old Lyme	-	-	-	-	-	-	-
Old Saybrook	5,975	6,115	4,447	5,264	5,234	5,573	4,790
Orange	-	-	-	-	-	-	-
Oxford	1,359	1,300	1,124	922	1,301	1,252	1,232
Plainfield	108,302	111,203	109,466	108,562	109,629	114,627	109,496
Plainville	104,271	114,710	105,839	114,248	116,792	132,138	124,556
Plymouth	12,488	12,035	11,772	11,546	11,431	11,326	11,637
Pomfret	5,617	6,015	6,328	6,009	5,599	5,711	6,104
Portland	13,779	12,940	12,219	11,861	11,575	11,038	10,867
Preston	18,981	20,075	19,825	20,103	20,227	21,378	21,087
Prospect	-	-	-	-	-	-	-
Putnam	64,259	61,449	63,260	63,583	65,910	71,556	68,016
Redding	486	445	441	432	493	537	562
Ridgefield	695	819	679	597	725	540	594
Rocky Hill	11,170	10,105	9,580	11,559	12,319	11,349	10,274
Roxbury	-	-	-	-	-	-	-

Adult Education

Grantee	FY 2011	FY 2012	FY 2013	FY 2014	FY 2015	FY 2016	FY 2017
Salem	3,917	4,013	3,743	3,580	3,218	4,142	4,516
Salisbury	-	-	-	-		-	-
Scotland	1,666	1,698	1,650	1,747	1,752	1,833	1,833
Seymour	63,783	66,325	68,599	70,768	70,700	75,761	77,112
Sharon	-	-	-	-		-	-
Shelton	42,852	38,041	37,154	37,851	38,223	37,943	38,073
Sherman	295	305	314	258	256	246	181
Simsbury	11,208	11,859	10,761	9,518	10,428	11,162	13,928
Somers	10,372	10,440	10,392	10,488	10,717	10,928	11,290
Southbury	-	-	-	-		-	-
Southington	19,444	20,078	18,109	14,305	10,896	11,098	9,617
South Windsor	10,880	11,341	12,421	11,004	12,720	13,055	12,542
Sprague	14,578	15,485	13,745	14,543	15,613	15,023	16,308
Stafford	24,837	24,727	25,478	25,616	25,512	26,691	26,685
Stamford	516,149	304,637	321,895	308,430	297,113	315,487	335,947
Sterling	10,450	10,188	11,081	10,776	11,103	11,463	11,449
Stonington	16,473	18,991	17,069	16,186	15,465	8,229	8,214
Stratford	86,370	79,794	103,296	107,999	111,680	117,764	113,561
Suffield	7,406	7,435	6,158	7,072	7,079	8,213	8,194
Thomaston	15,453	14,969	15,665	15,372	15,562	11,427	11,186
Thompson	47,642	49,126	49,585	50,519	50,677	52,307	48,436
Tolland	9,676	9,804	9,367	9,512	9,274	9,141	9,117
Torrington	124,399	135,228	137,724	133,375	128,573	131,024	128,307
Trumbull	13,799	14,555	15,631	16,173	15,036	16,587	8,915
Union	1,045	1,496	1,168	1,470	1,484	1,795	1,835
Vernon	253,754	260,419	254,826	243,916	233,691	240,482	221,803
Voluntown	7,218	7,547	7,591	7,633	7,562	8,109	7,938
Wallingford	252,469	257,596	255,965	261,938	273,987	271,527	247,329
Warren	-	-	-	-		-	-
Washington	-	-	-	-		-	-

Adult Education

Grantee	FY 2011	FY 2012	FY 2013	FY 2014	FY 2015	FY 2016	FY 2017
Waterbury	2,387,335	2,356,936	2,333,946	2,301,975	1,969,070	1,950,912	1,939,590
Waterford	14,437	13,922	11,212	11,924	12,338	12,578	12,762
Watertown	4,509	4,837	4,976	4,970	4,705	5,053	4,858
Westbrook	1,924	1,673	1,438	1,626	1,744	1,836	1,587
West Hartford	167,901	140,177	134,158	142,216	133,942	95,486	70,507
West Haven	216,546	218,449	218,055	213,899	211,772	215,528	213,739
Weston	431	441	449	749	381	81	82
Westport	2,043	2,094	1,418	1,682	1,230	221	238
Wethersfield	29,332	26,340	28,552	30,064	30,210	30,340	30,198
Willington	-	-	-	-	-	-	-
Wilton	537	550	559	1,121	1,099	196	177
Winchester	11,225	11,203	10,875	11,292	11,259	11,473	11,156
Windham	274,307	269,578	275,275	273,191	270,901	288,258	284,353
Windsor	47,088	48,032	48,993	52,112	49,848	57,604	49,618
Windsor Locks	20,336	22,052	22,571	21,827	24,086	24,994	18,889
Wolcott	4,857	4,552	4,252	4,316	4,019	4,498	4,150
Woodbridge	-	-	-	-	-	-	-
Woodbury	-	-	-	-	-	-	-
Woodstock	8,811	9,212	9,047	8,353	8,435	9,025	9,078

APPENDIX 9

Education Cost Sharing Grant							
Grantee	FY 2011	FY 2012	FY 2013	FY 2014	FY 2015	FY 2016	FY 2017
Andover	2,332,166	2,334,860	2,367,756	2,374,179	2,384,269	2,376,736	2,332,191
Ansonia	14,994,722	15,024,112	15,556,139	16,106,868	16,569,972	16,633,798	16,479,494
Ashford	3,873,416	3,881,841	3,931,389	3,932,659	3,935,453	3,921,558	3,857,261
Avon	1,227,462	1,254,193	1,215,717	1,233,025	1,258,240	1,207,268	753,989
Barkhamsted	1,613,173	1,614,029	1,651,144	1,662,194	1,671,280	1,666,793	1,630,604
Beacon Falls	4,044,804	4,044,804	4,109,097	4,120,120	4,128,939	4,155,180	4,067,920
Berlin	6,177,811	6,143,835	6,256,477	6,297,565	6,332,782	6,294,062	6,233,686
Bethany	2,034,643	2,038,762	2,046,926	2,047,539	2,053,478	2,062,749	2,007,493
Bethel	8,198,937	8,177,221	8,210,370	8,236,612	8,290,545	8,276,741	8,128,052
Bethlehem	1,318,171	1,318,171	1,318,800	1,318,800	1,319,337	1,300,366	1,278,838
Bloomfield	5,399,641	5,394,223	5,589,559	5,912,407	6,240,059	6,312,327	6,198,399
Bolton	2,981,910	3,044,546	3,054,665	3,042,318	3,061,138	3,057,224	2,975,184
Bozrah	1,229,347	1,252,778	1,236,766	1,246,760	1,251,785	1,254,433	1,218,189
Branford	1,751,337	1,813,823	1,853,934	1,867,736	1,891,038	2,116,669	2,220,292
Bridgeport	164,318,647	164,094,811	168,382,451	173,724,236	179,086,809	182,485,762	181,184,736
Bridgewater	137,292	137,292	137,292	137,292	137,292	122,296	23,014
Bristol	41,668,417	41,613,433	43,087,132	44,153,337	45,202,973	45,692,442	44,699,298
Brookfield	1,557,552	1,551,499	1,535,698	1,545,573	1,430,333	1,142,093	1,392,729
Brooklyn	6,891,941	6,990,190	7,032,381	7,074,400	7,077,461	7,069,947	6,963,806
Burlington	4,295,578	4,295,578	4,354,540	4,376,480	4,394,032	4,437,357	4,359,350
Canaan	207,146	207,146	209,258	209,258	209,258	209,153	177,216
Canterbury	4,737,342	4,713,739	4,765,679	4,754,383	4,646,983	4,747,745	4,666,559
Canton	3,365,013	3,340,608	3,437,701	3,441,275	3,385,315	3,487,103	3,410,842
Chaplin	1,880,888	1,880,888	1,893,247	1,893,336	1,893,763	1,893,640	1,856,992
Cheshire	9,298,460	9,338,186	9,341,304	9,448,555	9,560,226	9,734,658	9,411,555

Education Cost Sharing Grant

Grantee	FY 2011	FY 2012	FY 2013	FY 2014	FY 2015	FY 2016	FY 2017
Chester	673,120	667,133	665,732	670,370	675,408	680,117	659,217
Clinton	6,431,672	6,446,019	6,527,971	6,502,667	6,538,203	6,447,066	6,334,159
Colchester	13,563,797	13,550,768	13,759,751	13,744,786	13,765,334	13,768,328	13,497,726
Colebrook	495,074	495,359	506,256	507,229	508,008	505,155	491,388
Columbia	2,538,182	2,560,015	2,499,739	2,569,178	2,601,682	2,531,958	2,552,497
Cornwall	61,167	71,627	87,585	85,322	85,339	85,159	6,950
Coventry	8,874,024	8,819,476	8,951,443	8,927,536	8,926,913	8,955,329	8,779,526
Cromwell	4,329,592	4,308,694	4,447,519	4,463,075	4,545,886	4,581,199	4,613,849
Danbury	22,891,966	22,801,561	24,601,519	27,294,245	29,663,098	30,680,059	31,573,705
Darien	1,879,855	1,716,068	1,732,977	1,616,006	1,469,077	1,326,476	502,817
Deep River	1,681,239	1,692,905	1,718,943	1,716,525	1,732,856	1,716,611	1,660,798
Derby	6,807,725	6,856,032	7,135,685	7,535,221	7,999,027	7,978,187	7,930,000
Durham	3,954,812	3,954,812	3,986,743	3,990,500	3,993,506	3,973,181	3,895,303
Eastford	1,109,873	1,109,873	1,116,844	1,116,844	1,116,844	1,115,561	1,092,027
East Granby	1,304,670	1,304,900	1,353,434	1,363,675	1,380,756	1,420,768	1,427,087
East Haddam	3,718,150	3,697,641	3,756,944	3,772,908	3,765,704	3,682,589	3,731,058
East Hampton	7,604,634	7,559,422	7,673,234	7,678,924	7,672,767	7,723,810	7,551,032
East Hartford	41,698,986	41,786,570	43,364,218	46,063,573	49,000,950	49,540,375	49,020,816
East Haven	18,724,193	18,780,393	19,268,173	19,665,083	19,995,571	19,939,834	19,906,841
East Lyme	7,111,155	7,146,111	7,130,164	7,132,867	7,063,959	7,150,153	6,949,779
Easton	639,558	591,500	597,891	593,868	603,313	603,946	189,837
East Windsor	5,488,412	5,492,363	5,634,127	5,701,430	5,782,442	5,780,098	5,759,956
Ellington	9,489,671	9,464,509	9,652,533	9,689,955	9,689,494	9,773,751	9,700,530
Enfield	28,258,641	28,567,636	28,817,272	28,901,129	28,892,001	29,212,369	28,570,768
Essex	393,304	390,366	387,077	389,697	378,225	370,583	100,943
Fairfield	3,628,284	3,568,073	3,633,181	3,590,008	3,835,128	3,535,104	1,095,886
Farmington	1,612,250	1,580,800	1,610,310	1,611,013	1,617,748	1,559,944	1,036,574
Franklin	941,077	941,462	949,427	948,235	1,079,977	948,161	1,056,888

Education Cost Sharing Grant

Grantee	FY 2011	FY 2012	FY 2013	FY 2014	FY 2015	FY 2016	FY 2017
Glastonbury	6,237,168	6,195,542	6,408,654	6,491,365	6,536,191	6,585,691	6,586,711
Goshen	218,188	218,188	218,188	218,188	218,188	211,340	82,025
Granby	5,374,858	5,395,365	5,485,745	5,510,322	5,543,975	5,587,986	5,526,041
Greenwich	3,440,299	3,462,976	3,418,642	3,418,642	3,647,012	3,127,328	361,188
Griswold	10,716,880	10,747,613	10,881,779	10,899,492	10,923,542	10,980,367	10,767,780
Groton (Town of)	25,395,667	25,358,393	25,540,640	25,625,179	25,532,449	25,753,096	24,979,526
Guilford	3,043,298	3,044,113	3,120,738	3,058,981	3,083,678	2,978,067	3,028,579
Haddam	1,728,610	1,728,610	1,776,625	1,802,413	1,823,044	1,925,038	1,971,482
Hamden	23,056,850	23,014,903	23,909,147	25,583,020	27,066,648	27,151,139	26,990,076
Hampton	1,337,582	1,337,582	1,334,403	1,339,928	1,339,928	1,339,825	1,312,383
Hartford	187,529,518	187,631,468	192,720,200	196,929,178	200,561,184	202,000,260	201,175,046
Hartland	1,338,222	1,350,852	1,350,914	1,358,660	1,359,587	1,356,872	1,295,184
Harwinton	2,728,401	2,728,401	2,760,313	2,767,961	2,774,080	2,760,315	2,708,774
Hebron	6,872,167	6,855,458	6,993,091	6,995,307	7,015,394	6,984,557	6,875,057
Kent	218,808	167,358	173,449	167,342	170,438	167,174	25,475
Killingly	15,125,328	15,225,671	15,647,357	15,760,281	15,892,221	15,816,173	15,659,202
Killingworth	2,227,467	2,227,467	2,237,730	2,241,883	2,245,206	2,244,748	2,173,420
Lebanon	5,444,713	5,467,511	5,548,440	5,523,871	5,509,273	5,476,521	5,420,706
Ledyard	12,010,130	11,940,492	12,134,320	12,160,738	12,124,930	12,163,750	11,970,235
Lisbon	3,905,450	3,901,077	3,915,618	3,927,193	3,921,291	3,896,404	3,524,071
Litchfield	1,480,176	1,475,684	1,502,353	1,513,186	1,502,746	1,526,744	1,450,319
Lyme	145,556	145,556	145,556	145,556	145,556	139,702	63,069
Madison	1,561,340	1,572,993	1,562,083	1,576,061	1,585,276	1,577,768	444,380
Manchester	30,498,711	30,644,815	31,853,790	33,211,635	34,407,120	34,839,522	34,439,021
Mansfield	10,074,094	10,065,506	10,189,409	10,168,358	10,181,241	10,169,249	9,947,602
Marlborough	3,124,421	3,124,421	3,167,103	3,188,469	3,201,941	3,222,148	3,153,957
Meriden	53,773,679	53,784,696	55,426,121	57,915,330	59,617,374	60,791,319	60,466,196

Education Cost Sharing Grant

Grantee	FY 2011	FY 2012	FY 2013	FY 2014	FY 2015	FY 2016	FY 2017
Middlebury	684,186	684,186	714,234	725,879	738,899	806,344	855,086
Middlefield	2,100,239	2,100,239	2,132,776	2,138,129	2,142,785	2,141,544	2,099,315
Middletown	16,656,633	16,663,355	17,587,926	18,617,109	19,752,896	19,802,525	19,743,337
Milford	10,760,323	10,743,037	11,063,417	11,233,587	11,411,592	11,388,235	10,867,536
Monroe	6,580,488	6,570,660	6,613,210	6,592,969	6,677,020	6,539,105	6,398,824
Montville	12,555,395	12,570,109	12,667,478	12,744,864	12,787,949	12,864,273	12,631,589
Morris	657,975	657,975	657,975	657,975	657,975	657,773	102,178
Naugatuck	29,227,841	29,228,487	29,866,663	30,372,065	30,844,941	30,776,005	30,566,076
New Britain	74,155,677	73,830,228	75,111,949	81,027,680	84,989,724	86,791,610	85,186,407
New Canaan	1,536,645	1,545,147	1,545,870	1,495,604	1,542,884	1,198,644	372,630
New Fairfield	4,408,279	4,414,505	4,463,333	4,453,833	4,461,430	4,443,268	4,325,815
New Hartford	3,143,902	3,144,539	3,167,900	3,178,553	3,186,353	3,177,472	3,113,123
New Haven	142,379,255	142,416,001	146,220,701	150,438,559	154,568,345	155,500,680	154,698,080
Newington	12,590,146	12,671,585	12,901,499	12,969,479	13,062,892	13,161,718	12,968,010
New London	23,099,875	22,930,003	23,828,398	24,820,650	25,687,491	26,080,917	26,054,217
New Milford	11,906,005	11,924,662	12,112,981	12,106,565	12,056,908	12,094,852	11,773,865
Newtown	4,332,462	4,337,276	4,326,611	4,385,990	4,398,056	4,787,409	5,032,852
Norfolk	381,414	381,414	381,414	381,414	381,819	381,214	25,781
North Branford	8,114,134	8,126,116	8,211,217	8,240,664	8,204,193	8,192,356	8,061,007
North Canaan	2,065,822	2,065,757	2,091,962	2,091,544	2,091,935	2,091,578	2,044,235
North Haven	3,214,769	3,226,981	3,328,360	3,341,384	3,437,090	3,850,852	3,888,685
North Stonington	2,891,762	2,892,545	2,906,538	2,906,538	2,906,761	2,899,696	2,834,469
Norwalk	10,148,702	10,093,384	10,536,456	10,999,197	11,302,214	11,824,542	11,359,317
Norwich	32,147,970	32,111,673	33,346,244	34,694,767	35,928,205	36,608,669	36,203,441
Old Lyme	605,586	605,586	605,586	605,586	605,586	594,612	247,462
Old Saybrook	645,082	676,383	638,302	652,677	681,702	650,306	91,359
Orange	1,073,200	1,068,834	1,119,853	1,148,338	1,193,595	1,353,421	1,516,666

Education Cost Sharing Grant

Grantee	FY 2011	FY 2012	FY 2013	FY 2014	FY 2015	FY 2016	FY 2017
Oxford	4,637,036	4,603,265	4,657,691	4,672,933	4,683,927	4,686,723	4,519,342
Plainfield	15,337,306	15,310,727	15,528,428	15,579,905	15,573,340	15,624,954	15,349,475
Plainville	10,169,666	10,165,269	10,341,177	10,374,760	10,463,805	10,443,685	10,297,782
Plymouth	9,725,310	9,755,606	9,838,362	9,897,349	9,911,661	9,984,476	9,699,711
Pomfret	3,115,767	3,109,514	3,144,522	3,133,660	3,127,251	3,145,434	3,074,974
Portland	4,274,812	4,286,628	4,339,410	4,373,610	4,397,414	4,389,400	4,353,315
Preston	3,032,287	3,052,275	3,096,310	3,077,693	3,029,202	3,082,781	2,988,315
Prospect	5,319,201	5,319,201	5,377,654	5,393,363	5,405,931	5,379,817	5,297,609
Putnam	8,078,895	8,074,696	8,247,186	8,333,085	8,456,611	8,490,159	8,354,787
Redding	689,743	672,639	656,447	687,733	695,149	599,291	90,068
Ridgefield	2,074,749	2,082,950	2,116,020	2,063,814	2,124,506	2,005,380	604,137
Rocky Hill	3,353,354	3,324,366	3,456,159	3,534,001	3,588,811	3,948,476	4,259,510
Roxbury	158,114	158,114	158,114	158,114	158,114	133,039	33,612
Salem	3,097,722	3,104,924	3,098,215	3,114,216	3,143,786	3,083,516	3,108,774
Salisbury	183,151	187,535	187,266	187,266	187,266	148,652	15,044
Scotland	1,444,458	1,444,458	1,450,305	1,450,305	1,450,663	1,452,144	1,419,650
Seymour	9,802,985	9,898,087	10,065,436	10,037,455	10,031,763	10,167,982	10,089,671
Sharon	145,798	145,798	145,798	145,798	145,798	139,261	10,526
Shelton	4,987,302	4,989,856	5,106,606	5,216,028	5,311,560	5,388,827	5,904,283
Sherman	230,532	248,283	247,483	244,327	252,202	200,750	45,387
Simsbury	5,438,766	5,464,503	5,548,260	5,579,797	5,664,940	5,911,918	6,040,455
Somers	5,939,550	5,931,837	6,003,497	6,002,619	6,034,556	6,059,790	5,885,030
Southbury	2,422,233	2,422,233	2,518,902	2,572,079	2,631,384	3,033,041	3,458,266
Southington	19,804,344	19,911,983	20,283,476	20,277,594	20,302,348	20,548,063	20,242,607
South Windsor	12,858,971	12,856,868	12,833,509	13,042,067	12,487,545	12,454,670	12,231,269
Sprague	2,603,506	2,602,115	2,623,273	2,637,313	2,604,493	2,644,451	2,636,779
Stafford	9,813,901	9,806,714	9,937,949	9,945,832	9,938,817	9,996,049	9,797,703
Stamford	7,906,719	8,066,574	8,814,570	9,834,019	10,746,879	10,937,733	10,798,361

Education Cost Sharing Grant

Grantee	FY 2011	FY 2012	FY 2013	FY 2014	FY 2015	FY 2016	FY 2017
Sterling	3,168,107	3,180,215	3,215,612	3,222,242	3,234,152	3,251,377	3,199,303
Stonington	2,041,974	2,057,251	2,069,038	2,079,926	1,961,943	1,927,364	1,645,300
Stratford	20,503,730	20,532,025	21,069,642	21,232,331	21,463,543	21,820,962	21,277,643
Suffield	6,087,965	6,070,054	6,189,453	6,230,106	6,232,613	6,322,013	6,240,867
Thomaston	5,635,915	5,654,312	5,685,133	5,726,245	5,740,956	5,744,184	5,613,346
Thompson	7,610,040	7,630,599	7,715,863	7,678,747	7,678,985	7,566,299	7,616,953
Tolland	10,788,705	10,778,986	10,883,229	10,886,298	10,888,029	10,910,803	10,733,601
Torrington	23,993,176	23,855,141	24,257,799	24,492,930	24,473,175	24,904,299	24,384,968
Trumbull	3,040,556	3,064,745	3,126,555	3,251,084	3,362,433	3,507,524	3,458,262
Union	239,576	239,576	241,460	241,485	241,791	244,220	237,142
Vernon	17,614,392	17,593,087	18,281,420	19,047,379	19,639,822	19,562,292	19,231,293
Voluntown	2,536,287	2,533,405	2,550,166	2,550,166	2,550,747	2,550,079	2,502,573
Wallingford	21,324,207	21,490,596	21,642,294	21,740,956	21,803,104	21,521,744	21,291,675
Warren	99,777	99,777	99,777	99,777	99,777	88,775	33,205
Washington	240,147	240,147	240,147	240,147	240,147	221,935	50,646
Waterbury	113,522,227	113,662,309	118,002,122	125,472,257	133,040,650	134,568,787	134,973,228
Waterford	1,417,585	1,402,304	1,438,159	1,485,842	1,446,476	1,487,125	312,916
Watertown	11,723,125	11,735,718	11,888,820	11,921,886	11,840,373	11,863,619	11,714,756
Westbrook	420,294	430,774	390,979	427,677	397,619	440,916	92,564
West Hartford	16,205,824	16,080,287	17,110,975	17,376,679	18,364,058	19,962,340	21,096,924
West Haven	41,353,467	41,380,822	42,743,506	44,209,129	45,135,396	45,971,715	45,096,042
Weston	974,275	951,512	1,022,787	948,564	1,071,022	893,260	293,440
Westport	2,058,179	2,015,680	2,006,142	1,988,255	1,990,079	1,997,431	454,422
Wethersfield	8,050,881	8,126,156	8,327,812	8,424,814	8,411,254	8,998,412	9,357,686
Willington	3,678,893	3,693,687	3,715,243	3,714,771	3,729,428	3,739,464	3,656,229
Wilton	1,820,795	1,586,122	1,647,120	1,557,195	1,619,832	1,511,698	670,827
Winchester	7,835,279	7,810,405	7,975,294	8,051,173	8,187,980	8,197,254	7,782,050

Education Cost Sharing Grant

Grantee	FY 2011	FY 2012	FY 2013	FY 2014	FY 2015	FY 2016	FY 2017
Windham	24,134,849	24,136,067	24,950,284	25,897,490	26,736,890	26,786,651	26,600,297
Windsor	11,514,880	11,493,981	11,824,408	12,195,139	12,591,174	12,293,296	12,125,196
Windsor Locks	4,638,979	4,634,652	4,949,340	5,066,931	5,247,010	5,264,422	5,166,202
Wolcott	13,550,781	13,561,773	13,661,846	13,691,817	13,682,019	13,629,079	13,398,204
Woodbridge	722,609	723,081	722,492	727,769	733,597	690,943	663,213
Woodbury	876,018	876,018	895,683	919,642	942,926	1,051,361	1,276,811
Woodstock	5,393,770	5,371,030	5,438,657	5,459,104	5,437,489	5,463,678	5,367,539

APPENDIX 10

Grants for Municipal Projects				
Grantee	FY 2014	FY 2015	FY 2016	FY 2017
Andover	2,464	2,464	2,620	2,620
Ansonia	80,336	80,336	85,419	85,419
Ashford	3,369	3,369	3,582	3,582
Avon	245,886	245,886	261,442	261,442
Barkhamsted	38,995	38,995	41,462	41,462
Beacon Falls	41,202	41,202	43,809	43,809
Berlin	739,604	739,604	786,396	786,396
Bethany	63,229	63,229	67,229	67,229
Bethel	265,841	265,841	282,660	282,660
Bethlehem	7,472	7,472	7,945	7,945
Bloomfield	1,600,114	1,600,114	1,701,347	1,701,347
Bolton	23,380	23,380	24,859	24,859
Bozrah	130,279	130,279	138,521	138,521
Branford	352,546	352,546	374,850	374,850
Bridgeport	970,184	970,184	1,031,564	1,031,564
Bridgewater	552	552	587	587
Bristol	2,338,949	2,338,949	2,486,925	2,486,925
Brookfield	111,243	111,243	118,281	118,281
Brooklyn	9,761	9,761	10,379	10,379
Burlington	14,390	14,390	15,300	15,300
Canaan	19,480	19,480	20,712	20,712
Canterbury	1,902	1,902	2,022	2,022
Canton	7,518	7,518	7,994	7,994
Chaplin	565	565	601	601
Cheshire	692,865	692,865	736,700	736,700
Chester	83,953	83,953	89,264	89,264
Clinton	180,269	180,269	191,674	191,674
Colchester	36,688	36,688	39,009	39,009
Colebrook	517	517	550	550
Columbia	25,171	25,171	26,763	26,763
Cornwall	-	-	-	-
Coventry	9,906	9,906	10,533	10,533
Cromwell	29,249	29,249	31,099	31,099
Danbury	1,624,148	1,624,148	1,726,901	1,726,901
Darien	-	-	-	-
Deep River	97,940	97,940	104,136	104,136
Derby	13,852	13,852	14,728	14,728
Durham	144,740	144,740	153,897	153,897
Eastford	51,317	51,317	54,564	54,564
East Granby	505,475	505,475	537,454	537,454

Grants for Municipal Projects

Grantee	FY 2014	FY 2015	FY 2016	FY 2017
East Haddam	1,595	1,595	1,696	1,696
East Hampton	17,816	17,816	18,943	18,943
East Hartford	4,182,901	4,182,901	4,447,536	4,447,536
East Haven	40,912	40,912	43,500	43,500
East Lyme	21,107	21,107	22,442	22,442
Easton	2,502	2,502	2,660	2,660
East Windsor	277,470	277,470	295,024	295,024
Ellington	210,227	210,227	223,527	223,527
Enfield	241,591	241,591	256,875	256,875
Essex	70,111	70,111	74,547	74,547
Fairfield	90,990	90,990	96,747	96,747
Farmington	513,328	513,328	545,804	545,804
Franklin	21,707	21,707	23,080	23,080
Glastonbury	226,471	226,471	240,799	240,799
Goshen	2,490	2,490	2,648	2,648
Granby	33,230	33,230	35,332	35,332
Greenwich	83,725	83,725	89,022	89,022
Griswold	29,997	29,997	31,895	31,895
Groton (Town of)	1,166,988	1,166,988	1,240,819	1,240,819
Guilford	60,989	60,989	64,848	64,848
Haddam	3,343	3,343	3,554	3,554
Hamden	269,631	269,631	286,689	286,689
Hampton	-	-	-	-
Hartford	1,334,719	1,334,719	1,419,161	1,419,161
Hartland	898	898	955	955
Harwinton	20,226	20,226	21,506	21,506
Hebron	2,084	2,084	2,216	2,216
Kent	-	-	-	-
Killingly	664,666	664,666	706,717	706,717
Killingworth	4,842	4,842	5,148	5,148
Lebanon	28,617	28,617	30,427	30,427
Ledyard	396,030	396,030	421,085	421,085
Lisbon	3,464	3,464	3,683	3,683
Litchfield	3,228	3,228	3,432	3,432
Lyme	-	-	-	-
Madison	6,391	6,391	6,795	6,795
Manchester	1,008,637	1,008,637	1,072,449	1,072,449
Mansfield	6,434	6,434	6,841	6,841
Marlborough	6,878	6,878	7,313	7,313
Meriden	840,468	840,468	893,641	893,641
Middlebury	79,250	79,250	84,264	84,264
Middlefield	233,857	233,857	248,652	248,652
Middletown	1,868,907	1,868,907	1,987,145	1,987,145
Milford	1,264,846	1,264,846	1,344,868	1,344,868

Grants for Municipal Projects

Grantee	FY 2014	FY 2015	FY 2016	FY 2017
Monroe	168,449	168,449	179,106	179,106
Montville	497,189	497,189	528,644	528,644
Morris	3,318	3,318	3,528	3,528
Naugatuck	321,327	321,327	341,656	341,656
New Britain	1,301,538	1,301,538	1,383,881	1,383,881
New Canaan	188	188	200	200
New Fairfield	1,081	1,081	1,149	1,149
New Hartford	130,893	130,893	139,174	139,174
New Haven	1,287,658	1,287,658	1,369,123	1,369,123
Newington	863,254	863,254	917,869	917,869
New London	31,195	31,195	33,169	33,169
New Milford	634,087	634,087	674,203	674,203
Newtown	221,366	221,366	235,371	235,371
Norfolk	6,778	6,778	7,207	7,207
North Branford	283,160	283,160	301,074	301,074
North Canaan	338,315	338,315	359,719	359,719
North Haven	1,359,707	1,359,707	1,445,730	1,445,730
North Stonington	-	-	-	-
Norwalk	378,941	378,941	402,915	402,915
Norwich	175,997	175,997	187,132	187,132
Old Lyme	1,776	1,776	1,888	1,888
Old Saybrook	43,937	43,937	46,717	46,717
Orange	98,717	98,717	104,962	104,962
Oxford	79,296	79,296	84,313	84,313
Plainfield	136,187	136,187	144,803	144,803
Plainville	509,690	509,690	541,936	541,936
Plymouth	143,364	143,364	152,434	152,434
Pomfret	26,165	26,165	27,820	27,820
Portland	85,435	85,435	90,840	90,840
Preston	-	-	-	-
Prospect	66,721	66,721	70,942	70,942
Putnam	161,578	161,578	171,800	171,800
Redding	1,250	1,250	1,329	1,329
Ridgefield	528,547	528,547	561,986	561,986
Rocky Hill	208,037	208,037	221,199	221,199
Roxbury	566	566	602	602
Salem	4,419	4,419	4,699	4,699
Salisbury	78	78	83	83
Scotland	7,224	7,224	7,681	7,681
Seymour	264,455	264,455	281,186	281,186
Sharon	-	-	-	-
Shelton	549,365	549,365	584,121	584,121
Sherman	-	-	-	-
Simsbury	73,028	73,028	77,648	77,648

Grants for Municipal Projects

Grantee	FY 2014	FY 2015	FY 2016	FY 2017
Somers	77,426	77,426	82,324	82,324
Southbury	19,733	19,733	20,981	20,981
Southington	771,956	771,956	820,795	820,795
South Windsor	1,258,566	1,258,566	1,338,190	1,338,190
Sprague	363,529	363,529	386,528	386,528
Stafford	411,860	411,860	437,917	437,917
Stamford	391,381	391,381	416,142	416,142
Sterling	22,946	22,946	24,398	24,398
Stonington	94,362	94,362	100,332	100,332
Stratford	3,298,976	3,298,976	3,507,689	3,507,689
Suffield	169,913	169,913	180,663	180,663
Thomaston	371,822	371,822	395,346	395,346
Thompson	72,167	72,167	76,733	76,733
Tolland	80,003	80,003	85,064	85,064
Torrington	569,326	569,326	605,345	605,345
Trumbull	178,045	178,045	189,309	189,309
Union	-	-	-	-
Vernon	142,578	142,578	151,598	151,598
Voluntown	1,883	1,883	2,002	2,002
Wallingford	1,832,519	1,832,519	1,948,455	1,948,455
Warren	271	271	288	288
Washington	149	149	158	158
Waterbury	2,366,443	2,366,443	2,516,158	2,516,158
Waterford	32,217	32,217	34,255	34,255
Watertown	604,064	604,064	642,281	642,281
Westbrook	251,494	251,494	267,405	267,405
West Hartford	757,839	757,839	805,784	805,784
West Haven	138,739	138,739	147,516	147,516
Weston	426	426	453	453
Westport	-	-	-	-
Wethersfield	20,489	20,489	21,785	21,785
Willington	18,827	18,827	20,018	20,018
Wilton	288,788	288,788	307,058	307,058
Winchester	287,984	287,984	306,204	306,204
Windham	427,527	427,527	454,575	454,575
Windsor	1,242,398	1,242,398	1,321,000	1,321,000
Windsor Locks	1,794,444	1,794,444	1,907,971	1,907,971
Wolcott	220,938	220,938	234,916	234,916
Woodbridge	28,140	28,140	29,920	29,920
Woodbury	53,522	53,522	56,908	56,908
Woodstock	64,675	64,675	68,767	68,767

APPENDIX 11

TRS Benefit by Town

(Includes Regional School Districts & Endowed Academies on a town by town basis)

	Projected FY 19	Projected FY 18	Estimated FY 17	Estimated FY 16
TOTAL Teachers Retirement	1,332,368,000	1,290,429,000	1,012,162,000	975,578,000
TOTAL Attributable To Towns	1,262,675,434	1,222,930,149	959,218,543	924,548,153
1 ANDOVER	1,336,436	1,294,368	1,015,252	978,556
2 ANSONIA	4,276,368	4,141,761	3,248,635	3,131,215
3 ASHFORD	1,400,079	1,356,009	1,063,600	1,025,157
4 AVON	8,944,759	8,663,205	6,795,079	6,549,475
5 BARKHAMSTED	1,269,800	1,229,831	964,631	929,765
6 BEACON FALLS	1,973,990	1,911,855	1,499,584	1,445,382
7 BERLIN	7,562,521	7,324,475	5,745,032	5,537,381
8 BETHANY	2,322,607	2,249,498	1,764,418	1,700,644
9 BETHEL	7,226,339	6,998,876	5,489,644	5,291,224
10 BETHLEHEM	941,952	912,302	715,574	689,710
11 BLOOMFIELD	6,223,278	6,027,387	4,727,647	4,556,769
12 BOLTON	2,208,600	2,139,080	1,677,810	1,617,167
13 BOZRAH	845,450	818,838	642,264	619,050
14 TOWN OF BRANFORD	8,511,260	8,243,351	6,465,762	6,232,061
15 BRIDGEPORT	39,983,671	38,725,103	30,374,455	29,276,588
16 BRIDGEWATER	525,039	508,513	398,857	384,441
17 BRISTOL	18,568,040	17,983,573	14,105,611	13,595,772
18 BROOKFIELD	6,563,722	6,357,116	4,986,273	4,806,047
19 BROOKLYN	2,376,735	2,301,923	1,805,538	1,740,278
20 BURLINGTON	3,953,521	3,829,076	3,003,377	2,894,822
21 CANAAN	533,800	516,998	405,513	390,856

TRS Benefit by Town

(Includes Regional School Districts & Endowed Academies on a town by town basis)

		Projected FY 19	Projected FY 18	Estimated FY 17	Estimated FY 16
22	CANTERBURY	1,485,266	1,438,514	1,128,314	1,087,532
23	CANTON	3,810,972	3,691,014	2,895,087	2,790,446
24	CHAPLIN	866,644	839,365	658,365	634,569
25	CHESHIRE	10,866,340	10,524,300	8,254,849	7,956,482
26	CHESTER	961,583	931,316	730,488	704,084
27	CLINTON	5,345,847	5,177,575	4,061,087	3,914,302
28	COLCHESTER	6,446,556	6,243,637	4,897,265	4,720,256
29	COLEBROOK	524,864	508,343	398,725	384,313
30	COLUMBIA	1,899,384	1,839,597	1,442,908	1,390,755
31	CORNWALL	596,794	578,009	453,367	436,981
32	COVENTRY	4,205,993	4,073,601	3,195,173	3,079,685
33	CROMWELL	4,469,175	4,328,499	3,395,105	3,272,391
34	DANBURY	22,956,254	22,233,659	17,439,212	16,808,882
35	DARIEN	14,199,219	13,752,270	10,786,742	10,396,862
36	DEEP RIVER	1,296,030	1,255,235	984,557	948,971
37	DERBY	3,038,425	2,942,785	2,308,205	2,224,776
38	DURHAM	3,362,458	3,256,618	2,554,364	2,462,038
39	EASTFORD	568,378	550,487	431,781	416,174
40	EAST GRANBY	2,385,818	2,310,720	1,812,438	1,746,929
41	EAST HADDAM	3,147,080	3,048,019	2,390,747	2,304,335
42	EAST HAMPTON	4,734,063	4,585,049	3,596,333	3,466,346
43	EAST HARTFORD	17,708,050	17,150,653	13,452,301	12,966,076
44	EAST HAVEN	7,069,585	6,847,055	5,370,562	5,176,446
45	EAST LYME	6,978,411	6,758,751	5,301,300	5,109,687
46	EASTON	4,023,109	3,896,473	3,056,241	2,945,775

TRS Benefit by Town

(Includes Regional School Districts & Endowed Academies on a town by town basis)

		Projected FY 19	Projected FY 18	Estimated FY 17	Estimated FY 16
47	EAST WINDSOR	3,259,132	3,156,544	2,475,870	2,386,381
48	ELLINGTON	5,879,940	5,694,857	4,466,823	4,305,372
49	ENFIELD	13,177,106	12,762,330	10,010,272	9,648,457
50	ESSEX	1,878,883	1,819,741	1,427,334	1,375,744
51	FAIRFIELD	28,480,299	27,583,823	21,635,671	20,853,663
52	FARMINGTON	10,357,576	10,031,550	7,868,355	7,583,958
53	FRANKLIN	598,465	579,627	454,637	438,204
54	GLASTONBURY	15,792,731	15,295,623	11,997,288	11,563,653
55	GOSHEN	997,593	966,192	757,843	730,451
56	GRANBY	4,692,707	4,544,994	3,564,916	3,436,064
57	GREENWICH	31,140,491	30,160,281	23,656,544	22,801,492
58	GRISWOLD	4,180,944	4,049,340	3,176,144	3,061,344
59	GROTON	12,297,663	11,910,569	9,342,184	9,004,517
60	GUILFORD	8,875,396	8,596,025	6,742,386	6,498,686
61	HADDAM	3,413,527	3,306,079	2,593,159	2,499,431
62	HAMDEN	14,906,746	14,437,526	11,324,230	10,914,923
63	HAMPTON	544,610	527,467	413,724	398,771
64	HARTFORD	52,840,995	51,177,717	40,141,798	38,690,897
65	HARTLAND	595,645	576,895	452,494	436,139
66	HARWINTON	2,041,151	1,976,902	1,550,604	1,494,558
67	HEBRON	4,219,196	4,086,388	3,205,203	3,089,353
68	KENT	958,504	928,333	728,148	701,830
69	KILLINGLY	5,427,494	5,256,653	4,123,113	3,974,085
70	KILLINGWORTH	2,346,114	2,272,265	1,782,276	1,717,856
71	LEBANON	2,638,808	2,555,746	2,004,627	1,932,171

TRS Benefit by Town

(Includes Regional School Districts & Endowed Academies on a town by town basis)

		Projected FY 19	Projected FY 18	Estimated FY 17	Estimated FY 16
72	LEDYARD	5,926,413	5,739,867	4,502,127	4,339,400
73	LISBON	1,329,736	1,287,880	1,010,163	973,651
74	LITCHFIELD	2,788,470	2,700,697	2,118,321	2,041,756
75	LYME	893,709	865,577	678,925	654,386
76	MADISON	8,061,986	7,808,218	6,124,461	5,903,096
77	MANCHESTER	15,739,263	15,243,838	11,956,670	11,524,503
78	MANSFIELD	5,150,224	4,988,111	3,912,479	3,771,064
79	MARLBOROUGH	2,604,869	2,522,876	1,978,845	1,907,321
80	MERIDEN	18,096,529	17,526,903	13,747,417	13,250,525
81	MIDDLEBURY	3,190,012	3,089,600	2,423,361	2,335,770
82	MIDDLEFIELD	1,707,868	1,654,110	1,297,419	1,250,524
83	MIDDLETOWN	11,408,747	11,049,634	8,666,900	8,353,640
84	MILFORD	17,287,315	16,743,161	13,132,680	12,658,007
85	MONROE	9,346,415	9,052,217	7,100,205	6,843,572
86	MONTVILLE	6,317,450	6,118,595	4,799,186	4,625,723
87	MORRIS	871,846	844,403	662,316	638,377
88	NAUGATUCK	9,830,265	9,520,838	7,467,772	7,197,854
89	NEW BRITAIN	23,270,966	22,538,465	17,678,290	17,039,319
90	NEW CANAAN	13,005,018	12,595,658	9,879,541	9,522,451
91	NEW FAIRFIELD	6,409,687	6,207,929	4,869,257	4,693,260
92	NEW HARTFORD	2,483,347	2,405,178	1,886,528	1,818,340
93	NEW HAVEN	46,357,353	44,898,161	35,216,360	33,943,485
94	NEWINGTON	10,710,813	10,373,668	8,136,699	7,842,603
95	NEW LONDON	6,780,194	6,566,774	5,150,720	4,964,551
96	NEW MILFORD	9,565,917	9,264,810	7,266,954	7,004,295

TRS Benefit by Town

(Includes Regional School Districts & Endowed Academies on a town by town basis)

		Projected FY 19	Projected FY 18	Estimated FY 17	Estimated FY 16
97	NEWTOWN	12,133,219	11,751,301	9,217,261	8,884,108
98	NORFOLK	471,910	457,056	358,497	345,539
99	NORTH BRANFORD	4,564,693	4,421,010	3,467,667	3,342,330
100	NORTH CANAAN	1,293,185	1,252,480	982,396	946,888
101	NORTH HAVEN	7,727,375	7,484,140	5,870,266	5,658,089
102	NORTH STONINGTON	1,987,760	1,925,191	1,510,044	1,455,465
103	NORWALK	28,544,612	27,646,112	21,684,528	20,900,754
104	NORWICH	10,320,050	9,995,206	7,839,848	7,556,481
105	OLD LYME	3,290,913	3,187,325	2,500,013	2,409,651
106	OLD SAYBROOK	3,937,600	3,813,656	2,991,283	2,883,165
107	ORANGE	6,188,770	5,993,966	4,701,432	4,531,502
108	OXFORD	4,121,023	3,991,305	3,130,623	3,017,469
109	PLAINFIELD	4,924,259	4,769,258	3,740,819	3,605,609
110	PLAINVILLE	5,970,208	5,782,283	4,535,397	4,371,467
111	PLYMOUTH	3,831,036	3,710,446	2,910,329	2,805,137
112	POMFRET	1,385,169	1,341,568	1,052,273	1,014,240
113	PORTLAND	2,992,578	2,898,381	2,273,377	2,191,207
114	PRESTON	1,417,512	1,372,893	1,076,844	1,037,922
115	PROSPECT	3,095,954	2,998,502	2,351,908	2,266,900
116	PUTNAM	2,447,120	2,370,092	1,859,008	1,791,815
117	REDDING	5,391,644	5,221,931	4,095,878	3,947,835
118	RIDGEFIELD	13,652,708	13,222,961	10,371,573	9,996,699
119	ROCKY HILL	6,281,222	6,083,508	4,771,666	4,599,197
120	ROXBURY	953,471	923,459	724,325	698,145
121	SALEM	1,078,046	1,044,112	818,961	789,360

TRS Benefit by Town

*(Includes Regional
School Districts &
Endowed Academies on
a town by town basis)*

		Projected FY 19	Projected FY 18	Estimated FY 17	Estimated FY 16
122	SALISBURY	1,205,090	1,167,157	915,472	882,383
123	SCOTLAND	690,076	668,355	524,231	505,283
124	SEYMOUR	5,366,784	5,197,853	4,076,993	3,929,632
125	SHARON	959,500	929,298	728,905	702,559
126	SHELTON	11,542,717	11,179,386	8,768,673	8,451,735
127	SHERMAN	1,207,526	1,169,516	917,323	884,167
128	SIMSBURY	11,257,684	10,903,325	8,552,141	8,243,029
129	SOMERS	3,584,496	3,471,667	2,723,040	2,624,617
130	SOUTHBURY	6,751,668	6,539,145	5,129,050	4,943,663
131	SOUTHINGTON	14,085,954	13,642,570	10,700,698	10,313,928
132	SOUTH WINDSOR	11,123,674	10,773,534	8,450,338	8,144,906
133	SPRAGUE	878,456	850,805	667,338	643,217
134	STAFFORD	4,012,919	3,886,604	3,048,500	2,938,314
135	STAMFORD	43,948,358	42,564,994	33,386,315	32,179,587
136	STERLING	912,859	884,125	693,473	668,408
137	STONINGTON	5,500,108	5,326,981	4,178,276	4,027,254
138	STRATFORD	16,767,039	16,239,262	12,737,441	12,277,054
139	SUFFIELD	5,763,824	5,582,396	4,378,613	4,220,350
140	THOMASTON	2,326,846	2,253,604	1,767,638	1,703,748
141	THOMPSON	2,382,314	2,307,326	1,809,776	1,744,363
142	TOLLAND	5,991,233	5,802,646	4,551,369	4,386,862
143	TORRINGTON	10,068,263	9,751,344	7,648,572	7,372,119
144	TRUMBULL	16,964,909	16,430,903	12,887,758	12,421,937
145	UNION	262,367	254,109	199,313	192,109
146	VERNON	8,934,913	8,653,668	6,787,599	6,542,265

TRS Benefit by Town

*(Includes Regional
School Districts &
Endowed Academies on
a town by town basis)*

		Projected FY 19	Projected FY 18	Estimated FY 17	Estimated FY 16
147	VOLUNTOWN	914,935	886,136	695,050	669,928
148	WALLINGFORD	16,199,983	15,690,055	12,306,665	11,861,848
149	WARREN	435,923	422,201	331,158	319,189
150	WASHINGTON	1,310,669	1,269,413	995,678	959,690
151	WATERBURY	38,073,481	36,875,041	28,923,339	27,877,922
152	WATERFORD	7,382,025	7,149,661	5,607,914	5,405,219
153	WATERTOWN	7,155,445	6,930,212	5,435,787	5,239,314
154	WESTBROOK	2,552,084	2,471,752	1,938,746	1,868,671
155	WEST HARTFORD	24,815,834	24,034,705	18,851,882	18,170,491
156	WEST HAVEN	13,810,234	13,375,529	10,491,241	10,112,042
157	WESTON	7,296,607	7,066,931	5,543,024	5,342,675
158	WESTPORT	18,206,702	17,633,609	13,831,113	13,331,195
159	WETHERSFIELD	8,678,792	8,405,609	6,593,031	6,354,730
160	WILLINGTON	1,901,058	1,841,218	1,444,179	1,391,980
161	WILTON	12,384,161	11,994,344	9,407,894	9,067,851
162	WINCHESTER	1,841,812	1,783,837	1,399,172	1,348,600
163	WINDHAM	7,807,113	7,561,368	5,930,841	5,716,474
164	WINDSOR	9,937,680	9,624,871	7,549,372	7,276,505
165	WINDSOR LOCKS	4,727,042	4,578,249	3,590,999	3,461,204
166	WOLCOTT	5,668,773	5,490,337	4,306,405	4,150,753
167	WOODBIDGE	3,991,278	3,865,645	3,032,060	2,922,468
168	WOODBURY	3,247,330	3,145,114	2,466,904	2,377,739
169	WOODSTOCK	2,674,467	2,590,283	2,031,716	1,958,281

APPENDIX 12

Local Capital Improvement Program (LoCIP)							
Grantee	FY 2011	FY 2012	FY 2013	FY 2014	FY 2015	FY 2016	FY 2017
Andover	28,465	28,735	28,196	28,196	28,185	28,323	
Ansonia	174,849	179,367	178,630	178,630	176,587	183,253	
Ashford	52,989	51,315	52,201	52,201	49,252	50,017	
Avon	105,627	106,650	108,969	108,969	108,884	108,947	
Barkhamsted	36,227	36,903	36,984	36,984	35,653	35,692	
Beacon Falls	38,309	38,903	38,500	38,500	37,461	37,796	
Berlin	133,059	127,659	124,390	124,390	125,683	126,789	
Bethany	48,193	48,050	47,474	47,474	46,761	47,062	
Bethel	117,193	115,982	115,858	115,858	118,708	119,172	
Bethlehem	34,019	34,259	34,295	34,295	34,326	33,093	
Bloomfield	131,427	127,115	125,039	125,039	126,327	124,840	
Bolton	40,706	39,588	38,439	38,439	37,644	37,821	
Bozrah	26,366	26,909	26,324	26,324	26,545	27,237	
Branford	164,947	157,841	157,017	157,017	154,428	155,501	
Bridgeport	2,069,582	2,215,017	2,258,098	2,258,098	2,413,992	2,374,132	
Bridgewater	24,321	23,834	23,812	23,812	23,655	23,606	
Bristol	503,379	478,988	478,962	478,962	471,380	475,834	
Brookfield	106,326	103,969	104,694	104,694	103,800	104,868	
Brooklyn	70,862	72,513	74,309	74,309	72,385	71,211	
Burlington	73,633	73,551	73,757	73,757	74,005	74,435	
Canaan	18,863	18,944	18,925	18,925	19,394	18,783	
Canterbury	56,297	57,223	56,196	56,196	55,431	55,130	
Canton	69,052	69,430	68,272	68,272	68,569	68,185	
Chaplin	31,049	29,216	29,258	29,258	27,157	27,254	
Cheshire	186,568	184,598	185,343	185,343	180,905	180,400	

Local Capital Improvement Program (LoCIP)

Grantee	FY 2011	FY 2012	FY 2013	FY 2014	FY 2015	FY 2016	FY 2017
Chester	26,935	26,781	26,888	26,888	28,576	28,680	
Clinton	90,328	88,091	85,959	85,959	84,464	84,125	
Colchester	119,496	120,273	118,307	118,307	116,846	117,313	
Colebrook	25,497	25,846	25,866	25,866	24,968	24,932	
Columbia	40,197	40,257	41,093	41,093	39,504	39,693	
Cornwall	33,293	32,989	32,753	32,753	32,618	32,569	
Coventry	103,771	103,207	104,182	104,182	101,904	101,217	
Cromwell	84,591	83,796	83,658	83,658	83,041	84,537	
Danbury	550,428	543,365	545,090	545,090	557,492	554,189	
Darien	109,397	110,210	111,022	111,022	111,194	112,832	
Deep River	31,706	30,903	31,729	31,729	30,364	30,471	
Derby	99,393	102,316	103,640	103,640	106,011	109,507	
Durham	56,478	55,109	54,676	54,676	52,321	52,432	
Eastford	24,289	23,161	23,213	23,213	22,868	22,303	
East Granby	36,385	35,555	34,377	34,377	34,522	35,286	
East Haddam	90,170	89,721	89,741	89,741	88,338	87,991	
East Hampton	97,371	97,392	90,977	90,977	89,318	88,368	
East Hartford	413,115	433,071	445,640	445,640	448,528	446,673	
East Haven	223,056	225,354	222,964	222,964	214,564	219,803	
East Lyme	123,543	121,913	122,342	122,342	118,828	120,181	
Easton	66,534	66,717	66,924	66,924	66,516	66,646	
East Windsor	78,322	76,564	76,311	76,311	78,232	78,338	
Ellington	105,979	107,979	106,768	106,768	105,415	106,719	
Enfield	340,314	337,821	333,435	333,435	320,305	321,907	
Essex	41,754	40,613	40,711	40,711	40,043	40,105	
Fairfield	366,931	368,430	370,856	370,856	370,404	373,054	
Farmington	140,580	138,104	137,996	137,996	136,925	137,501	

Local Capital Improvement Program (LoCIP)

Grantee	FY 2011	FY 2012	FY 2013	FY 2014	FY 2015	FY 2016	FY 2017
Franklin	17,645	17,349	17,410	17,410	17,711	17,774	
Glastonbury	203,106	203,717	205,378	205,378	203,659	204,413	
Goshen	43,897	43,047	43,020	43,020	42,696	42,651	
Granby	84,542	83,585	83,286	83,286	79,327	80,190	
Greenwich	327,880	317,252	318,876	318,876	319,795	319,966	
Griswold	91,419	94,740	91,685	91,685	91,869	94,617	
Groton (Town of)	224,744	222,876	220,728	220,728	211,921	214,072	
Guilford	140,687	140,266	139,313	139,313	137,609	137,903	
Haddam	73,487	75,155	75,033	75,033	73,867	73,641	
Hamden	417,201	426,325	419,218	419,218	431,930	433,974	
Hampton	31,302	29,612	29,701	29,701	28,035	28,694	
Hartford	1,991,022	1,964,401	1,947,341	1,947,341	1,976,067	1,934,557	
Hartland	20,273	19,932	19,356	19,356	19,057	19,109	
Harwinton	51,927	51,287	52,039	52,039	49,911	50,006	
Hebron	71,794	72,444	72,164	72,164	69,933	70,831	
Kent	41,895	41,623	41,588	41,588	41,921	41,879	
Killingly	145,242	147,994	148,046	148,046	143,681	141,039	
Killingworth	56,211	55,303	54,812	54,812	53,343	53,448	
Lebanon	73,675	72,778	72,384	72,384	72,023	71,696	
Ledyard	118,532	116,894	113,034	113,034	111,385	112,383	
Lisbon	30,847	30,838	30,370	30,370	28,353	28,884	
Litchfield	85,355	84,457	83,074	83,074	81,931	81,971	
Lyme	25,551	25,928	25,906	25,906	25,763	25,766	
Madison	115,128	112,229	112,377	112,377	110,451	109,978	
Manchester	432,789	427,213	427,660	427,660	422,712	428,332	
Mansfield	183,979	183,703	189,462	189,462	184,935	195,109	
Marlborough	51,653	50,812	51,133	51,133	50,347	51,348	

Local Capital Improvement Program (LoCIP)							
Grantee	FY 2011	FY 2012	FY 2013	FY 2014	FY 2015	FY 2016	FY 2017
Meriden	517,269	519,121	508,578	508,578	509,499	525,697	
Middlebury	55,761	55,941	55,321	55,321	55,344	55,554	
Middlefield	33,197	33,481	32,373	32,373	31,698	31,880	
Middletown	342,126	317,435	322,827	322,827	313,567	317,269	
Milford	410,905	384,191	378,282	378,282	351,019	351,815	
Monroe	136,956	135,451	135,812	135,812	134,631	134,510	
Montville	150,976	148,496	148,401	148,401	145,652	147,104	
Morris	22,190	21,985	21,347	21,347	21,705	21,686	
Naugatuck	259,583	254,126	257,161	257,161	248,445	256,881	
New Britain	927,650	931,158	959,272	959,272	991,377	1,003,987	
New Canaan	117,119	114,350	114,922	114,922	115,715	116,074	
New Fairfield	80,164	78,386	80,462	80,462	80,517	80,317	
New Hartford	64,320	64,369	63,496	63,496	63,013	63,091	
New Haven	1,803,526	1,754,365	1,724,309	1,724,309	1,648,668	1,603,034	
Newington	214,002	212,832	213,927	213,927	209,032	209,841	
New London	293,373	292,042	295,699	295,699	308,565	313,264	
New Milford	200,988	199,186	197,428	197,428	192,049	192,641	
Newtown	191,605	204,621	205,697	205,697	207,562	207,668	
Norfolk	32,349	32,201	32,138	32,138	31,899	31,884	
North Branford	93,280	91,938	91,859	91,859	88,887	88,766	
North Canaan	30,843	30,061	29,508	29,508	29,971	29,454	
North Haven	157,592	156,038	155,899	155,899	154,749	154,546	
North Stonington	49,283	49,841	48,664	48,664	47,925	48,062	
Norwalk	623,199	625,905	628,837	628,837	631,512	638,740	
Norwich	294,788	316,793	314,011	314,011	320,837	322,978	
Old Lyme	48,927	49,376	49,388	49,388	49,195	49,358	
Old Saybrook	65,257	67,807	67,295	67,295	67,011	67,014	

Local Capital Improvement Program (LoCIP)							
Grantee	FY 2011	FY 2012	FY 2013	FY 2014	FY 2015	FY 2016	FY 2017
Orange	102,483	101,640	101,797	101,797	100,913	98,746	
Oxford	100,725	98,972	97,149	97,149	95,377	95,165	
Plainfield	133,668	132,668	128,045	128,045	129,537	125,953	
Plainville	126,670	125,324	124,197	124,197	124,459	124,497	
Plymouth	99,754	99,119	98,459	98,459	94,231	96,614	
Pomfret	48,947	48,232	48,372	48,372	46,820	46,950	
Portland	68,957	66,983	66,121	66,121	63,149	63,429	
Preston	46,932	45,477	45,029	45,029	44,286	44,551	
Prospect	67,240	67,150	65,709	65,709	66,103	64,798	
Putnam	77,968	79,437	79,453	79,453	84,782	82,002	
Redding	68,326	68,964	69,161	69,161	69,362	69,407	
Ridgefield	154,290	153,002	153,782	153,782	153,327	153,548	
Rocky Hill	112,473	113,338	113,116	113,116	113,558	113,500	
Roxbury	36,470	36,146	36,098	36,098	35,916	35,839	
Salem	35,221	34,519	34,079	34,079	33,666	34,396	
Salisbury	44,987	44,190	44,156	44,156	43,871	43,808	
Scotland	22,035	21,617	21,036	21,036	21,198	21,296	
Seymour	117,907	118,207	114,987	114,987	115,583	116,598	
Sharon	49,718	48,996	49,738	49,738	49,456	48,779	
Shelton	273,609	265,176	265,682	265,682	267,034	268,166	
Sherman	28,134	26,660	26,783	26,783	26,607	26,023	
Simsbury	161,441	157,471	156,004	156,004	154,713	157,504	
Somers	91,975	92,123	91,097	91,097	87,482	88,675	
Southbury	130,696	131,817	131,475	131,475	132,008	130,193	
Southington	289,838	285,572	279,853	279,853	280,242	283,158	
South Windsor	172,070	166,439	166,517	166,517	164,723	163,674	
Sprague	27,005	26,677	24,899	24,899	24,806	26,251	

Local Capital Improvement Program (LoCIP)

Grantee	FY 2011	FY 2012	FY 2013	FY 2014	FY 2015	FY 2016	FY 2017
Stafford	111,986	112,724	112,240	112,240	109,168	111,207	
Stamford	806,693	795,763	797,072	797,072	821,608	842,577	
Sterling	40,913	42,224	42,485	42,485	40,587	41,624	
Stonington	111,540	112,307	110,944	110,944	109,956	109,735	
Stratford	373,582	386,453	393,472	393,472	391,112	392,331	
Suffield	94,057	94,098	90,643	90,643	91,360	92,624	
Thomaston	55,133	55,537	55,878	55,878	53,187	52,830	
Thompson	91,556	92,234	91,543	91,543	89,902	88,496	
Tolland	120,461	120,293	118,273	118,273	115,715	116,116	
Torrington	270,349	276,268	277,770	277,770	258,790	259,082	
Trumbull	243,639	246,364	247,671	247,671	246,276	245,884	
Union	14,408	14,456	14,458	14,458	14,950	14,971	
Vernon	242,371	226,662	224,785	224,785	208,454	209,533	
Voluntown	25,244	25,304	24,765	24,765	24,841	24,337	
Wallingford	299,589	294,525	291,753	291,753	288,056	287,092	
Warren	21,967	21,955	21,909	21,909	21,782	21,740	
Washington	53,621	53,067	52,974	52,974	52,666	51,918	
Waterbury	1,209,957	1,226,831	1,243,340	1,243,340	1,305,413	1,302,143	
Waterford	120,090	120,188	119,083	119,083	118,570	118,101	
Watertown	160,408	159,863	159,370	159,370	156,068	154,296	
Westbrook	42,292	42,835	42,280	42,280	42,814	42,361	
West Hartford	459,555	461,222	458,106	458,106	436,682	432,145	
West Haven	570,653	591,849	592,499	592,499	579,476	580,769	
Weston	66,051	65,134	65,382	65,382	65,206	65,240	
Westport	147,615	142,830	143,761	143,761	145,997	146,394	
Wethersfield	186,678	189,799	188,737	188,737	182,902	183,003	
Willington	60,591	59,907	61,562	61,562	59,949	58,389	

Local Capital Improvement Program (LoCIP)

Grantee	FY 2011	FY 2012	FY 2013	FY 2014	FY 2015	FY 2016	FY 2017
Wilton	111,998	111,140	111,666	111,666	112,762	112,895	
Winchester	88,890	89,318	89,217	89,217	89,011	89,048	
Windham	226,613	247,091	259,909	259,909	263,899	266,853	
Windsor	187,739	184,272	183,400	183,400	180,920	181,757	
Windsor Locks	82,284	80,740	80,590	80,590	79,835	77,571	
Wolcott	118,789	116,427	114,468	114,468	113,229	114,479	
Woodbridge	66,690	65,813	65,207	65,207	64,474	64,481	
Woodbury	76,913	77,067	78,324	78,324	78,210	77,611	
Woodstock	88,510	87,112	85,394	85,394	83,243	83,450	

APPENDIX 13

LOTICIP			
Vendor	Type	Expended FY 2016	Expended FY 2017
CAPITOL REGION COUNCIL OF GOVERNMENTS	LOTICIP	378,000.00	621,600.00
CITY OF NEW HAVEN	LOTICIP		2,234,400.00
CITY OF NORWICH	LOTICIP	685,200.00	625,097.72
CITY OF STAMFORD	LOTICIP		5,411,892.00
CONNECTICUT METROPOLITAN COUNCIL	LOTICIP	375,000.00	375,000.00
FARMINGTON TOWN TREASURER	LOTICIP	1,972,713.14	
LOWER CT RIVER VALLEY COUNCIL OF	LOTICIP	55,350.00	
NAUGATUCK VALLEY COUNCIL OF GOVERNMENTS	LOTICIP	179,550.00	
NEW FAIRFIELD TOWN TREASURER	LOTICIP		551,980.80
ORANGE TOWN TREASURER	LOTICIP		1,880,830.00
SOUTHEASTERN CT COUNCIL OF GOVERNMENTS	LOTICIP	94,500.00	
TOWN OF BROOKFIELD	LOTICIP		798,351.00
TOWN OF BROOKLYN	LOTICIP	350.00	115,066.00
TOWN OF CHESHIRE	LOTICIP	717,577.20	
TOWN OF COVENTRY	LOTICIP		1,069,280.11
TOWN OF ENFIELD	LOTICIP		1,054,287.31
TOWN OF KILLINGLY	LOTICIP		482,154.96
TOWN OF MADISON	LOTICIP	2,006,554.80	
TOWN OF MANCHESTER	LOTICIP	2,131,471.40	
TOWN OF NEW MILFORD	LOTICIP		1,148,534.06
TOWN OF OLD SAYBROOK	LOTICIP		1,353,871.00
TOWN OF PLAINVILLE	LOTICIP	1,368,290.40	
TOWN OF PLYMOUTH	LOTICIP	6,433,182.00	596,347.50
TOWN OF ROCKY HILL	LOTICIP		779,173.56
TOWN OF SOUTH WINDSOR	LOTICIP		1,715,795.16
TOWN OF SOUTHBURY	LOTICIP	5,248,800.00	
TOWN OF WALLINGFORD	LOTICIP	1,151,284.80	
TOWN OF WATERTOWN	LOTICIP		148.00
TOWN OF WINDSOR	LOTICIP		1,581,885.00
WESTERN CONNECTICUT COUNCIL OF	LOTICIP	234,900.00	

APPENDIX 14

Town Aid Road Fund Grant							
Grantee	FY 2011	FY 2012	FY 2013	FY 2014	FY 2015	FY 2016	FY 2017
Andover	95,026	95,091	95,236	190,432	190,165	190,310	190,309
Ansonia	158,629	158,296	160,177	319,697	318,737	317,316	316,794
Ashford	152,774	146,418	145,251	290,969	291,170	292,107	291,997
Avon	153,839	153,609	155,559	310,739	311,737	312,344	312,623
Barkhamsted	98,501	98,112	98,303	196,061	195,865	195,772	195,446
Beacon Falls	93,026	93,158	93,547	186,864	188,588	188,446	188,620
Berlin	167,936	167,967	164,103	327,928	332,340	333,145	333,299
Bethany	106,269	106,207	105,762	211,338	211,211	211,130	211,061
Bethel	158,350	158,381	157,313	315,942	318,762	319,352	320,239
Bethlehem	107,400	107,491	107,330	214,556	214,442	214,612	212,549
Bloomfield	171,254	170,718	168,487	336,689	337,076	335,425	336,631
Bolton	102,235	101,489	100,358	200,675	200,448	200,349	200,385
Bozrah	90,470	90,484	90,983	181,772	181,856	181,846	181,710
Branford	206,679	206,299	199,933	399,554	399,296	398,046	400,004
Bridgeport	664,395	665,404	685,121	1,379,983	1,383,106	1,387,630	1,390,778
Bridgewater	90,307	90,358	89,508	178,982	178,861	178,866	178,701
Bristol	340,493	339,668	333,100	665,909	665,128	663,976	663,933
Brookfield	153,158	152,931	150,828	302,816	303,840	304,309	305,929
Brooklyn	120,527	120,534	120,970	241,683	241,660	242,371	242,163
Burlington	129,416	129,425	129,339	258,594	259,536	259,547	260,244
Canaan	84,256	84,214	84,655	169,374	169,401	169,913	169,778
Canterbury	113,244	113,267	112,902	224,598	224,492	224,629	224,582
Canton	130,476	130,414	130,591	260,787	261,055	261,161	261,069
Chaplin	97,284	97,290	95,439	189,162	189,072	189,102	188,998
Cheshire	204,189	203,918	202,304	404,050	404,067	402,408	403,218

Town Aid Road Fund Grant

Grantee	FY 2011	FY 2012	FY 2013	FY 2014	FY 2015	FY 2016	FY 2017
Chester	92,711	92,739	93,108	186,333	190,075	191,241	191,022
Clinton	137,537	137,494	135,013	270,252	269,158	268,843	268,411
Colchester	173,139	173,468	173,921	347,588	348,769	349,420	349,300
Colebrook	100,633	100,759	100,380	200,863	200,862	201,187	201,115
Columbia	102,589	102,714	102,996	205,826	205,576	205,510	205,463
Cornwall	113,079	113,273	111,508	223,284	223,417	224,174	224,166
Coventry	147,003	147,288	146,783	292,762	297,200	295,186	295,270
Cromwell	137,796	137,813	138,364	276,637	277,817	277,297	276,747
Danbury	421,447	421,913	421,666	847,951	855,534	861,735	862,487
Darien	165,805	165,881	166,331	334,138	335,085	336,590	339,569
Deep River	100,124	100,098	99,502	199,114	198,719	198,560	198,414
Derby	132,467	132,179	133,473	266,645	265,911	265,491	265,209
Durham	112,540	112,451	111,632	223,217	222,769	222,641	222,534
Eastford	87,945	87,923	87,571	175,099	174,957	175,010	175,000
East Granby	101,408	101,537	100,919	201,792	201,944	202,108	202,110
East Haddam	166,567	166,925	166,902	334,397	329,648	331,311	331,211
East Hampton	160,181	160,454	161,599	323,375	322,948	320,189	319,904
East Hartford	287,525	286,796	294,545	588,530	587,141	585,805	584,370
East Haven	202,025	201,362	202,209	403,741	402,897	401,912	401,245
East Lyme	161,781	162,169	160,692	320,772	318,395	318,528	320,210
Easton	113,557	113,610	113,478	227,623	227,805	227,879	228,008
East Windsor	132,410	133,170	133,006	265,770	267,394	267,564	267,266
Ellington	166,120	167,107	169,491	338,372	339,904	336,233	336,331
Enfield	275,693	276,351	270,451	536,209	534,951	535,091	534,033
Essex	108,886	108,861	107,828	215,748	215,183	214,980	214,806
Fairfield	352,088	351,992	353,759	709,719	711,140	712,467	714,539
Farmington	187,472	187,079	186,196	372,175	372,988	373,341	373,438
Franklin	62,169	62,186	62,107	128,879	129,457	129,398	129,327

Town Aid Road Fund Grant

Grantee	FY 2011	FY 2012	FY 2013	FY 2014	FY 2015	FY 2016	FY 2017
Glastonbury	230,033	229,791	232,019	463,798	465,108	461,027	460,888
Goshen	138,793	139,227	137,689	275,723	276,087	277,151	276,838
Granby	130,588	130,384	129,853	259,673	259,653	259,634	259,526
Greenwich	376,491	376,774	371,815	746,315	747,652	747,843	748,741
Griswold	99,046	99,306	96,087	191,229	191,998	192,032	192,109
Groton (Town of)	188,718	189,622	183,913	379,198	377,392	380,167	381,016
Guilford	182,714	182,610	180,707	360,766	360,844	360,832	360,793
Haddam	120,902	121,089	122,242	244,435	244,273	246,301	246,062
Hamden	327,849	327,760	335,878	669,782	668,305	673,661	672,057
Hampton	95,354	95,337	93,967	187,970	188,095	188,237	188,178
Hartford	611,143	608,585	602,523	1,205,202	1,202,455	1,201,712	1,198,978
Hartland	71,474	71,487	71,427	142,906	143,026	142,967	142,959
Harwinton	114,119	114,236	114,005	227,761	227,680	227,824	227,324
Hebron	120,105	120,249	121,239	242,181	241,561	241,222	241,021
Kent	136,384	136,707	140,498	281,309	281,659	282,751	284,619
Killingly	184,971	184,821	181,655	362,879	362,264	362,463	361,986
Killingworth	127,759	126,935	126,409	253,102	252,854	253,148	251,652
Lebanon	159,541	159,953	158,813	317,984	317,096	318,154	318,014
Ledyard	149,604	149,735	148,117	295,910	296,103	296,177	296,402
Lisbon	88,063	88,173	88,229	176,315	176,428	179,879	179,980
Litchfield	191,348	191,835	190,762	382,097	382,385	383,844	383,652
Lyme	88,955	89,008	90,145	180,231	180,143	180,114	180,020
Madison	160,997	160,708	156,997	313,666	313,685	313,633	313,305
Manchester	321,301	320,157	324,336	647,713	646,353	644,881	643,949
Mansfield	205,727	208,125	212,152	423,034	415,303	416,521	418,225
Marlborough	106,821	106,688	106,166	212,336	212,383	212,279	212,271
Meriden	334,730	333,682	336,747	671,706	669,183	666,851	665,434
Middlebury	111,282	111,353	111,695	222,998	222,906	222,806	222,973

Town Aid Road Fund Grant

Grantee	FY 2011	FY 2012	FY 2013	FY 2014	FY 2015	FY 2016	FY 2017
Middlefield	98,204	98,156	98,777	197,600	197,344	197,382	197,378
Middletown	306,660	307,332	300,874	602,120	597,667	592,846	590,410
Milford	309,408	310,455	292,726	584,316	585,695	586,204	587,972
Monroe	175,962	175,986	174,648	351,093	351,766	352,168	352,449
Montville	165,516	166,400	163,621	326,633	327,476	327,479	326,817
Morris	88,559	88,696	88,656	177,387	177,379	177,717	177,587
Naugatuck	216,192	215,912	213,014	425,230	424,180	423,171	422,743
New Britain	381,471	380,288	386,549	772,658	770,020	767,195	766,612
New Canaan	166,090	166,072	164,756	330,353	330,869	331,097	331,606
New Fairfield	139,856	139,740	137,756	276,121	276,563	276,641	276,666
New Hartford	136,747	136,961	135,109	269,963	269,858	270,291	269,713
New Haven	609,458	605,470	624,343	1,244,746	1,251,332	1,248,795	1,245,504
Newington	207,119	207,020	208,137	415,969	415,388	416,252	415,634
New London	190,300	191,018	195,243	389,684	390,188	388,445	386,996
New Milford	283,361	284,077	280,158	559,690	558,293	559,550	556,759
Newtown	234,101	234,239	234,746	470,723	469,220	469,996	470,708
Norfolk	120,252	120,505	125,228	250,822	251,076	241,630	241,494
North Branford	142,227	141,997	140,994	281,783	281,428	281,043	280,778
North Canaan	94,894	94,916	94,462	188,723	188,363	188,202	187,983
North Haven	182,366	181,685	180,748	360,908	360,171	358,358	358,089
North Stonington	121,775	121,976	119,935	239,543	239,744	240,033	240,036
Norwalk	436,250	436,988	438,715	883,599	887,652	891,306	894,294
Norwich	237,246	237,584	251,564	501,226	501,077	499,260	497,815
Old Lyme	114,712	114,781	115,071	230,000	229,908	229,901	229,764
Old Saybrook	125,722	125,625	123,611	247,536	247,093	247,044	246,823
Orange	138,417	138,096	137,915	275,454	275,147	275,103	275,112
Oxford	137,886	138,318	136,771	272,786	273,845	274,226	274,559
Plainfield	147,372	147,120	145,930	291,295	290,104	289,613	288,831

Town Aid Road Fund Grant

Grantee	FY 2011	FY 2012	FY 2013	FY 2014	FY 2015	FY 2016	FY 2017
Plainville	153,133	153,048	153,638	307,217	307,546	307,431	307,260
Plymouth	132,103	132,059	131,933	263,164	262,226	261,739	260,626
Pomfret	121,228	121,390	121,306	242,650	242,643	243,039	242,919
Portland	121,397	121,320	120,383	240,795	240,103	239,867	239,766
Preston	101,221	101,228	99,890	199,697	199,909	199,882	199,827
Prospect	119,899	120,312	119,283	238,312	240,207	240,328	240,759
Putnam	119,485	119,296	119,850	239,317	238,506	238,164	237,753
Redding	132,884	132,978	133,867	268,518	268,879	269,265	269,261
Ridgefield	188,538	188,760	188,755	378,462	378,878	379,236	379,411
Rocky Hill	168,904	168,473	170,958	341,638	341,316	342,814	344,305
Roxbury	168,789	169,220	168,476	336,540	329,802	331,615	331,244
Salem	96,928	96,981	96,716	193,327	193,620	193,672	193,534
Salisbury	146,852	147,249	145,684	291,850	292,128	284,662	284,374
Scotland	77,199	77,160	77,071	154,059	153,925	153,812	153,775
Seymour	148,975	148,936	148,739	297,024	297,032	296,883	296,588
Sharon	177,181	177,786	176,842	354,660	355,320	357,425	357,343
Shelton	250,961	251,480	245,528	493,927	495,552	501,144	503,576
Sherman	104,702	104,733	102,100	204,656	204,907	205,240	205,264
Simsbury	183,109	182,783	180,468	360,991	361,234	362,351	363,595
Somers	134,156	134,971	135,184	270,096	269,120	268,053	267,917
Southbury	193,168	190,467	189,919	379,453	379,296	377,898	378,106
Southington	261,170	261,519	260,945	521,381	523,137	523,673	524,917
South Windsor	193,651	194,385	190,345	380,375	380,687	380,491	380,283
Sprague	76,495	76,080	75,685	151,353	151,371	151,257	151,417
Stafford	197,047	197,692	197,500	392,422	392,105	393,050	392,749
Stamford	590,742	595,641	594,651	1,196,828	1,204,261	1,213,719	1,228,785
Sterling	98,097	98,070	98,165	192,375	192,124	191,937	191,884
Stonington	149,498	149,732	149,557	298,573	298,655	298,367	297,859

Town Aid Road Fund Grant

Grantee	FY 2011	FY 2012	FY 2013	FY 2014	FY 2015	FY 2016	FY 2017
Stratford	290,558	289,990	296,873	597,307	597,569	597,168	602,309
Suffield	144,226	144,031	145,553	290,658	291,302	290,413	290,620
Thomaston	112,601	112,591	112,399	224,305	223,708	223,376	222,724
Thompson	126,759	126,664	126,763	253,431	253,138	253,163	252,984
Tolland	169,552	169,946	169,856	339,493	338,861	339,123	338,796
Torrington	235,416	235,134	236,876	469,610	465,796	463,744	460,205
Trumbull	228,166	228,436	230,710	463,813	464,109	464,072	464,098
Union	62,014	62,042	62,371	124,732	124,709	124,667	124,719
Vernon	207,379	208,231	201,949	403,155	402,328	402,246	401,696
Voluntown	86,736	86,834	86,457	172,902	172,352	172,454	172,315
Wallingford	274,580	273,774	271,785	542,293	542,236	541,354	540,757
Warren	90,719	90,746	90,853	181,643	181,621	181,741	181,588
Washington	164,635	165,191	164,002	328,601	329,042	330,184	329,965
Waterbury	538,839	537,097	543,163	1,083,548	1,078,651	1,075,110	1,072,045
Waterford	159,876	159,930	161,255	321,859	321,871	321,363	320,698
Watertown	178,819	178,920	177,903	354,463	353,011	352,526	350,997
Westbrook	108,057	108,110	108,723	217,457	216,968	216,813	216,780
West Hartford	338,642	338,922	345,063	689,311	687,452	687,363	686,908
West Haven	304,025	305,453	312,766	623,599	621,676	617,903	616,673
Weston	126,116	125,997	125,154	251,145	251,516	251,636	251,771
Westport	193,305	193,642	190,000	382,031	384,848	386,468	388,556
Wethersfield	200,011	199,762	201,745	403,402	403,048	401,268	400,727
Willington	129,725	130,006	128,886	258,023	257,809	258,353	258,132
Wilton	155,982	155,935	155,824	313,130	315,846	315,938	316,218
Winchester	150,009	150,234	151,334	302,245	301,370	301,361	300,692
Windham	180,548	180,593	185,534	370,007	368,387	369,052	367,296
Windsor	204,009	204,119	202,209	404,298	404,234	403,865	403,233
Windsor Locks	132,874	132,711	131,735	263,439	263,475	263,525	263,452

Town Aid Road Fund Grant

Grantee	FY 2011	FY 2012	FY 2013	FY 2014	FY 2015	FY 2016	FY 2017
Wolcott	151,645	151,441	151,201	301,987	302,219	302,040	301,957
Woodbridge	122,397	122,213	120,690	241,267	241,007	240,893	240,646
Woodbury	144,728	144,914	148,379	296,363	295,851	296,185	295,490
Woodstock	190,281	190,702	189,578	379,886	380,393	382,200	382,032

APPENDIX 15

First Five		
Company Name	Company Location	Industry
CIGNA	Bloomfield	Insurance
NBC Sports (Phase I & II)	Stamford	Digital Media
Alexion	New Haven	Pharma
ESPN**	Bristol	Digital Media
CareCentrix	Hartford	Healthcare
Sustainable Building Systems	East Windsor	Green Technology
Deloitte	Stamford	Financial Services
Bridgewater Associates	Westport, Wilton, and Norwalk	Financial Services
Charter Communications	Stamford	Digital Media
Navigators	Stamford	Insurance
Pitney Bowes	Stamford, Danbury, and Shelton	Manuf.
EDAC	Cheshire	Manuf.
Synchrony Bank	Stamford	Financial Services
Henkel of America, Inc.	Stamford	Consumer Goods
AQR Capital Management, LLC	Greenwich and Trumbull	Financial Services
Amazon	North Haven	Consumer Goods

APPENDIX 16

Small Business Express	
Company/Borrower	Town
Naturescape LLC	Andover
Scott Electrocrafts, Inc	Andover
Coordinated Transportation Solutions Inc.	Ansonia
Grohe Manufacturing Solutions LLC	Ansonia
Better Packages, Inc	Ansonia
Kensco Inc. d/b/a Tubs and Stuff Plumbing & Supply	Ansonia
Massimino's Pizzeria, LLC	Ansonia
Shayna B's & the Pickle LLC	Ashford
American Municipal Tax-Exempt	Avon
Cahoots Hair Design	Avon
Circle of Commerce Inc.	Avon
DeManche McChristian LLC	Avon
Dr. Aucello & Associates	Avon
Hampton Ventures,LLC	Avon
iDevices LLC	Avon
Miller Foods, Inc	Avon
Nathan Accounting Group,LLC	Avon
Norwich Commercial Group Inc.	Avon
O'Neill 's Chevrolet &Buick	Avon
Patient Advocate for you, LLC	Avon
Dutch Football Academy	Avon
Hartford Noodles, LLC dba Noodles and Company	Avon
Cameo Metal Products	Beacon Falls
Fitzgerald Automotive LLC	Beacon Falls
Big Z Discount Cleaners, LLC	Berlin
Biopellet LLC	Berlin
DBS Energy Inc.	Berlin
Kern Holdings Group LLC	Berlin
Powerhouse, Inc.	Berlin

R. Pelton Builders	Berlin
Richard Machine Tool Co., Inc	Berlin
Schaller Subaru Inc.	Berlin
Serenity Shield-closed	Berlin
Sirois Tool Company Inc.	Berlin
Storm Water U.S.A.	Berlin
The Music People	Berlin
EDRO Corporation	Berlin
Astor Dental Laboratories	Berlin
Arrow Performance, LLC	Berlin
Meadow Manufacturing, Inc	Berlin
Diverse Supplier Development Academy	Berlin
Midstate Air Compressor, Inc	Berlin
Raw Food Central	Berlin
BriAry Hair Studio, LLC	Berlin
Woodbridge Estate Care, LLC	Bethany
Artech Packaging, LLC	Bethel
Artful Cinemas, LLC	Bethel
Bethel Power Equipment LLC	Bethel
Special Testing Laboratories Inc.	Bethel
Apollo Solar, Inc	Bethel
Bloomfield Market, Inc	Bloomfield
V. Carbone Hospitality	Bloomfield
Cuffie Communication-closed-HEDCO	Bloomfield
Expense Consulting	Bloomfield
Innodyne Systems, Inc	Bloomfield
JFC Construction, LLC	Bloomfield
Kool Inc. LLC	Bloomfield
MK North America Inc.	Bloomfield
Northeast Lightning Protection	Bloomfield
Pearse Bertram, LLC	Bloomfield
Point Lighting Corp.	Bloomfield
R&D Dynamic Corporation	Bloomfield
RayGinn Manufacturing	Bloomfield
Salamander Designs LTD	Bloomfield
Street Fleet Mechanics, LLC	Bloomfield
The First Nationwide Corporation	Bloomfield

Veru Tek Technologies,Inc	Bloomfield
Back East Brewery LLC	Bloomfield
CoreTemp Abrasives, LLC	Bloomfield
Thomas Hooker Brewing Company,LLC	Bloomfield
Cenaxo LLC	Bloomfield
Wolf Diaz & Cohen, Inc.	Bloomfield
Fidelco Guide Dog Foundation	Bloomfield
Tiannia, LLC	Bloomfield
BK's C&W Downtown	Bloomfield
Turbine Control, Inc	Bloomfield
Sante Restoration, LLC d/b/a Service Pro	Bloomfield
S& S Centerless Grinding, Inc	Bloomfield
Wiretek, Inc	Bloomfield
CA Howard Associates	Bloomfield
Lesro Industries, Inc	Bloomfield
Ultra Flow Dispense,LLC	Bloomfield
Whiskers While you Work, LLC dba Good Dog Spot	Bloomfield
Menefee Associates Consulting, LLC	Bloomfield
Nature's Grocer Vernon, LLC	Bloomfield
The Group Purchasing Organization,LLC	Bloomfield
Bennett & Company,P.C.	Bloomfield
The Sloppy Waffle,LLC	Bloomfield
New Creation Foundation, Inc	Bloomfield
CT Trailers	Bolton
John Dean Custom Cabinetry, LLC	Bolton
Collins and Jewell Company, Inc	Bozrah
Marty Gilman Inc.	Bozrah
The Mystic Cheese Company	Bozrah
The Gilman Brothers Company	Bozrah
A&D Lathrop Logging,LLC	Bozrah
9 Round New England, LLC	Branford
Affordable Lightning of Branford	Branford
Aleia's Gluten Free Food,LLC	Branford
American Polyfirm, Inc	Branford
Brandon Motors Inc dba Brandfon Honda	Branford
Dr. Walt Auto Specialist-closed CEDF	Branford
European Specialist LLC	Branford

Hal Brown Company Inc.	Branford
Hyundai of Branford dba Quality Hyundai	Branford
Jalapeno Heaven, Inc	Branford
Len Collins Inc.- Lenny Indian Head Inn-Sandy Disaster	Branford
S.W. Swierad Builders LLC	Branford
Shoreline Shellfish LLC	Branford
The Wilson Arms Company	Branford
Wallingford Industries	Branford
York Dental/Cerama Laboratory, Inc	Branford
Associated Medical , Inc	Branford
Jordan Paige Food Enterprises, Inc.	Branford
Antinozzi Associates, inc	Bridgeport
Bon Abbate Marketing, LLC	Bridgeport
Bridgeport Neighborhood Trust Inc.	Bridgeport
Bridgeport Regional Business Council	Bridgeport
Byrne Woodworking Inc.	Bridgeport
Charles Island Oyster Farm	Bridgeport
Commerce Drive, LLC	Bridgeport
Community Capital Inc.	Bridgeport
Connecticut Tank Removal, Inc	Bridgeport
CT Deck Pros,LLC	Bridgeport
Fosterco	Bridgeport
Global Scenic Services, Inc	Bridgeport
Greater New England Minority Supplier Development Council	Bridgeport
Index-d, LLC	Bridgeport
Infidelity Investigations,LLC	Bridgeport
Innovative Display and Design	Bridgeport
Machrotech,LLC dba Goecart	Bridgeport
Merville LLC	Bridgeport
Metrocrops,LLC	Bridgeport
Moda Studio	Bridgeport
Norwalk Wilbert Vault Company, LLC	Bridgeport
Perey Turnstile-closed	Bridgeport
Performance Logistics, LLC	Bridgeport
Premier Construction MAC, LLC	Bridgeport
Schwerdtle Stamp, Co	Bridgeport
Securemark Decal Corp.	Bridgeport

SolarChange LLC-closed	Bridgeport
Splash Bridgeport,LLC	Bridgeport
St Vincent's Health Partners, Inc	Bridgeport
Supportive Housing Works	Bridgeport
The Bites Company	Bridgeport
Tri-State Flexi-Pave Inc.	Bridgeport
VAZ Quality Works, LLC	Bridgeport
Zhu Enterprises, Inc	Bridgeport
Amodex Products, Inc	Bridgeport
Deyulio Sausage Company,LLC	Bridgeport
Dr. Kimberly Stevens	Bridgeport
Sound Coaching, Inc	Bridgeport
El Coquito, LLC	Bridgeport
101 Things to do, LLC	Bridgeport
Taco Plus, Inc d/b/a Taco Loco	Bridgeport
Kushmaahi Wine and Spirits, LLC	Bridgeport
Concrete Encounter,LLC	Bridgeport
Nano Solutions,LLC	Bridgeport
BLM Group,LLC	Bridgeport
Brewport, LLC	Bridgeport
Jimmy's Auto, LLC dba Coopers Auto Parts	Bridgeport
Dr. Bandaru Reddy dba Bridgeport Veterinary	Bridgeport
Kleenup Restoration of New England Corporation	Bridgeport
B&B Tool Company	Bristol
Barter, Inc	Bristol
Bauer, Inc.	Bristol
Bristol Market-closed-HEDCO	Bristol
C&M Screw Machine Products Inc.	Bristol
Century Spring Manufacturing Inc.	Bristol
Connecticut Tool &Cutter Co. Inc	Bristol
Crowley Buick Oldsmobile,LLC	Bristol
Etter Engineering Co. Inc	Bristol
For The Team Laundromat	Bristol
Garrett Printing & Graphics, Inc.	Bristol
Genovese Manufacturing Co	Bristol
Harvest Bakery, Inc.	Bristol
HRF Fastener Systems	Bristol

Leeann Management, LLC	Bristol
Mystique Design Solutions, Inc	Bristol
Plymouth Spring Co. Inc.	Bristol
The Allen Insurance Agency	Bristol
Metal Finishing Technologies,LLC	Bristol
Rowley Spring and Stamping Corporation	Bristol
The Arthur G. Russell Company, Inc	Bristol
B&R Installation Company Inc.	Bristol
Firefly Hollow Brewing Company,LLC	Bristol
First Class Automotive, LLC	Bristol
Novo Precision	Bristol
Springfield Spring Corp.	Bristol
AJ Tonon Dedicated Logistic	Bristol
Patterson Enterprises, LLC	Bristol
FW Blasious Jr. dba Chippanee Country Club	Bristol
Carrier Learning Center, LLC	Bristol
Conveyco Technologies, Inc	Bristol
Ross Solar Group, LLC	Brookfield
TCX Industries	Brookfield
WRK Ventures LLC-located in Glastonbury	Brookfield
Alcaide, Inc dba A&J Construction	Brookfield
Brookfield Family Denistry, LLC	Brookfield
ULIVjava,LLC	Brookfield
Baker's Dozen of Brooklyn LLC	Brooklyn
Sweet Peas Farm Market &Gourmet Foods,LLC	Brooklyn
Laurel Land Design, LLC	Burlington
PJP Coffee Enterprises- closed	Burlington
Burlington Veterinary Center, Inc	Burlington
Cellar Mate	Canaan
Loss Solution Group, LLC	Canterbury
Bevmart LLC	Canton
Kelyniam Global Inc.	Canton
Martel Transportation,LLC	Canton
New England Audio and Appliances	Canton
Valley Fireplace and Stove	Canton
Building Environmental Systems, LLC	Canton
Veternary Emergency Center,LLC	Canton

The Thompson Agency, Inc	Canton
Advanced Dentistry Inc.	Cheshire
AI-Tek Instruments	Cheshire
Barry Feldman DDS, PC	Cheshire
Ceiling Systems, Inc	Cheshire
Cheshire Fitness Zone LLC	Cheshire
CK Greenhouses, Inc.	Cheshire
Darter Specialties Inc.	Cheshire
Environmental Security, Inc	Cheshire
Healthy Mom LLC	Cheshire
Heavy Weight Inc.	Cheshire
Hobson Associates	Cheshire
Horizon Personal Training and Nutrition, LLC	Cheshire
Industrial Heater Corp.	Cheshire
Little Angel's Corner, LLC	Cheshire
Pangaro Wealth Management	Cheshire
Pediatric Associates of Cheshire, P.C.	Cheshire
Physique Plus Fitness Center Inc.	Cheshire
Stanziale Fitness LLC	Cheshire
Synergy Home Health, LLC	Cheshire
Rand Machine and Fabrication Co, LLC	Cheshire
R&R Pallet Corporation	Cheshire
Creative Dimensions, Inc	Cheshire
Connecticut Transportation Solutions, LLC	Cheshire
Power Station, LLC	Cheshire
The Marion Manufacturing Company	Cheshire
D'Addona Brothers's LLC	Cheshire
Dana Bartone & Company Inc	Cheshire
First Congregational Church Day Care and Nursey Inc. of Cheshire	Cheshire
Consolidated Industries	Cheshire
Park Assist,LLC	Cheshire
The Red Owl Jewelry and Gifts,LLC	Cheshire
Harkness Industries, Inc	Cheshire
Community Health Center Association of CT	Cheshire
Chapco, Inc	Chester
L&E Reid Restaurant	Chester
Aerocision LLC	Chester

Bausch Advanced Technologies	Clinton
Hometown Waste LLC	Clinton
The Coffee Break Canteen LLC	Clinton
Kenyon International, Inc	Clinton
AgroScience	Colchester
LexiConn Internet Services, Inc	Colchester
Stephanie Anne Bethune	Colchester
International Cordage East, Ltd	Colchester
Damaj Enterprise, LLC	Colchester
Infinity Farm	Columbia
Skungamaug Clubs, Inc	Coventry
Charles Boggini Company, LLC	Coventry
Advanced Copy Technologies	Cromwell
Arthur Scovill d/b/a Scovill Landscaping Contractors Garden Center	Cromwell
Carey Manufacturing Company, Inc	Cromwell
Connecticut Urgent Care Centers, LLC	Cromwell
Executive 2000 Transportation, LLC	Cromwell
JDM Bookkeeping and Payroll Services	Cromwell
Patriotek, LLC	Cromwell
Pete's Carstar, Inc.	Cromwell
Quantum, LLC D/B/A Baci Grill	Cromwell
Telserv, LLC	Cromwell
The Computer Company	Cromwell
What a Life Co. LLC	Cromwell
Wow Superclub of Cromwell	Cromwell
Fibre Dust, LLC	Cromwell
Miss Frances School of Dance, Inc	Cromwell
Billy Jean, Inc. dba Two Men and a Truck	Cromwell
AdDent Inc.	Danbury
Airlink Ground Transportation	Danbury
All Tech Auto/Truck Electric, Inc	Danbury
Benay Enterprises	Danbury
Cooper Marketing Group	Danbury
Dylison, LLC	Danbury
Eastern College Athletic Conference (ECAC)- relocation from MA to CT	Danbury
Funkoos, Inc	Danbury
Graphline II, LLC-out of business	Danbury

Greenway Industries Inc.	Danbury
Macromark, Inc	Danbury
Sherrie Krupnick Associates, LLC closed CEDF	Danbury
Sounds Incredible Mobile LLC	Danbury
Total household, Inc	Danbury
Danbury Sports Dome, LLC	Danbury
T.P. Cycle Engineering Inc	Danbury
ESCO Advisors,LLC	Danbury
Sperry Rail, Inc.	Danbury
MyGrotel, Inc	Danbury
Sigmund Software,LLC	Danbury
Cooper Marketing Group, Inc	Danbury
Optimum Medical, LLC	Danbury
Enhance a Colour Corporation	Danbury
Spectral Systems, LLC	Danbury
HTM Partners, LLC	Danbury
Di Muro Awards,LLC	Danbury
PMC Engineering,LLC	Danbury
Giant Pizza, Inc	Danielson
Clare Hair Darien	Darien
Darien Auto Specialists Inc.	Darien
Caleb Moore MD, LLC	Darien
Circulent,LLC	Darien
Interpro LLC	Deep River
Privateer ,LTD	Deep River
Inventec Performance Chemicals USA,LLC	Deep River
Empire Tool LLC	Derby
Steven Tolin Enterprises LLC dba New England Auto World	Derby
M&B Enterprise, LLC dba Wholesale Poster Frames	Derby
Aperture Optical Sciences Inc.	Durham
Building One Facility	Durham
JK Muir LLC	Durham
Perk on Main	Durham
Technical Manufacturing Corp.	Durham
Nosal Builders, Inc	Durham
Joining Technologies,Inc	East Granby
MacNaughton Builders	East Granby

Boardman House B&B	East Haddam
C.T. Kagel and Associates	East Haddam
Connecticut Yarn and Wool Company	East Haddam
Hillside Sweet Shoppe, LLC	East Haddam
J.H. & C.S. Odell LLC	East Haddam
Cameron Family Farm, LLC-closed	East Haddam
Dutch Oil Company, Inc	East Haddam
Bevin Brothers Manufacturing	East Hampton
Flannery Enterprises LLC	East Hampton
Great Rock Management , LLC dba Hubby for Hire	East Hampton
PSI Plus	East Hampton
Tierney Electric Inc	East Hampton
Sports on 66, LLC	East Hampton
A Plus Installation	East Hartford
BL Plastics Slitting and Converting	East Hartford
Capa Di Roma	East Hartford
Circle of Life: Arts for All, Inc.	East Hartford
Connecticut Center for Advanced Technology	East Hartford
Elite Construction Rentals LLC	East Hartford
Environmental Office Solutions Inc.	East Hartford
Faith Asset Management,LLC	East Hartford
Foresite Technologies Inc.	East Hartford
Governor's Auto Body, Inc	East Hartford
Granny's Pie Factory	East Hartford
Litigation Solutions, LLC	East Hartford
New England Garden Center	East Hartford
Olde Burnside Brewing Company, LLC	East Hartford
Savin Foods USA Inc.	East Hartford
Sofrito Puerto Rico LLC closed CEDF	East Hartford
SweetMaven, LLC	East Hartford
Unas Grinding Corporation	East Hartford
United Korean Martial Arts	East Hartford
Upscale Surfaces LLC	East Hartford
Your Choice Auto, LLC	East Hartford
Active Technologies, LLC d/b/a Final Site	East Hartford
East Point Systems, Inc	East Hartford
Signal Service,Inc	East Hartford

Burnside Market, LLC	East Hartford
Carmine Pellegrino dba Carmine's Steakhouse Bar and Grill	East Hartford
Social Agency, LLC	East Hartford
VR Sim, Inc	East Hartford
Hugh Finch, Jr. DDS.PC	East Hartford
Chuck's Automotive, LLC	East Hartford
RSL Fibers Systems, LLC	East Hartford
Absolute Precision Group, LLC	East Hartford
3D Asset Management, Inc	East Hartford
New England Electric Services,LLC	East Hartford
Blackhawk Equipment Rental,LLC	East Hartford
Clover Corporation	East Hartford
Hydro Honing Laboratories,Inc dba Peening Technologies of CT	East Hartford
Twainsync Ventures, Inc	East Hartford
Dermatologic Cosmetic Laboratories	East Haven
Innovative Engineering Services LLC	East Haven
Select Fence	East Haven
Trash Master LLC	East Haven
Specialized Data Systems, Inc	East Haven
Innovative Engineering Services,LLC	East Haven
Overshore Brewing co.	East Haven
Advantage Personal Training, LLC	East Lyme
Genesys Diagnostics Inc.	East Lyme
Gilberties Restaurant LLC/Lazy Burrito-closed	East Lyme
Handyman Services of CT, LLC	East Lyme
MG Shoppe, LLC	East Lyme
Premier Business Services	East Lyme
Shoreline Screen Printing,LLC	East Lyme
Pape Chiropractic and Wellness Center	East Lyme
Natural Food Store, LLC	East Lyme
Niantic Acupuncture & Family Wellness, LLC	East Lyme
APT 2,LLC Advantage Personal Training	East Lyme
Tranquil Balance	East Lyme
Niantic Bay Shellfish Farm, LLC	East Lyme
Avalon Advanced Technologies and Repair, Inc	East Windsor
Four Fathers Inc d/b/a Sports World-Natural Disaster-Tornado	East Windsor
FSM Plasticoid Manufacturing Inc.	East Windsor

Herb Holden Trucking, Inc	East Windsor
KTI, Inc.	East Windsor
Pyramisa Marble & Granite	East Windsor
R & R Tool & Die, LLC	East Windsor
RFL Distributors, LLC	East Windsor
Trento Group	East Windsor
Olendar's Of Enfield Region, Inc	East Windsor
Specialty Packaging, LLC	East Windsor
Harken's Garden Center & Supply, LLC	East Windsor
Dri Air Industries, Inc	East Windsor
Broad Brook Brewing, LLC	East Windsor
Willie's Lawn Care	Eastford
Gilberties's Herb Garden	Easton
Eagle Valley Eco Fuel Inc. closed	Ellington
Earthlight Technologies	Ellington
Gerber Construction Inc.	Ellington
Little House in the Country Child Care LLC	Ellington
The Sports Department LLC	Ellington
Trans-Tek, Inc	Ellington
Wastewater Services, Inc	Ellington
Dymotek Corporation	Ellington
The Barn Yard Enterprises, Inc	Ellington
Eastern CT Physician Associates, LLC	Ellington
Connecticut Mulch Distributors, Inc	Enfield
Control Module, Inc	Enfield
Earth Gem Gift Shop, LLC closed CEDF	Enfield
Enfield Printing	Enfield
Excel Technologies	Enfield
Gall Development	Enfield
Hanna Electric	Enfield
Jo Ann Walk	Enfield
Phoenix Manufacturing Inc	Enfield
Soapstone Media, Inc	Enfield
Towne House Styline Salon	Enfield
U.S. Glass Distributors	Enfield
Viola, Chrabascz Reynolds and Co. LLP	Enfield
Yankee Casting Company, Inc	Enfield

Databind Corporation	Enfield
Hanna Electric	Enfield
Marks Motorsports, LLC	Enfield
Enfield Testing and Balancing Inc	Enfield
Interlocking Connections,LLC	Enfield
The Obama Group,LLC	Enfield
Peerless Tool and Machine Company, Inc	Enfield
Carr, Douglas & Cline LLC	Essex
Marie Ricci Collections, Inc	Essex
Nalas Engineering	Essex
TM Ventures,LLC	Essex
Valley Railroad Company	Essex
Bell Power System, LLC	Essex
A&S Fine Foods of CT. Inc.	Fairfield
Associated Podiatrists of Fairfield,LLC	Fairfield
Blue Shield Trucking LLC	Fairfield
CT. Challenge, Inc. dba Center for Survivorship	Fairfield
Fairfield Colony	Fairfield
Inn at Fairfield Beach, LLC-Sandy Disaster	Fairfield
Manaji Worldwide,LLC	Fairfield
Maritime Motors of Fairfield Inc.	Fairfield
New England Smart Energy Group, LLC	Fairfield
Paul Miller Nissan, LLC	Fairfield
Residential Waste Systems, LLC	Fairfield
Spark Studios LLC	Fairfield
Temi-Pay, LLC	Fairfield
Trim Clip, LLC	Fairfield
Westfair TV LLC	Fairfield
Wilson Holy Smoke BBQ, LLC	Fairfield
GcG2 (Fairfield)	Fairfield
Fairfield Theatre Company, Inc	Fairfield
The Business Council of Fairfield County Foundation, Inc.	Fairfield
Handyman Express Energy Solutions, LLC	Fairfield
G&S Produce Direct,LLC	Fairfield
Connect Partners, Inc	Fairfield
Central National Gottesman dba AT	Fairfield
Seven Stars Home Care Services,LLC	Fairfield

ADNET Technologies	Farmington
Berstein Magoon Gay, LLC	Farmington
Cheminpharma LLC	Farmington
CJ Public Relations, Inc	Farmington
CT Liberty Mortgage,LLC	Farmington
Hodge LLC	Farmington
Horen Chiropractic	Farmington
I-Mark, Inc	Farmington
Infrastructure Material Management, LLC	Farmington
Murray Kaizer, Inc	Farmington
Orchid Advisors, LLC	Farmington
PBRESCT,LLC	Farmington
Pinnacle Maintenance LLC	Farmington
Salud Partners Care, LLC	Farmington
The Discovery Center Inc.	Farmington
The University of CT Research and Dev Corporation	Farmington
The Walker Group	Farmington
U and G Landscaping and Masonry, LLC	Farmington
Turbine Technologies, Inc	Farmington
Madigan Millworks, Inc	Farmington
Avitus Orthopedics, Inc	Farmington
Fluid Control Solutions, LLC	Farmington
Talus Partners, LLC	Farmington
Karelia, LLC	Farmington
SAAR Corporation	Farmington
Talcott Center for Child Development,LLC	Farmington
Nervomatrix Corporation	Farmington
MVP Systems Software, Inc	Farmington
Blue Slope Sawdust Inc.	Franklin
Edwin R. Muenzner, CPA, LLC	Franklin
American Integrity Restoration, LLC	Glastonbury
Calmarie Pain Therapies	Glastonbury
Cheryl Newton Architect	Glastonbury
Conard Corporation	Glastonbury
Corrine Wedding	Glastonbury
CT. Confections LLC-closed	Glastonbury
DBP Group	Glastonbury

FX Design Inc.	Glastonbury
Giamalis and Company, LLC	Glastonbury
Harry Pizza	Glastonbury
Hopewell Associates, LLC (2 Hopewell)	Glastonbury
Maffe Financial Group, Inc	Glastonbury
MJ Emonds Mechanical Contractors, LLC	Glastonbury
One Mechanical Group	Glastonbury
R2 Graphics Inc.	Glastonbury
Raditaz LLC	Glastonbury
Safe Roof Cleaning, LLC	Glastonbury
T& T Design, LLC	Glastonbury
Tripleplay Financial Services	Glastonbury
Wooden-it-be-Nice Inc.	Glastonbury
Wow Superclub of Glastonbury	Glastonbury
EA Quinn Landscape Contracting, LLC	Glastonbury
The Pharmacy Group,LLC	Glastonbury
Celtic Energy, Inc	Glastonbury
Brase, Inc	Glastonbury
Pinto Manufacturing,LLC	Glastonbury
Armored Info, inc	Glastonbury
Tulimieri Associates, Inc	Glastonbury
Gene Langan Volkswagen of CT	Glastonbury
Gottfried and Somberg Wealth Management,LLC	Glastonbury
Solidify, Inc	Glastonbury
Pelletier Home, LLC	Glastonbury
Pool Administrators,Inc	Glastonbury
The Fresh Monkee, LLC	Glastonbury
Bellamy Home Improvementsm Inc. dba Harmony Home Improvements, Inc	Glastonbury
Lazaridis, Inc	Glastonbury
Damato Chiropractic Center of Glastonbury,LLC	Glastonbury
Back in Touch Wellness Center	Granby
BLT Industries	Granby
Joy Newton, LLC	Granby
360 Diva, LLC	Greenwich
Aried Enterprises d/b/a The Greenwich Medical Group	Greenwich
Curtain Works, LLC	Greenwich

Mandragore LLC-closed	Greenwich
Soundshore Technology Group	Greenwich
Steven Mueller Architects LLC	Greenwich
Stone Age Contractor's, LLC	Greenwich
Turq, LLC	Greenwich
Charles Hilton Architects, LLC	Greenwich
Pera Brothers, Inc	Greenwich
Level Up Village, Inc	Greenwich
Bedford Bridge Fund, LLC	Greenwich
Baobab Asset Management,LLC	Greenwich
RJTB Group,LLC	Greenwich
Summit7 LLC, dba Zantac Greenwich	Greenwich
Stellar Mar OysterCo, LLC	Greenwich
The Grill Daddy Brush Company	Greenwich
SH Ventures, Inc dba Something Natural	Greenwich
Coleman Drilling	Griswold
Nor'easter Installation, Inc	Griswold
Boundaries,LLC	Griswold
Dante, LLC	Griswold
Aqua Massage International Inc.	Groton
Arcanatura LLC	Groton
Bowe Enterprises,LLC	Groton
East Hampton Café d/b/a TSS Print Shop	Groton
EasyMeeting, Inc	Groton
Fields of Fire	Groton
Hawk's Nest Publishing	Groton
Jason Cernglia dba Amerprise Financial	Groton
New England Wares Inc d/b/a Franklin General Store	Groton
Orion Manufacturing LLC	Groton
Southeastern CT Television, Inc	Groton
Southern New England Fisheries News-closed Sector	Groton
Systemedic, Inc	Groton
Klewin Construction, Inc	Groton
Delonti,Inc	Groton
Urgent Care of Groton, LLC	Groton
LBI, Inc	Groton
Mystic River Residential Care, Inc	Groton

Home Salon and Spa, LLC	Groton
Components for Manufacturing	Groton
Fishery News	Groton
Automotive Unlimited Inc. Palumbos Automotive Unlimited	Guilford
Clarity Software Solutions Inc.	Guilford
Food Farmacy, LTD	Guilford
Hospital Energy, LLC	Guilford
Trans-Ad Outdoors, LTD	Guilford
Market Share Inc, dba Get Wireless Now	Guilford
Navtec Rigging Solutions, Inc.	Guilford
Shoreline Diner and Vegetarian Enclave, Inc	Guilford
H2 O Farm Connecticut,LLC	Guilford
Nerds to Go, Inc	Guilford
Rea Magnetic Wire Company	Guilford
Green Grove, Inc	Guliford
CT River Line, LLC	Haddam
Location Ready,LLC	Haddam
Utility Marketing, Inc. d/b/a Nehemiah Brainerd House Bed and Breakfast	Haddam
Derie Currie Insurance Agency	Hamden
Diversifield Technology Consultants, Inc	Hamden
Internal Medicine of Greater New Haven	Hamden
Kramden Enterprises (dba Eli's on Whitney)	Hamden
Number One Fish Market Inc	Hamden
R. Eugene Torrenti LLC	Hamden
Statement USA, LLC	Hamden
The Shore Thing, LLC	Hamden
The Smart Start Preschool and Learning Center	Hamden
Trinity Battery, Inc	Hamden
Burt Process Equipment, Inc	Hamden
Vindicet, LLC	Hamden
Mike Ross Photography	Hamden
Ambassdor Property Group	Hamden
Piggyback Rides, LLC	Hamden
New Era Gymnastics,Inc	Hamden
Carlton Industries Corp.	Hamden
Three Brothers Diner,LLC	Hamden
Home Health Specialty Services, Inc	Hamden

New England, CNC, Inc	Hamden
Northford Ice Pavilion,LLC	Hamden
Farmington River Holdings Inc -dba Earmark	Hamden
Young Developers, LLC	Hamden
Votto Vines	Hamden
Darren Smith dba HS Drywall	Hamden
Greater New Haven ASC LLC	Hamden
Donahue General Contractors Inc.	Hampton
ABL Enterprises	Hartford
Abyssinian Food/Venic Pizza	Hartford
Amenta/Emma Architects, PC	Hartford
American Masons and Building Supplies	Hartford
Back9Network Inc.	Hartford
Baronet Coffee, Inc.	Hartford
Billing Forge Community Works, Inc	Hartford
Capital Masonry Company, Inc	Hartford
Capitol Printing Co.	Hartford
Change Inc.	Hartford
Charter Oak Cultural Center	Hartford
CPI Manufacturing	Hartford
Crest Mechanical Services,Inc	Hartford
CT. Science Center	Hartford
Downtown Yoga, LLC	Hartford
Euro Performance Cars, Inc. dba Valenti Fiat	Hartford
Evay Cosmetics	Hartford
Express Kitchen	Hartford
Fichman Eye Center	Hartford
Final Trac,LLC	Hartford
Firebox,LLC	Hartford
Fitness Squared LLC	Hartford
Fitzgerald and Halliday, Inc	Hartford
Freeman Companies LLC	Hartford
Genomas Inc.	Hartford
Gima, LLC	Hartford
Hartford Area Habitat	Hartford
Hartford Business Supply Inc.	Hartford
Heart of the Harvest	Hartford

Howard K. Hill Funeral Services LLC	Hartford
Hybrid Insurance Agency, LLC-closed	Hartford
Imagine That	Hartford
Innovative Financial Services	Hartford
International Institute of Cosmetology LLC	Hartford
IT Direct, LLC	Hartford
JAK Contractors	Hartford
Jiwan Corporation	Hartford
K&M Jewelers	Hartford
Knox Parks Inc.	Hartford
L&P Gates Company, LLC	Hartford
Living Word Imprints	Hartford
Maids on Call	Hartford
Martinez Group, LLC	Hartford
Niro Design Center, LLC-closed	Hartford
NoreMac, LLC-Think it Drink it	Hartford
Northeast Neighborhood	Hartford
Pizza Plus, Inc	Hartford
Polo Club	Hartford
Prestige Motor Cars	Hartford
Primary Prevention Homecare	Hartford
Reliable Electric Motors Inc.	Hartford
RK Insulation	Hartford
Roggi's Garage Inc.	Hartford
Sharon Wright d/b/a International Hair Studio	Hartford
Sigourney Market	Hartford
Smith Whiley& Company	Hartford
SpeedReading People LLC	Hartford
Star Hardware Corp.	Hartford
TAZ Management. LLC dba TAZ Tax Services	Hartford
The Hartford Granite & Marble Company, LLC	Hartford
The Place To Be Restaurant	Hartford
Treasure, Inc. d/b/a/ Barato	Hartford
Trinity Episcopal Day School	Hartford
Urban Contractor of CT	Hartford
Valenti Cadillac, LLC	Hartford
Soda Service of Hartford/Alpine, Inc	Hartford

Electrical Power Solutions, LLC	Hartford
Camp Courant, Inc	Hartford
The Latino News	Hartford
Rangasamy Enterprises, Inc	Hartford
Reno's Auto Body and Repair, Inc	Hartford
The Pyne-Davidson Company	Hartford
Martinaj Brothers Construction, LLC	Hartford
Sycast, Inc	Hartford
Blue Hills Civic Association, Inc	Hartford
Leadership Greater Hartford, Inc	Hartford
Futuramik Industries, Inc	Hartford
Murti Corporation	Hartford
Social Enterprise Trust Inc dba REsET	Hartford
Integrated Compliance Solution	Hartford
Infinity Hall Hartford	Hartford
Hartford West Indian Bakery	Hartford
Handz-on-Inc	Hartford
Upper Albany Main Street Program	Hartford
Hemingway, LLC	Hartford
The West Indian Social Club	Hartford
Hartford Sweat, LLC	Hartford
Connecticut Mason Contractors, Inc	Hartford
Chiefofstaff.com	Hartford
JCJ Business Corp, Inc	Hartford
DSV,LLC	Hartford
Best Gutter	Hartford
Mary Tierra	Hartford
Rego Realty, Corp	Hartford
Bear's Smokehouse, LLC	Hartford
Chrysalis Center, Inc	Hartford
Airport Road Auto Body, Inc	Hartford
Beckett Law, LLC	Hartford
Vito's by the Park, LLC	Hartford
Ten Digit Communications, LLC	Hartford
Crosskey Architects, LLC	Hartford
Owneraide, Inc	Hartford
BB Transport	Hartford

Juicy J Juice Bar, LLC	Hartford
Moore Chore Cleaning	Hartford
Sammy's Hot Dog	Hartford
Troche's Night Train	Hartford
El Rincon Boricua	Hartford
Cliniflow Technologies,LLC	Hartford
Thomas Hooker Brewing Company DBA Thomas Hooker at Colt,LLC	Hartford
Metal Industries, Inc	Hartford
World Business Capital, Inc	Hartford
Theaterworks' Inc	Hartford
7 Summits Construction,LLC	Hartford
The Hartford Club	Hartford
Boundless Performance Systems, LLC	Hartford
LindaCare, LLC	Hartford
International Hartford, LTD	Hartford
Van Allen Plumbing & Heating LLC	Harwinton
Fireside Supply, Inc	Hebron
Hebron Center Denistry, LLC	Hebron
Ryno Transport Solutions,LLC	Hebron
The Food Cycle,LLC	Kent
Crew Design, Inc	Kent
Amplisound, Inc	Killingly
Humme Radio TV & Appliance	Killingly
Jolley Concrete	Killingly
K-Town Automotive LLC	Killingly
Renee's Working Girl Catering	Killingly
APC Recycling LLC-closed	Killingworth
Overshores Brewing Company	Killingworth
Grass Sticher	Lebanon
First Leaps Together,LLC	Ledyard
Thames Aquatic Club, LLC	Ledyard
Wildowsky	Lisbon
American Backplane, Inc	Litchfield
Gemni Seafood, LLC	Litchfield
Integrated Illuminations Systems	Litchfield
M. Lahart & Co., LTD	Litchfield

M. Lahart and Company, LTD	Litchfield
Twenty2LLC	Litchfield
Jean Mae,LLC dba The Spa at Litchfield	Litchfield
Litchfield Athletic Club	Litchfield
Grow Home Organics LLC	Madison
Madison Art Cinemas, LLC	Madison
MGS Research Inc.	Madison
Taco Pacifico, LLC	Madison
Pucuda, Inc	Madison
CT Vison Center d/b/a Envision d/b/a Madison Eye Care	Madison
Always Best Care Senior Services of Central CT	Manchester
Atlantic Canvas and Awning	Manchester
Bolton Aerospace	Manchester
Cassetta Management Group d/b/a Burger FI	Manchester
Charles Angelo Manufacturing,LLC	Manchester
Clay Furniture Industries, Inc.	Manchester
Community Child Guidance Clinic, Inc	Manchester
Divine Treasures,LLC	Manchester
Empire Industries, Inc	Manchester
Graphic West Packaging Mancinery, LLC	Manchester
Hardware on Wheels, LLC	Manchester
J&A Gas and Co., LLC	Manchester
Lyco Inc.	Manchester
Manchester Ice and Fuel Inc	Manchester
Marcus Communication, LLC	Manchester
Onyx Spirits Co. LLC	Manchester
Richard A. Fichman	Manchester
The Robert Lord Company	Manchester
Tri State Brick of Connecticut	Manchester
Knife and Fork II, LLC	Manchester
Manchester Pediatric Associates,LLC	Manchester
Lobo & Associates, LLC	Manchester
Parkerville Wood Products,Inc	Manchester
Highland Manufacturing	Manchester
Woven Orthopedic Technologies, LLC	Manchester
Rosenlict and Ansari, P.C.	Manchester
Beauty by Design	Manchester

DiDi ,LLC	Manchester
Arias Agency,LLC	Manchester
Stamprite Machine Company	Manchester
October Kitchen	Manchester
Control Stations, Inc	Manchester
Aquatic Sensor Network Technology,LLC	Mansfield
Biorasis Inc.	Mansfield
FroyoWorld Uconn, LLC	Mansfield
Greenstar LLC	Mansfield
Liteldeas	Mansfield
Sam Tree, LLC	Mansfield
The Vanilla Bean Café. Inc.	Mansfield
Think it Drink it- (retail store located in Storrs Center-Uconn)	Mansfield
Kukal, Inc dba Chuck's Margarita Grill	Mansfield
Secor Water, LLC	Mansfield
Getittoasted,LLC	Mansfield
Diversified Brokerage Corporation	Marlborough
Elliot Enterprises	Marlborough
Heartwood Cabinetry, Inc	Marlborough
Little People Unlimited dba Discovery Zone Learning Center	Marlborough
Marlborough County Bakery and Deli, iNc.	Marlborough
Marlborough Plastics Inc .	Marlborough
Northeast Powerwashing, LLC	Marlborough
Premier Accounting Group LLC	Marlborough
SM Welch, LLC	Marlborough
InsulAttic, LLC	Marlborough
Connecticut Propane and Petroleum	Marlborough
Aeroswiss, LLC	Meriden
Automotive Care Recycling, LLC	Meriden
BNR Motors Inc.	Meriden
Brand Nu Laboratories, Inc	Meriden
CT Carpentry Group	Meriden
Great Blue Research, Inc	Meriden
Komal Inc d/b/a Pretzel Time	Meriden
LaRosa Construction Co., Inc.	Meriden
Luchs Consultant Engineers,LLC	Meriden
MAB Rink Management,LLC	Meriden

Pony Entertainment Apparel	Meriden
Q-S Technologies Inc.	Meriden
State Wide Insurance LLC	Meriden
State Wide Insurance LLC	Meriden
Stay Fresh Foods, LLC	Meriden
Syssa Aircraft	Meriden
The Professional LLC dba Integrated Security Group	Meriden
The Rockfall Company	Meriden
Logan Steel, Inc	Meriden
ASG Computer Services, Inc	Meriden
Record Journal Inc	Meriden
Eben-ezer Restaurant, LLC	Meriden
Taino Smokehouse, LLC	Meriden
Turbo American Technology,LLC	Meriden
Nina's LLC	Meriden
Connecticut Carpentry Group,LLC	Meriden
Ragozzino Foods, Inc	Meriden
Crystal Grocery Store,LLC	Meriden
CMB Exchange LLC	Middlebury
Nolaro 24, LLC	Middlebury
The Natural and Organic Pet, LLC	Middlebury
Weise Choice Tree Services LLC	Middlebury
Lenkowski,Lonergan & Co, LLP	Middlebury
O2Concepts, LLC	Middlebury
Lenkowski, Lonergan & Co, LLP	Middlebury
Hop Brook Counseling Center, LLC	Middlebury
Wepeco Plastics	Middlefield
Outer Light Brewing Company, LLC	Middlefield
Powder Ridge Mountain Park and Resort	Middlefield
Ramar Hall, Inc	Middlefield
Advanced Sportsplex and Training Center,LLC	Middletown
Centerplan Construction Co.	Middletown
Dino's Oil,LLC	Middletown
EG Salon, LLC	Middletown
Executive Caterers, LTD	Middletown
Ferazzoli Imports of New England Inc.	Middletown
Futures,Inc	Middletown

Get Insured	Middletown
Good Neighbor Insurance, LLC	Middletown
Greenskies Renewable Energy	Middletown
Guilmartin, DiPiro and Sokolowski LLC	Middletown
ID Mail Systems Inc.	Middletown
It's Only Natural Market, LLC	Middletown
Leaf Only,LLC	Middletown
Lizzy B's Sweet Celebration- closed CEDF	Middletown
Michael Turner Enterprises, LLC-closed	Middletown
ModaCrete, Inc	Middletown
NATs Inc	Middletown
O'Rourke's Diner LLC	Middletown
Pro Tech Automotive LLC	Middletown
Stubborn Beauty Brewing Company	Middletown
Test Logic, Inc	Middletown
Wesleyan Potters Inc.	Middletown
World Gym Fitness of Middletown	Middletown
Charles Computer Services,LLC	Middletown
566 Washington Street-Mobil 1	Middletown
Jessica's Color Room	Middletown
Pegasus Holding Company, Inc	Middletown
Nice-T-Shirts, LLC	Middletown
CT Preengineering Program	Middletown
Stone Fabricators, LLC	Middletown
Armani Restoration, Inc	Middletown
Aculer, LLC	Middletown
Oak and Velvet, LLC	Middletown
Change, Inc	Middletown
RecDesk, LLC	Middletown
NoRA Cupcake Company	Middletown
Cinder & Salt, LLC	Middletown
Archer Sign Service LLC	Milford
B&A Company, LLC	Milford
Black Knight Services	Milford
Bobette's Takeout Bistro	Milford
Drilling Dynamics	Milford
DrillMaster-Eldorado Tool, Inc	Milford

EAO Switch Corp.	Milford
Ferrara Improta, Inc	Milford
Glacier Computer	Milford
Outbound Inc.	Milford
Red Mat Media, Inc	Milford
Roadwerx Inc.	Milford
Leap the Pond, LLC	Milford
Pinpoint Promotions and Printing, LLC	Milford
Milford Animal Hospital, PC	Milford
Queen Zuri LLC dba Queen Zuri New Orleans Delicacies	Milford
Aquinas Consulting,LLC	Milford
Holler Law Firm, LLC	Milford
Paloma Restaurant	Milford
Q-Trans, Inc	Milford
First Choice College Placement,LLC	Milford
R.J. Testo and Associates	Milford
Rumley Family Chiropractic, LLC	Milford
Oasis Capital Holdings,LLC dba Fastsigns	Milford
Bad Sons Beer Co., Inc.	Milford
BML Tool & Mfg. Corp.	Monroe
Churchill Classics, LTD	Monroe
Compounded Solutions in Pharmacy, LLC	Monroe
DR Charles Environmental	Monroe
Redwoods LLC-closed	Monroe
Salon Sanctuary Day Spa, LLC	Monroe
Lice Treatment Center	Monroe
Property Protection Consulting,LLC	Monroe
Mondial Automotive, Inc	Monroe
Accutrol,LLC	Monroe
Gold Star Construction,LLC	Montville
Kra-ze LLC	Montville
The Past,LLC	Montville
Wright Transportation, Inc	Montville
Berkshire Forklift	Morris
Hospital Marketing Services	Naugatuck
Siefert Associates, LLC	Naugatuck
Sugar Mountain Enterprises, LLC	Naugatuck

The Original Curb People LLC	Naugatuck
To Scents, LLC dba Terri's Flower Shop	Naugatuck
Con-Tec, Inc	Naugatuck
Hospital Marketing Services Company Inc	Naugatuck
Jane Doe No More	Naugatuck
Contorq Components,LLC	New Britain
CT. Valley Bindery Inc.	New Britain
D&Swelding and Fabrication	New Britain
Ek-Ris Cable Company, Inc	New Britain
Everything 2 wheels	New Britain
Farrell Treatment Center LLCV	New Britain
FDMM Associates Inc.	New Britain
Formalwear by Debonair	New Britain
Gallagher Buick GMC, Inc	New Britain
HSB Aircraft Components,LLC	New Britain
Marsam Metal Finishing Company	New Britain
Mega Manufacturing	New Britain
New Britain Museum	New Britain
Oxford Industries of CT, Inc	New Britain
Riley's Gourmet, LLC	New Britain
Schaller Imports Inc.	New Britain
Sign Pro, Inc	New Britain
The John Boyle Company	New Britain
Varsk Machine LLC	New Britain
Victory Energy Solutions LLC	New Britain
Emanuele Mangiafico, Attorney at Law	New Britain
D& K Communications, Inc	New Britain
SoundPack, LLC	New Britain
Admill Machine Co. LLC	New Britain
Integra-Cast, Inc	New Britain
Hope Home Health Agency	New Britain
Superb Steel,LLC	New Britain
Dioluce,LLC	New Britain
Southpack, LLC	New Britain
Krakus Meat Market, LLC	New Britain
Alvarium Beer Company	New Britain
Borinquen Bakery, LLC	New Britain

Intelligent Clearing Network	New Canaan
Local Yokel Media, LLC	New Canaan
Pine Street Cleaners, Inc	New Canaan
Nootools, LLC	New Canaan
Korfel LLC dba Critterfence	New Hartford
Syntac Coated Products	New Hartford
2 Cuzins	New Haven
ABC Printing, Inc	New Haven
Applivate, LLC	New Haven
Bend over Backwards	New Haven
Café Romeo, LLC	New Haven
Christopher Martins, Inc	New Haven
Coordinating Council for Children in Crisis, Inc.	New Haven
Del Monico Hatter, Inc	New Haven
Directed Connections aka Occams Resources	New Haven
Economic Development Corp. of NH	New Haven
EleMar New England Marble & Granite, LLC	New Haven
Elm City Food Cooperative, LLC	New Haven
Fat Gaucho Wines, LLC	New Haven
Frederick Giampietro Jr. d/b/a Fred Giampietro Gallery	New Haven
Gelato Guiliana LLC	New Haven
Globele Energy, LLC	New Haven
Greenleaf Biofuels LLC	New Haven
Grey Wall Software, LLC	New Haven
Innovative Health Plan, LLC	New Haven
Innovative Insurance Specialist, LLC	New Haven
Katalina's LLC	New Haven
Mutual Housing Assoc. of South Central	New Haven
Neighborhood Housing Services of New Haven, Inc.	New Haven
New England Seating Company, LLC	New Haven
Newton-Foster Home Care Agency, LLC	New Haven
Nova Tract Surgical, Inc	New Haven
Queralt, Inc.	New Haven
Rainmaker LLC dba Mea Mobile	New Haven
See Click Fix, Inc	New Haven
Solution Center, LLC	New Haven
Space Craft Manufacturing, Inc	New Haven

Technolutions,Inc	New Haven
The Green Life Guides LLC	New Haven
Track 180 Digital Media, LLC	New Haven
Trevi Therapeutics, Inc	New Haven
Pediatric and Medical Associates, P.C.	New Haven
Neville Wisdom, LLC	New Haven
FreshBev,LLC	New Haven
Prime Management LLC	New Haven
Khaley & Associates, LLC	New Haven
Square 9 Softworks, Inc	New Haven
The Distributors of New Haven, Inc.	New Haven
All our Kin, Inc.	New Haven
Westville Community Nurse School, Inc	New Haven
Digital Surgeons	New Haven
Device42, LLC	New Haven
Prometheus Research LLC	New Haven
Bansley Anthony, LLC	New Haven
Four Flour Baking Company, LLC	New Haven
Pirie Associates Architects , LLC	New Haven
Panaderia Pan del Cielo	New Haven
Tio Willie's LLC	New Haven
NESAIM,LLC	New Haven
New Haven Symphony Orchestra,Inc	New Haven
Heavenly Icing, LLC	New Haven
Bold Wood Interior,LLC	New Haven
CT Center for Arts and Technology	New Haven
Emerge Connecticut, Inc	New Haven
Global Entertainment & Media	New Haven
Demographic Perspective	New Haven
Christopher Williams Architects, LLC	New Haven
Integrated Wellness Group,LLC	New Haven
Gracie's Kitchen, Inc	New Haven
Sunny Produce, LLC	New Haven
Bean & Leaf LLC	New London
Ed Lorah and Associates	New London
e-Path Learning, Inc	New London
LifePharms LLC	New London

Myometrics, LLC	New London
Peter S. Turello, LLC	New London
Quantum Discovery	New London
Story Forge Labs, LLC dba Killer Minnow	New London
William Cornish d/b/a Copperwood, LLC	New London
East Lyme Café, LLC	New London
Go Big LLC d/b/a Social	New London
Angel Automotive Group, Inc	New London
Dolly's Wine Boutique	New Milford
FairFax Data Systems, Inc	New Milford
O'Brien Insurance Agency	New Milford
Oskwarek Enterprises, Inc	New Milford
Super Core System, LLC	New Milford
The Green Granary, LLC	New Milford
Flyprestanda US, Inc	New Milford
Full Circle Promos, LLC	New Milford
Meadowbrook Garden, LLC	New Milford
1-2-3 Floors, Inc d/b/a Floors Now	Newington
Bikes Plus dba Newington Bike Shop	Newington
Blaszko Aerospace Corp aka B&N Tool	Newington
C&C Janitorial Supplies (HEDCO & DECD)	Newington
Connecticut Temperature Controls	Newington
Creative Marketing	Newington
Kangaroo's Rentals LLC	Newington
Modern Edge Salon	Newington
New Wave Industries	Newington
Newington Electric	Newington
Omar Coffee Company	Newington
The Hartford Press, Inc	Newington
Atlas Stamping & Manufacturing Corp.	Newington
EDCO Engineering, Inc	Newington
John Michael Associates, Inc	Newington
Damato Chiropractic, LLC	Newington
Mega Precision, LLC	Newington
Zavarella Woodworking, Inc	Newington
Simply Landscaping, LLC	Newington
RSHCO Visual Communication, LLC	Newington

Frasal Tool Co, Inc.	Newington
Goyotte Marketing Corp.	Newtown
Apex Glass, LLC	Newtown
Architectural Glass Industries LLC	Newtown
Butcher's Best Market	Newtown
Environmental Energy Services Inc.	Newtown
Moringa Source, LLC	Newtown
Stone Farm, LLC	Newtown
The Fairy Godmother Grooming, LLC	Newtown
Newtown Veterinary Specialists,LLC	Newtown
Prithvi P.C. dba Mt. Pleasant Hospital for Animals	Newtown
Zephyr Lock, LLC	Newtown
Wind Corporation d/b/a Wind Hardware and Engineering	Newtown
Zephyr Fluid Solutions, LLC	Newtown
Mediassociates, Inc	Newtown
Green Envy Products	Newtown
Do Valle, LLC	North Branford
General Appliance Service	North Branford
Just Cakes, LLC	North Branford
Maco Machinery dba Artec Machine Systems	North Branford
Pennsylvania Globe Gaslight Co.	North Branford
Poochie Play,LLC	North Branford
Elm Knoll Farm LLC	North Canaan
Fuller Installations	North Haven
New Haven Central Hospital for Veterinary Medicine, Inc	North Haven
Pro Flow, Inc	North Haven
Prontologic, LLC	North Haven
Core Trainers, LLC	North Haven
Information Technology Group, LLC	North Haven
IMC,LLC	North Haven
Triad Construction Services, LLC	North Haven
Fulfillment Work,LLC	North Haven
Advanced Electrical Contractors, Inc.	North Haven
David Fantarella, D.M.D.P.C.	North Haven
Anthem Sports LLC	North Stonington
Uplands Construction Group, LLC	North Stonington
Super Value CT, LLC (Truck Stop)	North Stonington

Highland Farm Vocational Agricultural Center, Inc	North Stonington
Barjen,Inc	Norwalk
Belvoir Publications, Inc	Norwalk
Darien Fabricare Center Inc	Norwalk
Devine Brothers,Inc	Norwalk
Engage 121 , Inc aka ENR Services, Inc	Norwalk
HealthPrize Technologies LLC	Norwalk
Inspira Marketing Group	Norwalk
Jaystar Group, Inc	Norwalk
June Rao, LLC	Norwalk
Kain Management Group, LLC	Norwalk
Michael Solutions,LLC d/b/a Lobstercraft	Norwalk
New England Bread	Norwalk
NuKitchens LLC	Norwalk
Ola! Food LLC	Norwalk
Owlstone, Inc.	Norwalk
Petrini Six Enterprises	Norwalk
Silver Creative Group, LLC	Norwalk
Smart Health & Fitness LLC	Norwalk
SoNo Market Place, LLC-closed	Norwalk
Stellar Home Care, LLC	Norwalk
Tuscan Oven of Norwalk LLC	Norwalk
Veto Pro Pac	Norwalk
Yumi Ecosolutions	Norwalk
Next Health, LLC	Norwalk
Adaco, Inc.	Norwalk
Charkit Chemical Corporation	Norwalk
Teed and Company, Inc	Norwalk
Chalk Talk Sports, Inc	Norwalk
Sono Ice House,LLC	Norwalk
David Gonzalez Agency, Inc	Norwalk
PDC International Corp.	Norwalk
SoNo Academy,LLC	Norwalk
Carol Felder, DDS LLC	Norwalk
Crossroad Four Plus, LLC	Norwalk
Savor Healthy Organic Pizza, Inc	Norwalk
385 Central Glass & Mirror Co. d/b/a New England Glass	Norwich

AC/DC Industrial Electric LLC	Norwich
Chelsea Insurance Agency	Norwich
D'Amato Builders and Advisors, LLC	Norwich
DC Sheetmetal LLC	Norwich
I M Technology	Norwich
Jobo Fitness Systems	Norwich
Miranda Creative Inc.	Norwich
Norwich Printing Co.	Norwich
Rivco Construction	Norwich
Urgent Care of Brookfield, LLC	Norwich
Creating Opportunities for Youth, LLC d/b/a Little Learners Childrens Center	Norwich
Connecticut Currant, LLC	Norwich
Thayer's Marine, Inc	Norwich
Xuare, LLC	Norwich
Consumers Interstate Corp	Norwich
Studio One 7	Norwich
Ashlawn Farm Store,LLC	Old Lyme
ReMapp International Corporation	Old Lyme
CT Sports Foundation against Cancer	Old Saybrook
Forte Holding, Co., Inc	Old Saybrook
Grossman Chevrolet& Nissan Geo, Inc	Old Saybrook
Monster Power Equipment	Old Saybrook
Project Courage, LLC	Old Saybrook
Stencil Ease International LLC	Old Saybrook
The Children's Tree Montessori, LLC	Old Saybrook
LCN USA, Inc.	Old Saybrook
Saybrook Buick GMC, Inc.	Old Saybrook
Harvest Development Group,LLC	Old Saybrook
Aspen Restaurant Group, LLC	Old Saybrook
Back Porch, LLC	Old Saybrook
A Stork's Studio LLC	Orange
Cobalt Therapeutic LLC	Orange
Maxum Holdings Inc.	Orange
Nature's First Inc.	Orange
Numet Machining Techniques Inc.	Orange
Prindle Hill Construction	Orange
Richard Restifo, MD PC	Orange

Dark Field Technologies, Inc	Orange
Alternative Heating & Supplies, LLC	Oxford
Balfor Industries	Oxford
KaroTech, Inc.	Oxford
Kimtron, Inc	Oxford
Marren Motorsports Inc.	Oxford
Natural Sourcing, LLC	Oxford
Oxford Science, Inc	Oxford
Veloce Engineering	Oxford
Zaloumis Contracting Service, Inc	Oxford
Macton Corporation	Oxford
Black Hog Brewing, LLC	Oxford
Contract Medical Manufacturing, LLC	Oxford
Brooklyn General Repair Inc.	Plainfield
James Gallow d/b/a Gallow Oil and Stone Company	Plainfield
Westminister Tool, Inc	Plainfield
Basti Holdings, LLC	Plainville
Crowley Volkswagon, Inc	Plainville
DiMatteo Construction, Inc	Plainville
Donald Mikolajcik dba CT. Motor Cars	Plainville
Douglas Mechanical Services, LLC	Plainville
East Seat, LLC	Plainville
Elka Precision, LLC	Plainville
Engineered Components Products, LLC	Plainville
Innovative Autism Network LLC	Plainville
Possidento Therrien Electrical Contractors	Plainville
Sun Coffee Roasters LLC	Plainville
The Hair Spa, Inc	Plainville
The Health Consultant Group, LLC	Plainville
First & Last Tavern of Plainville	Plainville
Phoenix Soil, LLC	Plainville
DiMatteo Realty, LLC	Plainville
Karol Construction, LLC	Plainville
Cabinet Specialties, LLC	Plainville
Northeast Produce, Inc	Plainville
Elm Press, Inc	Plymouth
ModelCraft Company, Inc	Plymouth

Northeast Fastners Corporation	Plymouth
Reach for the Stars Academy of Dance	Plymouth
Truck Parts and Sales of CT Inc	Plymouth
Vellrath Engineering	Plymouth
The Nutmeg Spice Co., Inc	Plymouth
Paquette Electric Co. Inc	Pomfret
Brownstone Exploration Park	Portland
Carlson Welding and Fabrication, LLC	Portland
Chris Cote's Golf Shop, LLC	Portland
David T. Kuzminski dba CT Valley School of Music and Dance	Portland
Mathet Inc. d/b/a Farrell's Restaurant	Portland
Portland Foods, Inc d/b/a Tri Town Foods	Portland
Redifoils	Portland
RPM Industries Inc.	Portland
Captain's Grant's 1754	Preston
Frangenco, LLC dba Ceiling Pro Cleaner/Top Coat	Preston
Maple Lane Farm, LLC	Preston
Compassion N Care,LLC	Prospect
Lightning PC Inc.	Prospect
Oxford General Industries	Prospect
Prospect Machine Products	Prospect
The Villa Rosa, LLC	Prospect
Triple Stich Inc	Prospect
G.I.L. Foundation	Prospect
Creative Envelope Inc.	Putnam
Foster Corporation	Putnam
Giant Pizza of Putnam, Inc	Putnam
Putnam Chrysler Dodge Jeep, Inc.	Putnam
Hamlet Hub, LLC	Ridgefield
Ridgefield One LLC	Ridgefield
Citra-Solv, LLC	Ridgefield
Peppino, LLC	Ridgefield
Sturges Brothers, Inc	Ridgefield
Alzheimer's Disease and Related Disorders	Rocky Hill
Ambassador Wheelchair Services, Inc	Rocky Hill
Avid, Inc	Rocky Hill
Eckert Chiropractic	Rocky Hill

Enermore, LLC	Rocky Hill
MEG, Inc d/b/a Chuck Steak House	Rocky Hill
The Httf. Electric Supply Co.	Rocky Hill
The Rare Reminder	Rocky Hill
Wethersfield Offset, Inc.	Rocky Hill
Biz Wiz Print and Copy Center, LLC	Rocky Hill
Carbone's Hospitality, LLC	Rocky Hill
LaPiastra, LLC	Rocky Hill
Frontier Vision Technologies, Inc	Rocky Hill
R&W Heating Energy Solutions LLC	Salem
Joe Cunningham dba Cunningham Construction	Salem
Visionary Computer, LLC	Salisbury
Frederick W. Rohwedder D.M.D	Seymour
Green light Auto Sales	Seymour
Griffin Brothers Excavation LLC	Seymour
Microboard Processing, Inc	Seymour
Precious Memories Early Childhood Learning Center	Seymour
Seymour Antiques Co., Inc	Seymour
State Cutter Grinding Service Co, Inc	Seymour
3GTMS	Shelton
AL-Lynn Sales, LLC	Shelton
Budderfly Entertainment, LLC	Shelton
Delvin Inc d/b/a Beechwood Market-closed	Shelton
Pierce Locke Associates, LLC	Shelton
Positiv-A-Tea, LLC	Shelton
Premier Manufacturing Group	Shelton
SAI Systems International Inc	Shelton
Serra and DelVecchio Insurance LLC	Shelton
Socialcirclecards, LLC	Shelton
York and Chapel Corp	Shelton
F.W. Serra, Inc	Shelton
JP'S Plumbing and Heating, LLC	Shelton
Value Machinery, LLC	Shelton
Mercantile Development	Shelton
Budderfly, LLC	Shelton
Microphase, Inc	Shelton
One Way Limo.com	Shelton

Cassetta Enterprises, LLC DBA Burger Fi	Simsbury
Hassett & George, PC	Simsbury
L Designs, LLC	Simsbury
Leigh King	Simsbury
Live Everyday LLC	Simsbury
Metrum Research Group LLC	Simsbury
PC Planning and Benefits Inc.	Simsbury
The Donaldson Group	Simsbury
C-Tec Solar, Inc	Simsbury
New Dimension Health Care, Inc	Simsbury
Rosedale Farm of West Hartford, Inc	Simsbury
CT. Fiberoptics, Inc.	Somers
Protek Autoworks,LLC	Somers
Pleasant View Farms, Inc	Somers
Amoun Pita & Distribution LLC-closed	South Windsor
Boat Works of South Windsor,Inc	South Windsor
Broadbrook Garden, LLC	South Windsor
C&P Machine Co, Inc	South Windsor
Collins Bus Service Inc.	South Windsor
Commercial Storefront Services, Inc	South Windsor
CPR Training Professionals LLC	South Windsor
Eastern Construction Corp.	South Windsor
K Glassworks LLC	South Windsor
KK Manufacturing dba Koffee Karousel	South Windsor
Merlot on the Water, LLC	South Windsor
Oxford Performance Materials LLC	South Windsor
Post Road Stages Inc.	South Windsor
Precision Mortgage,LLC	South Windsor
Siftex Equipment Company	South Windsor
South Windsor Entertainment, LLC	South Windsor
The Bagel Stop Productions Co.	South Windsor
Tri-Trikes Inc.	South Windsor
Advance Performance Glass, Inc	South Windsor
Crossfit John Fitch Boulevard	South Windsor
South Windsor Veterninary clinic	South Windsor
Progressive Sheetmetal, LLC	South Windsor
ACT Manufacturing	South Windsor

Environmental Services Inc	South Windsor
Ace Technologies, Inc. d/b/a Nutmeg Technologies	South Windsor
JKS Systems,LLC	South Windsor
Atlas Precision Manufacturing, LLC	South Windsor
Eastern Connecticut Physician Associates, LLC	South Windsor
Epic Salon and Spa, LLC	South Windsor
Henry, Raymond & Thompson, LLC	South Windsor
Chip's of Trumbull (located in Southbury)	Southbury
AES Remedial Consulting,LLC	Southington
Evergreen Energy LLC	Southington
Gulf Shrimp Co, LLC	Southington
Infinity Homecare Services LLC	Southington
King 33, LLC	Southington
Paw Play, LLC	Southington
Sav-Mor Cooling & Heating Inc.	Southington
Sno White Powered Equipment and Repair LLC	Southington
Southington Auto Wash,LLC	Southington
Weave Your Life closed CEDF	Southington
Fratelli's Italian Restaurant	Southington
Toff Industries,Inc	Southington
From Tips to Toes,LLC	Southington
Pure Skin, LLC	Southington
Bloom Yoga Fitness Studio,LLC	Southington
Envee Salon of Riverbend LLC dba Envee Salon and Spa	Southington
Ductworks HVAC Services,LLC	Southington
Center Pie, LLC	Southington
Image Marketing Consultants, LLC	Southington
General Machine Company, Inc	Southington
SystemOne, LLC	Southington
C.V. Tool Company, Inc	Southington
HQ Dumpster and Recycling, LLC	Southington
Beacon Electric,Inc	Southington
SDB Properties, LLC &CT Restaurant Group	Southington
Absolute Mechanical Systems, LLC	Southington
Miracon Wireless, LLC dba Simply	Southington
Electrical Images,LLC	Southington
Gibbs Wire & Steel, Inc	Southington

Slider's Middletown,LLC	Southington
Penny-Hanley & Howley co. Inc.	Stafford
American Woolen Company, Inc	Stafford
Basil's LLC	Stafford
EdgeWater International dba REC Component	Stafford
Stafford Springs Enterprises Inc., d/b/a Stafford Motor Speedway	Stafford
Wilcox Construction	Stafford
Middle Ground Café,LLC	Stafford
Laroche Builders, LLC	Stafford Springs
Orthozon Technologies LLC	Stamford
Better Lists, Inc.	Stamford
Bill's Transportation of Stamford,LLC	Stamford
Brain Parade,LLC	Stamford
Business Council of Fairfield County CT, Inc	Stamford
Center for Social Enrichment Educational Dev LLC The Seed Center	Stamford
Corporate Wellness, Inc	Stamford
Eastern Land Management	Stamford
eBrevia, Inc	Stamford
Half Full Brewery, Inc	Stamford
Horizons East	Stamford
HP Planning ,LLC dba Creative Benefit Planning	Stamford
Hub Industries	Stamford
Identification Products	Stamford
Janus Software Inc.	Stamford
Just Cats Veterinary Hospital	Stamford
La Jolie Femme Inc.	Stamford
Landmark Print, LLC	Stamford
Lifereel, LLC	Stamford
Liquifix, Inc.	Stamford
Mark My Media LLC	Stamford
Master Goldsmith Inc.	Stamford
Maxx Menu	Stamford
Mrs. Bee's Learning Center	Stamford
Nex Generation, LLC and Netology, LLC	Stamford
On Demand Real Time dba Liveclips LLC	Stamford
Operations Inc.	Stamford
Outfox Solutions Inc.	Stamford

PCI Creative Group,LLC	Stamford
Personally Cool, Inc.	Stamford
Plaza Realty Management Corporation	Stamford
Printing & Graphic Emporium Inc. dba Sir Speedy	Stamford
Relevance Partners LLC	Stamford
Sensational Achievements	Stamford
Sensory Kids, LLC	Stamford
Slideeffects Corporation	Stamford
Stamford Insurance Group Inc.	Stamford
Stamford Toys, Inc	Stamford
The Floor Covering Warehouse	Stamford
The Independent Service Companies,Inc	Stamford
Torque Technologies,LLC	Stamford
True North Capital Partners LLC	Stamford
U.S. Computer Connection LLC	Stamford
Women's Business Dev. Council	Stamford
PR Resources, Inc d/b/a Medsource Consultants	Stamford
The Property Group of Ct,Inc	Stamford
Vitesse Worldwide Chauffeured Services, Inc	Stamford
Daniel M. McCabe,LLC	Stamford
Titan Advisors, LLC	Stamford
Bivona Auto Services, Inc d/b/a My Way Auto Body	Stamford
Frank Martinelli LLC dba Martinelli Glass	Stamford
Picture That, LLC	Stamford
Just a Helping Hand, LLC	Stamford
Controlled Temperature,Inc	Stamford
Excel Partners, Inc	Stamford
Netology, LLC	Stamford
American Halal Company, Inc	Stamford
Sysdyne Technologies,LLC	Stamford
Community Surgical of Toms River, Inc	Stamford
Bobby Valentine's Sport Academy, LLC	Stamford
Soundview IT Solutions, LLC	Stamford
Open Water,LLC aka Creative Virtual, USA	Stamford
Atlas Metals, LLC	Stamford
Eastern Land Management, Inc	Stamford
Arianne O'Donnell , Attorney at Law	Stamford

Cowley Engineering, P.C.	Stamford
This Old House Ventures,LLC	Stamford
Innovative Network Solutions Corp.	Stamford
Qmarkets USA Inc.	Stamford
Angler Industries	Sterling
Nu-Stone Tin Veneers Mtg , LLC	Sterling
Arton B. Powell dba AB Powell Woodworks	Stonington
Coastal Consulting-closed	Stonington
Heather Capalbo	Stonington
Beer'd Brewing Company, LLC	Stonington
Lighthouse Bakery,LLC	Stonington
Domack Restoration LLC	Stratford
El's Kitchen, Inc-closed	Stratford
Hampford Research Inc.	Stratford
Innoteq Inc.	Stratford
Jupiter Communications	Stratford
Ledgercare, Inc.	Stratford
Lucky 13 Industries	Stratford
McMellon Bros. Inc.	Stratford
Mercury Cabling Systems LLC	Stratford
Mr. Shower Door, Inc	Stratford
Nuovo Pasta Production, Ltd	Stratford
Paramount Restaurants of CT. Inc. dba Blue Sky Diner	Stratford
Penmar Industries	Stratford
Rick LoCicero State Farm Agency	Stratford
Roberge Associates Coastal Engineers LLC	Stratford
Straton Industries	Stratford
Two Roads Brewing Co. LLC	Stratford
York Analytical Laboratories, inc	Stratford
Facility Services, Inc d/b/a Servicemaster of Greater Bridgeport	Stratford
Caregiver's Home Solution, LLC	Stratford
USC Technologies,LLC	Stratford
Bari Nuovo d/b/a The Pet Hospital of Stratford	Stratford
Arcor Laser Services	Suffield
Kelly Container	Suffield
Mach X Equity Partners	Suffield
Merchandising Partners LLC	Suffield

Suffield Village Dental	Suffield
Design Automation Associates, Inc	Suffield
J&J Precision Eyelet	Thomaston
ECI Screen Print, Inc	Thomaston
Brookfield Industries, Inc.	Thomaston
Element 199, LLC	Thomaston
Morning Star Farm Pet Resort	Thompson
Raceway Golf Club & Restaurant	Thompson
Roy Ritka Tire Sales and Services Inc.	Thompson
Sunset Nurseries, Inc	Thompson
Liberty Glass and Metal Industries, Inc	Thompson
Thompson Stone, LLC	Thompson
David Palozej Eyecare Associates, LLC	Tolland
Garage Juice Bar	Tolland
Green Hills Recycling and Landscaping Products	Tolland
Bundy Motors, Inc	Tolland
Nerac, Inc	Tolland
Automatic Load Cover	Torrington
Berkshire Concrete Cutting LLC	Torrington
Berkshire Industrial Services LLC	Torrington
Big Rake Enterprises Inc.	Torrington
Brenda DiCarlo, LLC	Torrington
Colonial Bronze	Torrington
Garlic Headz CLOSED cdf	Torrington
Holly's Oatmeal Inc.	Torrington
Spectracoat Metalizing, LLC	Torrington
Technology Plastics, LLC	Torrington
Zeller Tire Company, Inc	Torrington
Toce Brothers, Inc	Torrington
Tangent Industries, Inc	Torrington
Konopka Electric, LLC	Torrington
Firelight Media Group, LLC	Trumbull
Fraza Insurance	Trumbull
Sustainable Real Estate Solutions, Inc	Trumbull
Zetroz, LLC	Trumbull
Netc, Inc	Trumbull
Socialcirclecards, LLC	Trumbull

Divvies,LLC	Trumbull
Automatic Door of Trumbull, Inc	Trumbull
Absolute Wellness-closed	Vernon
East Coast Lifting Products, LLC	Vernon
Fancy Feet Professional Pet Grooming LLC	Vernon
Huskywear- closed CEDF	Vernon
ImageWorks LLC	Vernon
Innovative Signs LLC	Vernon
Juliano's Pools, LLC	Vernon
Olender's Body Shop	Vernon
Pole for Mind, Body and Soul LLC CLOSED cedf	Vernon
Scranton Motors Inc.	Vernon
The Brightspot Children's Playplace-closed	Vernon
The Sign Connection LLC	Vernon
Vernon Printing Co. Inc.	Vernon
Naek Construction Company, Inc	Vernon
Between Rounds Vernon Inc d/b/a Between Rounds	Vernon
The Swiss Laundry of Rockville, Inc	Vernon
Presstek,LLC	Vernon
Touching Clients	Voluntown
Keifer's Kettle Korn, LLC	Voluntown
AJM 1 LLC d/b/a The UPS Store	Wallingford
All Molded Plastics Company, Inc	Wallingford
Bob Bourassa Custom Catering, LLC	Wallingford
Charleemour, LLC	Wallingford
CT. Plastics Inc.	Wallingford
E&E Enterprises, Inc d/b/a NE Thermography	Wallingford
IMPACT Branding &Design,LLC	Wallingford
Industrial Strength	Wallingford
Krative,LLC	Wallingford
M. Salon &Spa, LLC	Wallingford
Mikco Manufacturing, Inc	Wallingford
North Haven Ceramic Tile	Wallingford
Northeast Quality Services, LLC	Wallingford
Phonetel Inc.	Wallingford
Proton Energy Systems, Inc	Wallingford
R&D Precision Inc.	Wallingford

Sidin Holdings, LLC dba EconoLodge Southington	Wallingford
So-Tel Systems,LLC	Wallingford
Tuttle Inc. closed CEDF	Wallingford
Discover Video, LLC	Wallingford
Specialty Cable Corporation	Wallingford
Phoenix Cleaning and Restoration, LLC	Wallingford
White Way Laundry, Inc	Wallingford
Connecticut Hypodermics Inc.	Wallingford
M & M Redemption, LLC	Wallingford
Keogh Signs, LLC	Wallingford
Hill Financial Services, PC	Wallingford
Academy Di Capelli, LLC	Wallingford
Bennett Family Chiropractic, LLC	Wallingford
The Supply Inc.	Washington
Avventura Deli	Waterbury
Belle Academy of Cosomotology	Waterbury
Carriage Manor,LLC	Waterbury
City Hall Café, LLC	Waterbury
Como Bakery	Waterbury
Concentric Tool and Manufacturing Co, Inc	Waterbury
Dottie's Diner	Waterbury
Dutch Bulb Lady- closed WDC	Waterbury
Eastside Memorial LLC	Waterbury
Eemax Inc.	Waterbury
ELP LLC dba Shamrock	Waterbury
Endonontic Associations of Greater Waterbury, Inc	Waterbury
Expressway Auto	Waterbury
Fascia's Chocolate,Inc	Waterbury
Gemini Tool	Waterbury
Holiday Steak House, Inc. dba San Marino Restaurant	Waterbury
HP Contractors,LLC	Waterbury
J L Lucas Machinery Company Inc.	Waterbury
Maria Catalano-Alvarado dba Posh Studios-closed WDC	Waterbury
Mar-Vic Cleaners Inc.	Waterbury
Mountaintop Mushroom	Waterbury
National Benefits Company	Waterbury
Nelson Heat Treating	Waterbury

Noujaim Tool Company	Waterbury
Nova Metals Finishing, Inc	Waterbury
Outback Furniture Warehouse, LLC	Waterbury
Perrys Cleaners	Waterbury
Politics and News/Jesse Pacyna	Waterbury
Porter Preston, INC	Waterbury
Pour House Café	Waterbury
Precision Dip Coating LLC	Waterbury
Precision Wire Cut Corp.	Waterbury
R.P. Dalton Asphalt Paving & Fuel Oil	Waterbury
Renewable Heat Products	Waterbury
Runyan Enterprises LLC dba Game X Change	Waterbury
Scoops Ice Cream	Waterbury
Sundae Spa	Waterbury
T&A Screw Products, Inc.- closed-WDC	Waterbury
The Mattatuck Historical Society	Waterbury
Therap Services, LLC	Waterbury
TSS & A dba triple stitch-closed WDC	Waterbury
Vasi's Restaurant	Waterbury
Vintage Trading	Waterbury
Waterbury Swiss Automatics, Inc	Waterbury
West Main Laundromat	Waterbury
Wheeler Youg Post V.F.W.,	Waterbury
American Adjustment Bureau	Waterbury
Bobken Automatics	Waterbury
Ct Espresso	Waterbury
Demunda Perrys Industries dba Perrys Cleaners	Waterbury
Domouchel Paper	Waterbury
Maj, LTD- Nino's	Waterbury
Power Cover, USA	Waterbury
Take 2 Recycling	Waterbury
Palladin Precision Products, Inc	Waterbury
Health Educated, LLC	Waterbury
Dasco Welded Products, Inc	Waterbury
Joma, Inc	Waterbury
GR Electronics	Waterbury
Atlantic Steel and Processing, LLC	Waterbury

92 Bank Bistro	Waterbury
Northwest CT Public Safety	Waterbury
Waterbury Plating, LLC	Waterbury
The Garden Child Learning Center, LLC	Waterbury
Seven Angels Theatre, Inc	Waterbury
American Adjustment Bureau, LLC	Waterbury
Ahepa 250-II Inc.	Waterford
Duchess Inc. dba Sava Insurance Group	Waterford
Seconn Fabrication, LLC	Waterford
Synodi & Videll, LLC	Waterford
Unified Sports Inc.	Waterford
Berco Tank, LLC	Watertown
Dave's Auto Upholstery, LLC	Watertown
Kingsley Enterprise, Inc	Watertown
Petron Automation, Inc	Watertown
Ramdy Corporation	Watertown
Zilahy Chiropractic, P.C.	Watertown
Chawk it Up, Inc	Watertown
Koster Keunen Manufacturing, Inc	Watertown
Utitec, Inc	Watertown
C-Tech Manufacturing	Watertown
Edo Sushi Express	Watertown
Precious Metal Sales, Inc	Watertown
A Little Something Bakery	West Hartford
Alternity Healthcare	West Hartford
Brave New Network LLC	West Hartford
Blue Plate Kitchen ,LLC	West Hartford
Camille Gagliardi d/b/a Gagliardi & Associates	West Hartford
Chatham Medical Offices, LLC	West Hartford
Children's Museum, Inc	West Hartford
DS Fit 4 All, LLC dba Akua Ba Fitness	West Hartford
Effie's Place Restaurant	West Hartford
Gledhill Nursery, Inc.	West Hartford
Go Elite Car, LLC	West Hartford
Hartford Baking Company, LLC	West Hartford
Hartford Cardiology Group, LLC	West Hartford
J&T Insurance, LLC	West Hartford

Jewell Professional Insurance	West Hartford
Magee Construction Company	West Hartford
New England Integrated Health Associates	West Hartford
Readydock, inc	West Hartford
Realgy LLC	West Hartford
Sacred Movement, LLC	West Hartford
SchoolChapters Inc.	West Hartford
Shri, Inc.	West Hartford
State Farm Insurance	West Hartford
Team K Holdings LLC dba Pintore Catering	West Hartford
The Har-Conn Chrome, Inc	West Hartford
Universal Connectivity Inc.	West Hartford
We Care Computers, LLC	West Hartford
West Hartford Deli, Inc.-closed	West Hartford
West Hartford Fence, LLC	West Hartford
World Gym Fitness	West Hartford
A Missing Link,LLC	West Hartford
Law offices of Jacobs and Sodipo, LLC	West Hartford
West Hartford Stairs and Cabinets, Inc	West Hartford
Triatic, Inc	West Hartford
ATM Premium, LLC	West Hartford
The Crown Market, LLC	West Hartford
Outsourced Risk Management Solutions, LLC	West Hartford
Pounds, Medical Weight Loss Transformation, LLC	West Hartford
Whale Works Brewing Company	West Hartford
GitlinCampise Prendergast, LLC	West Hartford
Barkar, Inc. dba BK&Co	West Hartford
World Gym Fitness & Aerobics of West Hartford,Inc	West Hartford
Horton International,LLC	West Hartford
Work in Progress Fitness, LLC	West Hartford
BriefCam. Inc	West Hartford
MN Enterprise, LLC dba Touch of Bliss Organic Spa	West Hartford
Stanger Stanfield Law, LLC	West Hartford
Accel Compliance,LLC	West Hartford
Anthony Augliera, Inc	West Haven
Deitsch Plastic Company Inc.	West Haven
Energy Independence Inc. dba Spray Foam Nation	West Haven

Kemper Corporation	West Haven
Kiddie Tech University	West Haven
Pathacura	West Haven
Shoreline Wellness Center, LLC	West Haven
Thermaxx LLC	West Haven
Sabatino North America, LLC	West Haven
Queen Graphics & Printwork Inc.	West Haven
Embedded Energy Technology, LLC	West Haven
Billing Management Services LLC	Westbrook
Louis Marine Ltd.	Westbrook
Bliss Gourmet, LLC-closed	Westbrook
Emerging Markets Investment Advisory,LLC	Weston
Catherine Cleare Interiors LLC	Westport
Custom Sleep Desing LLC	Westport
Kat Burki, Inc.	Westport
Streetmarc Adv and Marketing, LLC	Westport
Thomas Restaurant Group LLC	Westport
Winslow Park Animal Hospital,LLC	Westport
Tryiton Eyewear, LLC d/b/a eyeglasses	Westport
Sugar Lulu, Inc	Westport
Advanced Dermatology & Laser Center, LLC	Westport
Bliss Market	Wethersfield
Waste to Water LLC	Wethersfield
Carbone Chiropractic Center, LLC	Wethersfield
Lucky Lou's Bar and Grill, Inc	Wethersfield
525 Tunxis Hill Cut-off, LLC DBA Chip's Family Restaurant	Wethersfield
Clear Water Manufacturing Corporation	Wethersfield
D&D Stores Inc d/b/a D&D Market	Wethersfield
Taytomkris, LLC d/b/a Ascot Catering	Wethersfield
Certified Ambulance Group, Inc	Wethersfield
Masters in Home Care, LLC	Wethersfield
Jak of all Trades, Inc	Wethersfield
TLD,LLC	Wethersfield
Beaver Brook Animal Hospital,LLC	Wethersfield
IQ Telcom, LLC	Wethersfield
Eaglestone Contractors Group, LLC	Wethersfield
Latin Flavor, LLC	Willimantic
Moosemeadow Camping Resort	Willington
Accelatis LLC	Wilton

Hoffman Landscaping	Wilton
Kaleidoscope Direct Marketing LLC	Wilton
Pfeiffer Design, Inc. dba College Nannies and tutors of Fairfield county	Wilton
Cloteam	Wilton
Wilton Service Center, Inc	Wilton
Fairchild Auto Mated Parts	Winchester
James J. Tarrant Inc.	Winchester
Northwest Sporting Goods and Supply, LLC	Winchester
Pinton Management LLC	Winchester
Village Wine Imports	Winchester
Consolidate Textile Brands, Inc	Winchester
Dufrance Nuclear Shielding, Inc	Winchester
Andrew Gutt & Co., LLC	Windham
CME Associates	Windham
CT. Casket Company LLC	Windham
Fire Alarm Specialty Design	Windham
Green Power Solutions, Inc	Windham
Willimantic Auto and Truck Supply, Inc	Windham
Windham Wine & Spirits	Windham
Click, Inc	Windham
Gates GMC Truck, Inc	Windham
A.K.O. Inc	Windsor
Cooperative Systems Inc.	Windsor
E11even, LLC	Windsor
Euphoria Event Solution	Windsor
Go Dog Go LLC	Windsor
Hurley Metal Fabrication and Mfg	Windsor
Polytronics Corporation	Windsor
Triple Helix Corporation	Windsor
Yosi Kosher Catering	Windsor
Spacefitter,LLC	Windsor
A Family Affair, LLC dba Edible Arrangements	Windsor
Harriott Home Health	Windsor
Elegant, LLC	Windsor Locks
Multi Mode Logistics	Windsor Locks
Scata's Auto and Truck Repairs Inc.	Windsor Locks
Joneser's Express Transportation	Windsor Locks
Bradley Airport Parking Inc. d/b/a Executive Valet Parking	Windsor Locks
Lifeway Mobility Holding, LLC	Windsor Locks
Beyer Precision LLC	Wolcott
Cardinal Driving Services, Inc	Wolcott
Five Guys Flippin Pies,LLC	Wolcott
Hob Industries	Wolcott
John Hayes & Sons LLC	Wolcott
Samson Machine,Inc	Wolcott

Burnt, LLC	Woodbridge
New England Brewery Co, LLC	Woodbridge
Relihan Landscape Construction Co. Inc	Woodbridge
RW Realty and Property Management, LLC	Woodbridge
The Write Approach	Woodbridge
Konedu Home Care, LLC	Woodbridge
New Morning Country Store LLC	Woodbury
Renchel Tool, Inc	Woodstock
Tractors 2 Trimmers, LLC	Woodstock
Chace Building Supply of CT, Inc	Woodstock

APPENDIX 17

Manufacturer's Assistance Act

Fiscal Year	Company	Address	Municipality
2015	Tomz Corporation	47 Episcopal Road	Berlin
2015	Memry Corporation	2 Berkshire Boulevard	Bethel
2007	DCG Precision Manufacturing, Inc.	9 Trowbridge Road	Bethel
1993	Kaman Aerospace Corporation	Old Windsor Road	Bloomfield
2012	Beacon Industries, Inc.	85 Granby Street	Bloomfield
2015	Deringer-Ney, Inc.	2 Douglas Street	Bloomfield
2008	Hermell Products, Inc.	9 Britton Drive	Bloomfield
2015	R & D Dynamics Corporation	15 Barber Pond Road	Bloomfield
2012	Cigna Health & Life Insurance Company*	900 Cottage Grove Road	Bloomfield
2016	Icahn School of Medicine at Mount Sinai, Inc.	1 Commercial Street	Branford
2013	Durata Therapeutics, Inc.	322 East Main Street, #2	Branford
2015	Core Informatics, LLC	500 East Main Street, Suite 326	Branford
2014	Bridgeport Bio Diesel, LLC	146 Andover Street	Bridgeport
2012	Columbia Elevator Products Company, Inc.	380 Horace Street	Bridgeport
2016	Future Healthcare Systems CT, Inc.	720 South Avenue	Bridgeport
2007	ADKO Intertrade, Inc.	1435 State Street	Bridgeport
1993	Incubator Associates, LP	955 Connecticut Avenue	Bridgeport
2000	Innovative Arc Tubes Corporation	1240 Central Avenue	Bridgeport
2013	Greater Bridgeport Community Enterprises, Inc.	570 Barnum Avenue	Bridgeport
2012	Westport Fishing Company, LLC	288 Knowlton Street	Bridgeport
2012	Schwerdtle Stamp Company	166 Elm Street	Bridgeport
2010	Engineered Electric Company dba DRS Vermont*	141 North Avenue	Bridgeport
2016	Wade's Dairy, Inc.	1316 Barnum Avenue	Bridgeport
1999	Chaves Bakery II, Inc.	1365 State Street	Bridgeport
2013	EMME E2MS, LLC	32 Valley Street	Bristol
2008	Creamery Brook Farm {Tanner, Austin and Deborah}	19 Purvis Road	Brooklyn
2012	Nalas Engineering Services, Inc.	45 Westbrook Road	Centerbrook
2015	Nalas Engineering Services, Inc.	85 Westbrook Road	Centerbrook
2017	CT Casket Company, LLC	238 Willimantic Road	Chaplin
2015	EDAC Technologies Corporation*	5 McKee Place	Cheshire
2013	C.K. Greenhouses, Inc.	200 Schoolhouse Road	Cheshire
2009	The Lane Construction Corporation	90 Fieldstone Court	Cheshire
2015	Erickson Metals Corporation	25 Knotter Drive	Cheshire
2015	S & S Worldwide, Inc.	75 Mill Street	Colchester
2012	GKN Aerospace Services Structure Corporation	100 Corporate Row	Cromwell
2014	NewOak Credit Services, LLC	39 Old Ridgebury Road	Danbury

Fiscal Year	Company	Address	Municipality
2011	Barden Corporation	200 Park Avenue	Danbury
2016	FuelCell Energy, Inc.	3 Great Pasture Road	Danbury
2008	Republic Foil, Inc.	55 Triangle Street	Danbury
2014	Cartus Corporation	40 Apple Ridge Road	Danbury
2016	Praxair, Inc.	10 Riverview Drive	Danbury
2011	Aperture Optical Sciences, Inc.	27 Parson Lane	Durham
2006	Energy Beam Sciences, Inc.	29-B Kripes Road	East Granby
2008	CBS Manufacturing Company, Inc./35 Kripes Road	35 Kripes Road	East Granby
2015	Joining Technologies, Inc.	17 Connecticut South Drive	East Granby
2013	Nufern, Inc.	7 Airport Road	East Granby
2017	CS Communication & Systems, Inc.	222 Pitkin Street, Suite 121	East Hartford
2014	Sustainable Building Systems*	18 Craftsman Road	East Windsor
2013	Syn-Mar Products, Inc.	5 Nutmeg Drive	Ellington
2013	Advance Stores Company, Incorporated	5008 Airport Road	Enfield
2010	Comcast of Connecticut, Inc.*	90 Phoenix Avenue	Enfield
2015	Cirtec Medical Systems, LLC	99 Print Shop Road	Enfield
2002	Martin Brower Company	191 Moody Road	Enfield
2012	Menaji Worldwide, LLC	762 Kings Highway West	Fairfield
2013	Infinity Hall Hartford, LLC	525 New Britain Avenue	Farmington
2014	Darwin National Assurance Company	1690 New Britain Avenue	Farmington
2008	Simmons Family Farm	199 Town Farm Road	Farmington
2016	New England Airfoil Products, Inc.	36 Spring Lane	Farmington
2014	Fortress Risk Management, LLC	35 Paddock Lane	Glastonbury
2014	Flanagan Brothers, Inc.	25 Mill Street	Glastonbury
2015	HABCO Industries, LLC	172 Oak Street	Glastonbury
2008	Flanagan Brothers, Inc.	911 New London Turnpike	Glastonbury
2007	Flanagan Brothers, Inc.	911 New London Turnpike	Glastonbury
2013	Sustainable Innovations, LLC	114 Harvest Lane	Glastonbury
2008	Blue Sky Studios, Inc.*	One American Lane, #210	Greenwich
2009	Weeden & Co., L.P.	145 Mason Street	Greenwich
2014	Fifth Street Financial Corporation	51 Weaver Street	Greenwich
2008	Electric Boat Corporation	75 Eastern Point Road	Groton
2011	Electric Boat Corporation	75 Eastern Point Road	Groton
2017	Doncasters, Inc.	835 Poquonnock Road	Groton
2015	Electric Boat Corporation	75 Eastern Point Road	Groton
2002	Porcelen Limited Connecticut, LLC	129 Leeder Hill Road	Hamden
2012	BroadStar Wind Corporation	10 Columbus Boulevard, 4th Floor	Hartford
2014	Express Countertops, Kitchen & Flooring, LLC	3080 Main Street	Hartford
2005	Genomas, Inc.	67 Jefferson Street	Hartford

Fiscal Year	Company	Address	Municipality
2009	Prudential Retirement Insurance and Annuity Company*	280 Trumbull Street	Hartford
2009	Aetna, Inc.	151 Farmington Avenue	Hartford
2014	CareCentrix, Inc.	20 Church Street, Suite 1200	Hartford
2013	Classic Restaurant Supply, LLC	312 Murphy Road	Hartford
2014	Garden of Light, Inc.	115 Park Avenue	Hartford
2013	Medical Risk Management, LLC	21 Oak Street, Suite 310	Hartford
2014	Hybrid Insurance Agency, LLC	30 Lewis Street	Hartford
2013	Back9Network, Inc.	30 Lewis Street	Hartford
2012	United Healthcare Services, Inc.	185 Asylum Street	Hartford
2015	Insurity, Inc.	170 Huyshope Avenue	Hartford
2015	Amco Precision Tools, Inc.	921 Farmington Avenue	Kensington
2014	Fusion Paperboard CT, LLC	130 Inland Road	Lisbon
2016	ACMT, Inc.	369 Progress Drive	Manchester
2017	Bob's Discount Furniture, LLC	428 Tolland Turnpike	Manchester
2012	Marlborough Plastics, Inc.	350 North Main Street	Marlborough
2013	The Record Journal Publishing Company	11 Crown Street	Meriden
2009	Jonal Laboratories, Inc.	456 Center Street	Meriden
2006	Thompson Candy Company, LLC	80 South Vine Street	Meriden
2009	Composite Machining Experts, LLC	290 Pratt Street	Meriden
2017	AI Engineers, Inc.	919 Middle Street	Middletown
2012	CenterPlan Construction Company, LLC	10 Main Street, Suite D	Middletown
2014	Total Mortgages Services, LLC	185 Plains Road	Milford
2010	Avalence, LLC	1240 Oronoque Road	Milford
2016	Axel Plastics Research Laboratories, Inc.	50 Cambridge Drive	Monroe
2016	Northeast Laser Engraving, Inc.	246C Main Street	Monroe
2008	Victorinox Swill Army, Inc.	7 Victoria Drive	Monroe
2013	Thomas G. Faria Corporation	385 Norwich - New London Turnpike	Montville
2013	Jason Project, Inc.	55 Coogan Boulevard	Mystic
2010	CF Foods, LLC	One Celebration Way	New Britain
2016	Acme Monaco Corporation	75 Winchell Road	New Britain
2016	Sign Pro, Inc.	168 Stanley Street	New Britain
2015	A-1 Machining Company	235 John Downey Drive	New Britain
2013	Peter Paul Electronics Co., Inc.	480 John Downey Drive, P.O. Box 1180	New Britain
2015	Marsam Metal Finishing Company	206 Newington Avenue	New Britain
2012	Future Food Corporation	87 Main Street	New Canaan
2012	Great Food Corporation	87 Main Street	New Canaan
2012	Bartron Medical Imaging, LLC	91 Shelton Avenue	New Haven
2006	Ikonysis, Inc.	5 Science Park	New Haven

Fiscal Year	Company	Address	Municipality
2013	Hedgeye Risk Management, LLC	111 Whitney Avenue	New Haven
2013	Precipio Diagnostics, LLC	4 Science Park	New Haven
2013	H. Krevit & Company, Inc.	67 Welton Street	New Haven
2002	Vertrax, Inc.	59 Elm Street - Suite 330	New Haven
2014	Arvinas, Inc.	5 Science Park	New Haven
2013	Waterfront Enterprises, Inc.	400 Waterfront Street	New Haven
2014	Black Rock Capital, LLC	110 Chapel Street	New Haven
2013	Alexion Pharmaceuticals, Inc.*	100 College Street	New Haven
2006	Fairfield Crystal Technologies, LLC	8 South End Plaza/Old Town Road	New Milford
2014	Neeltran, Inc.	71 Picket District Road	New Milford
2006	Neeltran, Inc.	71 Picket District Road	New Milford
2014	Polamer Precision, Inc.	16 Progress Circle	Newington
2007	Aero-Craft, LLC nka Volvo Aero Connecticut, LLC	179 Louis Street	Newington
2012	Noank Shipyard, Inc.	145 Pearl Street	Noank
2008	Laurelbrook Farm	390 Norfolk Road	North Canaan
2007	Freund's Farm, Inc.	324 Norfolk Road	North Canaan
2008	Elm Knoll Farm Partnership	294 East Canaan Road	North Canaan
2015	C. Cowles & Company	126 Bailey Road	North Haven
2013	Spectrix Analytical Services, LLC	410 Sackett Point Road, Building 20	North Haven
2014	Datto, Inc.	101 Merritt 7	Norwalk
2014	Homeserve USA Corp.*	601 Merritt 7 - 6th Floor	Norwalk
2012	Etouches, Inc.	13 Marshall Street	Norwalk
2017	Regional Energy Holdings, Inc.	535 Connecticut Avenue	Norwalk
2017	Logic Source, LLC	20 Marshall Street	Norwalk
2012	Factset Research Systems Inc.*	601 Merritt 7	Norwalk
2013	Akademos, Inc.	200 Connecticut Avenue	Norwalk
2011	Wusthof-Trident of America, Inc.	333 Wilson Avenue	Norwalk
2012	Stamford Innovations, LLC	8 Night Street	Norwalk
2015	Jarden Corporation	301 Merritt 7 Corp. Park	Norwalk
2013	TMC Group, Inc.	129 Glover Avenue	Norwalk
2009	PDC International Corporation	8 Sheehan Drive	Norwalk
2006	Pez Manufacturing, Inc.	35 Prindle Hill Road	Orange
2008	Carling Technologies, Inc.	60 Johnson Avenue	Plainville
2014	Supreme Lake Manufacturing, Inc.	455 Atwater Street	Plantsville
2009	Modelcraft Company, Inc.	50 Altair Avenue	Plymouth
2017	1st Alliance Lending, LLC	111 Founders Plaza, Suite 1300 East Hartford, 06108	Putnam
2013	HBL America, Inc.	712 Brook Street	Rocky Hill

Fiscal Year	Company	Address	Municipality
2011	Henkel Corporation	1 Henkel Way	Rocky Hill
2015	Keno Graphic Services, Inc.	One Parrott Drive	Shelton
2013	Latex Foam International, LLC	510 River Road	Shelton
2013	LifeCare, Inc.	2 Armstrong Road	Shelton
2007	DiSanto Technology, Inc.	10 Constitution Boulevard	Shelton
2012	Inline Plastics Corporation	42 Canal Street	Shelton
2013	Lex Products Corporation	15 Progress Drive	Shelton
2013	OEM Controls, Inc.	10 Controls Drive	Shelton
2002	Carla's Pasta, Inc.	50 Talbot Lane	South Windsor
2015	Oxford Performance Materials, Inc.	30 South Satellite Road	South Windsor
2014	Oxford Performance Materials, Inc.	30 South Satellite Road	South Windsor
2007	Hartford Provision Company	625 Nutmeg Road North	South Windsor
2013	Satellite Tool & Machine Co., Inc.	185 Commerce Way	South Windsor
2014	Carla's Pasta, Inc.	50 Talbot Lane	South Windsor
2006	Southington Tool & Manufacturing Corporation	300 Atwater Street	Southington
2014	Starwood Hotels & Resorts Worldwide, Inc.*	One Star Point	Stamford
2016	The Southern New England Telephone Company	c/o Frontier Communications, 3 High Ridge Park	Stamford
2015	Vineyard Vines, LLC	37 Brownhouse Road	Stamford
2015	Pitney Bowes, Inc.	1 Elmcroft Road	Stamford
2013	Navigators Management Company, Inc.	400 Atlantic Street	Stamford
2008	Greenwich Associates, LLC	6 HighRidge Park	Stamford
2011	Gartner, Inc.*	56 Top Gallant Road	Stamford
2016	Deloitte Services, LP	695 East Main Street	Stamford
2007	Lex Products Corporation	401 Shippan Avenue	Stamford
2016	Synchrony Bank	777 Long Ridge Road	Stamford
2011	Liquifix, Inc.	110 Lenox Avenue	Stamford
2015	Novitex Enterprise Solutions, Inc.	300 First Stamford Place	Stamford
2013	Regeneration Finance Development, LLC	300 First Stamford Place, Suite 450	Stamford
2016	Conair Corporation	1 Cummings Point Road	Stamford
2014	Charter Communications Holding Company, LLC	400 Atlantic Street	Stamford
2014	Tronox, LLC	263 Tresser Boulevard	Stamford
2016	Log Storm Security, Inc. dba BlackStratus	9 West Broad Street	Stamford
2010	General Re Corporation*	120 Long Ridge Road	Stamford
2012	NBC Sports Network, LP	208 Harbor Drive	Stamford
2011	Nestle Waters North America, Inc.*	900 Long Ridge Road, Building 2	Stamford
2012	UBS AG - Acting through its Stamford Branch	677 Washington Boulevard	Stamford

Fiscal Year	Company	Address	Municipality
2010	Starwood Hotels & Resorts Worldwide, Inc.*	333 Ludlow Street	Stamford
2016	The Business Council of Fairfield County Connecticut Foundation, Inc.	1 Landmark Square, Suite 300	Stamford
2008	Carwild Corporation/McWild, LLC	3 State Pier Road	Stonington
2017	The Electric Heater Company dba Hubbell Electric Heater Company	45 Seymour Street	Stratford
2015	Windsor Marketing Group, Inc.	100 Marketing Drive	Suffield
2009	Windsor Marketing Group, Inc.	100 Marketing Drive	Suffield
2014	Applango USA, Inc.	175 Atlantic Street	Thomaston
2010	Summit Corporation of America	1430 Waterbury Road	Thomaston
2014	Thompson International Speedway	205 East Thompson Road	Thompson
2006	NESSteel, Inc.	83 Gerber Drive	Tolland
2013	Toce Brothers, Incorporated	143 East Street	Torrington
2010	Optiwind Corporation	59 Field Street	Torrington
2015	Vermillion, Inc.	35 Nutmeg Drive	Trumbull
2010	Conopco, Inc.	45 Merritt Boulevard	Trumbull
2010	Sunnyside Farm, LLC	99 Campbell Mill Road	Voluntown
2007	Polylok, Inc.	3 Fairfield Boulevard	Wallingford
2014	BYK USA, Inc.	524 South Cherry Street	Wallingford
2013	Aqua Comfort Technologies, LLC	6 Coventry Court	Wallingford
2010	Boardman Silversmiths, Inc.	22 North Plains Industrial Road	Wallingford
2008	Strain Measurement Devices, Inc.	55 Barnes Park North	Wallingford
2013	APS Technology, Inc.	7 Laser Lane	Wallingford
2015	E-J Electric T&D, LLC	419 South Cherry Street	Wallingford
2008	Connecticut Cattle Company, LLC	131 Rabbit Hill Road	Warren
2005	Noujaim Tool Company, Inc.	412 Chase River Road	Waterbury
1993	Allied Controls, Inc.	150 East Aurora Street	Waterbury
2005	Asper, Inc. dba Futuristics Components, LLC	2120 Thomaston Avenue	Waterbury
2006	Accel International Holdings, Inc.	75 Progress Lane	Waterbury
2009	SeConn Fabrication, LLC	180 Cross Road	Waterford
2012	Lumachip, Inc.	181 Cross Road	Waterford
2015	C&M Technologies, Inc.	51 South Walnut Street	Wauregan
2015	Sylvan R. Shemitz Designs, LLC	114 Boston Post Road	West Haven
2012	Deitsch Plastic Company, Inc.	14 Farwell Street	West Haven
2015	The Lee Company, Inc.	2 Pettipaug Road	Westbrook
2016	Bridgewater Associates, LP	1 Glendinning Place	Westport
2006	Americus Dental Labs, Inc.	36 Mills Street	Wethersfield
2012	Advanced Business Banking Solutions, LLC	1331 Silas Deane Highway, Suite 202	Wethersfield
2014	PayVeris, LLC	100 Great Meadow	Wethersfield
2012	Kaleidoscope Direct Marketing, LLC	33 Danbury Road	Wilton
2010	The Sun Products Corporation	60 Danbury Road	Wilton
2014	Cycling Sports Group, Inc.	1 Cannondale Way	Wilton

Fiscal Year	Company	Address	Municipality
2010	H-O Products Corporation	12 Munro Street	Winchester
2013	Hawk Integrated Plastics, LLC	322 Main Street	Windham
2008	The Bass Farm	135 Bass Road	Windham
2011	Alstom Power, Inc.	200 Great Pond Drive	Windsor
2016	Telling Industries, LLC	1050 Kennedy Road	Windsor
2009	Aero Gear, Inc.	1050 Day Hill Road	Windsor
2015	Leipold, Inc.	545 Marshall Phelps Road	Windsor
2014	Alstom Power, Inc.	200 Great Pond Drive	Windsor
2007	Walgreen Eastern Company, Inc.	80 International Drive	Windsor
2017	ABB, Inc.	5 Waterside Crossing	Windsor
2013	Dollar Tree Distribution, Inc.*	100 International Drive	Windsor
2007	ING Life Insurance and Annuity Company	One Orange Way C4-N	Windsor
2012	Spectrum Machine & Design, LLC	800 Old Country Circle	Windsor Locks
2008	Fairvue Farms, LLC	199 Route 171	Woodstock