


**OFFICE OF POLICY AND MANAGEMENT**

Robert L. Genuario, Secretary  
450 Capitol Avenue  
Hartford, CT 06106-1591  
PHONE: (860) 418-6500  
FAX: (860) 418-6487



**OFFICE OF FISCAL ANALYSIS**

Geary Maher, Director  
Legislative Office Building Room 5200  
Hartford, CT 06106-1591  
PHONE: (860)240-0200  
FAX: (860) 240-0052


July 24, 2009


Governor M. Jodi Rell  
Lieutenant Governor Michael Fedele  
Senator Donald Williams, Jr.  
Representative Christopher Donovan  
Representative Lawrence Cafero, Jr.  
Senator John McKinney  
Senator Martin Looney  
Representative Denise Merrill

Ladies and Gentlemen:

Pursuant to Public Act 09-214, the Office of Policy and Management and the Office Fiscal Analysis have met and have arrived at consensus revenue estimates for the biennium which are attached hereto.

Thank you for the opportunity to be of service.

  
Robert L. Genuario  
Secretary  
Office of Policy and Management

  
Geary Maher  
Director  
Office of Fiscal Analysis

cc: Nancy Wyman

**State of Connecticut**  
 Consensus Revenue  
 Current Services- Excluding Federal ARRA Funds  
 July 24, 2009  
 (in millions)

**General Fund**

<u>Taxes</u>	<u>FY 2010</u>	<u>FY 2011</u>
Personal Income Tax	\$ 5,990.3	\$ 6,229.0
Sales & Use	3,257.8	3,364.7
Corporation	592.0	647.8
Public Service	272.3	278.3
Inheritance & Estate	170.6	172.3
Insurance Companies	202.7	206.8
Cigarettes	296.1	288.7
Real Estate Conveyance	86.0	101.3
Oil Companies	74.4	51.0
Alcoholic Beverages	48.0	48.5
Admissions & Dues	37.1	37.6
Miscellaneous	143.7	144.7
Total Taxes	\$ 11,171.0	\$ 11,570.7
Refund of Taxes	(1,080.5)	(983.3)
R&D Credit exchange	(9.4)	(10.5)
Total Taxes Less Refunds	\$ 10,081.1	\$ 10,576.9
 <u>Other Revenue</u>		
Transfers-Special Revenue	\$ 293.8	\$ 295.5
Indian Gaming Payments	381.1	388.7
Licenses, Permits, Fees	173.0	159.4
Sales of Commodities	33.2	34.3
Rents, Fines, Escheats	95.0	101.1
Investment Income	10.0	10.0
Miscellaneous	163.0	163.5
Refund of Payments	(0.7)	(0.7)
Total Other Revenue	\$ 1,148.4	\$ 1,151.8
 <u>Other Sources</u>		
Federal Grants	\$ 3,151.6	\$ 3,254.8
Transfers - Resources of the G.F.	-	-
Transfer From Tobacco Fund	107.3	106.1
Transfers To Other Funds	(86.3)	(86.3)
Total Other Sources	\$ 3,172.6	\$ 3,274.6
 Total General Fund Revenues	 <u>\$ 14,402.1</u>	 <u>\$ 15,003.3</u>

**State of Connecticut**  
 Consensus Revenue  
 Current Services- Excluding Federal ARRA Funds  
 July 24, 2009  
 (in millions)

**Special Transportation Fund**

<u>Taxes</u>	<u>FY 2010</u>	<u>FY 2011</u>
Motor Fuels Tax	\$ 494.7	\$ 489.7
Oil Companies Tax	141.9	165.3
Sales Tax - DMV	57.2	58.7
Refunds of Taxes	<u>(6.6)</u>	<u>(6.9)</u>
Total-Taxes Less Refunds	\$ 687.2	\$ 706.8
<u>Other Sources</u>		
Motor Vehicle Receipts	\$ 224.5	\$ 228.2
Licenses, Permits, Fees	136.1	136.5
Interest Income	16.5	16.5
Transfers To Other Funds	(24.8)	(24.8)
Refunds of Payments	<u>(2.6)</u>	<u>(2.6)</u>
Total Other Revenues	\$ 349.7	\$ 353.8
Total STF Revenues	<u>\$ 1,036.9</u>	<u>\$ 1,060.6</u>