



STATE OF CONNECTICUT  
Office of Policy and Management

---

**DRAFT**  
**Program Narrative**  
**2019 JAG Application**

**May 2019**

Thursday, May 16, 2019  
Office of Policy and Management  
Criminal Justice Policy and Planning Division  
450 Capitol Avenue Hartford, CT 06106

### Table of Contents

Content	Page
<b>A. Description of the Issue</b>	3
1. Strategy and Funding Priorities for the FY 2019 JAG Funds	3
2. Sub Grant Award Process And Timeline	5
3. Description Of The Programs To Be Funded Over The 4-Year Grant Period	6
4. Data Used to Determine Priorities and For Comprehensive Planning Efforts	9
<b>B. Project Design and Implementation</b>	13
1. Process For Engaging Stakeholders From Across The Justice Continuum	13
2. Description Of How Local Communities Are Engaged In The Planning Process	13
3. Evidence-Informed Approach To Funding Decisions	14
<b>C. Capabilities and Competencies</b>	15
1. Criminal Justice Stakeholder Policy and Planning Groups	15
2. Public Access to Criminal Justice Public Policy Decision-making	15
3. The Criminal Justice Policy Advisory Commission (CJPAC)	15
4. Criminal Justice Information System (CJIS) Governing Board	17
5. Connecticut Sentencing Commission	17
6. Juvenile Justice Policy and Oversight Committee (JJPOC)	18
7. Racial Profiling Prohibition Project Advisory Board	18
<b>D. Plan for Collecting the Data Required for Performance Measures</b>	19
1. Criminal Justice Policy and Planning Division: Grantium GMS	19
2. The Office of Justice Programs (OJP) Performance Measurement Platform (PMP)	19
<b>E. Governing Body Review</b>	19
<b>F. Public Comment</b>	20
<b>Appendix A: Monthly Indicators Report</b>	21
<b>Appendix B: Criminal Justice Policy Advisory Commission</b>	26
<b>Appendix C: Criminal Justice Policy and Planning Division Research Unit</b>	31
and Statistical Analysis Center	
<b>Appendix D: The Connecticut Opioid Crisis</b>	35
<b>Appendix E: Example - 2015-2016 JAG Local Funds Distribution - Violent Crime Prevention Allocation</b>	38

## A. Description of the Issue

### 1. Strategy and Funding Priorities for the FY 2019 JAG Funds

The totality of the service needs of the Connecticut criminal justice system can best be demonstrated through the examination of the of the budgeted entities and organizations of Connecticut state agencies and organizations, municipal law enforcement agencies and the non-profit community sector serving offenders and victims. **Table 1** provides a comprehensive list of the budgeted entities that make up the Connecticut criminal justice system.

**Table 1**  
**Budgeted Entities and Organizations**  
**Of the Connecticut Criminal Justice System**

Entity/Organization	Proposed Gov's Budget FY 2020
<b>Courts/Probation/Juvenile Justice</b>	
Judicial Branch	\$516,227,000.00
Court Support Services Division (included in JUD above)	
<b>State Law Enforcement/Prosecution</b>	
Chief State's Attorney	\$51,147,000.00
Department of Emergency Services and Public Protection (DESPP)	\$253,281,000.00
State University Police Forces (UCONN, ECSU, CCSU, SCSU, WCSU) (estimated salaries - sworn staff only)	\$9,590,000.00
<b>Defender Services</b>	
Chief Public Defender	\$66,773,000.00
<b>Adult Corrections</b>	
Department of Correction	\$616,477,000.00
Board of Pardons and Paroles (included in DOC above)	
<b>Mental Health and Addiction Services</b>	
Department of Mental Health and Addiction Services (DMHAS)	\$698,697,000.00
<b>Juvenile Delinquency and Child Protective Services</b>	
Department of Children and Families (DCF)	\$788,802,000.00
Office of the Child Advocate	\$670,000.00
<b>Victim Advocacy</b>	
Office of the Victim Advocate	\$406,000.00
<b>Forensic Services</b>	
Office of the Chief Medical Examiner	\$7,015,000.00
<b>Data/Research/Planning and Policy/System Improvement</b>	
Office of Policy and Management	
Criminal Justice Policy and Planning Division (estimated salary expense)	\$1,600,000.00
<b>Grand Total State Government</b>	<b>\$3,010,685,000.00</b>
<b>CT Municipal Law Enforcement</b>	
CT Municipal Law Enforcement Agencies (estimated salaries - sworn staff only)	\$490,000,000.00
<b>Grand Total Municipal Government</b>	<b>\$490,000,000.00</b>
<b>Services in Private/Non-profit community</b>	
Offender Services in private/non-profit community	N/A
Victim Services in private/non-profit community	N/A
<b>Grand Total Private/Non-profit Community</b>	<b>N/A</b>
<b>Grant Total Connecticut Criminal Justice System</b>	<b>\$3,500,685,000.00</b>

Connecticut's allocation of its annual JAG allocation of \$1.6 to \$1.7 million dollars is generally dependent upon an analysis of which agency/entity may be requesting/requiring funding, what is the nature of the project being proposed, does the project have performance metrics that can be adequately measured, and how, and at what decision point, will the criminal justice system be measurably impacted through increased process flow efficiencies, firm/sustainable cost reductions and outright diversion from the criminal system.

Those allocation decisions may be further impacted by current State or Federal Administration criminal justice priorities, current or unforeseen violent crime events, Federal mandates, issue areas and priorities emanating from the Connecticut General Assembly or the wide variety of criminal justice policy and planning groups that are meeting regularly to examine criminal justice issues in Connecticut.

The Criminal Justice Policy and Planning Division of the Office of Policy and Management holds a unique place in the Connecticut criminal justice system owing to its enabling legislation in 2005 (see Public Act 05-249 and codified in [Sec. 4-68m through 4-68r of the Connecticut General Statutes](#)). The Criminal Justice Policy and Planning Division (CJPPD) has been given deep and broad statutory authority and mandates to coordinate criminal justice policy, planning and data collection activities across the Executive and Judicial branches of government.

The State of Connecticut is well placed to be a national leader in its data driven criminal justice policy, planning and program evaluation analyses owing to its statutory mandates to produce (1) a monthly indicator document of system variables (which have been tracked since 2006), (2) an annual prison population forecast report and (3) an annual recidivism study of Connecticut offenders.

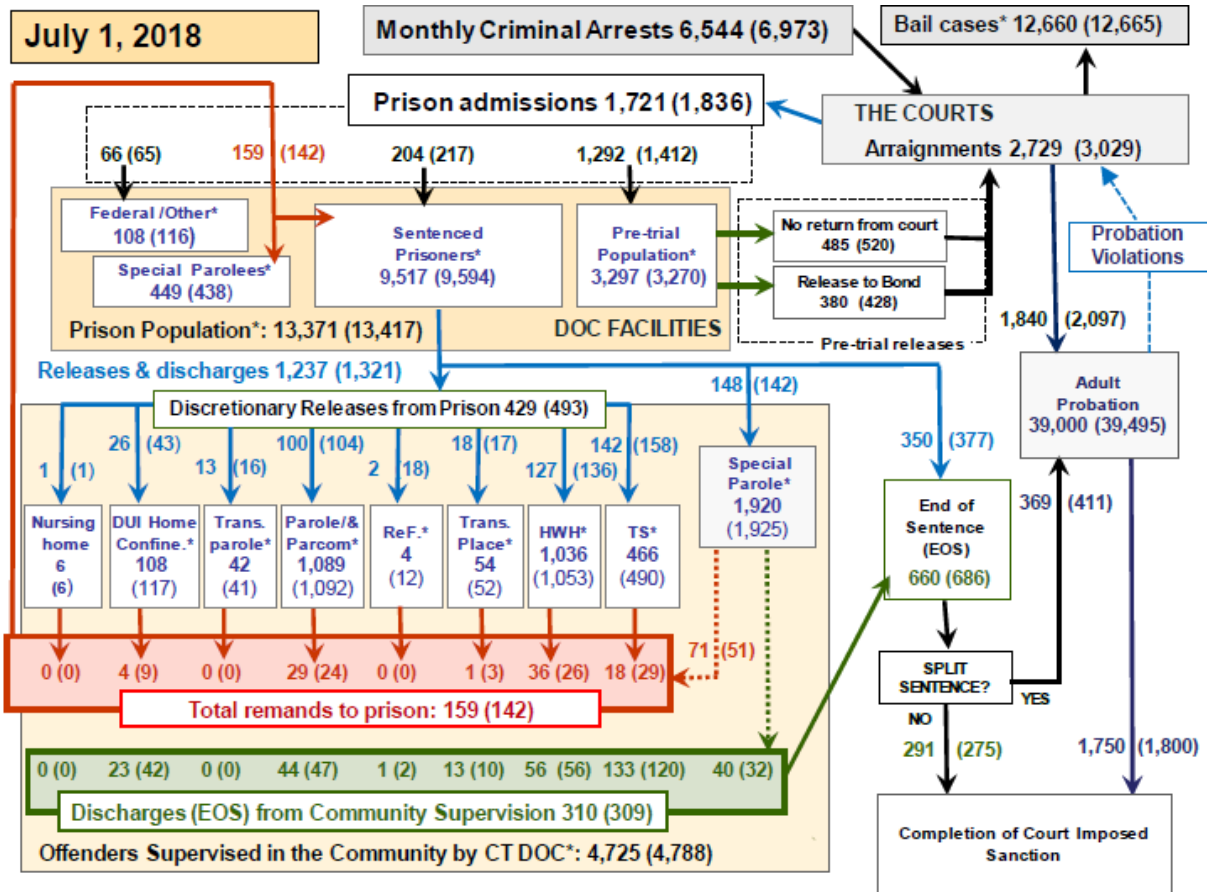
Chart 1 below (e.g., the process flow and systemic decision points in the Connecticut criminal Justice System) presents the monthly input and output model designed to explain the flow of offenders through the Connecticut criminal justice system – from arrest to admissions status to release status and discharge. These statistics are adjusted every month (and published regularly) based on actual counts of offender movements through the system.

The state of Connecticut will continue to use this input/output model and its more comprehensive monthly indicators report (see **Appendix A: Monthly Indicators Report**) to analyze and evaluate project proposals put forth under the JAG program for potential funding.

Generally, the JAG 2019 funding priorities will fall into these broad categories (see Part 3 of this section for a detailed description of these program areas):

1. Local Pass-Through (36.6%) Allocation to Local Law Enforcement Agencies
2. Less than \$10K Allocation to Local Law Enforcement Agencies
3. Recidivism Reduction Programming
4. Multi-jurisdictional Task Forces
5. Comprehensive Reentry Programming
6. Responding to Connecticut Opioid Crisis
7. Provide Assistance to Victims of Crimes
8. National Incident-Based Reporting System (NIBRS)

**Chart 1: Connecticut Criminal Justice System: Monthly Counts and Flows**



**Source:** July 2018 Monthly Indicator Report (July 2018). I. Kuzyk, K. Baudoin, K. Bobula, Office of Policy and Management, Criminal Justice Policy and Planning Division

**2. Sub Grant Award Process and Timeline**

**May – June 2019 Prepare Federal Grant Proposal**

- OPM staff submits draft FY2019 JAG application proposal to OPM Undersecretary as part of the "governing body" review process required in the federal solicitation.
- OPM posts the FY2019 JAG application on the CJPPD Grants webpage for public comment.
- OPM submits the application to USDOJ via the GMS system.
- Convene CJPAC JAG sub-committee to flesh out strategies, service needs, high risk areas and high risk populations.

- The JAG sub-committee includes the state and local government agencies, victim advocacy organizations, public members as well as former offenders. **(See Appendix B)**
- JAG sub-committee reviews public comments and makes revision if necessary.
- OPM posts the strategies on the CJPPD Grants webpage for public comment.

#### **September – October 2019 Sub-awards Project Evaluation and Allocation Options**

- OPM develops FY2019 allocation for each strategy based, in part, on the status of state-funded services and projection of future demand for services and crime trends.
- OPM determines the contracting and procurement process.

#### **November – December 2019 Begin Distribution of JAG 2019 Funds for Approved Project**

- OPM sub-grants funds to agencies and organizations to launch projects contingent on receipt of the federal grant funds.
- OPM manages the sub-recipient award and contract process.

### **3. Description of the Programs to Be Funded Over the 4-Year Grant Period**

#### **A. Priority JAG Policy, Planning and Program Areas**

The State of Connecticut will utilize Federal JAG grant funds received to analyze, evaluate and/or implement evidenced based programming to address one or more of the following activities relative to improving and enhancing the Connecticut criminal justice system:

- Advise and assist the General Assembly in developing plans, programs for improving the effectiveness of the Connecticut criminal justice system;
- Determine the long-range needs of the Connecticut criminal justice system and recommend policy priorities for the system;
- Identify critical problems in the Connecticut criminal justice system and recommend strategies to solve those problems;
- Determine long-range information needs of the Connecticut criminal justice system and acquire that information;
- Analyze and assess the cost-effectiveness of the use of state and local funds in the Connecticut criminal justice system;
- provide for the support of victim advocacy and enhanced victim resources to provide more transparent and understandable information
- Fund, analyze , evaluate and measure the success of community-based services and programs in reducing recidivism in the Connecticut criminal justice system;
- Fund, analyze, evaluate and measure services and programs to build and implement a comprehensive reentry strategy for Connecticut criminal justice system;

- Fund, analyze, evaluate and measure services and programs to address the opioid and heroin addiction epidemic within the Connecticut Criminal Justice system;
- Fund, analyze , evaluate and measure services and programs to ensure community safety and prevent gun violence through the support of multi-jurisdictional Task Forces to ensure community safety and prevent gun violence through enforcement of firearms laws and reduction in trafficking of illegal firearms; support evidence-based gun violence intervention and prevention strategies;
- Fund, analyze, evaluate and measure services and programs to address the National Incident-Based Reporting System (NIBRS) promulgated by the FBI in order to achieve compliance by the nation Year 2020 deadline.

**Program Priority #1:** Support the Criminal Justice Policy and Planning Division (CJPPD) in continuing to coordinate and lead the development of criminal justice policy and planning in the State of Connecticut.

#### **Objectives**

1. Advise and assist the General Assembly in developing plans, programs for improving the effectiveness of the Connecticut criminal justice system;
2. Determine the long-range needs of the Connecticut criminal justice system and recommend policy priorities for the system;
3. Identify critical problems in the Connecticut criminal justice system and recommend strategies to solve those problems;
4. Determine long-range information needs of the Connecticut criminal justice system and acquire that information;
5. Analyze and assess the cost-effectiveness of the use of state and local funds in the Connecticut criminal justice system;

**Priority #2: Developing and Implementing programs that provide assistance to victims of crimes**

#### **Objectives**

1. Provide for the support of victim advocacy and enhanced victim resources to provide more transparent and understandable information on the following issues: the criminal justice process; victimization; victims' legal rights and protections; crisis intervention; emotional support to victims; safety planning; helping victims submit comments to courts and parole boards; helping victims find shelter and transportation; providing referrals for other services for victims; crime prevention.
2. Provide for the capability to establish and maintain accountability for participants in the criminal justice system as it relates to evidence collection and analysis.

**Priority #3:** Fund, analyze, evaluate and measure services and programs to address the opioid and heroin addiction epidemic within the Connecticut Criminal Justice system; (see **Appendix D: The Connecticut Opioid Crisis**)

**BJA Area of Emphasis: Responding to the Opioid Crisis**

**Objectives**

1. Collaborate with the Department of Mental Health and Addiction Services to provide technical assistance to implement OJP promising practices for street-level police intervention and diversion;
2. Collaborate with local police agencies to improve awareness and engage in statewide initiatives to provide access and resources for in-state training for local law enforcement response to the heroin and opioid epidemic.
3. Collaborate with the Department of Correction to continue to implement the evidence based medication assisted treatment (MAT) for incarcerated offenders. Connecticut's MAT program is a component of the Governor's Second Chance Society Initiative that provides offenders with services to help avoid future re-arrest and re-incarceration;

**Priority #4:** Fund, analyze, evaluate and measure services and programs to build and implement a comprehensive reentry strategy for Connecticut criminal justice system;

**Objectives**

1. Support initiatives to reduce recidivism and provide low-risk offenders with opportunities to be productive members of society;
2. Assess and evaluate a statewide, multiagency system that assesses the risk and needs of each offender, targets those needs through provision of evidence based programs and interventions, then employs management and supervision techniques in accordance with identified risks requirements of offenders.
3. Identify and address barriers to the successful transition of offenders from incarceration to the community;
4. Encourage and provide facilitation for Connecticut criminal justice stakeholder agencies and community partners to work collaboratively to ensure that offenders in the criminal justice system successfully reintegrate into their home communities.

**Priority #5:** Fund, analyze, evaluate and measure the success of institutional and community-based services and programs in reducing recidivism in the Connecticut criminal justice system;

**Objectives**

1. Support initiatives to reduce recidivism and provide low-risk offenders with opportunities to be productive members of society;
2. Expand interventions and treatment options for women offenders held in jail and prison facilities as well as women offenders in a community-based corrections program. Reduce risk of recidivism through evidence-based protocols and practices ;
3. Assess and evaluate programs that are tailored specifically to the individual, or cohorts with a similar criminogenic profile, that comprehensively addresses their recidivism risk factors,



**Priority #6:** Fund, analyze, evaluate and measure services and programs through the support of approximately 100 local police agencies and 2 to 3 multi-jurisdictional Task Forces to ensure community safety, to target sources of controlled and illegal substances and to prevent gun violence through enforcement of firearms laws and reduction in trafficking of illegal firearms; support evidence-based gun violence intervention and prevention strategies;

**BJA Area of Emphasis: Reducing Violent Crime**

**BJA Area of Emphasis: Officer Safety and Wellness**

#### **Objectives**

1. Continue to fund the ongoing DESPP-led Statewide Narcotics Task Force; facilitate the provision of local office stipends to sustain local police department participation;
2. Continue to use the JAG Variable Pass-through (VPT) and “Less than 10K” allocations to fund local police agency initiatives designed to ensure community safety, prevent gun violence
3. (Within available funding) Fund one or more multi-jurisdictional Task Forces who are engaged in activities designed to ensure community safety and prevent gun violence;

**Priority #7:** Fund, analyze, evaluate and measure services and programs to address the National Incident-Based Reporting System (NIBRS) promulgated by the FBI in order to achieve compliance by the nation Year 2021 deadline.

#### **Objectives**

1. Collaborate with the Crimes Analysis unit at the Department of Emergency Services and Public Protection to facilitate and ensure their crime data repository is National Incident-Based Reporting System (NIBRS) compliant by the Federal mandated deadline of 2021;
2. Identify and collaborate with non-NIBRS compliant local police departments to facilitate and ensure their crime data reporting and local crime data repositories are National Incident-Based Reporting System (NIBRS) compliant by the Federal mandated deadline of 2021;

## **4. Data Used to Determine Priorities and For Comprehensive Planning Efforts**

The state of Connecticut has a multitude of existing and proposed processes for gathering data and developing and using evidence-based and evidence-gathering approaches in support of funding decisions and priorities.

### **A. Statutory Foundation for Data Collection and Analysis in Connecticut**

The enabling statutes (see Public Act 05-249 and codified in [Sec. 4-68m through 4-68r of the Connecticut General Statutes](#)) for the Criminal Justice Policy and Planning Division provides for comprehensive access to criminal justice system data across the Judicial Branch and key criminal justice stakeholder agencies:

Sec. 68 m (C.G.S)

*(e) (1) At the request of the division, the Department of Correction, the Board of Pardons and Paroles, the Department of Mental Health and Addiction Services, the Department of Emergency Services and Public Protection, the Chief Court Administrator, the executive director of the Court Support Services Division of the Judicial Branch, the Chief State's Attorney and the Chief Public Defender shall provide the division with information and data needed by the division to perform its duties under subsection (b) of this section.*

*(2) The division shall have access to individualized records maintained by the Judicial Branch and the agencies specified in subdivision (1) of this subsection as needed for research purposes. The division, in collaboration with the Judicial Branch and the agencies specified in subdivision (1) of this subsection, shall develop protocols to protect the privacy of such individualized records consistent with state and federal law. The division shall use such individualized records for statistical analyses only and shall not use such records in any other manner that would disclose the identity of individuals to whom the records pertain.*

The results of having this kind of comprehensive access to criminal justice system data is clearly demonstrated in the portfolio of research products developed by the **Research Unit** of the Criminal Justice Policy and Planning Division (see next).

## **B. Criminal Justice Policy and Planning Division Research Unit and Statistics Analysis Center (SAC)**

The Criminal Justice Policy and Planning Division (CJPPD) contains a 3 person Research Unit – led by the director of the state Statistical Analysis Center (SAC). The work of the unit is generally defined by (1) regular (mandated) scheduled reports and (2) special studies and statistical analyses - generally original research - aimed at (1) identifying critical policy and planning issues through the examination of the demographics or criminogenic behaviors or risk factors of a particular cohort of the incarcerated (or paroled, etc.) inmate population or, (2) endeavoring to understand baseline business process flows of the stakeholder agencies within the Connecticut criminal justice system and the impact of those business process flows on the efficient movement of offenders into and out of the system.

The work of the Research unit can be found (or referenced) on the home page of the Criminal Justice Policy and Planning Division at this [web address](#).

Additional geospatial analyses can be found on the [CT Statistical Analyses Center website](#).

Specific links to a representative sample of the Research unit's work can be found in **Appendix C: Criminal Justice Policy and Planning Division Research Unit and Statistical Analysis Center**.

## **C. Criminal Justice Information System/CISS Development**

The Connecticut Criminal Justice Information System (CJIS) was established to design and implement an information technology system to be used by Connecticut Criminal Justice and Law Enforcement Agencies (LEAs) to share Criminal Justice information in a secure environment, thereby enhancing informed decision-making.

As part of the changes put forth by P.A. 08-01 (later codified as CGS 54-142s), the CJIS Governing Board was charged with designing and implementing a comprehensive, State-wide system to facilitate the sharing of information between all Criminal Justice Agencies. A plan for a new information sharing system, the Connecticut Information Sharing System (CISS), was established.

Now operational, the Connecticut Information Sharing System (CISS) is a comprehensive, state-wide criminal justice information technology system that provides the ability to electronically share offender information within Connecticut's criminal justice community. CISS will take data input from criminal justice databases and make it searchable to law enforcement and justice officials with the proper security clearance and credentials. This information includes data capture of offender violations, as well as the retrieval of judicial, criminal offender, and DMV information. Data can be in text, audio, video, and graphical format. Connecticut's criminal justice community consists of eleven criminal justice agencies with over 23,000 staff members and utilizes fifty-two information systems to support its business needs.

A comprehensive presentation of the benefits of this system is available at this [web address](#).

The development of this project has been supported by a \$60 million investment of State bond funds.

#### **D. Senate Bill 880: An Act Increasing Fairness and Transparency in the Criminal Justice System**

A current data development activity in Connecticut, sponsored by Governor Ned Lamont, is centered on the passage of Senate Bill 880: An Act Increasing Fairness and Transparency in the Criminal Justice System.

According to the bill language, the Division of Criminal Justice (the state's prosecuting attorneys), in consultation with the Judicial Branch, the Department of Correction and the criminal Justice Information System Governing Board, shall collect:

- (1) Arrests, including data on citations, summonses, custody arrests, warrants and on-site arrests;
- (2) Arraignments of individuals in custody;
- (3) Continuances;
- (4) Diversionary programs, including data on program applications, program diversions, successful completions by defendants of such programs, failures by defendants to complete such programs and people in diversion on the first of the month;
- (5) Contact between victims and prosecutorial officials, including data on cases involving victims;
- (6) Dispositions, including data on pending cases and cases disposed of;
- (7) Nonjudicial sanctions, including data on nonjudicial sanctions applied, successful completion of nonjudicial sanctions, failure of nonjudicial sanctions and persons on nonjudicial sanction status on the first of the month;
- (8) Plea agreements, including data on total plea agreements, agreements involving probation, agreements involving prison, other agreements and prosecutor's last best offer;
- (9) Cases going to trial, including data on cases added per month, pending trial cases, plea offers accepted by the court per month, plea offers rejected by the court per month, disposition by trial, disposition involving probation, disposition involving prison and other dispositions;

- (10) Demographics, including data on race, sex, ethnicity and age;
- (11) Court fees or fines, including those imposed by the court at the disposition of the defendant's case and any outstanding balance the defendant may have on such fees or fines;
- (12) Restitution amounts ordered pursuant to subsection (c) of 56 section 53a-28 of the general statutes, including any amount collected by the court and any amount paid to a victim; and
- (13) The zip code of the defendant's primary residence.

Per the bill, the Office of Policy and Management must make a presentation of their findings to the Connecticut Criminal Justice Commission regarding their findings based upon an analysis of this data.

The complete bill language is available at this [web address](#).

### **E. NCHIP Investment in Critical State Criminal History Repositories**

The Office of Policy and Management is also the prime recipient of National Criminal History Improvement Program (NCHIP) grant funds from the Department of Justice. This grant funds are being used to both enhance and rebuild the two major criminal history repositories in the Connecticut criminal justice system:

- The **Criminal Motor Vehicle System (CRMVS)** - a statewide Judicial Branch Criminal and Motor Vehicle Court Case Management application.
- The **Computerized Criminal History (CCH)** database system managed by the Department of Emergency Management and Public Protection

Among many NCHIP projects implemented over the years, this funding stream has been used to respond to NCHIP goals and objectives for improving Connecticut's criminal history system, enhancing participation in the Interstate Identification Index (III), interfacing with NICS, implementing a sex offender registry, providing additional offender data involving stalking and child, disabled, or elder abuse, implementing the National Crime Prevention and Privacy Compact, and enhancing capability to respond to the Brady Act and National Child Protection Act requirements.

**Table 2**  
**National Criminal History Improvement Program**  
**(NCHIP)**  
**Awards 2014-2018**

<b>Year</b>	<b>NCHIP Award</b>
2014	\$1,931,188.00
2015	\$2,170,386.00
2016	\$2,157,495.00
2017	\$1,606,122.00
2018	\$3,342,734.00
<b>Total</b>	<b>\$11,207,925.00</b>

## **B. Project Design and Implementation**

### **1. Process for Engaging Stakeholders from Across the Justice Continuum**

The State of Connecticut has a centralized and unified criminal justice system. Connecticut is divided into 169 municipalities. There is no county government. There is no overlap of functions such as might arise with county government or a multi-tier court system. The Judicial Branch operates a single tier, unified court system with an intermediate appellate court and a supreme court. With the exception of local police services in the larger communities, all criminal justice functions are provided by state agencies.

All of the criminal and juvenile justice formula grant programs emanating from the U. S. Department of Justice, except the Victims of Crime Act, are administered by the same unit within the Criminal Justice Policy and Planning Division of the Office of Policy and Management (OPM). The Office of Policy and Management, the state administrative agency (SAA) for the JAG Grant, is well positioned to coordinate JAG Grant activities with other federal and state initiatives given that it is the state's budget and planning agency.

In addition to serving as the SAA for the JAG grant, the Criminal Justice Policy and Planning Division (CJPPD) of OPM is statutorily required to develop strategic plans to improve the outcomes and operation of the criminal justice system. The CJPPD collaborates with the state criminal justice agencies and local governments in assessing and analyzing existing functions and identifying opportunities for improvements in services to promote greater public safety. The CJPPD Undersecretary serves as the chair of the **Criminal Justice Policy Advisory Commission (CJPAC)**. By statute (Sec. 4. Section 18-87j), the CJPAC is directed to:

- (1) Develop and recommend policies for preventing prison and jail overcrowding;
- (2) Examine the impact of statutory provisions and current administrative policies on prison and jail overcrowding and recommend legislation to the Governor and the General Assembly;
- (3) Research and gather relevant statistical data and other information concerning the impact of efforts to prevent prison and jail overcrowding and make such information available to criminal justice agencies and members of the General Assembly;
- (4) Advise the undersecretary of the Criminal Justice Policy and Planning Division on policies and procedures to promote more effective and cohesive state criminal justice and juvenile justice systems and to develop and implement the offender reentry strategy.

### **2. Description of How Local Communities Are Engaged In the Planning Process**

The Criminal Justice Policy and Planning Division engages local communities in the criminal justice planning process primarily through its allocation of (1) the Variable Pass Through component and (2) the "Less than 10K" component to 93 local law enforcement agencies in Connecticut.

The Criminal Justice Policy and Planning Division collaborates with the Connecticut Police Chiefs Association Executive Board in the evaluation of options for the distribution of (1) the Variable Pass Through component and (2) the “Less than 10K” component to 93 local law enforcement agencies in Connecticut based upon the calculation of a Violent Crime Index variable for each town. Based upon those variables, a negotiated allocation distribution scheme is agreed upon and implemented. Generally, this allocation occurs across 2- 3 years of accumulated JAG funding due to staffing and resource considerations in the Criminal Justice Policy and Planning Division. An example of the agreed upon allocation scheme for 2015 and 2016 JAG VPT and “less than 10 K” funds is presented in Appendix E.

In addition, both statewide and local JAG funds are also made available for the Local Officer Incentive (LOI) program to participate in the Department of Emergency Services and Public Protection’s (DESPP) State wide Narcotics Task Force regional drug trafficking enforcement activities. The LOI funding provides a stipend to reimburse local departments for officer participation.

Both statewide and local JAG funds are also made available to specific State/Local multi-jurisdictional task forces to ensure community safety, to prevent gun violence through enforcement of firearms laws and reduction in trafficking of illegal firearms and to support evidence-based gun violence intervention and prevention strategies.

### **3. Evidence-Informed Approach to Funding Decisions**

The grants staff of the Criminal Justice Policy and Planning Division are regular visitors to the NIJ CrimeSolutions.gov database. Staff use the database as a reference to search both “Program” and “Practices section of the database to search for new ideas or evaluate existing or proposed project ideas or suggestions.

In addition, the Criminal Justice Policy and Planning Division (CJPPD) contains a 3 person Research Unit – led by the director of the state Statistical Analysis Center (SAC). The work of the unit is generally defined by (1) regular (mandated) scheduled reports and (2) special studies and statistical analyses - generally original research - aimed at (1) identifying critical policy and planning issues through the examination of the demographics or criminogenic behaviors or risk factors of a particular cohort of the incarcerated (or paroled, etc.) inmate population or, (2) endeavoring to understand baseline business process flows of the stakeholder agencies within the Connecticut criminal justice system and the impact of those business process flows on the efficient movement of offenders into and out of the system.

The work of the Research Unit is used regularly to evaluate, or in fact discover, issues regarding process flow and/or measurable statistics which can be used to improve, enhance or evaluate suggested sub recipient grant projects.

The Monthly Indicators report (**see Appendix A: Monthly Indicators**), which has been produced every month since 2006, is a critical resource to provide evidenced based decision making regarding proposed or recommended sub grant projects. An excellent example of how their work can influenced evidenced based project evaluation and decision making can be found in **Appendix D: The Connecticut Opioid Crisis**. This is a highly instructive example of original research which provides the definitive statistical underpinnings necessary to gain a grasp of the Opioid epidemic in Connecticut – and begin the process

of how to constructively approach the problem. Further examples of the depth and breadth of their work can be found in **Appendix C Appendix C: Criminal Justice Policy and Planning Division Research Unit and Statistical Analysis Center**.

The complete work of the Research unit can be found (or referenced) on the home page of the Criminal Justice Policy and Planning Division at this [web address](#).

## C. Capabilities and Competencies

### 1. Criminal Justice Stakeholder Policy and Planning Groups

It is important to understand the absolute number and breadth of Criminal Justice Stakeholder Policy and Planning Groups that meet regularly to analyze and evaluate the state of the Connecticut criminal justice system from unique and alternative points of view. Project proposals for the use of JAG funds can, and often do, emanate from the deliberations of these statewide criminal justice policy and planning groups.

### 2. Public Access to Criminal Justice Public Policy Decision-making

It is also important to note the majority of these statewide criminal justice policy and planning meetings are televised via streaming media and dedicated cable television channels found throughout Connecticut. The Connecticut Network (CT-N) is funded by the Connecticut General Assembly and represents itself as the citizen's source for complete and balanced television and webcast coverage of Connecticut state government and public policy.

*"It is the mission of the Connecticut Network to provide Connecticut's citizens with access to unbiased information about state government deliberations and public policy events through noncommercial television coverage and other relevant technologies in order to educate the public and advance the public's understanding of political processes and the development of public policy."*

The Connecticut Network (CT-N) web page can be found at this [web address](#).

### 3. The Criminal Justice Policy Advisory Commission (CJPAC)

The Criminal Justice Policy Advisory Commission, commonly referred to as CJPAC, is the principle cross-branch, interagency planning group that meets regularly to address strategic planning and policy issues affecting the Connecticut Criminal Justice system. By statute, the CJPAC is chaired by the Undersecretary for Criminal Justice Policy and Planning Division of the Office of Policy and Management.

CJPAC includes the following state and local government agencies and non-profit community-based organizations. Each of the organizations listed below is [hyperlinked](#) to their home page to provide for a more detailed evaluation and analysis of their core criminal justice functions in Connecticut State government and the non-profit community.

- [Department of Correction \(DOC\)](#)  
All jails and prisons in Connecticut are operated under authority of DOC.

- **Judicial Branch Courts (JUD)**  
All criminal courts in Connecticut are operated under authority of the Judicial Branch.
- **Judicial Branch Court Support Services Division (JB CSSD)**  
The Court Support Services Division (CSSD) oversees pretrial services, family services, divorce and domestic violence, probation supervision of adults and juveniles as well as juvenile residential centers including Juvenile Detention. CSSD also administers a network of statewide contracted community providers that deliver treatment and other support services
- **Department of Mental Health and Addiction Services (DMHAS)**  
DMHAS is responsible for publicly funded mental health and substance abuse services statewide. DMHAS Forensic Division (DMHAS DFS) funds services and housing for people with mental illness and/or addictions who are justice involved.
- **Department of Emergency Services and Public Protection (DESPP)**  
DESPP includes the Division of State Police and serves as the local law enforcement agency for sixty-eight small local government jurisdictions.
- **Division of Public Defender Services (DPDS)**  
DPDS provides legal counsel to “indigent” accused adults and juveniles state-wide.
- **Division of Criminal Justice (DCJ) (Prosecutors)**  
All criminal matters in Connecticut are prosecuted under authority of DCJ.
- **Connecticut Police Chiefs Association (CPCA)**  
Represents local government law enforcement perspective of policy reform.
- **Connecticut Coalition Against Domestic Violence (CCADV) (victim advocacy organization)**  
CCADV is a non-profit organization which advocates for policy reforms to protect victims of domestic violence.
- **Connecticut Alliance to End Sexual Violence (CAESV) (victim advocacy organization)**  
CAESV is a non-profit organization which advocates for policy reforms to protect victims of sexual violence.
- **Public Members**

CJPAC has met regularly, virtually every month, since 2006. CPAC’s member list, agendas, meeting minutes, presentations and meeting videos are available at this [web address](#). **Appendix B, Criminal Justice Policy Advisory Commission**, of this document includes those same items for the 22 month period June 2017 to April 2019.



#### 4. Criminal Justice Information System (CJIS) Governing Board

The CJIS Governing Board, created by Public Act 99-14, in 1999 was charged with the following: "design and implement a comprehensive, state-wide system to facilitate the immediate, seamless and comprehensive sharing of information between all state agencies, departments, boards and commissions having any cognizance over matters relating to law enforcement and criminal justice, and organized local police departments and law enforcement officials."

Additionally, P.A. 08-01 expanded the membership of the governing board and added provisions for an executive director and staff to fulfill the requirements of the statutory mandates. The new system was established as the Connecticut Information Sharing System (CISS). CISS is the technical capability to be used by agencies with criminal justice responsibilities to improve the sharing of actionable information to those agencies involved in the management of crime data and criminal offenders.

CJIS Governing Board stakeholder agencies include the following State agencies and organizations. Each of the organizations listed below is **hyperlinked** to their home page to provide for a more detailed evaluation and analysis of their core criminal justice functions in Connecticut State government.

- [Department of Emergency Services and Public Protection](#)
- Judicial Branch's [Office of Chief Court Administrator](#)
- Judicial Branch's [Court Support Services Division](#)
- Judicial Branch's [Superior Court Operations](#)
- Division of Criminal Justice, [Office of the Chief State's Attorney](#)
- Division of Public Defender Services, [Office of Chief Public Defender](#)
- [Department of Correction](#)
- [Board of Pardons and Paroles](#)
- [Department of Motor Vehicles](#)
- [Office of Victim Advocate](#)
- Office of Policy and Management, [Criminal Justice Policy and Planning Division](#)
- [Department of Administrative Services](#) IT Services
- [Connecticut Police Chiefs Association](#)

A more complete and comprehensive explanation of the CJIS Governing Board is available at this [web address](#).

#### 5. Connecticut Sentencing Commission

The Connecticut Sentencing Commission has been established by Connecticut General Statutes Sec. 54-300.

The mission of the organization is also articulated within the enabling statute:

*"the mission of the commission shall be to review the existing criminal sentencing structure in the state and any proposed changes thereto, including existing statutes, proposed criminal justice legislation and existing and proposed sentencing policies and practices and make recommendations to the Governor, the General Assembly and appropriate criminal justice agencies."*

The Commission is made up of members from the Judicial Branch, Executive Branch criminal justice stakeholder agencies, police chiefs, private sector citizens and includes the Undersecretary of Criminal Justice Policy and Planning Division of the Office of Policy and Management. The complete membership list is available at this [web address](#).

A more complete and comprehensive explanation of the Connecticut Sentencing Commission is available at this [web address](#).

## **6. Juvenile Justice Policy and Oversight Committee (JJPOC)**

The Juvenile Justice Policy and Oversight Committee (JJPOC) was established by Section 79, of Public Act 14-217 "to evaluate policies related to the Juvenile Justice system and the expansion of juvenile jurisdiction to include persons sixteen and seventeen years of age".

The JJPOC has met regularly (every 4-6 weeks), beginning in October of 2014. In addition, the JJPOC includes 4 major working groups encompassing approximately 100 participants across all the major juvenile justice stakeholder agencies and Connecticut child advocacy organizations: 1) Cross Agency Data Sharing Workgroup; 2) Recidivism Reduction Work Group; 3) Incarceration Work Group and 4) Diversion Work Group. The work of the committee is facilitated by its research partner: Tow Youth Justice Institute at the University of New Haven Henry C. Lee College of Criminal Justice and Forensic Sciences.

A more complete and comprehensive explanation of the Juvenile Justice Policy and Oversight Committee (JJPOC), the membership list, agendas, meeting minutes, presentations and meeting videos are available at this [web address](#).

## **7. Racial Profiling Prohibition Project Advisory Board**

The Alvin W. Penn Racial Profiling Prohibition Act (Public Act 99-198) was first enacted in 1999 in the State of Connecticut. The law prohibits any law enforcement agency in the state from stopping, detaining, or searching motorists when the stop is motivated solely by considerations of the race, color, ethnicity, age, gender, or sexual orientation of that individual (Connecticut General Statutes Sections 54-1l and 54-1m).

In 2012, the Racial Profiling Prohibition Project Advisory Board was established to advise the Office of Policy and Management (OPM) in adopting the law's standardized methods and guidelines. The Institute for Municipal and Regional Policy (IMRP) at Central Connecticut State University was tasked to help oversee the design, evaluation, and management of the racial profiling study mandated by Public Act No. 12-74 and Public Act No. 13-75, "An Act Concerning Traffic Stop Information." The project staff worked with the state's Criminal Justice Information System (CJIS) to develop a system to collect consistent and universal traffic stop information and submit it to CJIS electronically on a monthly basis.

The Advisory Board is made up of members from Executive Branch criminal justice stakeholder agencies, the Connecticut Department of Motor Vehicles, the Connecticut Department of Transportation, police chiefs, members of the Connecticut General Assembly and human rights and opportunities advocacy

organizations - both internal and external to state government. The complete membership list is available at this [web address](#).

A more complete and comprehensive explanation of the Connecticut Racial Profiling Prohibition Project, its annual reports and data repositories is available at this [web address](#).

## **D. Plan for Collecting the Data Required for Performance Measures**

### **1. Criminal Justice Policy and Planning Division: Grantium GMS**

All JAG sub-recipient grant management activities are conducted through the Criminal Justice Policy and Planning Division GMS known as Grantium

The implementation of the **GRANTIUM** grants management system encompasses beginning-to-end management and administration of grant programs and sub-recipient grant projects in a secure web-enabled workflow-driven system.

Key grant administration business process outcomes supported include:

- Password protected access control and user account management for applicants and sub-recipients
- Online application submission
- Online submission of Progress, Quarterly Financial and Performance Management reports such as Time Accountability reports and Property/Equipment Inventory lists
- Online submission of Payment Requests
- Inclusion of all grant related correspondence, including e-mail, word processing documents, notes, portable document files, etc.
- Automated grantee and grantor-initiated Amendments and/or Grant Adjustment Notices (GAN)
- Automated Final financial Reconciliation and Grant Close-Out

### **2. The Office of Justice Programs (OJP) Performance Measurement Platform (PMP)**

The Criminal Justice Policy and Planning Division (CJPPD) of the Office of Policy and Management has been the SAA for the JAG grant since its inception (<https://ojp.gov/performance/>). CJPPD grant staff are fully aware of the Performance Measurement Tool requirements for each program area of the JAG grant. Sub-recipient progress reports are crafted to collect the necessary JAG program area data to fulfill the PMT requirements of each sub-recipient grant project.

## **E. Governing Body Review**

The SAA (OPM CJPPD) for Connecticut's JAG grant is a sub-division of the "governing body of the state" (Connecticut Office of Policy and Management).

The Connecticut Office of Policy and Management, Criminal Justice Policy and Planning Division (OPM CJPPD) made its Fiscal Year 2019 JAG application available to the Undersecretary, Connecticut Office of Policy and Management for its review and comment on 05/21/2019.

## **F. Public Comment**

The Connecticut Office of Policy and Management, Criminal Justice Policy and Planning Division (OPM CJPPD) made its Fiscal Year 2019 JAG draft application available public comment via the OPM website

## Appendix A

# Monthly Indicators Report

# OPM - Criminal Justice Policy & Planning Division Monthly Indicators Report

## Highlights

- On April 1<sup>st</sup> there were 13,220 inmates in Connecticut prisons and jails, down 1% from March 1<sup>st</sup>. The decline predominantly resulted from a drop in the pretrial population.
- With the legislative session in full swing, this paper thought that it would be helpful to remind readers about some recent legislative changes and the impact, intended and otherwise on the pretrial population at the CT DOC. By restricting the court's use of cash-only bonds, legislation enacted in 2017 may have reconfigured the bond landscape among pretrial detainees at the CT DOC. See chart 2a for more.
- Following up on our Women in Jail study released last year, we have published a qualitative addendum to that report. Included, interested readers will find survey results based on thirty-three, in-depth interviews conducted by our staff at York CI. The report is available at the wonky url below: [https://portal.ct.gov/-/media/OPM/CJPPD/CJAbout/SAC-Documents-from-2018-and-2019/Women-in-Jail-Interview-Notes\\_FINAL-\\_20190319KSB.pdf?la=en](https://portal.ct.gov/-/media/OPM/CJPPD/CJAbout/SAC-Documents-from-2018-and-2019/Women-in-Jail-Interview-Notes_FINAL-_20190319KSB.pdf?la=en)
- For the first time since May 1997 the total number of offenders under the CT DOC's supervision (which includes all inmates in facilities as well as those supervised in the community) is below 18,000. Remarkably, this is possible in spite of roughly 2,400 special parolees under DOC supervision. Special parole legislation was passed in 1998.

## Prison Population Forecast

Last month, the prison population shrank slightly faster than OPM predicted in its February 2019 forecast. The month of April was once an inflection point on annual trendlines of the prison population. Prior to 2016, the prison population declined from its peak in early February through the end of March. It was relatively uncommon to see the prison population either grow or contract dramatically between April and September. Since 2016 the trendlines have fallen throughout the calendar year with an abrupt change in June 2018.

Chart 1 illustrates the actual prison population trendline during 2018. Falling through spring, as predicted, the prison population kept dropping from its peak in February until stymied in June.

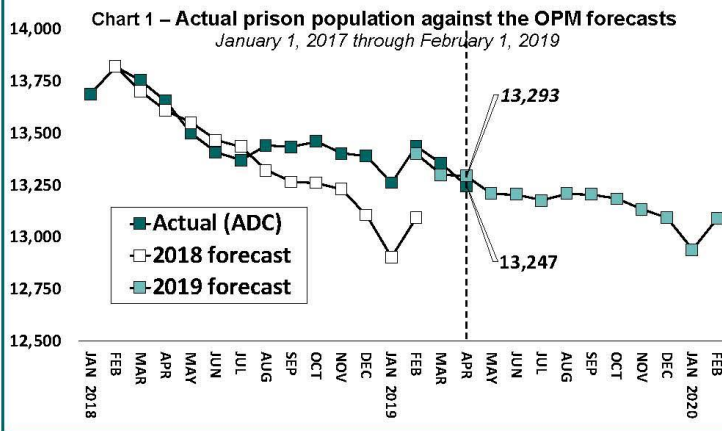
The hard stop in June 2018 is directly related to a sudden slowing in the sentenced population's decline. Last April, the sentenced population was 8 percent lower than in 2017. This April, it has only fallen about 3 percent, year-on-year.

TABLE 1 – Prison Population Forecast

	Avg. Daily Count	OPM 2019 Forecast	Inmate difference
JAN '19	13,259	-	-
FEB	13,436	13,400	-
MAR	13,352	13,298	-54
APR	13,247	13,293	46
MAY		13,208	-
JUN		13,205	-
JUL		13,177	-
AUG		13,207	-
SEP		13,204	-
OCT		13,183	-
NOV		13,131	-
DEC		13,094	-
JAN '20		12,940	-
FEB		13,090	-

*Avg. Daily Count (ADC) for 1st week of month*

The decline in the sentenced population now more directly reflects the decline visible in most criminal justice metrics. This suggests a system operating in a stable manner. OPM's prior forecasts, 2016 and 2017 specifically assumed the system would operate in a stable manner, but underestimated the impacts of internal, hard to quantify changes that shortened the length of stay of sentenced offenders.



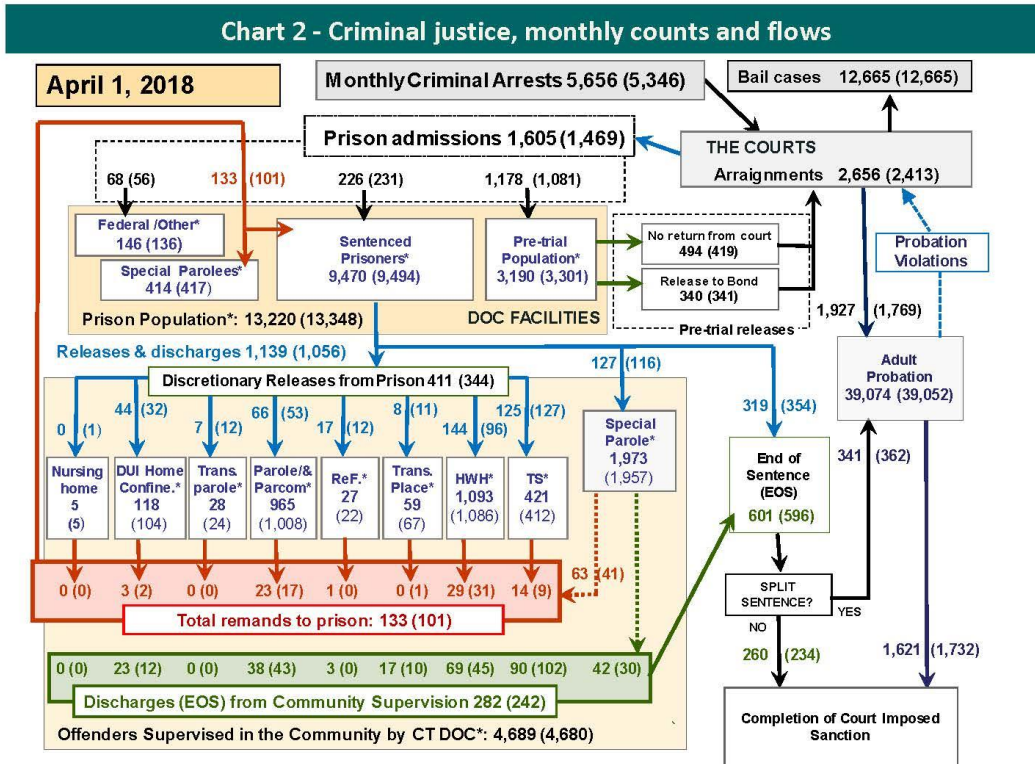
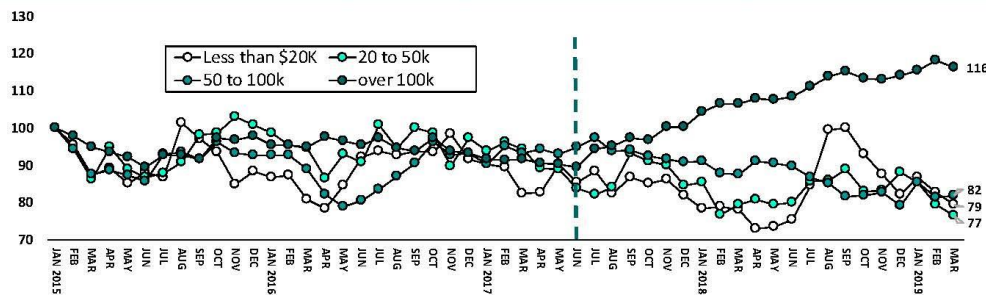


Chart 2 contains monthly operations data for March 2019 and daily counts reported on Apr. 1, 2019. Asterisks (\*) indicate the daily count on Apr. 1<sup>st</sup>. Figures for last month are enclosed by parentheses. Sources: Arrests – CRMVS, Court and probation data - CSSD, all other data - CT DOC. Note: Some Judicial Branch data this month is estimated.

### Chart 2a – Changes to bail policy and the pretrial population



Public Act 17-145 took effect on July 2017. The legislation sought to reduce the number of pretrial offenders held in the DOC on relatively low, cash-only bonds. The chart above reflects the change since January 2015 in the number of pretrial detainees by bond amount. The dashed vertical line shows when changes to bond policy went into effect. Prior to the change in policy, different bond ranges moved roughly in the same pattern.

assumes that the growth reflects courts adapting to change. Where, under the old rules, a defendant would be held on a \$20,000 - cash only - bond, now a similar defendant would be held on a \$200,000 surety bond.

One lingering question, did the change to bail policy reduce the number of pretrial detainees held on bond at the DOC? Here is one statistic. Pretrial offenders held on bond - July 2017 – 3,150 vs April 2019 – 3,190.

Since the policy change, those held on higher bonds has grown steadily. OPM

**Table 2 - First-of-month totals**

	2018			2019			% Change	
	Feb. 1	Mar. 1	Apr. 1	Apr. 1	Monthly	Annual		
<b>DOC Facilities</b>								
Federsl/Other	118	136	146	123	7.4%	18.7%		
Sentenced	9,534	9,494	9,470	9,818	-0.3%	-3.5%		
Special Parole	428	417	414	460	-0.7%	-10.0%		
Pre-trial	3,365	3,301	3,190	3,255	-3.4%	-2.0%		
<b>Total</b>	<b>13,445</b>	<b>13,348</b>	<b>13,220</b>	<b>13,656</b>	<b>-1.0%</b>	<b>-3.2%</b>		
<b>DOC Community</b>								
Transfer Parole	14	24	28	20	16.7%	40.0%		
Parole/ Parcom Total	1,024	1,003	965	1,088	-3.8%	-11.3%		
Parole	857	835	795	927	-4.8%	-14.2%		
Parcom @ CT	167	168	170	161	1.2%	5.6%		
Furlough	15	22	27	9	-	-		
Trans Placement	68	67	59	58	-11.9%	1.7%		
DUI/Home confine.	88	104	118	86	13.5%	37.2%		
Halfway House Total	1,061	1,086	1,093	1,062	0.6%	2.9%		
Comm Release	514	510	525	527	2.9%	-0.4%		
TS	28	35	33	54	-5.7%	-38.9%		
Parole	163	148	157	151	6.1%	4.0%		
Transfer Parole	2	3	2	1	-	-		
Special Parole	354	390	376	329	-3.6%	14.3%		
TS	419	412	421	493	2.2%	-14.6%		
Nursing home	5	5	5	7	-	-		
Special Parole	1,959	1,957	1,973	1,824	0.8%	8.2%		
<b>Total</b>	<b>4,653</b>	<b>4,680</b>	<b>4,689</b>	<b>4,650</b>	<b>0.2%</b>	<b>0.8%</b>		

**Table 2a - Monthly admissions, releases & discharges**

	2018			2019			% Change	
	Jan.	Feb.	Mar.	Mar.	Monthly	Annual		
<b>Admissions</b>								
Federsl/Other	73	56	68	65	21.4%	4.6%		
Remands	133	101	133	148	31.7%	-10.1%		
DUI	2	2	3	5	-	-		
Parole	21	17	23	28	35.3%	-17.9%		
Trans Plac/Furlough	3	1	0	2	-	-		
HWH	27	31	29	33	-6.5%	-12.1%		
TS	26	9	14	22	55.6%	-36.4%		
Special Parole	54	41	63	58	53.7%	8.6%		
New Sentence	399	231	226	236	-2.2%	-4.2%		
VOP	101	66	62	72	-6.1%	-13.9%		
Pre-trial	1,332	1,081	1,178	1,284	9.0%	-8.3%		
<b>Total</b>	<b>1,937</b>	<b>1,469</b>	<b>1,605</b>	<b>1,733</b>	<b>9.3%</b>	<b>-7.4%</b>		
<b>Releases and discharges</b>								
Transfer Parole	6	12	7	17	-	-		
Parole	96	53	66	97	24.5%	-32.0%		
Furlough	12	12	17	10	-	-		
Trans. Placement	18	11	8	25	-27.3%	-68.0%		
Home Confinement DUI	28	32	44	39	37.5%	12.8%		
HWH	118	96	144	130	50.0%	10.8%		
TS	136	127	125	159	-1.6%	-21.4%		
Special Parole	132	116	127	137	9.5%	-7.3%		
Nursing home	0	1	0	0	-	-		
End of Sentence	549	596	601	700	0.8%	-14.1%		
<b>Total</b>	<b>1,095</b>	<b>1,056</b>	<b>1,139</b>	<b>1,314</b>	<b>7.9%</b>	<b>-13.3%</b>		
<b>Pre-trial Releases*</b>								
From Court	509	419	494	448	17.9%	10.3%		
Release to Bond	357	341	340	389	-0.3%	-12.6%		

\* Totals reflect events, not individual offenders

**DOC - Community Release Unit (CRU)**

**Table 3 - Case reviews and release metrics**

	Cases				Approval Rate
	Reviewed	Approved	Denied	Continued	
Jan. '19	695	332	106	101	48%
Feb.	636	290	85	97	46%
Mar.	737	341	113	115	46%
Mar. '18	713	344	101	107	48%

**Board of Pardons and Paroles**

**Table 4 - Parole hearings, new cases**

	Parole Hearings	Paroles granted	Grant rate	Paroles granted, 2017	Paroles granted, 2016
Jan. '19	117	65	56%	87	77
Feb.	138	83	60%	77	100
Mar.	134	71	53%	91	95

**Table 4a - Other BOPP actions**

	Reparole from revocation	Reparole from rescission	Closed interest cases	Special parole cases	Transfer parole cases
Jan. '19	43	2	28	18	15
Feb.	30	1	15	34	10
Mar.	52	0	33	22	26
Mar. '18	43	4	26	34	11

**The pre-trial population**

**Table 5 - Bond ranges for pre-trial detainees**

Bond amount	Feb. 1, 2019	Mar. 1, 2019	Apr. 1, 2019	Apr. 1, 2018
Less than \$20K	531	510	498	468
\$20K to <\$50K	467	450	428	475
\$50K to <\$100K	630	635	605	705
\$100K or higher	1,858	1,829	1,782	1,699
Persons w/bonds	3,486	3,424	3,313	3,347
Over \$1M	196	198	204	192

**Table 5a - Pre-trial, weeks since admission**

Weeks since last DOC admit	Feb. 1, 2019	Mar. 1, 2019	Apr. 1, 2019	Apr. 1, 2018
< 1 week	368	367	387	448
1 to < 3 weeks	331	277	319	313
3 to < 10 weeks	852	799	695	744
10 to < 30 weeks	1,008	1,026	994	924
30 wks or more	933	959	919	918
Pre-trial prisoners	3,492	3,428	3,314	3,347

**Table 5b - Pre-trial admits, new offenders**

	Jan. 2019	Feb. 2019	Mar. 2019	Mar. 2018
Arraignments	2,884	2,413	2,656	2,565
Pre-trial Admits	1,332	1,081	1,178	1,284
New to DOC	380	295	299	345
% New	29%	27%	25%	27%

**Court Support Services Division**

**Table 6 - The Jail Re-interview Program**

	Pre-trial admissions	Offender interviews	Offenders released	Released last year
Jan. '19	1,332	973	324	301
Feb.	1,081	827	325	311
Mar.	1,178	784	328	333

**Table 6a - Pre-trial bail and probation caseloads**

	Pre-trial Bail Case Starts	Client Supv. Starts	Split Sentence Starts	Pre-trial bail cases
Jan. '19	2,050*	2,101	375	12,665*
Feb.	2,050*	1,769	362	12,665*
Mar.	2,050*	1,927	341	12,665*
Mar. '18	2,085*	1,927	418	12,675*

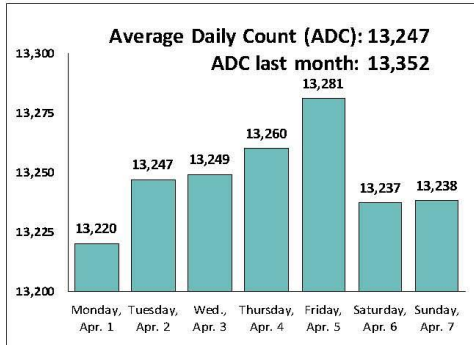
\* CSSD estimates

Note: Figures published here are based on the operational data available at the time of publication. Data in subsequent issues may not agree.



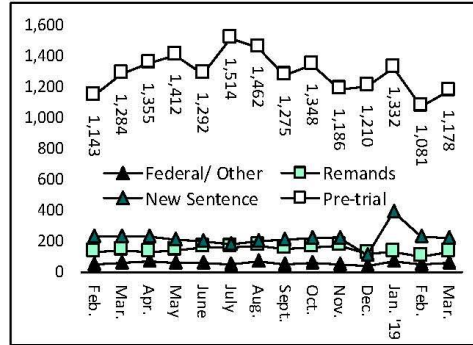
**Chart 3 – Prison population**

First week of the month, avg. daily count (ADC)



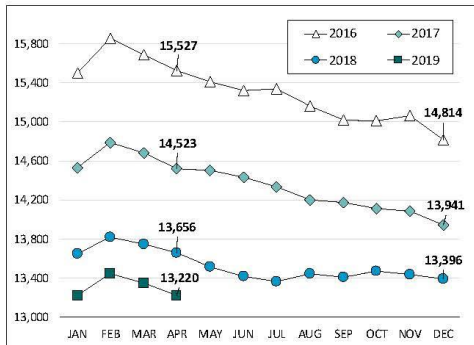
**Chart 6 – Monthly DOC Admissions**

Feb. 2018 through Mar. 2019



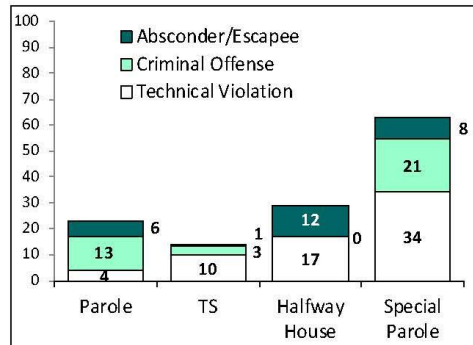
**Chart 4 – Prison population, first-of-month**

2016, 2017, 2018 and 2019



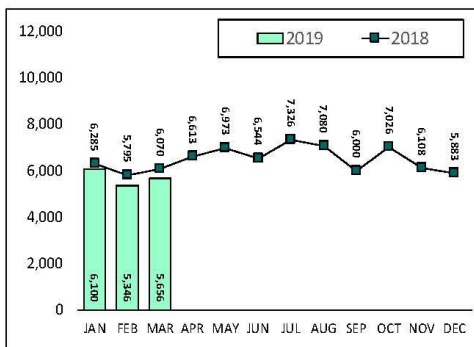
**Chart 7 – Remands from community release**

March 2019



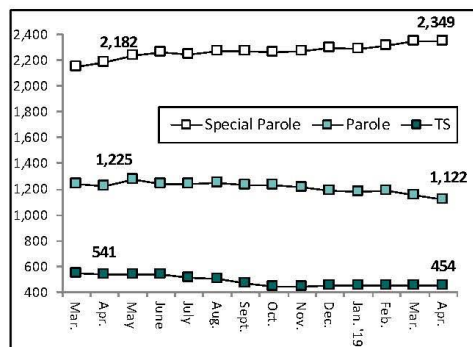
**Chart 5 – Statewide criminal arrests**

2018 and 2019



**Chart 8 – DOC community supervision**

Mar. 1, 2018 through Apr. 1, 2019



Note: Data for all charts, with the exception of Chart 5, was supplied by CT DOC. Data for Chart 5 are for new case starts in the state Criminal Motor Vehicle System (CRMVS). Chart 8 includes offenders in halfway houses.

## Appendix B

# Criminal Justice Policy Advisory Commission

The Criminal Justice Policy Advisory Commission, commonly referred to as CJPAC was established under [Public Act 06-193](#). It was formerly the Prison and Jail Overcrowding Commission.





CJPAC is chaired by the OPM Undersecretary for the Criminal Justice Policy and Planning Division (CJPPD). The current Undersecretary is [Marc Pelka](#), [marc.pelka@ct.gov](mailto:marc.pelka@ct.gov); (860) 418-6394.









The meeting schedule for Criminal Justice Policy Advisory Commission can be found on this [web page](#):

The meeting schedule for that last State Fiscal year (July 2017 to April 2019) is presented in the table below and includes links to videos of each meeting, which are provided through the web based Connecticut Network (CT-N) and are made available for broader viewing to the general public through cable television public access channels.

<p>April 25, 2019</p>	<p> NEW VIDEO - <a href="#">CJPAC April 2019 Meeting</a></p> <p><a href="#">Agenda/ Minutes</a></p> <p><i>Kendall Bobula and Kyle Baudoin</i>, Research Unit, Criminal Justice Policy and Planning Division, Office of Policy and Management <a href="#">Pre Trial Women at York CI and 2018 Drug Overdose Deaths Interactive Map Presentation</a></p> <p>Tracy Miller, Director of Post- Conviction Victim Services, CT Alliance to End Sexual Violence and Brian Battista, Chief Probation Officer II, Sex Offender Supervision and Special Projects - <a href="#">Collaborative Post-Conviction Supervision Model Presentation</a></p>
<p>March 28, 2019</p>	<p> NEW VIDEO - <a href="#">CJPAC March 2019 Meeting</a></p> <p><a href="#">Agenda/ Minutes</a></p> <p><i>Karen Jarmoc</i>, Executive Director, CCADV, and <i>Joe DiTunno</i>, Co-chair, CT's DV Offender Program Standards Advisory Council <a href="#">Presentation</a></p> <p><i>Ivan Kuzyk</i>, Research Unit, OPM, CJPPD, Recidivism <a href="#">Presentation</a></p>
<p>Feb. 28, 2019</p>	<p><a href="#">Agenda/ Minutes</a></p> <p><i>Kevin Kane</i>, Chief State's Attorney, Early Screening and Intervention Program <a href="#">Presentation</a></p> <p><i>Miriam Delphin-Rittmon</i>, Commissioner, DMHAS, Presentation on Federal Opioid Response Grant <a href="#">Presentation</a> and <a href="#">Document</a></p>

<p>Jan. 31, 2019</p>	<p> <a href="#">VIEW VIDEO - CJPAC January 2019 Meeting</a></p> <p><a href="#">Agenda / Minutes</a></p> <p><i>Ivan Kuzyk</i>, SAC Director, CJPPD OPM, 2019 Prison Projection Forecast <a href="#">Presentation</a></p> <p><i>Steven Hernandez</i>, Esq. Executive Director, Connecticut Commission on Women, Children, and Seniors, <a href="#">Hope for Success: Returning Home Report</a> and <a href="#">Hope for Success Presentation</a></p>
<p>Dec. 27, 2018</p>	<p> <a href="#">VIEW VIDEO - CJPAC December 2018 Meeting</a></p> <p><a href="#">Agenda / Minutes</a></p> <p><i>Christine Fortunato</i>, Grants and Contracts Specialist and <i>Maria Pirro-Simmons</i>, USD #1 Superintendent of Schools CT DOC - CT DOC Adult Reentry and Employment Strategic Planning Program Grant <a href="#">IRES Document</a> and <a href="#">DOC RESPT Grant Document</a></p>
<p>Nov. 29, 2018</p>	<p> <a href="#">VIEW VIDEO - CJPAC November 2018 Meeting</a></p> <p><a href="#">Agenda/ Minutes</a></p>
<p>Oct. 25, 2018</p>	<p> <a href="#">VIEW VIDEO - CJPAC October 2018 Meeting</a></p> <p><a href="#">Agenda / Minutes</a></p> <p><i>Laura Cordes</i>, Executive Director, Connecticut Alliance to End Sexual Violence and <i>Kristin Sasinouski</i>, Deputy Director Forensic Biology and DNA, CT DESPP Division of Scientific Services, Governor's Sexual Assault Kit Working Group: Progress Report on Testing and Reform <a href="#">Presentation</a></p>
<p>Sept 27, 2018</p>	<p> <a href="#">VIEW VIDEO - CJPAC September 2018 Meeting</a></p> <p><a href="#">Agenda/ Minutes</a></p> <p><i>Humayun Beg</i>, Executive Director, CJIS, CISS Demonstration <a href="#">Presentation</a></p> <p><i>Ivan Kuzyk</i>, Director, SAC, OPM Pre Trial Women Study Preview <a href="#">Presentation</a></p>

<p>June 28, 2018</p>	<p> <a href="#">VIEW VIDEO - CJPAC June 2018 Meeting</a>   <a href="#">Agenda / Minutes</a>   Julie Revas, Deborah Fuller, Cathy Foley-Geib, CSSD, Update: Transfer of Juvenile Justice Functions from DCF to the Judicial Branch <a href="#">Presentation</a></p>
<p>May 31, 2018</p>	<p> <a href="#">VIEW VIDEO - CJPAC May 2018 Meeting</a>   <a href="#">Agenda / Minutes</a>   Fred Hodges, Director of Community Affairs and Jeff Grant, Executive Director, Family Reentry Inc. <a href="#">H.B.No5035Testimony1</a> , <a href="#">H.B.No5035Testimony2</a> and <a href="#">Family Reentry Information Packet</a></p>
<p>April 26, 2018</p>	<p> <a href="#">Agenda / Minutes</a>   Connecticut Department of Education <i>Condition of Education</i> <a href="#">Document</a>   AIC Report Card - CSSD <a href="#">Document</a></p>
<p>Mar. 29, 2018</p>	<p> <a href="#">VIEW VIDEO - CJPAC March 2018 Meeting</a>   <a href="#">Agenda/ Minutes</a></p>
<p>Feb. 22, 2018</p>	<p> <a href="#">Agenda / Minutes</a>   Karen Jarmoc, CCADV, <a href="#">Presentation</a>   Ivan Kuzyk and Kyle Baudoin, Statistical Analysis Center, OPM <a href="#">Presentation</a></p>
<p>Jan. 25, 2018</p>	<p> <a href="#">VIEW VIDEO - CJPAC January 2018 Meeting</a>   <a href="#">Agenda / Minutes</a>   Alex Johnson, CEO, Workforce Partners <a href="#">Presentation</a>   Kyle Baudoin, Statistical Analysis Center, OPM <a href="#">Presentation</a></p>
<p>Dec 28, 2017</p>	<p> <a href="#">VIEW VIDEO - CJPAC December 2017 Meeting</a>   <a href="#">Agenda / Minutes</a>   Frank Carino, State's Attorney Office <a href="#">Presentation</a>   Susan Hamilton, Public Defenders Office <a href="#">Presentation</a>   Commissioner Dora Schriro and Lt Col Battle, DESPP <a href="#">Presentation</a>   Undersecretary Mike Lawlor, Office of Policy and Management <a href="#">Presentation</a></p>
<p>Nov 16, 2017</p>	<p> <a href="#">Agenda/ Minutes</a>   Dan Cargill, Karen Jarmoc, and Steve Grant, CCADV, LAP Presentation <a href="#">PowerPoint and Report</a></p>

<p>Oct 26, 2017</p>	<p> <a href="#">Agenda / Minutes</a></p>
<p>Sept 28, 2017</p>	<p> <a href="#">VIEW VIDEO - CJPAC September 2017 Meeting</a>   <a href="#">Agenda / Minutes</a>   Ken Barone, IMRP, <a href="#">Briefing on the 2016 Electronic Defense Weapon Report</a>   Kyle Baudoin and Ivan Kuzyk OPM-CJPPD, <a href="#">Trends in the Criminal Justice System</a></p>
<p>June 29, 2017</p>	<p> <a href="#">VIEW VIDEO - CJPAC June 2017 Meeting</a>   <a href="#">Agenda / Minutes</a>   Mike Lawlor, Ivan Kuzyk, and Kyle Baudoin OPM-CJPPD, <a href="#">Special Topics in Criminal Justice Presentation</a></p>

## Appendix C

### Criminal Justice Policy and Planning Division Research Unit and Statistical Analysis Center

The **Research, Analysis & Evaluation Unit** produces research and analysis on a range of criminal justice issues in Connecticut. In addition to its regularly scheduled publications, the Unit also publishes studies on special topics for executive branch criminal justice agencies. The unit, which includes two additional staff members (Kyle Baudoin and Kendall Bobula), is directed by Ivan Kuzyk - who is also the CT Statistical Analysis Center SAC director. Examples of the unit's work, which directly influence the policy and planning decisions of CPAC and its stakeholder agencies, are listed below.

### Regularly Scheduled Publications

1. **Monthly Indicators Report:** The Monthly Indicators Report collects and publishes data from a variety of state criminal justice agencies. The primary goals of the Report are to monitor trends in prison admissions and releases and to provide policy makers and the public with a current look at the state's prison system and its prisoners. The Monthly is required by [Public Act 05-249](#). Twelve years of Monthly Indicator Reports are available at this web page address:
  - <https://portal.ct.gov/OPM/CJ-About/CJ-SAC/SAC-Sites/Monthly-Indicators/Monthly-Indicators-2019>
2. **Annual Correctional Population Forecast:** The State of Connecticut Annual Correctional Population Forecast Report is published in response to the statutory requirements outlined in [Public Act 05-249](#) that created the Criminal Justice Policy and Planning Division (CJPPD) within the Office of Policy and Management (OPM) and tasked the Division with developing annual population projections for Connecticut's correctional system for planning purposes. Twelve years of Monthly Indicator Reports are available at this web page address:
  - <https://portal.ct.gov/OPM/CJ-About/CJ-SAC/SAC-Sites/Population-Forecast/Population-Forecast>
3. **Annual Connecticut Recidivism Study:** The State of Connecticut Annual Recidivism Study is generated by the Criminal Justice Policy and Planning Division of the Office of Policy and Management (OPM). Seven years of completed recidivism studies are available at this web page address:
  - <https://portal.ct.gov/OPM/CJ-About/CJ-SAC/SAC-Sites/Recidivism-Study/Recidivism-Study>
4. **Risk Reduction Earned Credit Report:** The Risk Reduction Earned Credit (RREC) Report collects and publishes data from a variety of state criminal justice agencies. The primary goals of the Report are to monitor trends in the RREC Program and provide policy makers and the public with a current look at the state's RREC Program and its participants. The Risk Reduction Earned Credit Report is published by the Connecticut Department of Corrections and Connecticut Office of Policy and Management and is required by Public Act No 15-216. Thirty months of data are available at:
  - <https://portal.ct.gov/OPM/CJ-About/CJ-SAC/SAC-Sites/RREC-2019>



## Special Studies

The following are examples of special studies and statistical analyses that have been prepared by the staff of the **Research, Analysis & Evaluation Unit** of the Criminal Justice Policy and Planning Division:

### **Daily CT Correctional Facility Population Count**

<https://portal.ct.gov/OPM/CJ-About/CJ-SAC/SAC-Sites/daily-Population-Counts/LineChart-Total>

### ***Juvenile Detention in CT, (April 2018)***

Kuzyk, K. Baudoin, K. Bobula

<https://portal.ct.gov/-/media/OPM/CJPPD/CjAbout/SAC-Documents-from-2008-2017/JUVFACTFACTSHEETfinalpdf.pdf?la=en>

### **Trends in the (Connecticut) Criminal Justice System (February 2018);**

Kuzyk, K. Baudoin, K. Bobula

<https://portal.ct.gov/-/media/OPM/CJPPD/CjAbout/SAC-Documents-from-2018-and-2019/20180227CJTrends2018pdf.pdf?la=en>

### **Opioids and Criminal Justice in Connecticut - June 2017**

I. Kuzyk, K. Baudoin, K. Bobula

<https://connecticutsac.wixsite.com/sac1746/opioid-related-data>

### **Mortality among Ex-prisoners (March 2018)**

Kuzyk, K. Baudoin, K. Bobula

<https://portal.ct.gov/-/media/OPM/CJPPD/CjResearch/MainNav/Prisonermortalityfinal03232018pdf.pdf?la=en>

### **Violent Crime Rates (September 2017)**

I. Kuzyk, K. Baudoin, K. Bobula

<https://portal.ct.gov/-/media/OPM/CJPPD/CjAbout/SAC-Documents-from-2008-2017/20170925IIUSViolentCrimeRateComparison2017pdf.pdf?la=en>

### **Total Population by Controlling Offense (March 2015)**

I. Kuzyk, K. Baudoin, K. Bobula

<https://portal.ct.gov/-/media/OPM/CJPPD/CjAbout/SAC-Documents-from-2008-2017/MainNav/TotalPopbyControllingOffense20150312pdf.pdf?la=en>

### **Community Supervision Maps**

<https://connecticutsac.wixsite.com/sac1746/sac-maps>

K. Bobula

### **Opioid Epidemic Maps (2014-2017)**

<https://connecticutsac.wixsite.com/sac1746/sac-maps>

K. Bobula

**School and Day Care Map (2015)**

<https://connecticutsac.wixsite.com/sac1746/sac-maps>

**K. Bobula**

## Appendix D

# **The Connecticut Opioid Crisis**

### Responding to Opioid and Heroin Epidemic

Connecticut data systems indicate 917 people died of drug overdose in 2016, a 27% increase over the 2015 figure. Detailed analysis indicates 52% of 2016 overdose victims been admitted to the DOC prison system and assigned a DOC inmate number; overdoses are probably the single most common cause of death among prisoners within 60 days of release from prison.

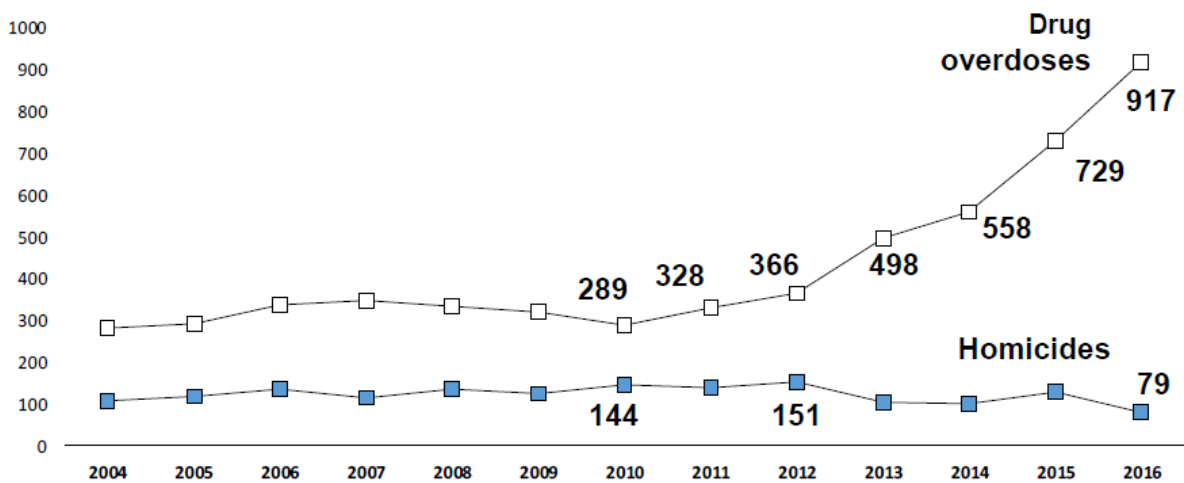
Detailed Data:

<https://portal.ct.gov/-/media/OPM/CJPPD/CjResearch/MonthlyIndicators/2014-2018/2017MonthlyIndicatorsReport/MonthlyIndicatorsReportJUNE2017pdf.pdf?la=en>

<https://portal.ct.gov/-/media/OPM/CJPPD/CjResearch/MonthlyIndicators/2014-2018/2017MonthlyIndicatorsReport/MonthlyIndicatorsReportJULY2017pdf.pdf?la=en>

**Chart 3:** Overdose Deaths and Homicides in CT, 2004 to 2016

### Overdose deaths and homicides in CT, 2004 to 2016

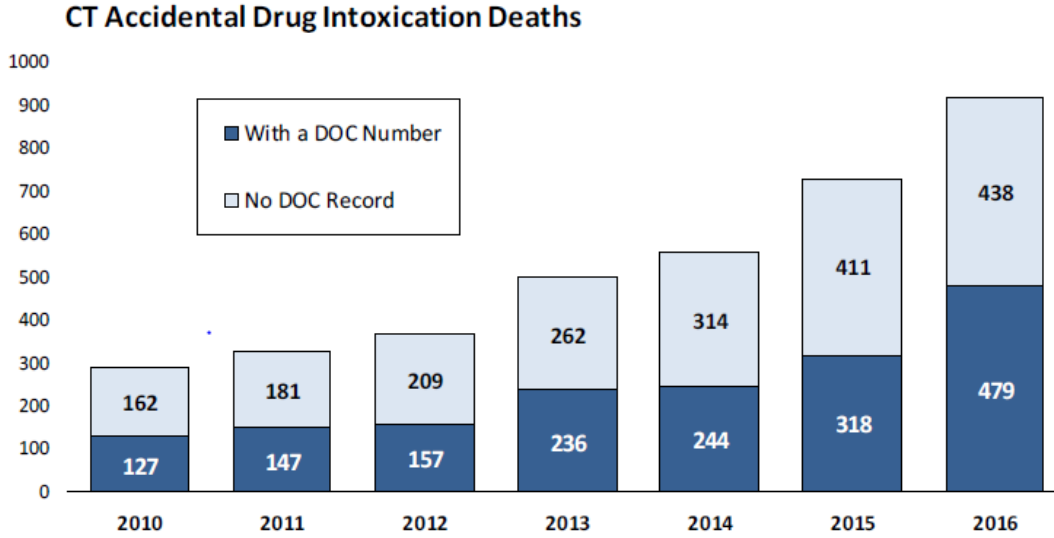


	2004	2005	2006	2007	2008	2009	2010	2011	2012	2013	2014	2015	2016
OD deaths to homicides	2.6	2.5	2.5	3.1	2.5	2.6	2.0	2.4	2.4	4.8	5.5	5.7	11.6

**Source:** I. Kuzyk, K. Baudoin, K. Bobula, Office of Policy and Management, Criminal Justice Policy and Planning Division (June 2017); Data supplied by Connecticut Office of the Chief Medical Examiner.

**Chart 4:** Overdose Deaths and the prison System, 2010 to 2016

## Overdose deaths and the prison system



**CT Accidental Drug Deaths**

	2010	2011	2012	2013	2014	2015	2016
Total Drug Deaths	289	328	366	498	558	729	917
With a DOC Number	127	147	157	236	244	318	479
No DOC Record	162	181	209	262	314	411	438
% with a DOC record	44%	45%	43%	47%	44%	44%	52%

## **Appendix E**

**Example:  
2015-2016  
JAG Local Funds Distribution  
Violent Crime Prevention  
Allocation**

Office of Policy and Management  
Criminal Justice Policy and Planning Division  
Program Narrative for 2019 JAG Application

OPTION C - Allocations to All Local Police Departments with an Offset Calculation for Direct JAG Recipients  
and Flat Grants to Underfunded Direct JAG Cities and Towns Because of This Calculation

<b>2019 JAG Local VCP Grant Program Violent Crime Prevention (VCP) (Distribution of JAG Local FY 2015 and FY 2016 Federal Grant Funds)</b>									
<b>Option C. Allocations to All Local Police Departments with an Offset Calculation for Direct JAG recipients and flat grants to underfunded Direct JAG cities and towns because of this calculation.</b>									
Distribution to 91 Cities and Towns (Excluding Hartford, New Haven and Bridgeport)									
DIRECT JAG recipients are identified by an asterisk (*)									
CITY	2014 Population	2014 # Violent crime	2015 Population	2015 # Violent crime	Two Year VCR Per 1,000 Pop.	Direct JAG (Average FY14-16) USDOJ awards funds directly to high crime jurisdictions	Initial Allocation	Final Adjusted Allocation	Source of Funds
Hartford*	124,943	1,380	124,553	1,421	22.49	\$199,553	\$0	\$0	
Bridgeport*	147,822	1,338	148,313	996	15.74	\$192,873	\$0	\$0	
New London*	27,526	163	27,312	154	11.61	\$39,142	\$58,000	\$20,858	
New Haven*	130,882	1,380			10.54	\$224,528	\$0	\$0	
New Britain*	72,864	321	72,788	275	8.19	\$38,889	\$58,000	\$21,111	
Waterbury*	109,495	408	109,044	467	8.02	\$46,352	\$58,000	\$13,648	
Norwich*	40,296	153	40,085	127	6.99	\$15,767	\$48,000	\$34,233	
Hamden*	61,599	231	61,372	189	6.84	\$36,573	\$48,000	\$13,427	
Meriden*	60,352	181	60,149	197	6.28	\$22,910	\$48,000	\$27,090	
Waterford	19,504	65	19,407	56	6.23		\$48,000	\$50,000	
East Hartford*	51,185	131	50,977	168	5.87	\$22,641	\$48,000	\$26,359	
Putnam	9,436	29	9,375	25	5.76		\$48,000	\$49,000	
Norwalk*	88,232	258	88,692	239	5.60	\$35,982	\$48,000	\$13,018	
Bloomfield	20,718	39	20,901	57	4.59		\$37,000	\$38,000	
Stamford*	127,385	306	129,682	285	4.56	\$44,466	\$37,000	\$16,000	
Derby	12,776	24	12,735	31	4.32		\$37,000	\$38,000	
Groton City	9,338	15	9,278	24	4.20		\$37,000	\$38,000	
Plainville	17,844	39	17,820	33	4.04		\$37,000	\$38,000	
West Haven*	54,917	145	54,741	68	3.89	\$36,587	\$37,000	\$8,500	
Manchester*	58,204	111	58,070	104	3.70	\$14,534	\$37,000	\$23,466	
Danbury*	84,281	150	84,404	157	3.64	\$15,987	\$37,000	\$22,013	
Willimantic	17,826	38	17,807	25	3.54		\$37,000	\$38,000	
East Windsor	11,462	23	11,483	16	3.40		\$37,000	\$38,000	
Ansonia	18,964	36	18,887	25	3.23		\$37,000	\$38,000	
Middletown	47,256	78	46,894	64	3.03		\$37,000	\$38,000	
GROTON TOWN	30,339	42	30,387	46	2.90		\$14,000	\$15,000	
Clinton	13,164	18	13,100	18	2.75		\$14,000	\$15,000	
Torrington	35,432	44	34,910	47	2.61		\$14,000	\$15,000	
Watertown	22,161	31	21,931	24	2.51		\$14,000	\$15,000	
Stratford*	52,279	64	53,058	69	2.51	\$13,725	\$14,000	\$8,500	
Bristol*	60,590	72	60,593	78	2.48	\$13,524	\$14,000	\$8,500	
Enfield	44,769	53	44,617	52	2.35		\$14,000	\$15,000	
Old Saybrook	10,249	12	10,213	12	2.35		\$14,000	\$15,000	
Vernon	29,158	33	29,079	29	2.13		\$14,000	\$15,000	
Plainfield	15,186	13	15,071	18	2.06		\$14,000	\$15,000	
East Haven	29,093	33	29,001	25	2.00		\$14,000	\$15,000	
Newington	30,803	23	30,714	37	1.95		\$9,000	\$10,000	

Office of Policy and Management  
Criminal Justice Policy and Planning Division  
Program Narrative for 2019 JAG Application

OPTION C - Allocations to All Local Police Departments with an Offset Calculation for Direct JAG Recipients  
and Flat Grants to Underfunded Direct JAG Cities and Towns Because of This Calculation

Naugatuck	31,668	27	31,603	34	1.93		\$9,000	\$10,000	FY16 LPT
Stonington	18,541	16	18,505	19	1.89		\$9,000	\$10,000	
Wethersfield	26,470	17	26,390	32	1.86		\$9,000	\$10,000	
Windsor Locks	12,590	15	12,580	6	1.67		\$9,000	\$10,000	
Trumbull	36,701	29	36,708	32	1.66		\$9,000	\$10,000	
West Hartford	63,360	49	63,301	55	1.64		\$9,000	\$10,000	
Seymour	16,579	13	16,537	12	1.51		\$9,000	\$10,000	
Branford	27,977	25	28,274	17	1.49		\$9,000	\$10,000	
Windsor	29,154	22	29,063	19	1.41		\$9,000	\$10,000	
Wallingford	45,137	23	45,054	40	1.40		\$9,000	\$10,000	
East Lyme	19,111	14	19,090	12	1.36		\$9,000	\$10,000	
New Milford	27,681	17	27,317	20	1.35		\$9,000	\$10,000	
Milford	53,222	35	53,499	37	1.35		\$9,000	\$10,000	
Guilford	22,425	17	22,421	13	1.34		\$9,000	\$10,000	
Shelton	41,353	23	41,724	31	1.29		\$9,000	\$10,000	
Winchester	10,960	8	10,855	6	1.29		\$9,000	\$10,000	
Southington	43,786	33	43,979	22	1.25		\$9,000	\$10,000	
Berlin	20,767	11	20,793	15	1.25		\$9,000	\$10,000	
Cromwell	14,223	8	14,141	9	1.20		\$9,000	\$10,000	
Plymouth	12,002	5	11,837	9	1.18		\$9,000	\$10,000	
North Haven	23,901	20	23,865	8	1.17		\$9,000	\$10,000	
Orange	13,951	9	13,954	7	1.15		\$9,000	\$10,000	
Ledyard	15,492	11	15,475	6	1.10		\$9,000	\$10,000	
Farmington	25,678	20	25,696	7	1.05		\$9,000	\$10,000	
South Windsor	25,877	9	25,850	17	1.01		\$9,000	\$10,000	
Thomaston	7,732	3	7,635	4	0.92		\$5,000	\$6,000	
Woodbridge	8,945	6	8,907	2	0.90		\$5,000	\$6,000	
Fairfield	61,146	33	61,762	21	0.87		\$5,000	\$6,000	
Newtown	28,243	11	28,291	12	0.81		\$5,000	\$6,000	
Coventry	12,403	9	12,413	1	0.81		\$5,000	\$6,000	
Middlebury	7,569	4	7,594	2	0.79		\$5,000	\$6,000	
Glastonbury	34,850	10	34,832	16	0.75		\$5,000	\$6,000	
Wolcott	16,734	7	16,719	5	0.72		\$5,000	\$6,000	
Portland	9,445	3	9,430	3	0.64		\$5,000	\$6,000	
Suffield	15,790	8	15,823	1	0.57		\$5,000	\$6,000	
East Hampton	12,902	3	12,854	4	0.54		\$5,000	\$6,000	
Brookfield	16,957	3	17,202	6	0.52		\$5,000	\$6,000	
Cheshire	29,120	6	29,245	9	0.51		\$5,000	\$6,000	
Westport	27,529	8	27,848	6	0.50		\$5,000	\$6,000	
North Branford	14,339	3	14,300	4	0.49		\$5,000	\$6,000	
Greenwich	62,676	18	62,942	11	0.46		\$5,000	\$6,000	
Granby	11,333	3	11,317	2	0.44		\$5,000	\$6,000	
Redding	9,348	4	9,344	-	0.43		\$5,000	\$6,000	
Simsbury	23,903	6	24,093	3	0.37		\$5,000	\$6,000	
Darien	21,473	5	21,925	3	0.36		\$5,000	\$6,000	
Monroe	19,916	3	19,958	3	0.30		\$5,000	\$6,000	
Canton	10,372	2	10,358	1	0.29		\$5,000	\$6,000	
Rocky Hill	19,964	2	20,189	3	0.25		\$5,000	\$6,000	
Avon	18,441	2	18,485	2	0.22		\$5,000	\$6,000	
Bethel	19,425	-	19,560	4	0.20		\$5,000	\$6,000	
Weston	10,417	2	10,437	-	0.19		\$5,000	\$6,000	
New Canaan	20,302	1	20,449	2	0.15		\$5,000	\$6,000	
Ridgefield	25,288	1	25,339	2	0.12		\$5,000	\$6,000	
Madison	18,302	2	18,254	-	0.11		\$5,000	\$6,000	
Wilton	18,807	1	18,851	1	0.11		\$5,000	\$6,000	
Groton Long Point	517	-	517	-	0.00		\$5,000	\$6,000	
Easton	7,645	-	7,663	-	0.00		\$5,000	\$6,000	
									FY16 <10K



