



**State of Connecticut**  
**OFFICE OF POLICY AND MANAGEMENT**

---

**REPORT TO THE GENERAL ASSEMBLY**

***Purchase of Service Contracts***

---

**Robert L. Genuario**  
**Secretary**  
**Office of Policy and Management**  
**450 Capitol Avenue**  
**Hartford, Connecticut 06106**

**Submitted December 1, 2008**



**STATE OF CONNECTICUT  
OFFICE OF POLICY AND MANAGEMENT**

December 1, 2008

The Honorable Donald E. Williams, Jr.  
President Pro Tempore  
Connecticut General Assembly

The Honorable John McKinney  
Senate Minority Leader  
Connecticut General Assembly

The Honorable James A. Amann  
Speaker of the House  
Connecticut General Assembly

The Honorable Lawrence F. Cafero Jr.  
House Minority Leader  
Connecticut General Assembly

This report fulfills the statutory responsibility of the Office of Policy and Management to report on the Purchase of Service contracting activity of State agencies pursuant to C.G.S. § 4-70b(c).

The statute generally provides that the Secretary of the Office of Policy and Management shall submit a report annually to the General Assembly summarizing information regarding Purchase of Service contracts for the preceding fiscal year.

This report seeks to provide information to state legislators, policymakers, and the public about state agencies' Purchase of Service activity for fiscal year 2008.

We welcome your questions and comments.

Robert L. Genuario  
Secretary  
Office of Policy and Management

*This page is intentionally left blank*

TABLE OF CONTENTS

	<b>Page</b>
<b>Introduction</b> . . . . .	<b>5</b>
Purpose. . . . .	5
Background . . . . .	5
Scope and Methodology . . . . .	6
Inquiries . . . . .	7
<b>Part I. Summary Data</b> . . . . .	<b>8</b>
A. Total Number of POS . . . . .	8
1. Chart POS Contracts by Agency. . . . .	9
2. Chart Competitive and Noncompetitive all Contracts . . . . .	10
3. Chart Competitive and Noncompetitive 20K and Under . . . . .	11
4. Chart Competitive and Noncompetitive Over 20K . . . . .	12
B. Detail Data . . . . .	13

## INTRODUCTION

### Purpose

This document summarizes information regarding Purchase of Service (POS) contracts of State agencies for fiscal year 2008.

### Background

**A. Definition** A POS contract is an agreement between a state agency and an organization for the purchase of direct human services to clients. The contract generally is not used for the sole purpose of purchasing administrative or clerical services, material goods, training and consulting services. POS contracts are used to contract with partnerships as well as a corporation but cannot be used to contract with individuals.

Using the Office of Policy and Management (OPM) contract template, an agency may enter into a POS contract for a single year or for multiple years. It may be either a competitive or non-competitive contract. The contractor may be a non-profit, proprietary or governmental entity. A single contract may cover a number of services and be amended for a variety of reasons during its term.

There are six major human service agencies in the current POS system; Department of Children and Families, Department of Correction, Department of Developmental Services, Department of Mental Health and Addiction Services, Department of Public Health, Department of Social Services. In any given year these agencies purchase, through more than a thousand contractual agreements, a variety of community-based and institutional human services.

### B. Statutes: POS

C.G.S. 4-70b requires the Secretary of the Office of Policy and Management to “establish uniform policies and procedures for obtaining, managing and evaluating the quality and cost effectiveness of human services purchased from private providers”. Further the Secretary is required to “ensure all state agencies which purchase human services comply with such policies and procedures” and to report annually to the General Assembly on the status of the POS system.

C.G.S. 4-230 to 4-236 requires nonprofit organizations that receive more than \$100,000 in combined state and federal funds in any fiscal year to submit to a uniform audit within six months of the close of the contract. The Office of Policy and Management administers the State Single Audit for municipalities and non-profit entities. Additionally, the Secretary of OPM is required to “adopt regulations establishing uniform standards which prescribe the cost accounting principles to be used in the administration of state financial assistance by the recipients of such assistance”.

An Attorney General’s opinion dated November 9, 2005 stated that there is no legal distinction between a POS contract and a Personal Service Agreement (PSA). It also stated that the statutes that apply to PSAs, CGS 4-212 et seq., also apply to POS contracts. Subsequent to this opinion, OPM implemented a POS request system that requires agencies to submit requests to OPM prior to entering into POS contracts. Also, OPM is currently reviewing the competitive procurement process of state agencies for POS contracts.

### **C. Recent POS Activity**

More than a decade since its inception, the POS project continues to build upon past standardization efforts. Examples of recent efforts include POS competitive procurement standards and agency competitive procurement plans.

#### *POS Competitive Procurement Standards*

Pursuant to Public Act 07-195, *An Act Concerning the State Purchase of Human Service Contracts for Health and Human Services*, the Office of Policy and Management submitted a report, *Principles and Procedures for the Competitive Procurement of Human Services*, to the Legislature February 1, 2008.

The purpose of the report is to summarize the standards for competitive procurement that OPM is developing in collaboration with state agencies and in consultation with Connecticut Nonprofit Human Services Cabinet.

Additionally, the report includes background information on Purchase of Service (POS) contracting and competitive procurement, as well as the OPM planning process. The standards outlined in this report provide a framework for the executive branch agencies to follow in developing their individual competitive procurement plans.

#### *Agency Competitive Procurement Plans*

Since the issuance of the Attorney General's opinion and the implementation of its administrative requirements, OPM has stressed the importance of competitively procuring POS contracts and has encouraged POS agencies to do so. In addition OPM, as chair of the POS agencies' monthly meeting, has asked each agency represented at these meetings to prepare a competitive procurement plan for OPM's review. Six state agencies (namely, the Departments of Correction, Children and Families, Developmental Services, Mental Health and Addiction Services, Public Health and Social Services) are now developing plans.

### **Scope and Methodology**

This report describes the contracting activities of executive branch agencies with respect to Purchase of Service contracts. Activities of the legislative and judicial branches of state government are excluded from this discussion.

The data represented in this report is captured from Core-CT, the statewide financial system. Agencies are required to enter POS contracts into the procurement contracts module within Core-CT. The data presented in this report is only as accurate as the data entered into Core-CT by State agencies. Core-CT Structured Query Reports (SQR) are utilized to extract the contract data for this report.

OPM summarizes the information obtained from Core-CT and submits an annual report to the General Assembly. The data in this report represents POS contracts that were in effect during FY2008. POS contracts can range from a few months to several years in duration. Accordingly, the total dollar amount of a POS contract may represent several years of activity. Also, many POS contracts overlap during a fiscal year. For example, if a POS contract ends December 31<sup>st</sup> and a new contract starts with the same provider on January 1<sup>st</sup>, then two contracts (and two contract amounts) would be included in this report. Due to these factors, this report represents several years of POS contracting activity, not just annual activity.

The payment amounts presented in this report are payments made by State agencies to Purchase of Service contractors during FY2008.

## Inquiries

For further information concerning the detailed contract data included in this report, contact the contracting state agency as follows:

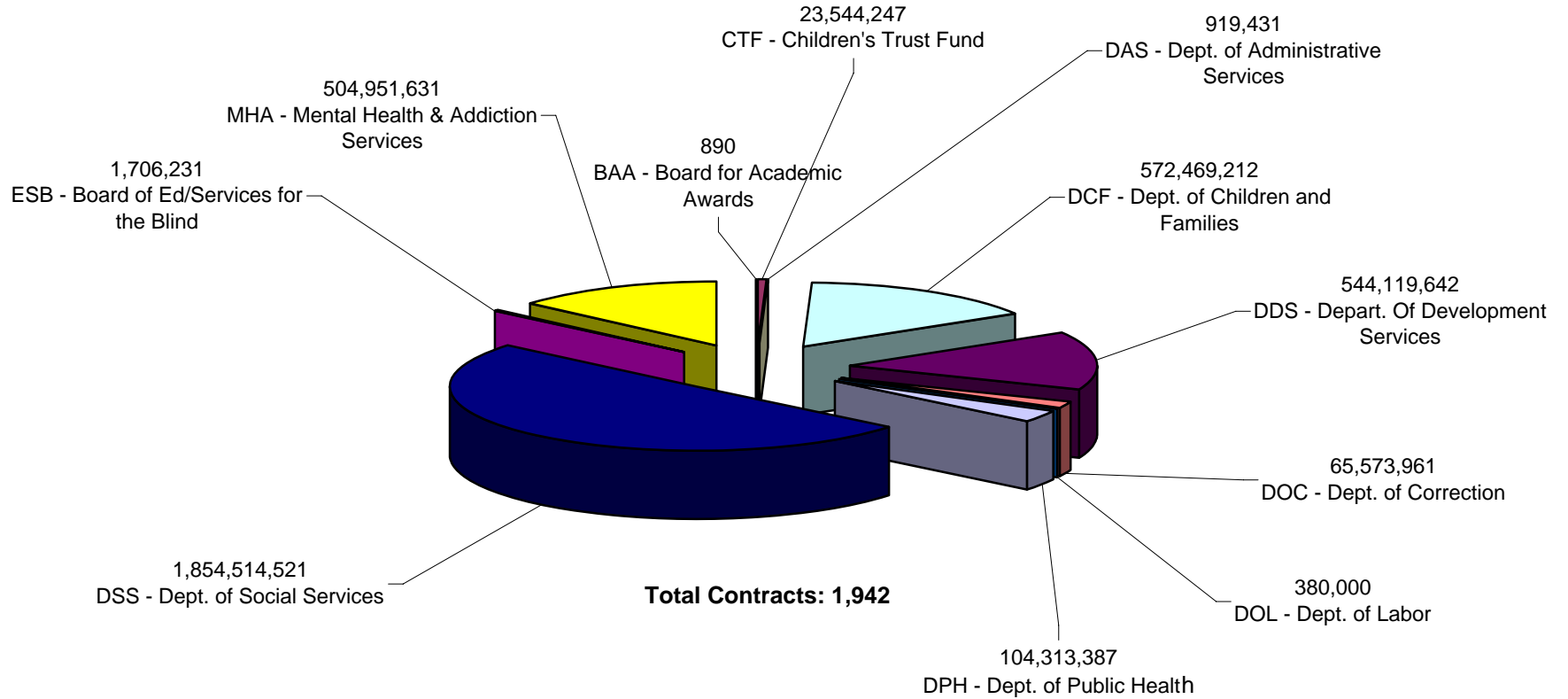
Children's Trust Fund	Karen Foley-Schain	418-8765
Department of Children and Families	Judi Jordan	550-6545
Department of Correction	Joel Ide	692-7757
Department of Developmental Services	Joseph Drexler	418-6148
Department of Mental Health & Addiction Services	Walter Sivigny	418-6919
Department of Public Health	Michael Purcaro	509-7703
Department of Social Services	Kathleen Brennan	424-5693



<u>Agency</u>	<u>Total No. of Contracts</u>	<u>Total Contract Amount</u>
BAA - Board for Academic Awards	1	890
CTF - Children's Trust Fund	39	23,544,247
DAS - Dept of Administrative Svcs	1	919,431
DCF - Dept. of Children and Families	155	572,469,212
DDS - Department of Development Serv	248	544,119,642
DOC - Dept. of Correction	20	65,573,961
DOL - Dept. of Labor	3	380,000
DPH - Dept. of Public Health	241	104,313,387
DSS - Dept. of Social Services	974	1,854,514,521
ESB - Brd of Ed / Services f/t Blind	6	1,706,231
MHA - Mental Heath & Addiction Serv.	254	504,951,631
<b>Total:</b>	<b>1,942</b>	<b>3,672,493,152</b>



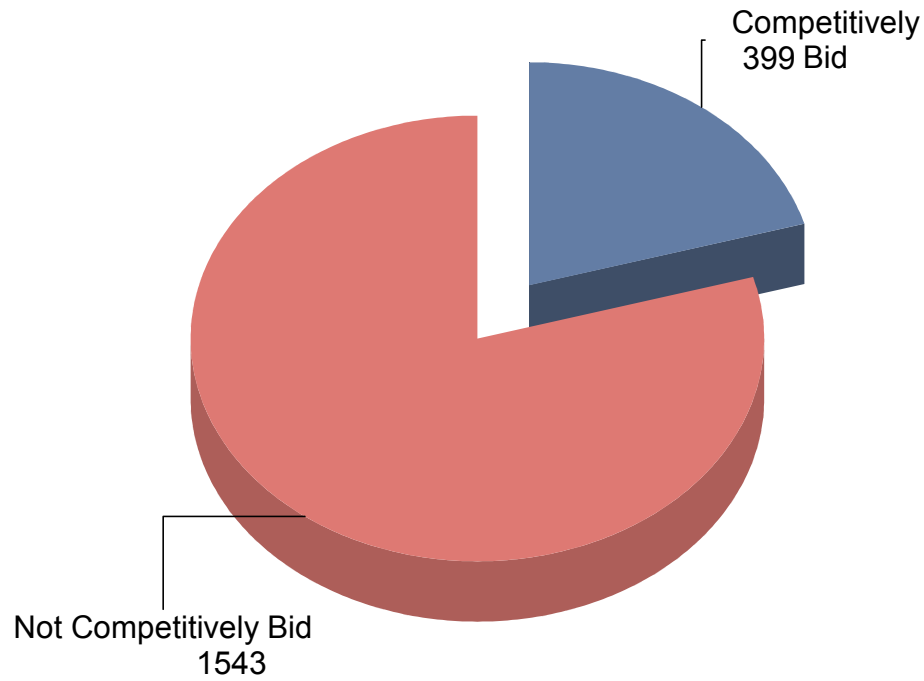
## Purchase of Service Contracts



■ BAA - Board for Academic Awards 890	■ CTF - Children's Trust Fund 23,544,247
■ DAS - Dept. of Administrative Services 919,431	■ DCF - Dept. of Children and Families 572,469,212
■ DDS - Depart. Of Development Services 544,119,642	■ DOC - Dept. of Correction 65,573,961
■ DOL - Dept. of Labor 380,000	■ DPH - Dept. of Public Health 104,313,387
■ DSS - Dept. of Social Services 1,854,514,521	■ ESB - Board of Ed/Services for the Blind 1,706,231
■ MHA - Mental Health & Addiction Services 504,951,631	



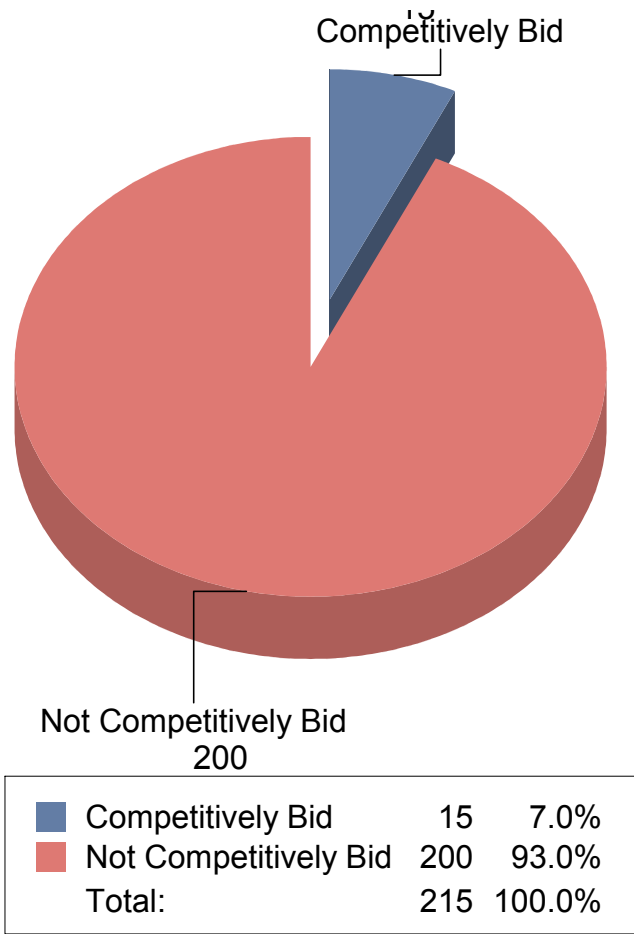
ALL CONTRACTS



Competitively Bid	399	20.5%
Not Competitively Bid	1543	79.5%
Total:	1942	100.0%

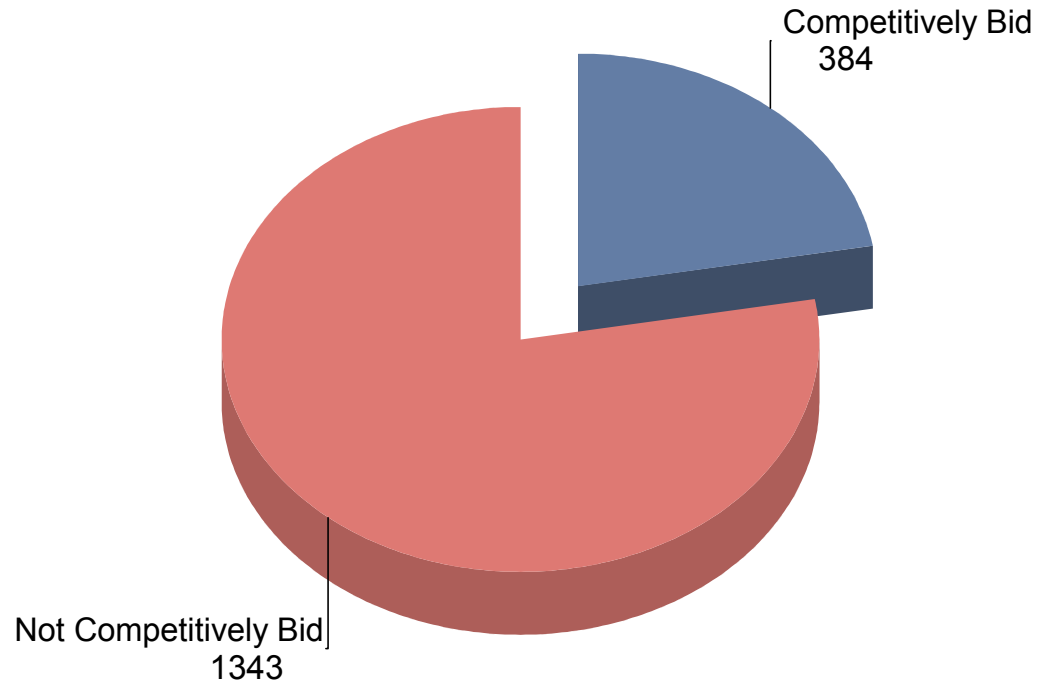


ALL CONTRACTS 20K AND UNDER





ALL CONTRACTS OVER 20K



Competitively Bid	384	22.2%
Not Competitively Bid	1343	77.8%
<b>Total:</b>	<b>1727</b>	<b>100.0%</b>

STATE OF CONNECTICUT

Purchase of Service Contracts  
 DETAILS BY AGENCY  
 Fiscal Year 2008



<u>Agency</u>	<u>Contractor</u>	<u>Description of Service</u>	<u>Begin DT</u>	<u>Expire DT</u>	<u>Contract Amt</u>	<u>2008 Pymnt</u>	<u>Federal Y or N</u>	<u>Federal Pymnt</u>	<u>Private Y or N</u>	<u>Private Pymnt</u>	<u>Competitively Bid Y or N</u>
BAA	PAUL ROSENBERG	Tutor students participating i	9/4/2007	1/14/2008	890	750	N	0	Y	750	N
<b>BAA - Board for Academic Awards Total: 1</b>					<b>890</b>	<b>750</b>		<b>0</b>		<b>750</b>	
CTF	BRISTOL HOSPITAL INC	NURTURING FAMILIES NETWORK	10/1/2006	9/30/2009	594,482	199,615	N	0	N	0	Y
CTF	CATHOLIC CHARITIES INC	NURTURING FAMILIES NETWORK	1/1/2006	12/31/2008	639,635	212,038	N	0	Y	14,000	Y
CTF	CATHOLIC CHARITIES INC	NURTURING FAMILIES NETWORK	1/2/2006	12/31/2008	639,635	212,038	N	0	Y	14,000	Y
CTF	CATHOLIC CHARITIES INC	NURTURING FAMILIES NETWORK	1/3/2006	12/31/2008	639,635	212,038	N	0	Y	14,000	Y
CTF	CHILD GUIDANCE CENTER OF GREATER	FAMILY EMPOWERMENT INITIATIVE	7/1/2006	6/30/2009	71,202	24,005	N	0	N	0	Y
CTF	CHILD GUIDANCE CENTER OF GREATER	NURTURING FAMILIES NETWORK	10/1/2005	9/30/2008	1,652,429	574,990	N	0	N	0	Y
CTF	CITY OF HARTFORD	PERIATRIC OUTREACH	10/1/2007	9/30/2008	118,000	75,000	Y	0	Y	75,000	Y
CTF	CITY OF HARTFORD	NURTURING FAMILIES NETWORK	1/1/2006	12/31/2008	643,710	218,898	N	0	N	0	Y
CTF	COMMUNITY HEALTH CENTER INC	NURTURING FAMILIES NETWORK	10/1/2005	9/30/2008	619,712	211,857	N	0	N	0	Y
CTF	COORDINATING CNCL FOR CHILDREN IN CRISIS	NURTURING FAMILIES NETWORK	10/1/2006	9/30/2009	866,239	308,397	N	0	N	0	Y
CTF	DAY KIMBALL HOSPITAL	NURTURING FAMILIES NETWORK	1/1/2006	12/31/2008	609,774	207,599	N	0	N	0	Y
CTF	FAMILIES NETWORK OF WESTERN CT, INC	NURTURING FAMILIES NETWORK	10/1/2005	9/30/2008	683,370	231,727	N	0	N	0	Y
CTF	FAMILY & CHILDRENS AGENCY INC	NURTURING FAMILIES NETWORK	1/1/2006	12/31/2008	683,721	231,123	N	0	N	0	Y
CTF	FAMILY LIFE EDUCATION	NURTURING FAMILIES NETWORK	1/1/2006	12/31/2008	725,077	212,038	N	0	Y	14,000	Y
CTF	FAMILY SERVICE ASSOCIATION OF WATERBURY	FAMILY EMPOWERMENT INITIATIVE	7/1/2006	6/30/2009	114,334	37,424	N	0	N	0	Y

STATE OF CONNECTICUT

Purchase of Service Contracts  
 DETAILS BY AGENCY  
 Fiscal Year 2008



<u>Agency</u>	<u>Contractor</u>	<u>Description of Service</u>	<u>Begin DT</u>	<u>Expire DT</u>	<u>Contract Amt</u>	<u>2008 Pymnt</u>	<u>Federal Y or N</u>	<u>Federal Pymnt</u>	<u>Private Y or N</u>	<u>Private Pymnt</u>	<u>Competitively Bid Y or N</u>
CTF	GENERATIONS FAMILY HEALTH CTR	NURTURING FAMILIES NETWORK	7/1/2007	6/30/2009	447,300	223,650	N	0	N	0	Y
CTF	HANDS ON HARTFORD INC	FAMILY SCHOOL CONNECTION	1/1/2008	12/31/2009	372,000	93,000	N	0	N	0	Y
CTF	HARTFORD HOSPITAL	NURTURING FAMILIES NETWORK	10/1/2006	9/30/2009	420,640	141,222	N	0	N	0	Y
CTF	HARTFORD INTERVAL HOUSE INC	FAMILY EMPOWERMENT INITIATIVE	7/1/2006	6/30/2009	66,766	22,510	N	0	N	0	Y
CTF	HISPANIC HEALTH COUNCIL	NURTURING FAMILIES NETWORK	1/1/2006	12/31/2008	582,635	198,038	N	0	N	0	Y
CTF	HOSPITAL OF CENTRAL CONNECTICUT	FAMILY EMPOWERMENT INITIATIVE	7/1/2006	6/30/2009	111,846	37,708	N	0	N	0	Y
CTF	HOSPITAL OF CENTRAL CONNECTICUT	NURTURING FAMILIES NETWORK	10/1/2005	9/30/2008	645,404	220,275	N	0	N	0	Y
CTF	HOSPITAL OF SAINT RAPHAEL	NURTURING FAMILIES NETWORK; QU	4/1/2008	3/31/2009	286,000	71,500	N	0	N	0	Y
CTF	LAWRENCE AND MEMORIAL HOSPITAL	NURTURING FAMILIES NETWORK	1/1/2008	12/31/2008	236,362	118,181	N	0	N	0	Y
CTF	MADONNA PLACE INC	FAMILY EMPOWERMENT INITIATIVE	7/1/2006	6/30/2009	139,615	47,070	N	0	N	0	Y
CTF	MADONNA PLACE INC	NURTURING FAMILIES NETWORK	1/1/2006	12/31/2008	660,026	223,548	N	0	N	0	Y
CTF	MANCHESTER MEMORIAL HOSPITAL	NURTURING FAMILIES NETWORK	10/1/2006	9/30/2009	1,191,490	398,137	N	0	N	0	Y
CTF	MIDDLESEX HOSPITAL	NURTURING FAMILIES NETWORK	10/1/2007	9/30/2010	638,700	159,675	N	0	N	0	Y
CTF	RUSHFORD CENTER INC	FAMILY EMPOWERMENT INITIATIVE	7/1/2006	6/30/2009	71,202	24,005	N	0	N	0	Y
CTF	SAINT FRANCIS HOSPITAL & MEDICAL CENTER	NURTURING FAMILIES NETWORK	10/1/2005	9/30/2008	825,154	280,355	N	0	N	0	Y
CTF	STAYWELL HEALTH CARE INC	NURTURING FAMILIES NETWORK	10/1/2005	9/30/2008	637,121	217,448	N	0	N	0	Y
CTF	THE FAMILY CENTER	NURTURING FAMILIES NETWORK	10/1/2005	9/30/2008	1,227,214	416,832	N	0	N	0	Y
CTF	THE VILLAGE FOR FAMILIES & CHILDREN	NURTURING FAMILIES NETWORK	1/1/2006	12/31/2008	639,635	210,750	N	0	Y	14,000	Y

STATE OF CONNECTICUT

Purchase of Service Contracts  
 DETAILS BY AGENCY  
 Fiscal Year 2008



<u>Agency</u>	<u>Contractor</u>	<u>Description of Service</u>	<u>Begin DT</u>	<u>Expire DT</u>	<u>Contract Amt</u>	<u>2008 Pymnt</u>	<u>Federal Y or N</u>	<u>Federal Pymnt</u>	<u>Private Y or N</u>	<u>Private Pymnt</u>	<u>Competitively Bid Y or N</u>
CTF	TRUST HOUSE	NURTURING FAMILIES NETWORK	1/1/2006	12/31/2008	639,431	206,270	N	0	Y	14,000	Y
CTF	VISITING NURSE & HOME CARE INC	NURTURING FAMILIES NETWORK	10/1/2005	9/30/2008	893,162	304,938	N	0	N	0	Y
CTF	VISITING NURSE ASSOC OF	NURTURING FAMILIES NETWORK	10/1/2005	9/30/2008	868,979	377,223	N	0	N	0	Y
CTF	WELLPATH INC	NURTURING FAMILIES NETWORK	10/1/2006	9/30/2009	1,072,499	360,122	N	0	N	0	Y
CTF	WHEELER CLINIC INC	FAMILY EMPOWERMENT INITIATIVE	7/1/2006	6/30/2009	55,407	18,680	N	0	N	0	Y
CTF	YALE UNIVERSITY	NURTURING FAMILIES NETWORK	10/1/2006	9/30/2009	1,514,704	539,536	Y	5,000	N	0	Y
<b>CTF - Children's Trust Fund Total: 39</b>					<b>23,544,247</b>	<b>8,079,455</b>		<b>5,000</b>		<b>159,000</b>	
DAS	CONNECTICUT CORRECTIONAL OMBUDSMAN INC	receive and listen to inmate c	7/1/2005	6/30/2008	919,431	329,000	N	0	N	0	Y
<b>DAS - Dept of Administrative Svcs Total: 1</b>					<b>919,431</b>	<b>329,000</b>		<b>0</b>		<b>0</b>	
DCF	ABCD INC	Therapeutic Child Care	7/1/2005	6/30/2008	767,508	257,524	N	0	N	0	Y
DCF	ADVANCED BEHAVIORIAL HEALTH INC	HARTFORD YOUTH PROJECT	4/1/2005	6/30/2009	2,804,977	539,500	N	0	N	0	Y
DCF	ADVANCED BEHAVIORIAL HEALTH INC	PROJECT SAFE-EVALUATION	7/1/2005	6/30/2009	9,379,169	2,390,713	N	0	N	0	Y
DCF	ADVANCED BEHAVIORIAL HEALTH INC	MULTISYSTEMIC CONSULTATION AND	7/1/2006	6/30/2009	10,422,120	3,582,238	Y	107,200	N	0	Y
DCF	ALMADA LODGE/TIMES FARM CAMP	Sibling Connections Camp	4/1/2008	6/30/2010	270,426	10,426	N	0	N	0	Y
DCF	AMPS INC	MIT	10/1/2006	9/30/2009	150,000	50,000	Y	20,000	N	0	Y
DCF	ARTISTS COLLECTIVE INC	rites of passage TRAINING PROG	3/1/2008	9/30/2010	117,000	0	Y	0	N	0	Y
DCF	ASIAN FAMILY SERVICES INC	BEHAVIORAL HEALTH COUNSELING I	7/1/2005	6/30/2008	35,210	0	N	0	N	0	Y

STATE OF CONNECTICUT

Purchase of Service Contracts  
 DETAILS BY AGENCY  
 Fiscal Year 2008



<u>Agency</u>	<u>Contractor</u>	<u>Description of Service</u>	<u>Begin DT</u>	<u>Expire DT</u>	<u>Contract Amt</u>	<u>2008 Pymnt</u>	<u>Federal Y or N</u>	<u>Federal Pymnt</u>	<u>Private Y or N</u>	<u>Private Pymnt</u>	<u>Competitively Bid Y or N</u>
DCF	BOYS & GIRLS VILLAGE INC	Extended Day Treatment Bridgep	7/1/2006	6/30/2009	11,766,192	3,908,028	N	0	N	0	Y
DCF	BPT HOSPITAL FOUNDATION INC	Parent Educational Assessment	7/1/2006	6/30/2009	423,440	92,188	N	0	N	0	Y
DCF	BRIDGES	Outpatient Child Guidance Clin	7/1/2005	6/30/2008	5,689,226	1,812,740	N	0	N	0	Y
DCF	BRISTOL HOSPITAL INC	PARENT AIDE	7/1/2006	6/30/2009	158,328	53,079	N	0	N	0	Y
DCF	CAPITOL REGION EDUCATION COUNCIL	EARLY CHILDHOOD SERVICES	7/1/2006	6/30/2009	1,166,446	392,519	N	0	N	0	Y
DCF	CATHOLIC CHARITIES & FAMILY SVCS	Outpatient Adolescent Substanc	7/1/2006	6/30/2009	415,949	142,876	Y	31,250	N	0	Y
DCF	CATHOLIC CHARITIES INC	OUTPATIENT PSYCHIATRIC CLINIC	7/1/2006	6/30/2009	3,469,032	4,964,427	Y	71,357	N	0	Y
DCF	CATHOLIC CHARITIES OF FAIRFIELD	Intensive Family Preservation	7/1/2005	6/30/2008	770,004	284,142	N	0	N	0	Y
DCF	CENTER FOR WOMEN & FAMILIES OF	Family Violence Outreach	7/1/2006	6/30/2009	504,065	231,405	Y	25,719	N	0	Y
DCF	CENTRAL CONNECTICUT ARC INC	THERAPEUTIC GROUP HOME-BLACK R	7/1/2007	6/30/2010	3,158,142	1,044,633	N	0	N	0	Y
DCF	CHARLOTTE HUNGERFORD HOSP	Child Guidance Clinic	7/1/2005	6/30/2008	2,225,900	731,590	Y	20,000	N	0	Y
DCF	CHILD & FAMILY AGENCY SOUTHEASTERN CT	OUTPATIENT PSYCHIATRIC CLINIC	7/1/2006	6/30/2009	7,108,151	2,208,790	Y	70,130	N	0	Y
DCF	CHILD GUIDANCE CENTER OF GREATER	Outpatient Psychiatric Clinic	7/1/2006	6/30/2009	11,922,476	4,529,912	Y	215,175	N	0	Y
DCF	CHILD GUIDANCE CLINIC FOR CNTRL CT	OUTPATIENT PSYCHIATRIC CLINIC	7/1/2006	6/30/2009	2,243,317	764,384	N	0	N	0	Y
DCF	CHILD GUIDANCE CTR OF SOUTHERN CT	OUTPATIENT PSYCHIATRIC CLINIC	7/1/2006	6/30/2009	1,587,413	1,759,133	N	25,000	N	0	Y
DCF	CHILDRENS CENTER COMMUNITY PROG	FOSTER AND ADOPTIVE SUPPORT TE	7/1/2006	6/30/2009	4,964,993	1,819,909	N	86,295	N	0	Y
DCF	CHILDRENS HOME COMMUNITY SERVICES INC	EXTENDED DAY TREATMENT	7/1/2006	6/30/2009	8,859,985	2,912,912	Y	0	N	0	Y
DCF	CITY OF BRIDGEPORT	Parent Aide	7/1/2006	6/30/2009	601,632	202,835	N	0	N	0	Y



STATE OF CONNECTICUT

Purchase of Service Contracts  
 DETAILS BY AGENCY  
 Fiscal Year 2008



<u>Agency</u>	<u>Contractor</u>	<u>Description of Service</u>	<u>Begin DT</u>	<u>Expire DT</u>	<u>Contract Amt</u>	<u>2008 Pymnt</u>	<u>Federal Y or N</u>	<u>Federal Pymnt</u>	<u>Private Y or N</u>	<u>Private Pymnt</u>	<u>Competitively Bid Y or N</u>
DCF	CITY OF HARTFORD	PARENT AIDE	7/1/2005	6/30/2008	79,407	26,906	N	0	N	0	Y
DCF	CITY OF NEW HAVEN	THERAPEUTIC CHILD CARE	7/1/2006	6/30/2009	278,446	93,348	N	0	N	0	Y
DCF	CLIFFORD BEERS CLINIC INC	ASSESS AND TREATMENT INTERVENT	7/1/2005	6/30/2008	7,018,612	2,462,370	Y	20,000	N	0	Y
DCF	COMM CHILD GUIDANCE CLINIC	Outpatient Child Guidance Clin	7/1/2005	6/30/2008	2,761,868	808,622	Y	20,000	N	0	Y
DCF	COMMUNITY HEALTH CENTER INC	OUTPATIENT PSYCHIATRIC CLINIC	7/1/2006	6/30/2009	1,755,014	623,853	N	0	N	0	Y
DCF	COMMUNITY HEALTH RESOURCES	EMERGENCY MOBILE SERVICES CARE	7/1/2006	6/30/2009	4,570,606	8,137,399	Y	192,407	N	0	Y
DCF	COMMUNITY MENTAL HEALTH AFFILIATES INC	Outpatient Psychiatric Clinic	7/1/2005	6/30/2008	11,900,890	2,674,367	Y	72,765	N	0	Y
DCF	COMMUNITY RENEWAL TEAM INC	COMMUNITY LIFE SKILLS	10/1/2006	6/30/2009	252,014	91,895	Y	59,962	N	0	Y
DCF	COMMUNITY RESIDENCES INC	THERAPEUTIC GROUP HOME-NORTH	7/17/2007	6/30/2010	11,922,800	4,201,875	N	0	N	0	Y
DCF	CONN RENAISSANCE INC	OUTPATIENT ADOLESCENT	11/1/2006	6/30/2009	2,175,614	273,339	N	0	N	0	Y
DCF	CONNECTICUT ASSOCIATION OF	FOSTER CARE SUPPORT	7/1/2006	6/30/2009	6,147,196	2,006,537	N	0	N	0	Y
DCF	CONNECTICUT COLLEGE	EARLY CHILDHOOD SERVICES	7/1/2005	6/30/2008	421,844	0	N	0	N	0	Y
DCF	CONNECTICUT JUNIOR REPUBLIC GROUP HOME	Outpatient Adolescent Substanc	7/1/2006	6/30/2009	7,140,561	2,239,007	N	0	N	0	Y
DCF	CONNNECTICUT ALLIANCE OF BOYS & GIRLS	CJTS Community Re-Entry Pilot	7/1/2005	6/30/2008	25,000	0	N	0	N	0	Y
DCF	CONNNECTICUT ALLIANCE OF BOYS & GIRLS	CJTS Community Re-Entry Pilot	7/1/2007	6/30/2010	1,229,833	373,833	N	0	N	0	Y
DCF	COORDINATING CNCL FOR CHILDREN IN CRISIS	FAMILY VIOLENCE OUTREACH	7/1/2005	6/30/2008	2,115,006	715,165	Y	0	N	0	Y
DCF	COVENANT TO CARE INC	ADOPT A SOCIAL WORKER	7/1/2005	6/30/2008	899,041	272,729	Y	95,275	Y	0	Y
DCF	CSI CONNECTICUT INC	Safe Home	7/1/2005	6/30/2008	8,140,371	2,482,539	Y	0	N	0	Y

STATE OF CONNECTICUT

Purchase of Service Contracts  
 DETAILS BY AGENCY  
 Fiscal Year 2008



<u>Agency</u>	<u>Contractor</u>	<u>Description of Service</u>	<u>Begin DT</u>	<u>Expire DT</u>	<u>Contract Amt</u>	<u>2008 Pymnt</u>	<u>Federal Y or N</u>	<u>Federal Pymnt</u>	<u>Private Y or N</u>	<u>Private Pymnt</u>	<u>Competitively Bid Y or N</u>
DCF	DANBURY REG CHILD ADVOCACY CENTER INC	Parent Aid	7/1/2005	6/30/2008	792,113	287,509	Y	20,000	N	0	Y
DCF	DANBURY YOUTH SERV INC	Mentoring	7/1/2005	6/30/2008	129,384	41,543	Y	18,600	N	0	Y
DCF	DOMUS HOUSE	Prison Transportation	7/1/2005	6/30/2008	561,794	116,538	Y	12,500	N	0	Y
DCF	EASTCONN	EARLY CHILDHOOD SERVICES	7/1/2005	6/30/2008	1,939,632	290,930	Y	166,221	N	0	Y
DCF	EASTER SEAL REHAB CTR OF GRTR WTBY INC	Early Childhood Services PIP I	7/1/2006	6/30/2009	766,630	259,920	Y	20,000	N	0	Y
DCF	EASTERN CT HEALTH NETWORK INC	PARENT EDUCATION &ASSESSMENT S	7/1/2006	6/30/2009	358,363	120,819	N	0	N	0	Y
DCF	EXCH CLUB CNTR PREVENTION CHILD	Parent Aide	7/1/2005	6/30/2008	259,386	88,893	N	0	N	0	Y
DCF	EXCHANGE CLUB CENTERS FOR THE	PARENT AIDE	7/1/2006	6/30/2009	1,030,188	395,973	Y	142,309	N	0	Y
DCF	FAM SERV OF CENTRAL CT INC	COMMUNITY LIFE SKILLS	10/1/2006	6/30/2009	224,548	0	Y	0	N	0	Y
DCF	FAMILIES IN CRISIS INC	PRISON TRANSPORTATION, CONTRAC	7/1/2005	6/30/2008	48,200	16,518	N	0	N	0	Y
DCF	FAMILY & CHILDRENS AGENCY INC	Intensive Family Preservation	7/1/2006	6/30/2009	2,316,461	905,474	N	204,119	N	0	Y
DCF	FAMILY & CHILDRENS AID INC	Outpatient Psychiatric Clinic	7/1/2006	6/30/2009	21,577,491	7,270,342	Y	239,449	N	0	Y
DCF	FAMILY SERVICE ASSOCIATION OF WATERBURY	Family Violence Outreach	7/1/2006	6/30/2009	4,144,165	1,453,761	Y	287,250	N	0	Y
DCF	FARNAM NEIGHBORHOOD HOUSE INC	POSITIVE YOUTH DEVELOPMENT	2/15/2008	6/30/2010	420,000	140,000	N	0	N	0	Y
DCF	FAVOR INC	FAMILY ADVOCACY SERVICES	10/1/2004	9/30/2007	621,460	278,674	Y	278,674	N	0	Y
DCF	FAVOR INC	Family Advocacy	10/1/2007	9/30/2010	3,004,422	843,429	Y	843,429	N	0	Y
DCF	FOCUS ALTERNATIVE LEARNING CENTER INC	Group Home Level II	3/1/2007	6/30/2010	3,093,461	829,961	N	0	N	0	Y
DCF	FSW INC CT	Juvenile Case Management Outre	7/1/2005	6/30/2008	4,375,854	1,500,605	N	0	N	63,500	Y

STATE OF CONNECTICUT

Purchase of Service Contracts  
 DETAILS BY AGENCY  
 Fiscal Year 2008



<u>Agency</u>	<u>Contractor</u>	<u>Description of Service</u>	<u>Begin DT</u>	<u>Expire DT</u>	<u>Contract Amt</u>	<u>2008 Pymnt</u>	<u>Federal Y or N</u>	<u>Federal Pymnt</u>	<u>Private Y or N</u>	<u>Private Pymnt</u>	<u>Competitively Bid Y or N</u>
DCF	GENERATIONS FAMILY HEALTH CTR	FOSTER CARE CLINIC	7/1/2006	6/30/2009	202,553	68,289	N	0	N	0	Y
DCF	GILEAD HOUSE INC	Group Home Level II - Baldwin	7/1/2007	6/30/2010	8,544,735	2,608,074	N	0	N	0	Y
DCF	GREATER BRIDGEPORT ADOLESCENT	Supportive Work, Education & T	1/1/2007	6/30/2009	499,524	230,024	Y	0	N	0	Y
DCF	HALL NEIGHBORHOOD HOUSE INC	Therapeutic Child Care	7/1/2006	6/30/2009	563,784	204,810	Y	85,750	N	0	Y
DCF	HALL-BROOKE FOUNDATION INC	Extended Day Treatment	7/1/2006	6/30/2009	2,123,791	636,024	N	0	N	0	Y
DCF	HARTFORD BEHAVIORAL HEALTH	INTENSIVE HOME BASED SERVICES-	7/1/2006	6/30/2009	1,090,919	745,270	N	0	N	0	Y
DCF	HARTFORD HOSPITAL	EXTENDED DAY TREATMENT	7/1/2005	6/30/2008	1,293,942	441,331	N	0	N	0	Y
DCF	HARTFORD INTERVAL HOUSE INC	FAMILY VIOLENCE	7/1/2005	6/30/2008	421,781	130,455	N	0	N	0	Y
DCF	HILL HEALTH CORPORATION	OUTPATIENT PSYCHIATRIC CLINIC	7/1/2006	6/30/2009	1,674,434	541,383	N	0	N	0	Y
DCF	HISPANIC HEALTH COUNCIL	PARENT AIDE-LOVE & SECURITY	7/1/2006	6/30/2009	237,200	71,706	N	0	N	0	Y
DCF	HOGAR CREA INTL OF CT INC	DRUG TREATMENT	7/1/2006	6/30/2009	350,271	138,091	N	0	N	0	Y
DCF	HOSPITAL OF SAINT RAPHAEL	FOSTER CARE CLINIC - GREATER N	7/1/2005	6/30/2008	1,050,301	471,742	N	0	N	0	Y
DCF	HUMAN SERVICES COUNCIL INC	Multidisciplinary Team	10/1/2006	6/30/2009	259,229	88,881	Y	20,000	N	0	Y
DCF	JEWISH FAMILY SVS OF N HAVEN INC	Y2K ADOPTION	7/1/2005	6/30/2008	364,566	114,327	Y	46,132	N	0	Y
DCF	KEY HUMAN SERVICES INC	Group Home Level II	7/1/2007	6/30/2010	5,825,175	1,605,578	N	0	N	0	Y
DCF	KIDS IN CRISIS INC	Community Emergency Services	7/1/2006	6/30/2009	5,267,712	1,224,069	N	0	N	0	Y
DCF	KLINGBERG COMPREHENSIVE FAMILY	INTENSIVE FAMILY PRESERVATION	7/1/2006	6/30/2009	17,909,151	5,945,867	Y	263,677	N	0	Y
DCF	LAWRENCE AND MEMORIAL HOSPITAL	SUBSTANCE ABUSING FAMILIES AT	7/1/2005	6/30/2008	661,854	121,424	Y	20,000	N	0	Y

STATE OF CONNECTICUT

Purchase of Service Contracts  
 DETAILS BY AGENCY  
 Fiscal Year 2008



<u>Agency</u>	<u>Contractor</u>	<u>Description of Service</u>	<u>Begin DT</u>	<u>Expire DT</u>	<u>Contract Amt</u>	<u>2008 Pymnt</u>	<u>Federal Y or N</u>	<u>Federal Pymnt</u>	<u>Private Y or N</u>	<u>Private Pymnt</u>	<u>Competitively Bid Y or N</u>
DCF	LEARN	Building Blocks for Bright Beg	10/1/2005	9/30/2008	4,363,443	1,543,913	Y	1,543,913	N	0	Y
DCF	LIVING IN SAFE ALTERNATIVES INC	Community Life Skills	10/1/2006	6/30/2009	596,061	36,812	Y	26,324	N	0	Y
DCF	LOWER NAUGATUCK VLY PARENT	CASSP FIDUCIARY	7/1/2005	6/30/2008	1,645,079	562,567	N	0	N	0	Y
DCF	MADONNA PLACE INC	PARENT EDUCATION AND	7/1/2006	6/30/2009	423,133	92,188	N	0	N	0	Y
DCF	MARRAKECH INC	Work/Learn Youth Program	10/1/2006	6/30/2009	1,547,750	525,000	Y	70,000	Y	0	Y
DCF	MCCALL FOUNDATION INC	Parent Education and Assessmen	7/1/2005	6/30/2008	498,920	170,983	N	0	N	0	Y
DCF	MID FAIRFIELD CHILD GUIDANCE CENTER INC	Outpatient Child Guidance Clin	7/1/2005	6/30/2008	2,597,684	888,391	N	0	N	0	Y
DCF	MID FAIRFIELD CHILD GUIDANCE CENTER INC	Outpatient Psychiatric Clinic	7/1/2005	6/30/2008	2,638,416	0	N	0	N	0	Y
DCF	MIDDLESEX HOSPITAL	INTENSIVE HOME BASED SERVICES	7/1/2006	6/30/2009	684,362	217,241	N	0	N	0	Y
DCF	MIDDLETOWN POLICE BENEFIT ASSOC	MIT	10/1/2006	9/30/2009	210,000	69,832	Y	20,000	N	0	Y
DCF	MIDWESTERN CT CNSL ON ALCOHOLISM	Group Home Level II	7/1/2007	6/30/2010	2,848,245	783,366	N	0	N	0	Y
DCF	N WEST CTR FOR FAMILY SERVICE &	OUPATIENT PSYCHIATRIC CLINIC F	7/1/2006	6/30/2009	1,847,220	156,077	N	0	N	0	Y
DCF	NAFI CONNECTICUT INC	THERAPEUTIC GROUP HOME BRISTOL	7/1/2006	6/30/2009	23,834,305	6,886,963	N	0	N	0	Y
DCF	NATCHAUG HOSP INC	EXTENDED DAY TREATMENT-WILLIMA	7/1/2006	6/30/2009	8,968,728	1,689,045	N	0	N	0	Y
DCF	NETWORK CONNECTICUT INC	JUVENILE JUSTICE INTERMEDIATE	7/1/2006	6/30/2009	2,636,826	888,983	N	0	N	0	Y
DCF	NEW BRITAIN CITY TREASURER	COMMUNITY LIFE SKILLS	10/1/2006	6/30/2009	402,402	61,263	Y	32,156	N	0	Y
DCF	NEW ENGLAND ADOLESCENT TREATMENT	Preparing Adolescents for Self	4/1/2007	6/30/2010	295,539	0	N	0	N	0	Y
DCF	NEW HAVEN FAM ALLIANCE INC	Juvenile Review Board	5/1/2007	6/30/2009	434,000	196,031	N	0	N	0	Y

STATE OF CONNECTICUT

Purchase of Service Contracts  
 DETAILS BY AGENCY  
 Fiscal Year 2008



<u>Agency</u>	<u>Contractor</u>	<u>Description of Service</u>	<u>Begin DT</u>	<u>Expire DT</u>	<u>Contract Amt</u>	<u>2008 Pymnt</u>	<u>Federal Y or N</u>	<u>Federal Pymnt</u>	<u>Private Y or N</u>	<u>Private Pymnt</u>	<u>Competitively Bid Y or N</u>
DCF	NEW HOPE MANOR INC	GROUP HOME LEVEL II MCGUINNESS	7/1/2007	6/30/2010	11,392,980	3,534,962	N	0	N	0	Y
DCF	NEW OPPORTUNITIES INC	Intensive Family Preservation	7/1/2005	6/30/2008	643,809	220,637	N	0	N	0	Y
DCF	NOANK BAPTIST GROUP HOMES	GROUP HOME LEVEL II	7/1/2007	6/30/2010	5,696,492	1,864,466	N	0	N	0	Y
DCF	NORTHEAST CENTER FOR YOUTH AND	Group Home Level II - Hampton	7/1/2007	6/30/2010	7,766,028	1,990,420	N	0	N	0	Y
DCF	NUTMEG BIG BROS & SISTERS	One on One Mentoring	12/1/2007	6/30/2008	48,438	10,938	N	0	N	0	Y
DCF	OPTIMUS HEALTH CARE INC	Foster Care Clinic Bridgeport	7/1/2006	6/30/2009	405,106	136,578	N	0	N	0	Y
DCF	OUR PIECE OF THE PIE INC	YOUTH EMPLOYMENT AND TRAINING	7/1/2006	6/30/2009	2,653,992	924,496	N	107,496	N	94,000	Y
DCF	PERCEPTION PROGRAMS INC	OUTPATIENT ADOLESCENT	7/1/2005	6/30/2008	1,373,584	235,368	N	0	N	0	Y
DCF	PHARMACY & THERAPEUTICS CONSULTING INC	CONSULTING RE: MEDICATION USE	7/1/2005	7/30/2007	79,500	2,219	N	0	N	0	N
DCF	PHILLIPS METROPOLITAN CME CHURCH	QUEEN ESTHER PROJECT	7/1/2006	6/30/2009	269,868	90,555	Y	37,500	N	0	Y
DCF	PROJECT RETURN INC	Preparing Adolescents for Self	4/1/2007	6/30/2009	174,463	0	N	0	N	0	Y
DCF	RAPE CRISES CENTER OF MILFORD	MIT	10/1/2006	9/30/2009	150,000	50,000	Y	20,000	N	0	Y
DCF	REM COMMUNITY SERVICES OF CT INC	THERAPEUTIC GROUP HOME-CENTER	7/1/2007	6/30/2010	8,955,338	1,037,108	N	0	N	0	Y
DCF	RESTORING LIVES MINISTRIES INC	QUEEN ESTHER MINISTRY	7/1/2006	6/30/2009	379,278	87,978	Y	37,500	N	0	Y
DCF	RKIDS INC	FAMILY CENTER	10/1/2006	9/30/2009	1,038,600	317,350	Y	317,350	N	0	Y
DCF	RKIDS INC	Reconnecting Families - Greate	4/1/2008	6/30/2011	1,090,226	27,955	Y	0	N	0	Y
DCF	RUSHFORD CENTER INC	OUTPATIENT ADOLESCENT	7/1/2006	6/30/2009	8,455,076	2,829,861	N	0	N	0	Y
DCF	SAINT FRANCIS HOSPITAL & MEDICAL CENTER	Parent Aide	7/1/2006	6/30/2009	1,678,933	578,409	N	0	N	0	Y

STATE OF CONNECTICUT

Purchase of Service Contracts  
 DETAILS BY AGENCY  
 Fiscal Year 2008



<u>Agency</u>	<u>Contractor</u>	<u>Description of Service</u>	<u>Begin DT</u>	<u>Expire DT</u>	<u>Contract Amt</u>	<u>2008 Pymnt</u>	<u>Federal Y or N</u>	<u>Federal Pymnt</u>	<u>Private Y or N</u>	<u>Private Pymnt</u>	<u>Competitively Bid Y or N</u>
DCF	SEXUAL ASSAULT CRISIS CENTER OF	MULTIDISCIPLINARY TEAM	10/1/2005	9/30/2008	449,472	75,000	Y	25,000	N	0	Y
DCF	SHELTER FOR WOMEN INC	Group Home Level II	1/1/2007	6/30/2010	3,436,119	982,873	N	0	N	0	Y
DCF	ST FRANCIS HOME FOR CHILDREN INC	EXTENDED DAY TREATMENT	7/1/2005	6/30/2008	1,408,691	270,802	Y	66,408	N	0	Y
DCF	THE ACCESS AGENCY INC	ONE ON ONE MENTORING	7/1/2007	6/30/2010	644,875	261,274	Y	31,250	N	0	Y
DCF	THE BRIDGE FAMILY CENTER INC	SHORT TERM ASSESSMENT AND	7/1/2006	6/30/2009	12,496,570	3,982,099	Y	30,856	N	0	Y
DCF	THE CHILDREN'S CENTER OF HAMDEN INC	CRISIS STABILIZATION	7/1/2005	6/30/2008	12,816,056	4,731,616	N	0	N	0	Y
DCF	THE CONNECTION INC	Sexual Abuse and Problem Sexua	7/1/2006	6/30/2009	19,696,798	7,045,627	N	0	N	0	Y
DCF	THE CONSULTATION CENTER INC	THERAPEUTIC CHILD CARE	7/1/2006	6/30/2009	660,472	219,658	N	0	N	0	Y
DCF	THE KENNEDY CENTER INC	Foster and Adoptive Support Te	7/1/2005	6/30/2008	780,150	206,115	N	0	N	0	Y
DCF	THE SALVATION ARMY	EMERGENCY SHELTER	7/1/2005	6/30/2008	3,131,282	789,269	N	0	N	0	Y
DCF	THE SALVATION ARMY-CONNRI	Emergency Shelter	7/1/2005	6/30/2008	3,466,191	980,493	N	0	N	0	Y
DCF	THE VILLAGE FOR FAMILIES & CHILDREN	HAPPY	10/1/2006	9/28/2008	766,746	347,800	Y	347,800	N	0	Y
DCF	THE VILLAGE FOR FAMILIES & CHILDREN	OUTPATIENT PSYCHIATRIC CLINIC	7/1/2006	6/30/2009	18,654,749	6,257,689	Y	71,947	N	0	Y
DCF	THOMPSON ECUMENICAL EMPOWERMENT GROUP	FAMILY SUPPORT GROUP SERVICES	7/1/2005	6/30/2008	183,936	31,518	N	0	N	0	Y
DCF	TORRINGTON AREA YOUTH SERVICE BUREAU INC	One on One Mentoring	7/1/2005	6/30/2008	137,653	46,418	Y	26,901	N	0	Y
DCF	TOWN OF BLOOMFIELD	FOSTER FAMILY SUPPORT	7/1/2006	6/30/2009	171,778	57,913	N	0	N	0	Y
DCF	TRUE COLORS INC	ONE ON ONE MENTORING	7/1/2007	6/30/2010	181,250	68,750	Y	68,750	N	0	Y
DCF	TVCCA INC	THERAPEUTIC CHILD CARE	7/1/2006	6/30/2009	299,048	106,420	Y	37,506	N	0	Y

STATE OF CONNECTICUT

Purchase of Service Contracts  
 DETAILS BY AGENCY  
 Fiscal Year 2008



<u>Agency</u>	<u>Contractor</u>	<u>Description of Service</u>	<u>Begin DT</u>	<u>Expire DT</u>	<u>Contract Amt</u>	<u>2008 Pymnt</u>	<u>Federal Y or N</u>	<u>Federal Pymnt</u>	<u>Private Y or N</u>	<u>Private Pymnt</u>	<u>Competitively Bid Y or N</u>
DCF	UNITED COMMUNITY & FAMILY SERVICES INC	OUTPATIENT PSYCHIATRIC CLINIC	7/1/2006	6/30/2009	7,415,118	4,925,859	N	224,184	N	0	Y
DCF	UNITED SERVICES INC	OUTPATIENT PSYCHIATRIC CLINIC	7/1/2005	6/30/2008	8,897,461	3,067,429	Y	20,000	N	0	Y
DCF	UNITED WAY OF CONN INC	SUICIDE PREVENTION/MULTI-CULTU	7/1/2007	6/30/2010	180,000	60,000	Y	60,000	N	0	Y
DCF	UNITED WAY OF EASTERN FAIRFIELD COUNTY	PARK PROJECT	10/1/2005	9/30/2007	846,032	713,962	Y	713,962	N	0	Y
DCF	UNITED WAY OF EASTERN FAIRFIELD COUNTY	PARK Project	10/1/2007	9/29/2009	1,230,767	819,000	Y	819,000	N	0	Y
DCF	VISITING NURSE ASSOCIATION OF CENTRAL CT	PARENT AIDE	7/1/2006	6/30/2009	238,765	80,045	N	0	N	0	Y
DCF	WATERBURY HOSPITAL	EMPS CARE COORDINATION	7/1/2006	6/30/2009	248,186	83,674	N	0	N	0	Y
DCF	WATERBURY YOUTH SERV SYSTEM INC	Case Managaement Services	7/1/2006	6/30/2009	2,909,635	984,601	Y	31,250	N	0	Y
DCF	WATERFORD COUNTRY SCH INC	EMERGENCY SHELTER	7/1/2006	6/30/2009	18,634,770	6,503,323	N	0	N	0	Y
DCF	WELLPATH INC	Outpatient Psychiatric Clinic	7/1/2006	6/30/2009	17,388,458	5,895,056	Y	25,000	N	0	Y
DCF	WELLSPRING FOUNDATION	Group Home Levell II	7/1/2007	6/30/2010	2,848,245	949,415	N	0	N	0	Y
DCF	WEST HAVEN COMMUNITY HOUSE INC	POSITIVE YOUTH DEVELOPMENT	7/1/2006	6/30/2009	233,715	78,795	N	0	N	0	Y
DCF	WEST HAVEN TOWN TREASURER	CASSP FIDUCIARY	7/1/2005	6/30/2008	34,377	11,781	N	0	N	0	Y
DCF	WHEELER CLINIC INC	Outpatient Psychiatric Clinic	7/1/2006	6/30/2009	40,429,952	13,111,221	Y	249,529	N	0	Y
DCF	WINDHAM REGIONAL COMM COUNCIL	COMMUNITY EMERGENCY SERVICES	7/1/2006	6/30/2009	644,246	189,193	N	0	N	0	Y
DCF	Y-US INC	Postive Youth Development	7/1/2006	6/30/2009	2,048,906	696,403	N	0	N	0	Y
DCF	YALE UNIVERSITY	OUTPATIENT PSYCHIATRIC CLINIC	7/1/2005	6/30/2008	13,682,800	4,233,879	N	0	N	0	Y
DCF	YMCA OF N MIDDLESEX COUNTY	THERAPEUTIC CHILD CARE	7/1/2005	6/30/2008	401,176	135,700	Y	63,530	N	0	Y

STATE OF CONNECTICUT

Purchase of Service Contracts  
 DETAILS BY AGENCY  
 Fiscal Year 2008



<u>Agency</u>	<u>Contractor</u>	<u>Description of Service</u>	<u>Begin DT</u>	<u>Expire DT</u>	<u>Contract Amt</u>	<u>2008 Pymnt</u>	<u>Federal Y or N</u>	<u>Federal Pymnt</u>	<u>Private Y or N</u>	<u>Private Pymnt</u>	<u>Competitively Bid Y or N</u>
DCF	YOUNG WOMENS CHRISTIAN ASSOC	Therapeutic Child Care - Hartf	7/1/2005	6/30/2008	457,447	155,001	N	0	N	0	Y
DCF	YOUTH CONTINUUM INC	Group Home Level II - Bradley	7/1/2007	6/30/2010	11,506,603	3,278,998	N	0	N	0	Y
DCF	YWCA OF NEW BRITAIN	Therapeutic Child Care 7/1/06-	7/1/2006	6/30/2009	267,195	89,576	N	0	N	0	Y
<b>DCF - Dept. of Children and Families Total: 155</b>					<b>572,469,212</b>	<b>193,630,121</b>		<b>8,925,757</b>		<b>157,500</b>	
DDS	A V P INC	Group Supported Employment	7/1/2007	6/30/2008	1,482,915	1,464,448	N	0	N	0	N
DDS	ABILIS INC	Birth to Three services	1/1/2008	7/31/2009	643,410	52,513	N	0	N	0	Y
DDS	ABILIS INC	Birth to Three Services	7/1/2006	7/31/2009	4,799,148	1,632,260	Y	77,089	N	0	N
DDS	ABILIS INC	SEI SERVICES	7/1/2005	6/30/2008	5,373,681	0	N	0	N	0	N
DDS	ABILITY BEYOND DISABILITY	DSO SVCS (617)	7/1/2006	6/30/2008	221,433	395,219	Y	0	N	0	N
DDS	ACORD INC	Day Support Options	7/1/2007	6/30/2008	3,764,994	3,567,629	N	0	N	0	N
DDS	AGENCY ON AGING OF SOUTH CENTRAL	Day Support Options	7/1/2007	6/30/2008	246,688	243,116	N	0	N	0	N
DDS	ALLIANCE STAFFING CT LLC	Individual Supported Employmen	7/1/2007	6/30/2008	423,428	418,216	N	0	N	0	N
DDS	ALLIED REHABILITATION CNTR INC	Day Support Options	7/1/2007	6/30/2008	4,146,012	4,085,603	Y	77,792	N	0	N
DDS	ALTERNATIVE ENRICHMENT AT	Day Support Options	7/1/2007	6/30/2008	100,916	99,726	N	0	N	0	N
DDS	ALTERNATIVE SERV CONN INC	Community Living Arrangements	7/1/2007	6/30/2008	1,384,553	1,263,558	N	0	N	0	N
DDS	ALTERNATIVE SERV CONN INC	Day Support Options	7/1/2007	6/30/2008	6,639,445	6,133,315	N	0	N	0	N
DDS	AMERICAN SCHOOL FOR THE DEAF	Day Support Options	7/1/2007	6/30/2008	392,385	387,211	N	0	N	0	N
DDS	AMERICAN SCHOOL FOR THE DEAF	Birth to Three Services	7/1/2006	7/31/2009	899,811	322,063	Y	33,010	N	0	N



STATE OF CONNECTICUT

Purchase of Service Contracts  
 DETAILS BY AGENCY  
 Fiscal Year 2008



<u>Agency</u>	<u>Contractor</u>	<u>Description of Service</u>	<u>Begin DT</u>	<u>Expire DT</u>	<u>Contract Amt</u>	<u>2008 Pymnt</u>	<u>Federal Y or N</u>	<u>Federal Pymnt</u>	<u>Private Y or N</u>	<u>Private Pymnt</u>	<u>Competitively Bid Y or N</u>
DDS	ARC NEW LONDON COUNTY INC	Day Support Options	7/1/2007	6/30/2008	2,324,132	2,176,197	N	0	N	0	N
DDS	ARC OF MERIDEN - WALLINGFORD INC	Day Support Options	7/1/2007	6/30/2008	204,681	201,842	N	0	N	0	N
DDS	ARC OF MERIDEN - WALLINGFORD INC	Day Support Options	7/1/2007	6/30/2008	4,608,863	4,460,726	N	0	N	0	N
DDS	AREA COOPERATIVE EDUCATIONAL SERVICES	Group Supported Employment	7/1/2007	6/30/2008	1,306,774	1,290,878	N	0	N	0	N
DDS	ASSOC FOR RETARDED OF GRTR NEW HAVEN INC	Day Support Options	7/1/2007	6/30/2008	1,544,997	1,525,371	N	0	N	0	N
DDS	ASSOCIATED NEUROLOGISTS	Physicians - Neurologists for	4/1/2005	6/30/2010	67,505	0	N	0	N	0	N
DDS	ASSOCIATED NEUROLOGISTS	neurology physicians	4/1/2005	6/30/2010	134,250	22,575	N	0	N	0	N
DDS	BAROCO CORP	Day Services	8/4/2006	7/31/2007	0	49,363	N	0	N	0	N
DDS	BAROCO CORP	Day Support Options	7/1/2007	6/30/2008	610,178	601,688	N	0	N	0	N
DDS	BAROCO CORP	Day Support Options	7/1/2007	6/30/2008	743,277	733,801	N	0	N	0	N
DDS	BAROCO CORP	DSO SERVICES	7/1/2005	6/30/2008	2,791,828	0	N	0	N	0	N
DDS	BENHAVEN INC	Individual Supported Employmen	7/1/2007	6/30/2008	3,160,214	2,936,837	N	0	N	0	N
DDS	BIRMINGHAM GROUP INC	Individual Supported Employment	7/1/2007	6/30/2008	7,134	119,053	N	0	N	0	N
DDS	BRIAN HOUSE INC	Residential Services	8/11/2006	7/31/2007	0	270,899	N	0	N	0	N
DDS	BRIAN HOUSE INC	Community Living Arrangements	7/1/2007	6/30/2008	3,448,544	3,401,860	N	0	N	0	N
DDS	BRIDGES	Res. Services	8/2/2006	7/31/2007	0	14,915	N	0	N	0	N
DDS	BRISTOL ADULT RESOURCE CENTER INC	Day Support Options	7/1/2007	6/30/2008	4,612,452	4,547,832	Y	86,462	N	0	N
DDS	BUCKINGHAM COMM SERV OF CT INC	Day Support Options	7/1/2007	6/30/2008	490,323	483,765	N	0	N	0	N

STATE OF CONNECTICUT

Purchase of Service Contracts  
 DETAILS BY AGENCY  
 Fiscal Year 2008



<u>Agency</u>	<u>Contractor</u>	<u>Description of Service</u>	<u>Begin DT</u>	<u>Expire DT</u>	<u>Contract Amt</u>	<u>2008 Pymnt</u>	<u>Federal Y or N</u>	<u>Federal Pymnt</u>	<u>Private Y or N</u>	<u>Private Pymnt</u>	<u>Competitively Bid Y or N</u>
DDS	BUCKINGHAM COMM SERV OF CT INC	Day Support Options	7/1/2007	6/30/2008	888,202	876,404	N	0	N	0	N
DDS	BUILDING BRIDGES LLC	Birth to Three services	7/1/2007	7/31/2009	1,522,646	410,435	Y	3,132	N	0	Y
DDS	C W RESOURCES INC	Group Supported Employment	7/1/2007	6/30/2008	487,230	480,738	N	0	N	0	N
DDS	C W RESOURCES INC	Day Support Options	7/1/2007	6/30/2008	3,356,173	3,310,865	Y	158,830	N	0	N
DDS	CAMP HORIZONS PROGRAM INC		7/1/2007	6/30/2008	1,516,187	1,489,949	N	0	N	0	N
DDS	CAPITOL REGION EDUCATION COUNCIL	Community Living Arrangements	7/1/2007	6/30/2008	561,013	550,176	N	0	N	0	N
DDS	CAPITOL REGION EDUCATION COUNCIL	Birth to Three Services	7/1/2006	7/31/2009	574,135	240,491	N	0	N	0	N
DDS	CAPITOL REGION EDUCATION COUNCIL	Birth to Three Services	7/1/2006	7/31/2009	4,675,947	1,555,608	Y	5,916	N	0	N
DDS	CATHOLIC CHARITIES INC	Day Support Options	7/1/2007	6/30/2008	3,529,446	3,482,110	N	0	N	0	N
DDS	CENTER FOR PEDIATRIC THERAPY-FAIRFIELD	Occupational Therapy Services	7/1/2004	6/30/2010	134,668	0	N	0	N	0	N
DDS	CENTER FOR PEDIATRIC THERAPY-FAIRFIELD	Occupational Therapy Services	7/1/2004	6/30/2010	305,280	52,153	N	0	N	0	N
DDS	CENTRAL CONNECTICUT ARC INC	Day Support Options	7/1/2007	6/30/2008	7,202,738	7,105,151	Y	39,653	N	0	N
DDS	CES COOPERATIVE EDUCATIONAL SVS	Birth to Three Services	7/1/2006	7/31/2009	2,252,685	699,463	Y	141,291	N	0	N
DDS	CHESHIRE OCCUPATIONAL AND	Day Support Options	7/1/2005	6/30/2009	1,749,045	864,498	N	0	N	0	N
DDS	CHEZ NOUS INC	Supported Living	7/1/2007	6/30/2008	201,258	198,541	N	0	N	0	N
DDS	CHILDREN'S THERAPY SERVICES LLC	Birth to Three Services	7/1/2006	7/31/2009	1,873,418	548,356	N	0	N	0	N
DDS	CITY OF DANBURY	Birth to Three Services	7/1/2006	7/31/2009	829,536	212,725	Y	17,102	N	0	N
DDS	CLASP HOMES INC	Supported Living	7/1/2007	6/30/2008	69,972	69,000	N	0	N	0	N

STATE OF CONNECTICUT

Purchase of Service Contracts  
 DETAILS BY AGENCY  
 Fiscal Year 2008



<u>Agency</u>	<u>Contractor</u>	<u>Description of Service</u>	<u>Begin DT</u>	<u>Expire DT</u>	<u>Contract Amt</u>	<u>2008 Pymnt</u>	<u>Federal Y or N</u>	<u>Federal Pymnt</u>	<u>Private Y or N</u>	<u>Private Pymnt</u>	<u>Competitively Bid Y or N</u>
DDS	CLASP HOMES INC	Res. Services	8/2/2006	7/31/2007	73,600	5,661	N	0	N	0	N
DDS	COMMUNITY ENTERPRISES INC	Day Support Options	7/1/2007	6/30/2008	300,484	294,172	N	0	N	0	N
DDS	COMMUNITY ENTERPRISES INC	Day Support Options	7/1/2007	6/30/2008	2,592,246	2,557,791	N	0	N	0	N
DDS	COMMUNITY OPTIONS INC	SLA	12/1/2006	6/30/2008	403,241	54,061	N	0	N	0	Y
DDS	COMMUNITY OPTIONS INC	Community Living Arrangements	7/1/2007	6/30/2008	1,320,686	1,305,755	N	0	N	0	N
DDS	COMMUNITY RESIDENCES INC	Day & Res. Services	8/9/2006	7/31/2007	0	56,526	N	0	N	0	N
DDS	COMMUNITY RESIDENCES INC	SL SVCS (015)	7/1/2005	6/30/2008	46,596	0	N	0	N	0	N
DDS	COMMUNITY RESIDENCES INC	Day Support Options	7/1/2007	6/30/2008	710,892	655,544	N	0	N	0	N
DDS	COMMUNITY RESIDENCES INC	Day Support Options	7/1/2007	6/30/2008	3,497,871	3,280,087	N	0	N	0	N
DDS	COMMUNITY SOCIAL INTEGRATION	Day Support Options	7/1/2007	6/30/2008	2,832,698	2,664,838	N	0	N	0	N
DDS	COMMUNITY SYSTEMS INC	Day Support Options	7/1/2005	6/30/2009	16,285,271	13,281,291	N	0	N	0	N
DDS	COMMUNITY VOCATIONAL SVS INC	Day Support Options	7/1/2007	6/30/2008	551,452	544,352	N	0	N	0	N
DDS	CONNECTICUT BEHAVIORAL HEALTH	Psychological and Behavioral H	4/1/2008	6/30/2010	450,000	0	N	0	N	0	Y
DDS	CONNECTICUT INSTITUTE F/T BLIND INC	Management of Assistive Techno	7/1/2006	7/31/2009	268,650	89,286	Y	89,286	N	0	N
DDS	CONNECTICUT INSTITUTE F/T BLIND INC	Birth to Three services	7/1/2007	7/31/2009	1,224,875	211,480	Y	14,916	N	0	Y
DDS	CONNECTICUT INSTITUTE F/T BLIND INC	Day Support Options	7/1/2007	6/30/2008	11,369,151	10,564,271	N	113,816	N	0	N
DDS	CONNECTICUT INSTITUTE F/T BLIND INC	Day Support Options	7/1/2007	6/30/2008	19,545,715	18,157,806	N	0	N	0	N
DDS	CONTINUUM OF CARE INC	Day Support Options	7/1/2007	6/30/2008	2,439,750	2,287,719	N	0	N	0	N

STATE OF CONNECTICUT

Purchase of Service Contracts  
 DETAILS BY AGENCY  
 Fiscal Year 2008



<u>Agency</u>	<u>Contractor</u>	<u>Description of Service</u>	<u>Begin DT</u>	<u>Expire DT</u>	<u>Contract Amt</u>	<u>2008 Pymnt</u>	<u>Federal Y or N</u>	<u>Federal Pymnt</u>	<u>Private Y or N</u>	<u>Private Pymnt</u>	<u>Competitively Bid Y or N</u>
DDS	CONTINUUM OF CARE INC	Individual Supported Employmen	7/1/2007	6/30/2008	2,478,855	2,338,017	N	0	N	0	N
DDS	CORPORATION FOR PUBLIC MANAGEMNT	Group Supported Employment Ser	7/1/2007	6/30/2008	603,434	641,038	N	0	N	0	N
DDS	CORPORATION FOR PUBLIC MANAGEMNT	Day Support Options	7/1/2007	6/30/2008	737,711	722,341	N	0	N	0	N
DDS	COVENTRY INTERNAL MEDICINE	Primary Med. Care	7/1/2007	6/30/2008	0	4,400	N	0	N	0	N
DDS	COVENTRY INTERNAL MEDICINE	Specialized support	7/1/2004	6/30/2009	4,600	0	N	0	N	0	Y
DDS	DIRECTIONS INC	Individual Supported Employmen	7/1/2007	6/30/2008	219,275	177,565	N	0	N	0	N
DDS	DIRECTIONS INC	Supported Living	7/1/2007	6/30/2008	472,626	461,280	N	0	N	0	N
DDS	EAST HARTFORD PUBLIC SCHOOLS	Birth to Three Services	7/1/2006	7/31/2009	1,512,967	398,392	Y	31,205	N	0	N
DDS	EASTER SEAL REHAB CTR OF GRTR WTBY INC	Birth to Three Services	1/1/2008	7/31/2009	1,301,895	268,050	Y	48,756	N	0	Y
DDS	EASTER SEAL REHAB CTR OF GRTR WTBY INC	Birth to Three Services	7/1/2006	7/31/2009	3,962,697	1,276,729	Y	132,346	N	0	N
DDS	EASTER SEALS GOODWILL INDUST	Day Support Options	7/1/2007	6/30/2008	2,877,663	2,865,978	Y	238,752	N	0	N
DDS	EASTER SEALS OF CT INC	Day Support Options	7/1/2007	6/30/2008	642,063	628,781	N	0	N	0	N
DDS	EASTER SEALS OF CT INC	Day Support Options	7/1/2007	6/30/2008	1,250,922	1,234,033	N	0	N	0	N
DDS	EASTERN COMMUNITY DEV CORP	Day Support Options	7/1/2007	6/30/2008	3,796,490	3,523,298	N	0	N	0	N
DDS	EDUCATION CONNECTION	Birth to Three Services	12/1/2007	7/31/2009	650,125	87,909	N	0	N	0	Y
DDS	EDUCATION CONNECTION	Day Support Options	7/1/2005	6/30/2009	2,997,029	1,549,256	N	0	N	0	N
DDS	EDUCATION CONNECTION	Birth to Three Services	7/1/2006	7/31/2009	3,623,598	1,117,865	Y	8,004	N	0	N
DDS	EDUCATIONAL CONSULTANTS GROUP	Community Living Arrangements	7/1/2007	6/30/2008	370,619	339,846	N	0	N	0	N

STATE OF CONNECTICUT

Purchase of Service Contracts  
 DETAILS BY AGENCY  
 Fiscal Year 2008



<u>Agency</u>	<u>Contractor</u>	<u>Description of Service</u>	<u>Begin DT</u>	<u>Expire DT</u>	<u>Contract Amt</u>	<u>2008 Pymnt</u>	<u>Federal Y or N</u>	<u>Federal Pymnt</u>	<u>Private Y or N</u>	<u>Private Pymnt</u>	<u>Competitively Bid Y or N</u>
DDS	ESTUARY CNSL OF SENIOR CLUBS	Day Support Options	7/1/2007	6/30/2008	6,479	9,720	N	0	N	0	N
DDS	FAMILY OPTIONS	GSE (043)	7/1/2005	6/30/2008	41,132	0	N	0	N	0	N
DDS	FAMILY OPTIONS	Day Support Options	7/1/2007	6/30/2008	4,704,718	2,264,836	N	0	N	0	N
DDS	FUTURES INC	Individual Supported Employmen	7/1/2007	6/30/2008	349,937	167,763	N	0	N	0	N
DDS	GERIATRIC MENTAL HEALTH SPECIALIST INC	Psych. Serv. -- Htfd.	7/1/2007	6/30/2008	0	29,700	N	0	N	0	Y
DDS	GERIATRIC MENTAL HEALTH SPECIALIST INC	Psych. Ser. - Wood	7/1/2007	6/30/2008	0	13,050	N	0	N	0	Y
DDS	GERIATRIC MENTAL HEALTH SPECIALIST INC	psychiatric services	1/1/2006	12/31/2007	23,850	5,025	N	0	N	0	N
DDS	GERIATRIC MENTAL HEALTH SPECIALIST INC	DMR Payment for Psychiatric S	1/1/2008	12/31/2011	49,920	2,840	N	0	N	0	N
DDS	GIL FOUND INC	DSO SERVICES	7/1/2005	6/30/2008	0	0	N	0	N	0	N
DDS	GOODWILL IND OF SPRINGFIELD	Day Support Options	7/1/2007	6/30/2008	1,826,695	1,802,806	Y	112,960	N	0	N
DDS	GUIDE INC	Day Support Options	7/1/2007	6/30/2008	1,014,198	329,030	N	0	N	0	N
DDS	HARC INC	Birth to Three Services	7/1/2006	7/31/2009	5,828,832	1,849,131	Y	185,711	N	0	N
DDS	HARC INC	Day Support Options	7/1/2007	6/30/2008	9,594,086	9,187,593	Y	477,962	N	0	N
DDS	HART UNITED INC	Community Living Arrangements	7/1/2005	6/30/2009	3,131,415	835,699	N	0	N	0	Y
DDS	HART UNITED INC	Individual Supported Employmen	7/1/2007	6/30/2008	3,412,371	3,366,920	N	0	N	0	N
DDS	HEALTHWAYS INC	Individual Supported Employmen	7/1/2007	6/30/2008	237,807	122,484	N	0	N	0	N
DDS	HILL HEALTH CORPORATION	Birth to Three Services	7/1/2006	7/31/2009	1,387,002	489,662	Y	38,027	N	0	Y
DDS	HOCKANUM INDUSTRIES INC	Day Support Options	7/1/2007	6/30/2008	808,542	800,097	Y	46,530	N	0	N

STATE OF CONNECTICUT

Purchase of Service Contracts  
 DETAILS BY AGENCY  
 Fiscal Year 2008



<u>Agency</u>	<u>Contractor</u>	<u>Description of Service</u>	<u>Begin DT</u>	<u>Expire DT</u>	<u>Contract Amt</u>	<u>2008 Pymnt</u>	<u>Federal Y or N</u>	<u>Federal Pymnt</u>	<u>Private Y or N</u>	<u>Private Pymnt</u>	<u>Competitively Bid Y or N</u>
DDS	HOSPITAL OF SAINT RAPHAEL	Physician, Geriatrician for So	2/1/2005	6/30/2012	64,800	0	N	0	N	0	N
DDS	HOSPITAL OF SAINT RAPHAEL	Physician, Geriatrician at Sou	2/1/2005	6/30/2012	111,600	14,400	N	0	N	0	N
DDS	HUMANIDAD INC	Community Living Arrangements	7/1/2007	6/30/2008	1,612,214	1,590,100	N	0	N	0	N
DDS	ICES INC	DSO (015)	7/1/2005	6/30/2008	6,025	0	N	0	N	0	N
DDS	INSTITUTE OF PROFESSIONAL PRACTICE	SL SVCS (015)	7/1/2005	6/30/2008	0	0	N	0	N	0	N
DDS	INSTITUTE OF PROFESSIONAL PRACTICE	Day Support Options	7/1/2007	6/30/2008	235,145	226,987	N	0	N	0	N
DDS	INSTITUTE OF PROFESSIONAL PRACTICE	Day Support Options	7/1/2007	6/30/2008	5,620,288	5,246,043	N	0	N	0	N
DDS	JANE BISANTZ ASSOCIATES	Birth to Three Services	7/1/2006	7/31/2009	3,452,880	1,251,911	Y	33,110	N	0	N
DDS	KARANA M PIERRE DPM	Podiatry Services for the Resi	8/6/2005	6/30/2009	22,538	0	N	0	N	0	N
DDS	KARANA M PIERRE DPM	STS podiatry clinic	8/6/2005	6/30/2009	58,500	14,100	N	0	N	0	N
DDS	KEY HUMAN SERVICES INC	CLA SERVICES	7/1/2005	6/30/2008	0	0	N	0	N	0	N
DDS	KEY HUMAN SERVICES INC	Birth to Three Services	7/1/2006	7/31/2009	1,406,212	425,328	Y	24,549	N	0	N
DDS	KEY HUMAN SERVICES INC	Day Support Options	7/1/2007	6/30/2008	2,194,936	1,984,887	N	0	N	0	N
DDS	KEY HUMAN SERVICES INC	Day Support Options	7/1/2007	6/30/2008	3,515,005	3,255,013	N	0	N	0	N
DDS	KUHN EMP OPPORTUNITIES INC	Day Support Options	7/1/2007	6/30/2008	382,298	377,412	Y	10,548	N	0	N
DDS	KUHN EMP OPPORTUNITIES INC	Day Support Options	7/1/2007	6/30/2008	1,913,791	1,939,315	Y	158,013	N	0	N
DDS	LEARN	Birth to Three Services	7/1/2006	7/31/2009	4,021,529	1,167,305	N	0	N	0	N
DDS	LIBERTY HEALTHCARE CORP	Medical Director for Southbury	4/1/2004	6/30/2010	778,673	0	N	0	N	0	N

STATE OF CONNECTICUT

Purchase of Service Contracts  
 DETAILS BY AGENCY  
 Fiscal Year 2008



<u>Agency</u>	<u>Contractor</u>	<u>Description of Service</u>	<u>Begin DT</u>	<u>Expire DT</u>	<u>Contract Amt</u>	<u>2008 Pymnt</u>	<u>Federal Y or N</u>	<u>Federal Pymnt</u>	<u>Private Y or N</u>	<u>Private Pymnt</u>	<u>Competitively Bid Y or N</u>
DDS	LIBERTY HEALTHCARE CORP	STS MEDICAL DIRECTOR	4/1/2004	6/30/2010	842,688	217,880	N	0	N	0	N
DDS	LIFE SYSTEMS INC	PHYSICIAN SERVICES-EGC	7/1/2004	6/30/2008	277,200	68,640	N	0	N	0	N
DDS	LITCHFIELD COUNTY ASSOCIATION	DSO SERVICES	7/1/2005	6/30/2008	72,462	0	N	0	N	0	N
DDS	MARC COMMUNITY RESOURCES LTD	Group Supported Employment	7/1/2007	6/30/2008	3,644,079	3,455,066	N	0	N	0	N
DDS	MARC INC OF MANCHESTER	Day Support Options	7/1/2007	6/30/2008	5,497,246	5,424,961	N	0	N	0	N
DDS	MARCH INC OF MANCHESTER	Community Living Arrangements	7/1/2007	6/30/2008	3,176,805	0	N	0	N	0	N
DDS	MARCH INC OF MANCHESTER	Community Living Arrangements	7/1/2007	6/30/2008	3,485,396	3,441,213	N	0	N	0	N
DDS	MARRAKECH HOUSING OPTIONS INC	SL SVCS (015)	7/1/2006	6/30/2008	121,202	146,091	N	0	N	0	N
DDS	MARRAKECH HOUSING OPTIONS INC	Day Support Options	7/1/2007	6/30/2008	10,279,658	9,728,225	N	0	N	0	N
DDS	MAXIM HEALTHCARE SERVICES INC	Speech Language Pathologist at	9/17/2006	6/30/2009	143,255	0	N	0	N	0	Y
DDS	MAXIM HEALTHCARE SERVICES INC	speech language pathologist	9/17/2006	6/30/2009	297,250	81,570	N	0	N	0	Y
DDS	MAXIM HEALTHCARE SERVICES INC	Speech Therapy to Individuals	5/1/2008	6/30/2010	1,800,000	0	N	0	N	0	Y
DDS	MCLAUGHLIN & ASSOCIATES LLC	Birth to Three Services	7/1/2006	7/31/2009	5,143,325	1,934,484	N	0	N	0	N
DDS	MOSAIC	Day Support Options	7/1/2007	6/30/2008	4,887,122	4,504,584	N	0	N	0	N
DDS	MOSAIC	Day Support Options	7/1/2007	6/30/2008	6,159,686	5,707,083	N	0	N	0	N
DDS	N E CENTER FOR HEARING REHAB	Birth to Three Services	7/1/2006	7/31/2009	421,090	94,494	N	0	N	0	N
DDS	NETWORK INC	Day Support Options	7/1/2007	6/30/2008	9,795,661	9,314,968	N	0	N	0	N
DDS	NEW ENGLAND RESIDENTIAL SERV INC	Community Living Arrangements	7/1/2007	6/30/2008	773,319	763,800	N	0	N	0	N

STATE OF CONNECTICUT

Purchase of Service Contracts  
 DETAILS BY AGENCY  
 Fiscal Year 2008



<u>Agency</u>	<u>Contractor</u>	<u>Description of Service</u>	<u>Begin DT</u>	<u>Expire DT</u>	<u>Contract Amt</u>	<u>2008 Pymnt</u>	<u>Federal Y or N</u>	<u>Federal Pymnt</u>	<u>Private Y or N</u>	<u>Private Pymnt</u>	<u>Competitively Bid Y or N</u>
DDS	NEW ENGLAND RESIDENTIAL SERV INC	Community Living Arrangements	7/1/2007	6/30/2008	4,977,855	5,118,020	N	0	N	0	N
DDS	NEW FOUNDATIONS INC	Community Living Arrangements	7/1/2007	6/30/2008	3,148,065	1,533,329	N	0	N	0	N
DDS	NORTHEAST PLACEMENT SERVICES INC	Day Support Options	7/1/2007	6/30/2008	3,376,613	3,338,549	N	0	N	0	N
DDS	OAKCLIFF ADULT DAY CARE CTR INC	Day Support Options	7/1/2007	6/30/2008	59,008	59,008	N	0	N	0	N
DDS	ON SITE PSYCHIATRIC SVCS INC	Psychiatric Serv.	7/1/2007	6/30/2008	0	8,800	N	0	N	0	Y
DDS	OPPORTUNITY HOUSE INC	Day Support Options	7/1/2007	6/30/2008	1,962,181	1,844,270	N	0	N	0	N
DDS	OPTIONS UNLIMITED INC	Day Support Options	7/1/2007	6/30/2008	2,905,678	2,868,068	N	0	N	0	N
DDS	PHYSICAL THERAPY OF SOUTHERN CT PC	Birth to Three Services	7/1/2006	7/31/2009	1,982,723	643,916	Y	56,120	N	0	N
DDS	PRIMECARE INC	Community Living Arrangements	12/24/2007	6/30/2008	395,035	438,644	N	0	N	0	Y
DDS	PRIMECARE INC	DSO SERVICES	7/1/2005	6/30/2008	9,445,578	0	N	0	N	0	N
DDS	PROHEALTH PHYSICIANS MSO INC	Primary Medical Care Services	7/1/2007	6/30/2008	0	84,645	N	0	N	0	Y
DDS	PROHEALTH PHYSICIANS MSO INC	Primary Care Medical Services	7/1/2003	6/30/2009	7,695	0	N	0	N	0	Y
DDS	PROJECT INTERACT INC	Birth to Three Services	7/1/2006	7/31/2009	4,270,985	1,365,189	Y	207,717	N	0	N
DDS	REACHOUT INC	Birth to Three Services	7/1/2006	6/30/2009	4,215,586	1,608,483	Y	185,388	N	0	N
DDS	REHABILITATION ASSOCIATES OF CONNECTICUT	PT SERVICES	7/1/2002	6/30/2010	75,000	110,486	N	2,941	N	0	Y
DDS	REHABILITATION ASSOCIATES OF CONNECTICUT	Physical Therapy Services in P	7/1/2004	6/30/2010	347,398	0	N	0	N	0	Y
DDS	REHABILITATION ASSOCIATES OF CONNECTICUT	Specialized Services	7/1/2002	6/30/2010	575,815	0	N	0	N	0	N
DDS	REHABILITATION ASSOCIATES OF CONNECTICUT	Physical Therapy Services in P	7/1/2004	6/30/2010	791,366	136,230	N	0	N	0	Y



STATE OF CONNECTICUT

Purchase of Service Contracts  
 DETAILS BY AGENCY  
 Fiscal Year 2008



<u>Agency</u>	<u>Contractor</u>	<u>Description of Service</u>	<u>Begin DT</u>	<u>Expire DT</u>	<u>Contract Amt</u>	<u>2008 Pymnt</u>	<u>Federal Y or N</u>	<u>Federal Pymnt</u>	<u>Private Y or N</u>	<u>Private Pymnt</u>	<u>Competitively Bid Y or N</u>
DDS	REHABILITATION ASSOCIATES OF CONNECTICUT	Birth to Three Services	7/1/2006	7/31/2009	9,761,151	3,703,665	Y	502,348	N	0	N
DDS	RELIANCE HOUSE INC	Individual Supported Employmen	7/1/2007	6/30/2008	442,490	436,359	N	0	N	0	N
DDS	RELIANCE HOUSE INC	Day Support Options	7/1/2007	6/30/2008	811,325	765,396	N	0	N	0	N
DDS	REM COMMUNITY SERVICES OF CT INC	Birth to Three services	3/15/2008	7/31/2009	202,336	19,468	Y	0	N	0	Y
DDS	REM COMMUNITY SERVICES OF CT INC	Birth to Three services	7/1/2007	7/31/2009	1,329,913	268,901	N	25,946	N	0	Y
DDS	REM COMMUNITY SERVICES OF CT INC	Individual Supported Employmen	7/1/2007	6/30/2008	2,152,521	1,917,958	N	0	N	0	N
DDS	REM COMMUNITY SERVICES OF CT INC	Day Support Options	7/1/2007	6/30/2008	4,174,343	3,984,236	N	0	N	0	N
DDS	RESOURCES FOR HUMAN DEVELOPMENT	Supported Living	6/7/2007	6/30/2008	44,889	32,175	N	0	N	0	N
DDS	RESOURCES FOR HUMAN DEVELOPMENT	Supported Living	7/1/2007	6/30/2008	512,129	505,456	N	0	N	0	N
DDS	RESOURCES FOR HUMAN DEVELOPMENT	GSE SERVICES	7/1/2005	6/30/2008	515,942	0	N	0	N	0	N
DDS	RESOURCES FOR HUMAN DEVELOPMENT	GSE SVCS (617)	7/1/2006	6/30/2008	611,318	332,848	N	0	N	0	N
DDS	RESOURCES FOR HUMAN DEVELOPMENT	Day Support Options	7/1/2007	6/30/2008	2,530,291	2,322,946	N	0	N	0	N
DDS	RMS DEVELOPMENT INC	Day Support Options	7/1/2007	6/30/2008	3,025,674	2,948,361	N	0	N	0	N
DDS	RMS DEVELOPMENT INC	Day Support Options	7/1/2007	6/30/2008	7,463,568	6,898,523	N	0	N	0	N
DDS	SARAH INC	Day Services	8/9/2006	7/31/2007	0	0	Y	0	N	0	N
DDS	SARAH INC	Birth to Three Services	7/1/2006	7/31/2009	3,392,488	1,050,755	Y	102,668	N	0	N
DDS	SARAH INC	Day Services	8/8/2006	7/31/2007	4,165,214	88,978	N	0	N	0	N
DDS	SARAH INC	Day Support Options	7/1/2007	6/30/2008	4,201,029	4,180,483	Y	341,347	N	0	N

STATE OF CONNECTICUT

Purchase of Service Contracts  
 DETAILS BY AGENCY  
 Fiscal Year 2008



<u>Agency</u>	<u>Contractor</u>	<u>Description of Service</u>	<u>Begin DT</u>	<u>Expire DT</u>	<u>Contract Amt</u>	<u>2008 Pymnt</u>	<u>Federal Y or N</u>	<u>Federal Pymnt</u>	<u>Private Y or N</u>	<u>Private Pymnt</u>	<u>Competitively Bid Y or N</u>
DDS	SARAH SENECA RESIDENTIAL SERV	Day Support Options	7/1/2007	6/30/2008	4,123,905	3,796,488	N	0	N	0	N
DDS	SARAH TUXIS RESIDENTIAL SERV	Day Support Options	7/1/2007	6/30/2008	3,834,187	3,601,583	N	0	N	0	N
DDS	SEABIRD ENTERPRISES INC	Day Support Options	7/1/2007	6/30/2008	2,878,338	2,842,454	Y	225,345	N	0	N
DDS	SEACORP INC	Community Living Arrangements	7/1/2007	6/30/2008	2,501,558	2,467,363	N	0	N	0	N
DDS	SHARP TRAINING INC	Day Support Options	7/1/2007	6/30/2008	883,977	872,481	N	0	N	0	N
DDS	SPEECH & LANGUAGE CONSULTANTS LLC	Speech/Language Clinical Servi	10/21/2007	6/30/2008	150,000	32,370	N	0	N	0	N
DDS	ST LUKE'S FAMILY PRACTICE	Primary Med. Care	7/1/2007	6/30/2008	0	28,042	N	0	N	0	Y
DDS	ST VINCENT'S SPECIAL NEEDS CTR	Day Services	8/10/2006	7/31/2007	0	75,234	N	0	N	0	N
DDS	ST VINCENT'S SPECIAL NEEDS CTR	Group Supported Employment	7/1/2007	6/30/2008	936,948	886,498	N	0	N	0	N
DDS	ST VINCENT'S SPECIAL NEEDS CTR	Birth to Three Services	7/1/2006	7/31/2009	1,235,015	416,389	N	0	N	0	N
DDS	STAR INC	Birth to Three Services	7/1/2006	7/31/2009	1,317,967	375,415	Y	2,088	N	0	N
DDS	SUNRISE NORTHEAST INC	Day Support Options	7/1/2007	6/30/2008	3,463,333	3,195,703	N	0	N	0	N
DDS	SUNRISE NORTHEAST INC	Day Support Options	7/1/2007	6/30/2008	8,303,733	7,711,871	N	0	N	0	N
DDS	SUNSET HILL INC	Day Support Options	7/1/2007	6/30/2008	494,716	487,918	N	0	N	0	N
DDS	TERRACE HALL-GUARDIAN ANGEL INC	CLA SERVICES	7/1/2005	6/30/2008	0	0	N	0	N	0	N
DDS	THE ARC OF QUINEBAUG VALLEY INC	Day Support Options	7/1/2007	6/30/2008	1,848,345	1,823,937	N	0	N	0	N
DDS	THE ARC OF SOUTHINGTON INC	Day & Res. Services	8/10/2006	7/31/2007	0	68,674	N	0	N	0	N
DDS	THE ARC OF SOUTHINGTON INC	Community Living Arrangements	7/1/2007	6/30/2008	845,023	833,193	N	0	N	0	N

STATE OF CONNECTICUT

Purchase of Service Contracts  
 DETAILS BY AGENCY  
 Fiscal Year 2008



<u>Agency</u>	<u>Contractor</u>	<u>Description of Service</u>	<u>Begin DT</u>	<u>Expire DT</u>	<u>Contract Amt</u>	<u>2008 Pymnt</u>	<u>Federal Y or N</u>	<u>Federal Pymnt</u>	<u>Private Y or N</u>	<u>Private Pymnt</u>	<u>Competitively Bid Y or N</u>
DDS	THE ARC OF SOUTHTINGTON INC	Day Support Options	7/1/2007	6/30/2008	1,637,305	1,616,710	N	0	N	0	N
DDS	THE ARC OF THE FARMINGTON VALLEY INC	Day Support Options	7/1/2007	6/30/2008	4,913,185	4,851,141	N	0	N	0	N
DDS	THE CARING COMM OF CONN INC	Day Support Options	7/1/2007	6/30/2008	9,036,711	8,451,183	N	0	N	0	N
DDS	THE COLUMBUS ORGANIZATION	Psychiatric Services for the R	11/1/2007	6/30/2011	816,969	0	N	0	N	0	N
DDS	THE COLUMBUS ORGANIZATION	Speech Therapy Services for th	8/21/2004	6/30/2009	827,626	0	N	0	N	0	Y
DDS	THE COLUMBUS ORGANIZATION	Doctoral Level Behavior Analys	9/1/2002	8/31/2008	906,125	0	N	0	N	0	N
DDS	THE COLUMBUS ORGANIZATION	Psychiatric Services at Southb	11/1/2007	6/30/2011	971,750	154,781	N	0	N	0	N
DDS	THE COLUMBUS ORGANIZATION	Speech therapy at STS	8/21/2004	6/30/2009	1,296,506	101,573	N	0	N	0	Y
DDS	THE COLUMBUS ORGANIZATION	Doctoral Level Behavior Analys	7/1/2003	8/31/2008	2,865,455	272,217	N	0	N	0	N
DDS	THE CONNECTION INC	Psychosexual Therapy	7/1/2004	6/30/2008	79,860	17,650	N	0	N	0	Y
DDS	THE FUTURES HEALTHCORE LLC	Physical Therapy at Southbury	8/21/2004	6/30/2009	164,597	0	N	0	N	0	Y
DDS	THE FUTURES HEALTHCORE LLC	OT & PT SERVICES	7/1/2007	6/30/2011	239,320	0	N	0	N	0	Y
DDS	THE FUTURES HEALTHCORE LLC	OT & PT SERVICES	7/1/2007	6/30/2011	265,200	25,880	N	0	N	0	Y
DDS	THE FUTURES HEALTHCORE LLC	Physical Therapy at Torrington	8/26/2007	6/25/2010	361,395	0	N	0	N	0	N
DDS	THE FUTURES HEALTHCORE LLC	Physical Therapy at STS	8/21/2004	6/30/2009	478,558	96,411	N	0	N	0	Y
DDS	THE FUTURES HEALTHCORE LLC	Physical Therapy at Torrington	8/26/2007	6/25/2010	667,990	0	N	0	N	0	N
DDS	THE JEWISH ASSOC FOR	Day Support Options	7/1/2007	6/30/2008	1,095,771	1,081,934	N	0	N	0	N
DDS	THE KENNEDY CENTER INC	Day Support Options	7/1/2007	6/30/2008	1,627,982	1,555,023	N	0	N	0	N

STATE OF CONNECTICUT

Purchase of Service Contracts  
 DETAILS BY AGENCY  
 Fiscal Year 2008



<u>Agency</u>	<u>Contractor</u>	<u>Description of Service</u>	<u>Begin DT</u>	<u>Expire DT</u>	<u>Contract Amt</u>	<u>2008 Pymnt</u>	<u>Federal Y or N</u>	<u>Federal Pymnt</u>	<u>Private Y or N</u>	<u>Private Pymnt</u>	<u>Competitively Bid Y or N</u>
DDS	THE KENNEDY CENTER INC	Birth to Three Services	7/1/2006	7/31/2009	1,939,000	381,862	Y	36,114	N	0	N
DDS	THE KENNEDY CENTER INC	DSO (015)	7/1/2006	6/30/2008	38,749,965	761,473	Y	0	N	0	N
DDS	THE LIGHTHOUSE VOC ED CENTER	Day Support Options	7/1/2007	6/30/2008	262,558	259,285	N	0	N	0	N
DDS	THE MAY INSTITUTE	Day Support Options	7/1/2007	6/30/2008	2,341,796	2,164,592	N	0	N	0	N
DDS	THE MAY INSTITUTE	Day Support Options	7/1/2007	6/30/2008	6,238,778	5,775,799	N	0	N	0	N
DDS	THERACARE	Birth to Three services	2/1/2007	7/31/2009	1,497,934	768,817	N	0	N	0	Y
DDS	THERACARE	Birth to Three Services	12/15/2007	7/31/2009	1,629,429	145,433	N	0	N	0	Y
DDS	THERAPY SOLUTIONS CENTER INC	Birth to Three Services	7/1/2006	7/31/2009	1,646,134	192,467	N	0	N	0	N
DDS	THERAPY UNLIMITED LLC	Birth to Three Services	10/1/2006	7/31/2009	4,523,482	1,526,493	Y	153,973	N	0	N
DDS	THOMPSON & LINDEN ET AL	PRIMARY HEATHCARE SERVICES	7/2/2006	6/30/2008	30,000	7,500	N	0	N	0	N
DDS	TOWN OF CHESHIRE	Birth to Three Services	7/1/2006	7/31/2009	889,101	292,021	Y	19,276	N	0	N
DDS	TRI-COUNTY ARC INC	Day Support Options	7/1/2007	6/30/2008	3,160,981	3,122,793	N	0	N	0	N
DDS	TVCCA INC	Day Services	8/15/2006	7/31/2007	0	15,727	N	0	N	0	N
DDS	UCPA OF SOUTH CT INC	DMR Payments 01/20/2008 thru 0	1/20/2008	6/30/2009	300,000	0	N	0	N	0	Y
DDS	UCPA OF SOUTH CT INC	Day Services	8/3/2006	7/31/2007	512,214	13,945	N	0	N	0	N
DDS	UCPA OF SOUTH CT INC	Day Support Options	7/1/2007	6/30/2008	606,598	598,986	N	0	N	0	N
DDS	UNITED CEREBRAL PALSY OF EASTERN	Day Support Options	7/1/2007	6/30/2008	2,118,632	2,017,329	N	0	N	0	N
DDS	UNITED CEREBRAL PALSY OF GRTR HTFD	Supported Living	7/1/2007	6/30/2008	583,526	561,613	N	0	N	0	N

STATE OF CONNECTICUT

Purchase of Service Contracts  
 DETAILS BY AGENCY  
 Fiscal Year 2008



<u>Agency</u>	<u>Contractor</u>	<u>Description of Service</u>	<u>Begin DT</u>	<u>Expire DT</u>	<u>Contract Amt</u>	<u>2008 Pymnt</u>	<u>Federal Y or N</u>	<u>Federal Pymnt</u>	<u>Private Y or N</u>	<u>Private Pymnt</u>	<u>Competitively Bid Y or N</u>
DDS	UNITED SERVICES INC	Psychiatric Serv.	7/1/2007	6/30/2008	0	24,780	N	0	N	0	Y
DDS	UNITED WAY OF CONN INC	referral unit	7/1/2007	7/31/2010	898,747	287,475	Y	287,475	N	0	N
DDS	VANTAGE GROUP INC	Community Living Arrangements	7/1/2007	6/30/2008	2,466,446	2,336,390	N	0	N	0	N
DDS	VARCA INC	Sheltered Employment	7/1/2005	6/30/2009	405,681	95,952	N	0	N	0	N
DDS	VARCA INC	Sheltered Employment	7/1/2007	6/30/2008	982,266	969,126	N	0	N	0	N
DDS	VINFEN OF CONNECTICUT INC	Individual Supported Employmen	7/1/2007	6/30/2008	6,259,070	5,925,835	N	0	N	0	N
DDS	WATERBURY ASSOC FOR RETARDED CITZENS INC	Day Support Options	7/1/2007	6/30/2008	4,482,319	2,277,843	N	0	N	0	N
DDS	WEST HAVEN COMMUNITY HOUSE INC	Day Support Options	7/1/2007	6/30/2008	2,281,912	2,209,325	N	0	N	0	N
DDS	WHEELER CLINIC INC	Psychiatric Serv.	7/1/2007	6/30/2008	0	20,300	N	0	N	0	Y
DDS	WHEELER CLINIC INC	In-home Training	7/1/2007	6/30/2008	0	87,369	N	0	N	0	Y
DDS	WHEELER CLINIC INC	Birth to Three Services	10/15/2006	7/31/2009	2,065,308	426,798	N	0	N	0	Y
DDS	WHOLE LIFE INC	Day & Res. Services	8/18/2006	7/31/2007	3,193,338	292,185	N	0	N	0	N
DDS	WHOLE LIFE INC	Day Support Options	7/1/2007	6/30/2008	4,000,444	3,945,573	N	0	N	0	N
DDS	WHOLE LIFE INC	Day Support Options	7/1/2007	6/30/2008	4,734,998	4,674,888	N	0	N	0	N
DDS	WINCHESTER TOWN TREASURER	Day Support Options	7/1/2005	6/30/2009	723,641	180,631	N	0	N	0	N
DDS	WINDSOR INDEPENDENT LIVING	Day Support Options	7/1/2007	6/30/2008	3,018,149	2,991,036	N	0	N	0	N
DDS	WINSTED GROUP HOME	CLA SERVICES	7/1/2005	6/30/2008	748,190	0	N	0	N	0	N
DDS	WINSTED GROUP HOME	Community Living Arrangements	7/1/2005	6/30/2009	1,536,297	376,128	N	0	N	0	N

STATE OF CONNECTICUT

Purchase of Service Contracts  
 DETAILS BY AGENCY  
 Fiscal Year 2008



<u>Agency</u>	<u>Contractor</u>	<u>Description of Service</u>	<u>Begin DT</u>	<u>Expire DT</u>	<u>Contract Amt</u>	<u>2008 Pymnt</u>	<u>Federal Y or N</u>	<u>Federal Pymnt</u>	<u>Private Y or N</u>	<u>Private Pymnt</u>	<u>Competitively Bid Y or N</u>
<b>DDS - Department of Development Serv Total: 248</b>					<b>544,119,642</b>	<b>364,428,802</b>		<b>4,553,513</b>		<b>0</b>	
DOC	BIRMINGHAM GROUP INC	Non Res ReEntry Services	7/1/2006	6/30/2009	70,516	11,887	N	0	N	0	N
DOC	CATHOLIC CHARITIES INC	Non Residential Waterbury CRC	2/1/2008	6/30/2009	435,313	65,552	N	0	N	0	Y
DOC	CHRYSLIS CENTER INC	RESIDENTIAL SERVICES	7/1/2006	6/30/2009	864,979	220,137	Y	0	N	0	N
DOC	COMMUNITY PARTNERS IN ACTION INC	WORK RELEASE RESIDENTIAL SERVI	7/1/2006	6/30/2009	3,575,853	1,267,240	N	0	N	0	N
DOC	COMMUNITY RENEWAL TEAM INC	HARTFORD REENTRY	3/1/2007	6/30/2009	715,186	306,181	N	0	N	0	Y
DOC	COMMUNITY RENEWAL TEAM INC	PROJECT TRANSITION RESIDENTIAL	7/1/2006	6/30/2009	3,200,536	1,079,033	N	0	N	0	N
DOC	CONN RENAISSANCE INC	RESIDENTIAL SERVICES	7/1/2006	6/30/2009	6,954,897	2,227,197	N	0	N	0	N
DOC	CSI CONNECTICUT INC	Danbury CRC	2/1/2008	6/30/2009	139,647	35,738	N	0	N	0	Y
DOC	CSI CONNECTICUT INC	Pardons Applications	1/1/2008	6/30/2009	152,087	57,087	N	0	N	0	Y
DOC	CSI CONNECTICUT INC	DRAPELICK CENTER	3/1/2007	6/30/2009	2,124,326	444,901	N	0	N	0	Y
DOC	CSI CONNECTICUT INC	WORK RELEASE RESIDENTIAL SERVI	7/1/2006	6/30/2009	14,045,299	4,954,777	N	0	N	0	N
DOC	FAMILY RE ENTRY INC	Enterprise House	4/1/2008	6/30/2009	270,768	32,400	N	0	N	0	Y
DOC	NEON	MEN'S WR RESIDENTIAL SERVICES	7/1/2006	6/30/2009	6,733,905	2,270,278	N	0	N	0	N
DOC	OIC OF NEW LONDON INC	DOMESTIC VIOLENCE NONRESIDENTI	7/1/2006	6/30/2009	483,028	163,320	N	0	N	0	N
DOC	PERCEPTION PROGRAMS INC	PROJECT 360	4/1/2007	6/30/2009	454,309	199,799	N	0	N	0	Y
DOC	PERCEPTION PROGRAMS INC	NEXT STEP RESIDENTIAL SERVICES	7/1/2006	6/30/2009	5,696,734	1,920,605	N	0	N	0	N

STATE OF CONNECTICUT

Purchase of Service Contracts  
 DETAILS BY AGENCY  
 Fiscal Year 2008



<u>Agency</u>	<u>Contractor</u>	<u>Description of Service</u>	<u>Begin DT</u>	<u>Expire DT</u>	<u>Contract Amt</u>	<u>2008 Pymnt</u>	<u>Federal Y or N</u>	<u>Federal Pymnt</u>	<u>Private Y or N</u>	<u>Private Pymnt</u>	<u>Competitively Bid Y or N</u>
DOC	SYDNEY T SCHULMAN	Parole Board Representation	7/1/2007	6/30/2008	5,000	1,000	N	0	N	0	Y
DOC	THE CONNECTION INC	Non Residential Norwich CRC	3/1/2008	6/30/2009	544,404	130,782	N	0	N	0	Y
DOC	THE CONNECTION INC	CONNECTION HOUSE RESIDENTIAL S	7/1/2006	6/30/2009	18,727,522	6,503,576	Y	0	N	0	N
DOC	WHEELER CLINIC INC	DOMESTIC VIOLENCE SERVICES	7/1/2006	6/30/2009	379,652	141,828	N	0	N	0	N
<b>DOC - Dept. of Correction Total: 20</b>					<b>65,573,961</b>	<b>22,033,318</b>		<b>0</b>		<b>0</b>	
DOL	CONNECTICUT COUNCIL OF FAMILY SVC AGENCY	Provide motivational workshops	12/1/2007	6/30/2009	200,000	100,000	N	0	N	0	N
DOL	CTE INC	Provide training, technical as	10/1/2007	9/30/2008	90,000	26,851	N	0	N	0	Y
DOL	CTE INC	Provide training, technical as	10/1/2006	9/30/2007	90,000	47,241	N	0	N	0	N
<b>DOL - Dept. of Labor Total: 3</b>					<b>380,000</b>	<b>174,092</b>		<b>0</b>		<b>0</b>	
DPH	AIDS INTERFAITH NETWORK INC	AIDS Health Care and Support S	7/1/2007	6/30/2008	75,369	75,369	Y	75,369	N	0	Y
DPH	AIDS INTERFAITH NETWORK INC	AIDS PES	7/1/2005	6/30/2008	452,464	0	Y	0	N	0	Y
DPH	AIDS PROJECT GREATER DANBURY INC	AIDS Health Care and Support S	7/1/2007	6/30/2008	126,481	126,481	Y	126,481	N	0	Y
DPH	AIDS PROJECT GREATER DANBURY INC	AIDS PES	7/1/2005	6/30/2008	190,873	0	Y	0	N	0	Y
DPH	AIDS PROJECT HARTFORD	AIDS Health Care and Support S	7/1/2007	6/30/2008	457,790	457,790	Y	417,123	N	19,968	Y
DPH	AIDS PROJECT HARTFORD	HIV Prevention	7/1/2005	6/30/2008	494,846	0	N	0	N	0	Y
DPH	AIDS PROJECT NEW HAVEN	AIDS PREVENTION	7/1/2005	6/30/2008	245,455	0	Y	0	N	0	Y
DPH	AIDS PROJECT NEW HAVEN	AIDS Health Care and Support S	7/1/2007	6/30/2008	250,516	250,516	Y	244,134	N	0	Y

STATE OF CONNECTICUT

Purchase of Service Contracts  
 DETAILS BY AGENCY  
 Fiscal Year 2008



<u>Agency</u>	<u>Contractor</u>	<u>Description of Service</u>	<u>Begin DT</u>	<u>Expire DT</u>	<u>Contract Amt</u>	<u>2008 Pymnt</u>	<u>Federal Y or N</u>	<u>Federal Pymnt</u>	<u>Private Y or N</u>	<u>Private Pymnt</u>	<u>Competitively Bid Y or N</u>
DPH	BIRMINGHAM GROUP INC	AIDS Health Care and Support S	8/1/2007	6/30/2008	50,238	50,238	N	0	N	0	Y
DPH	BRIDGEPORT HOSPITAL	HIV Prenatal Counseling & Test	1/1/2007	6/30/2008	97,990	55,201	Y	31,376	N	0	Y
DPH	BRISTOL HOSPITAL INC	WIC Bristol Hopsital	10/1/2005	9/30/2007	1,000,000	0	Y	0	N	0	Y
DPH	CAPITOL REGION EDUCATION COUNCIL	School Based Health Center tha	7/1/2007	6/30/2010	231,780	77,260	N	0	N	0	N
DPH	CENTRAL AREA HEALTH EDUCATION CENTER	AIDS Health Care and Support S	7/1/2007	6/30/2008	186,409	186,409	Y	185,664	N	0	Y
DPH	CENTRAL CONN HEALTH DISTRICT	CVD-YVSP	7/1/2007	6/30/2008	14,277	12,792	Y	11,001	N	0	N
DPH	CHARLOTTE HUNGERFORD HOSP	CBCCEDP SCREENING & DIAGNOSTIC	7/1/2006	6/30/2009	465,805	128,676	Y	30,853	N	0	N
DPH	CHARTER OAK HEALTH CENTER INC	AIDS PREVENTION	7/1/2005	6/30/2008	2,195	0	N	0	N	0	Y
DPH	CHARTER OAK HEALTH CENTER INC	Community Health Center Medica	7/1/2006	6/30/2009	1,231,176	0	N	0	N	0	N
DPH	CHATHAM HEALTH DISTRICT	Physical Activity	7/1/2007	6/30/2008	6,911	3,456	Y	2,589	N	0	N
DPH	CHESPROCOTT HEALTH DIST	Cholesterol	7/1/2007	6/30/2008	8,022	8,022	Y	7,015	N	0	N
DPH	CHILD GUIDANCE CENTER OF GREATER	AIDS/HCSS	7/1/2006	6/30/2008	118,749	58,749	N	0	N	0	N
DPH	CITY OF BRIDGEPORT	YVSP	7/1/2007	6/30/2008	31,624	31,624	Y	27,668	N	0	N
DPH	CITY OF BRIDGEPORT	Dental Sealant	9/1/2005	8/31/2007	58,500	0	Y	0	N	0	N
DPH	CITY OF BRIDGEPORT	Childhood Lead Poisoning Preve	7/1/2006	6/30/2008	198,746	123,746	Y	123,746	N	0	N
DPH	CITY OF BRIDGEPORT	Sexually Transmitted Disease C	7/1/2006	6/30/2009	210,180	0	N	0	N	0	N
DPH	CITY OF BRIDGEPORT	AIDS Prevention	7/1/2005	6/30/2008	791,714	0	Y	0	N	0	Y
DPH	CITY OF BRIDGEPORT	Medical, Bahavioral and Dental	7/1/2007	2/28/2009	1,473,066	1,198,373	Y	4,197	N	0	N



STATE OF CONNECTICUT

Purchase of Service Contracts  
 DETAILS BY AGENCY  
 Fiscal Year 2008



<u>Agency</u>	<u>Contractor</u>	<u>Description of Service</u>	<u>Begin DT</u>	<u>Expire DT</u>	<u>Contract Amt</u>	<u>2008 Pymnt</u>	<u>Federal Y or N</u>	<u>Federal Pymnt</u>	<u>Private Y or N</u>	<u>Private Pymnt</u>	<u>Competitively Bid Y or N</u>
DPH	CITY OF BRIDGEPORT	City of Bridgeport WIC	10/1/2005	9/30/2007	1,560,000	0	Y	0	N	0	Y
DPH	CITY OF DANBURY	YVSP	7/1/2007	6/30/2008	13,755	13,755	Y	12,032	N	0	N
DPH	CITY OF DANBURY	HS WIC Program	10/1/2005	9/30/2007	493,500	0	Y	0	N	0	N
DPH	CITY OF DANBURY	sbhc provide health services t	7/1/2007	6/30/2010	1,363,382	394,145	N	0	N	0	N
DPH	CITY OF HARTFORD	Comprehensive Cancer Planning	7/1/2007	6/30/2008	36,000	18,000	Y	13,503	N	0	N
DPH	CITY OF HARTFORD	Dental	9/1/2005	8/31/2007	58,500	0	Y	0	N	0	N
DPH	CITY OF HARTFORD	Childhood Lead Poisoning Preve	9/19/2007	6/30/2008	67,500	67,500	N	0	N	0	N
DPH	CITY OF HARTFORD	Heart Disease and Stroke Preve	3/1/2008	6/30/2009	98,870	49,211	N	0	Y	49,211	Y
DPH	CITY OF HARTFORD	Childhood Lead-Year 1	7/1/2006	6/30/2008	178,749	89,881	Y	38,746	N	0	N
DPH	CITY OF HARTFORD	AIDS PREV & Ed	7/1/2005	6/30/2008	310,508	0	N	0	N	0	Y
DPH	CITY OF HARTFORD	Immunization Action Plan	1/1/2007	12/31/2008	470,840	117,710	Y	80,968	N	0	N
DPH	CITY OF HARTFORD	std/tb control and prevention	7/1/2006	6/30/2009	515,634	166,109	Y	69,483	N	0	N
DPH	CITY OF HARTFORD	HS WIC Program	10/1/2005	9/30/2007	1,835,000	0	Y	0	N	0	N
DPH	CITY OF HARTFORD	provide health services to are	7/1/2007	6/30/2010	2,464,702	698,338	Y	125,000	N	0	N
DPH	CITY OF MILFORD	Local Preventive Health Svcs.	7/1/2007	6/30/2008	8,110	8,110	Y	7,093	N	0	Y
DPH	CITY OF NEW HAVEN	Childhood Lead-Yr 1	7/1/2006	6/30/2008	100,003	51,135	N	0	N	0	N
DPH	CITY OF NEW HAVEN	AIDS Prevention Education Serv	7/1/2005	6/30/2008	282,547	0	Y	0	N	0	Y
DPH	CITY OF NEW HAVEN	STD/TB program services	7/1/2006	6/30/2009	300,670	99,937	Y	1,480	N	0	N

STATE OF CONNECTICUT

Purchase of Service Contracts  
 DETAILS BY AGENCY  
 Fiscal Year 2008



<u>Agency</u>	<u>Contractor</u>	<u>Description of Service</u>	<u>Begin DT</u>	<u>Expire DT</u>	<u>Contract Amt</u>	<u>2008 Pymnt</u>	<u>Federal Y or N</u>	<u>Federal Pymnt</u>	<u>Private Y or N</u>	<u>Private Pymnt</u>	<u>Competitively Bid Y or N</u>
DPH	CITY OF NEW HAVEN	Immunization Action Plan	1/1/2007	12/31/2008	399,408	99,852	Y	74,032	N	0	N
DPH	CITY OF NEW HAVEN	sbhc provide svcs	7/1/2006	6/30/2008	2,921,682	1,483,254	Y	137,500	N	0	N
DPH	CITY OF NORWICH	Right from the Start	7/1/2005	6/30/2008	124,311	0	Y	0	N	0	N
DPH	CITY OF STAMFORD	LHD-BRFSS	7/1/2007	6/30/2008	20,913	20,913	Y	18,292	N	0	N
DPH	CITY OF STAMFORD	Immunization Action Plan Year	1/1/2007	12/31/2008	266,175	88,725	Y	58,686	N	0	N
DPH	CITY OF STAMFORD	AIDS Prevention Education Serv	7/1/2005	6/30/2008	278,536	69,263	Y	31,900	N	0	Y
DPH	CITY OF STAMFORD	STD/TB CONTROL	7/1/2006	6/30/2009	286,800	97,493	N	0	N	0	N
DPH	CITY OF STAMFORD	HS WIC Program	10/1/2005	9/30/2007	741,000	0	Y	0	N	0	N
DPH	CLIFFORD BEERS CLINIC INC	AIDS/HCSS	7/1/2006	6/30/2008	88,321	88,321	N	0	N	0	N
DPH	COMMUNITY HEALTH & WELLNESS CENTER	Community Health Center Medica	7/1/2006	6/30/2009	504,590	226,045	N	0	N	0	N
DPH	COMMUNITY HEALTH CENTER INC	AIDS Health Care and Support S	8/1/2007	6/30/2008	106,510	106,510	N	0	N	0	Y
DPH	COMMUNITY HEALTH CENTER INC	CBCCEDP SCREENING & DIAGNOSTIC	7/1/2006	6/30/2009	560,310	208,147	Y	51,502	N	0	N
DPH	COMMUNITY HEALTH CENTER INC	SBHC PROGRAM	7/1/2006	6/30/2008	956,696	614,248	N	0	N	0	N
DPH	COMMUNITY HEALTH CENTER INC	Community Health Center Medica	7/1/2006	6/30/2009	5,958,489	1,258,165	N	0	N	0	N
DPH	COMMUNITY HEALTH RESOURCES	Adult Suicide Prevention	10/1/2006	9/30/2007	40,000	26,667	Y	26,667	N	0	Y
DPH	COMMUNITY HEALTH RESOURCES	Right from the Start	10/1/2007	9/30/2008	40,000	26,667	Y	26,667	N	0	N
DPH	COMMUNITY HEALTH SERVICES INC	Community Health Center Medica	7/1/2007	6/30/2010	784,888	313,296	N	0	N	0	N
DPH	COMMUNITY PARTNERS IN ACTION INC	HIV Prevention	7/1/2005	6/30/2008	654,135	0	Y	0	N	0	Y

STATE OF CONNECTICUT

Purchase of Service Contracts  
 DETAILS BY AGENCY  
 Fiscal Year 2008



<u>Agency</u>	<u>Contractor</u>	<u>Description of Service</u>	<u>Begin DT</u>	<u>Expire DT</u>	<u>Contract Amt</u>	<u>2008 Pymnt</u>	<u>Federal Y or N</u>	<u>Federal Pymnt</u>	<u>Private Y or N</u>	<u>Private Pymnt</u>	<u>Competitively Bid Y or N</u>
DPH	COMMUNITY RENEWAL TEAM INC	AIDS PES	7/1/2006	6/30/2008	333,063	166,473	Y	88,496	N	0	Y
DPH	CONNECTICUT AIDS RESOURCE COALITION	AIDS Health Care and Support S	7/1/2007	6/30/2008	118,021	118,021	N	0	N	0	Y
DPH	CONNECTICUT CHILDREN'S MEDICAL CENTER	State Newborn Sickle Cell Scre	7/1/2007	6/30/2009	197,268	98,634	N	0	N	0	N
DPH	CONNECTICUT COUNCIL ON OCCUP SAFETY	AIDS PES	7/1/2005	6/30/2008	238,308	0	N	0	N	0	Y
DPH	CONNECTICUT LIFESPAN RESPITE COALITION	Respite and Extended Services	7/1/2007	6/30/2010	2,100,000	700,000	N	0	N	0	Y
DPH	CONNECTICUT RIVER AREA HEALTH DISTRICT	Excess Dietary Fats/Nutrition	7/1/2007	6/30/2008	4,512	4,512	Y	3,946	N	0	N
DPH	CONNECTICUT SEXUAL ASSAULT CRISIS SER	Rape Crisis	7/1/2006	6/30/2009	3,184,520	1,025,561	Y	424,212	Y	161,664	N
DPH	CONSOLIDATED SCHOOL DIST NEW BRITAIN	Childhood Lead Poisoning Educa	9/19/2007	6/30/2008	25,000	25,000	N	0	N	0	N
DPH	CREATIVE WRITING CO	Early Childhood Partners	11/15/2007	2/29/2008	4,500	0	Y	0	N	0	N
DPH	DANBURY HOSPITAL	STD PROGRAM	7/1/2006	6/30/2009	45,048	15,133	N	0	N	0	N
DPH	DANBURY HOSPITAL	CBCCEDP	7/1/2006	6/30/2009	918,794	275,017	Y	77,683	N	0	N
DPH	DANBURY VISITING NURSE ASSOC INC	IAP	1/1/2007	12/31/2008	165,700	82,850	Y	56,768	N	0	N
DPH	DAY KIMBALL HOSPITAL	IAP	1/1/2007	12/31/2008	96,870	48,435	Y	24,923	N	0	N
DPH	DAY KIMBALL HOSPITAL	cbccedp screening	7/1/2006	6/30/2009	352,533	145,063	Y	41,690	N	0	N
DPH	DAY KIMBALL HOSPITAL	HS WIC Program	10/1/2005	9/30/2007	386,000	0	Y	0	N	0	N
DPH	EAST HARTFORD COMMUNITY HLTH CARE	Community Health Center Medica	7/1/2007	6/30/2010	1,593,878	533,936	N	0	N	0	N
DPH	EASTERN CT HEALTH NETWORK INC	WIC Program	10/1/2005	9/30/2007	443,000	0	Y	0	N	0	N
DPH	EASTERN CT HEALTH NETWORK INC	cbccedp screening	7/1/2006	6/30/2009	660,305	205,991	Y	102,337	N	0	N

STATE OF CONNECTICUT

Purchase of Service Contracts  
 DETAILS BY AGENCY  
 Fiscal Year 2008



<u>Agency</u>	<u>Contractor</u>	<u>Description of Service</u>	<u>Begin DT</u>	<u>Expire DT</u>	<u>Contract Amt</u>	<u>2008 Pymnt</u>	<u>Federal Y or N</u>	<u>Federal Pymnt</u>	<u>Private Y or N</u>	<u>Private Pymnt</u>	<u>Competitively Bid Y or N</u>
DPH	EASTERN HIGHLANDS HEALTH DIST	Skin Cancer Prevention	7/1/2007	6/30/2008	13,720	13,720	Y	12,001	N	0	N
DPH	EASTERN HIGHLANDS HEALTH DIST	Women's Heart Healthy Program	1/1/2008	6/30/2009	89,695	39,764	N	0	Y	39,764	Y
DPH	FAIR HAVEN COMMUNITY HEALTH CLINIC INC	Community Health Center Medica	7/1/2006	6/30/2009	1,667,654	0	N	0	N	0	N
DPH	FARMINGTON VALLEY HEALTH DIST	Excess Dietary Fats/Nutrition	7/1/2007	6/30/2008	15,696	15,696	Y	13,727	N	0	N
DPH	FSW INC CT	AIDS PES	7/1/2005	6/30/2008	215,435	0	Y	0	N	0	Y
DPH	FSW INC CT	AIDS Health Care and Support S	7/1/2007	6/30/2008	357,485	357,485	Y	334,198	N	0	Y
DPH	GENERATIONS FAMILY HEALTH CTR	Community Health Center Medica	7/1/2006	6/30/2009	1,778,918	0	N	0	N	0	N
DPH	GREATER BRIDGEPORT ADOLESCENT	AIDS Prevention	7/1/2005	6/30/2008	531,368	0	Y	0	N	0	Y
DPH	GRIFFIN HOSPITAL	provide health services to sbh	7/1/2007	6/30/2010	354,609	118,203	N	0	N	0	N
DPH	HARTFORD DISPENSARY	AIDS Health Care and Support S	7/1/2007	6/30/2008	40,000	20,000	N	0	N	0	Y
DPH	HARTFORD DISPENSARY	AIDS Prevention	7/1/2005	6/30/2008	318,246	0	Y	0	N	0	Y
DPH	HARTFORD GAY & LESBIAN HEALTH COLLECTIVE	AIDS Health Care and Support S	7/1/2007	6/30/2008	81,243	81,243	Y	73,286	N	0	Y
DPH	HARTFORD GAY & LESBIAN HEALTH COLLECTIVE	STD PROGRAM SERVICES	7/1/2006	6/30/2009	104,489	40,995	Y	40,995	N	0	N
DPH	HARTFORD GAY & LESBIAN HEALTH COLLECTIVE	AIDS PES	7/1/2005	6/30/2008	130,289	0	Y	0	N	0	Y
DPH	HARTFORD HOSPITAL	cbccedp screening	7/1/2006	6/30/2009	1,305,004	300,284	Y	129,547	N	0	N
DPH	HEALTHCARE CONNECTION INC	AIDS Health Care and Support S	7/1/2007	6/30/2008	186,892	186,892	Y	75,000	N	2,783	Y
DPH	HEALTHCARE CONNECTION INC	provide sbhc services	7/1/2006	6/30/2008	1,273,267	552,395	N	0	N	0	N
DPH	HILL HEALTH CORPORATION	Tobacco Cessation Program	7/1/2007	6/30/2008	28,199	23,500	N	0	Y	23,500	Y

STATE OF CONNECTICUT

Purchase of Service Contracts  
 DETAILS BY AGENCY  
 Fiscal Year 2008



<u>Agency</u>	<u>Contractor</u>	<u>Description of Service</u>	<u>Begin DT</u>	<u>Expire DT</u>	<u>Contract Amt</u>	<u>2008 Pymnt</u>	<u>Federal Y or N</u>	<u>Federal Pymnt</u>	<u>Private Y or N</u>	<u>Private Pymnt</u>	<u>Competitively Bid Y or N</u>
DPH	HILL HEALTH CORPORATION	Heart Disease and Stroke Preve	12/1/2006	6/30/2009	147,000	73,500	Y	73,500	N	0	Y
DPH	HILL HEALTH CORPORATION	AIDS Prevention	7/1/2005	6/30/2008	517,772	0	Y	0	N	0	Y
DPH	HILL HEALTH CORPORATION	Community Health Center Medica	7/1/2006	6/30/2009	2,183,116	801,134	N	0	N	0	N
DPH	HISPANIC HEALTH COUNCIL	Comadrone Program	7/1/2005	12/31/2007	75,000	0	Y	0	N	0	N
DPH	HISPANIC HEALTH COUNCIL	WIC BREASTFEEDING	4/15/2005	9/30/2008	228,712	0	Y	0	N	0	N
DPH	HISPANIC HEALTH COUNCIL	AIDS Prevention	7/1/2005	6/30/2008	484,070	0	Y	0	N	0	Y
DPH	HISPANOS UNIDOS CONTRA EL SIDA	AIDS Health Care and Support S	7/1/2007	6/30/2008	295,336	295,336	Y	163,032	N	0	Y
DPH	HISPANOS UNIDOS CONTRA EL SIDA	AIDS PES	7/1/2005	6/30/2008	381,154	0	N	0	N	0	Y
DPH	HOSPITAL OF CENTRAL CONNECTICUT	CBCCEDP SCREENING	7/1/2006	6/30/2009	824,358	269,998	Y	76,956	N	0	N
DPH	HOSPITAL OF SAINT RAPHAEL	HIV Perinatal Counseling	7/1/2006	12/31/2008	157,125	66,567	Y	2,201	N	0	Y
DPH	HOSPITAL OF SAINT RAPHAEL	CBCCEDP SVCS	7/1/2006	6/30/2009	601,511	212,231	Y	72,663	N	0	N
DPH	HOSPITAL OF SAINT RAPHAEL	HS WIC Program	10/1/2005	9/30/2007	2,528,150	0	Y	0	N	0	Y
DPH	HUMAN RESOURCES AGENCY OF	AIDS Health Care and Support S	7/1/2007	6/30/2008	187,704	187,704	Y	136,523	N	0	Y
DPH	HUMAN RESOURCES AGENCY OF	AIDS PES	7/1/2005	6/30/2008	418,636	0	Y	0	N	0	Y
DPH	HUMAN SERVICES COUNCIL INC	provide health services to sch	7/1/2007	6/30/2010	897,750	299,250	N	0	N	0	N
DPH	INTERFAITH AIDS MINISTRY OF	AIDS PES	7/1/2005	6/30/2008	1,210	0	N	0	N	0	Y
DPH	K-B AMBULANCE CORPS INC	EMS GRANT	12/15/2007	6/30/2008	2,999	2,999	N	0	N	0	N
DPH	LATINO COMMUNITY SERVICES INC	AIDS Health Care and Support S	7/1/2007	6/30/2008	219,057	219,057	Y	219,057	N	0	Y

STATE OF CONNECTICUT

Purchase of Service Contracts  
 DETAILS BY AGENCY  
 Fiscal Year 2008



<u>Agency</u>	<u>Contractor</u>	<u>Description of Service</u>	<u>Begin DT</u>	<u>Expire DT</u>	<u>Contract Amt</u>	<u>2008 Pymnt</u>	<u>Federal Y or N</u>	<u>Federal Pymnt</u>	<u>Private Y or N</u>	<u>Private Pymnt</u>	<u>Competitively Bid Y or N</u>
DPH	LATINO COMMUNITY SERVICES INC	AIDS PREVENTION interventions	7/1/2005	6/30/2008	833,669	0	Y	0	N	0	Y
DPH	LAWRENCE AND MEMORIAL HOSPITAL	AIDS PES	7/1/2006	6/30/2008	474,912	239,336	Y	128,150	N	0	Y
DPH	LAWRENCE AND MEMORIAL HOSPITAL	CBCCEDP	7/1/2006	6/30/2009	901,928	256,022	Y	67,621	N	0	N
DPH	LEDGE LIGHT HEALTH DIST	Immunization Action Plan	1/1/2007	12/31/2008	91,020	45,510	Y	27,722	N	0	N
DPH	LEDGE LIGHT HEALTH DIST	Heart Disease and Stroke Preve	3/1/2008	6/30/2009	100,000	50,000	N	0	Y	50,000	Y
DPH	LEDGE LIGHT HEALTH DIST	Heart Disease and Stroke Preve	12/1/2006	6/30/2009	137,928	88,928	Y	88,928	N	0	Y
DPH	M M CARPENTER CONSULTING	Strategic Planning Process for	5/1/2008	9/30/2008	6,000	0	Y	0	N	0	N
DPH	MANCHESTER MEMORIAL HOSPITAL	provide health services to SBH	7/1/2007	6/30/2009	1,001,100	416,584	N	0	N	0	N
DPH	MERIDEN TOWN TREASURER	Local Preventive Health Svcs.	7/1/2007	6/30/2008	11,331	11,331	Y	9,912	N	0	N
DPH	MERIDEN TOWN TREASURER	Women's Healthy Heart Program	1/1/2008	6/30/2009	45,926	15,212	N	0	Y	15,212	N
DPH	MERIDEN TOWN TREASURER	AIDS Prevention	7/1/2005	6/30/2008	90,880	0	N	0	N	0	Y
DPH	MERIDEN TOWN TREASURER	HS WIC Program	10/1/2005	9/30/2007	654,000	0	Y	0	N	0	N
DPH	MID FAIRFIELD AIDS PROJECT INC	AIDS Health Care and Support S	7/1/2007	6/30/2008	84,476	84,476	N	0	N	0	Y
DPH	MID FAIRFIELD AIDS PROJECT INC	AIDS PES	7/1/2005	6/30/2008	99,447	0	Y	0	N	0	Y
DPH	NATCHAUG HOSP INC	BT/PHP	9/1/2007	8/8/2008	5,000	5,000	Y	5,000	N	0	N
DPH	NAUGATUCK VALLEY HEALTH DISTRICT	Childhood Lead Poison Prev	7/1/2007	6/30/2008	20,076	20,076	Y	17,559	N	0	N
DPH	NAUGATUCK VALLEY HEALTH DISTRICT	Immunization Action Plan	1/1/2007	12/31/2008	144,236	72,118	Y	49,190	N	0	N
DPH	NEW BRITAIN CITY TREASURER	STD CONTROL	7/1/2006	6/30/2009	43,407	14,547	N	0	N	0	N

STATE OF CONNECTICUT

Purchase of Service Contracts  
 DETAILS BY AGENCY  
 Fiscal Year 2008



<u>Agency</u>	<u>Contractor</u>	<u>Description of Service</u>	<u>Begin DT</u>	<u>Expire DT</u>	<u>Contract Amt</u>	<u>2008 Pymnt</u>	<u>Federal Y or N</u>	<u>Federal Pymnt</u>	<u>Private Y or N</u>	<u>Private Pymnt</u>	<u>Competitively Bid Y or N</u>
DPH	NEW BRITAIN CITY TREASURER	Childhood Lead-Yr 1	7/1/2006	6/30/2008	100,002	51,134	N	0	N	0	N
DPH	NEW BRITAIN CITY TREASURER	AIDS Prevention Education Serv	7/1/2005	6/30/2008	261,486	0	Y	0	N	0	Y
DPH	NEW BRITAIN CITY TREASURER	provide sbhc services	7/1/2007	6/30/2010	837,186	279,062	N	0	N	0	N
DPH	NEW MILFORD HOSPITAL INC	Bioterrorism	9/1/2006	8/31/2007	68,500	0	Y	0	N	0	N
DPH	NORTH CENTRAL HEALTH DISTRICT	Physical Activity-Nutrition	7/1/2007	6/30/2008	26,982	26,982	Y	23,600	N	0	N
DPH	NORTHEAST DISTRICT DEPT OF HEALTH	Obesity Prevention	7/1/2007	6/30/2008	14,171	14,171	Y	12,395	N	0	N
DPH	NORTHWESTERN CT AIDS PROJECT	AIDS PES	7/1/2005	6/30/2008	310,496	0	Y	0	N	0	Y
DPH	NORWALK COMMUNITY HEALTH CENTER	Community Health Center Medica	7/1/2007	6/30/2010	679,473	251,491	N	0	N	0	N
DPH	NORWALK HOSPITAL ASSOCIATION	cbccedp svcs	7/1/2006	6/30/2008	641,415	197,055	Y	62,621	N	0	N
DPH	NORWALK TOWN TREASURER	Obesity Reduction	7/1/2007	6/30/2008	14,349	14,349	Y	12,543	N	0	N
DPH	NORWALK TOWN TREASURER	STD PROGRAM SERVICES	7/1/2006	6/30/2009	45,516	15,250	N	0	N	0	N
DPH	NORWALK TOWN TREASURER	Immunization Action Plan	1/1/2007	12/31/2008	181,112	90,556	Y	59,724	N	0	N
DPH	NORWALK TOWN TREASURER	WIC-City of Norwalk	10/1/2005	9/30/2007	415,321	0	Y	0	N	0	N
DPH	NORWALK TOWN TREASURER	AIDS Prevention	7/1/2005	6/30/2008	444,430	0	Y	0	N	0	Y
DPH	OPTIMUS HEALTH CARE INC	Heart Disease and Stroke Preve	12/1/2006	6/30/2009	147,000	85,750	Y	85,750	N	0	Y
DPH	OPTIMUS HEALTH CARE INC	AIDS PES	7/1/2005	6/30/2008	365,099	0	Y	0	N	0	Y
DPH	OPTIMUS HEALTH CARE INC	Community Health Center Medica	7/1/2006	6/30/2009	2,781,175	0	N	0	N	0	N
DPH	PERCEPTION PROGRAMS INC	AIDS Prevention	7/1/2005	6/30/2008	395,325	0	Y	0	N	0	Y

STATE OF CONNECTICUT

Purchase of Service Contracts  
 DETAILS BY AGENCY  
 Fiscal Year 2008



<u>Agency</u>	<u>Contractor</u>	<u>Description of Service</u>	<u>Begin DT</u>	<u>Expire DT</u>	<u>Contract Amt</u>	<u>2008 Pymnt</u>	<u>Federal Y or N</u>	<u>Federal Pymnt</u>	<u>Private Y or N</u>	<u>Private Pymnt</u>	<u>Competitively Bid Y or N</u>
DPH	PLANNED PARENTHOOD OF CT INC	STD PROGRAM SERVICES	1/1/2007	12/31/2009	88,800	29,600	Y	29,600	N	0	N
DPH	PLANNED PARENTHOOD OF CT INC	cbccedp screening	7/1/2006	6/30/2009	1,085,308	410,172	Y	154,500	N	0	N
DPH	PLANNED PARENTHOOD OF CT INC	Family Planning-Year 1	10/1/2006	9/30/2009	3,261,924	1,099,438	Y	21,140	N	0	N
DPH	POMPERAUG DIST DEPT OF HEALTH	Cardiovascular Disease	7/1/2007	6/30/2008	6,352	6,352	Y	5,555	N	0	N
DPH	QUINNIPIAK VALLEY HEALTH DIST	Childhood Lead Poison Prev	7/1/2007	6/30/2008	15,894	15,894	Y	13,901	N	0	N
DPH	QUINNIPIAK VALLEY HEALTH DIST	Bioterrorism	8/31/2007	8/30/2009	174,130	87,065	Y	87,065	N	0	N
DPH	QUINNIPIAK VALLEY HEALTH DIST	provide sbhc with health servi	7/1/2007	6/30/2010	366,282	122,094	N	0	N	0	N
DPH	REGION DISTRICT 11 TREASURER	expanded school based health s	7/1/2007	6/30/2010	183,138	61,046	N	0	N	0	N
DPH	SAINT FRANCIS HOSPITAL & MEDICAL CENTER	LEAD	7/1/2006	6/30/2008	373,534	192,122	Y	18,746	N	0	N
DPH	SAINT FRANCIS HOSPITAL & MEDICAL CENTER	cbccedp screening	7/1/2006	6/30/2009	1,232,433	290,404	Y	104,825	N	0	N
DPH	SHELTER FOR THE HOMELESS INC	AIDS Prevention	7/1/2005	6/30/2008	228,186	77,039	Y	41,250	N	0	Y
DPH	SOUTHWEST COMMUNITY HEALTH CENTER INC	AIDS Prevention	7/1/2005	6/30/2008	298,686	0	Y	0	N	0	Y
DPH	SOUTHWEST COMMUNITY HEALTH CENTER INC	Community Health Center Medica	7/1/2006	6/30/2009	1,149,607	441,538	N	0	N	0	N
DPH	SOUTHWESTERN AHEC INC	Immunization Action Plan	1/1/2007	12/31/2008	439,504	97,618	Y	68,542	N	0	N
DPH	ST MARY'S HOSPITAL CORP	CBCCEDP SVCS	7/1/2006	6/30/2009	541,747	158,849	Y	70,789	N	0	N
DPH	STAMFORD HOSPITAL	HIV PERINATAL COUNSELING	7/1/2006	12/31/2008	154,870	66,753	Y	2,202	N	0	Y
DPH	STAYWELL HEALTH CARE INC	PROVIDE HEALTH SVCS SBHC	7/1/2006	6/30/2008	319,359	162,384	N	0	N	0	N
DPH	STAYWELL HEALTH CARE INC	Community Health Center Medica	7/1/2006	6/30/2009	663,104	291,086	N	0	N	0	N



STATE OF CONNECTICUT

Purchase of Service Contracts  
 DETAILS BY AGENCY  
 Fiscal Year 2008



<u>Agency</u>	<u>Contractor</u>	<u>Description of Service</u>	<u>Begin DT</u>	<u>Expire DT</u>	<u>Contract Amt</u>	<u>2008 Pymnt</u>	<u>Federal Y or N</u>	<u>Federal Pymnt</u>	<u>Private Y or N</u>	<u>Private Pymnt</u>	<u>Competitively Bid Y or N</u>
DPH	STRATFORD TOWN TREASURER	High Blood Pressure	7/1/2007	6/30/2008	8,093	0	Y	0	N	0	N
DPH	STRATFORD TOWN TREASURER	High Blood Pressure	7/1/2007	6/30/2008	8,093	8,093	Y	7,078	N	0	N
DPH	STRATFORD TOWN TREASURER	Heart Disease and Stroke Preve	1/1/2008	6/30/2009	53,467	13,368	N	0	Y	13,368	Y
DPH	STRATFORD TOWN TREASURER	provide health services to sch	7/1/2007	6/30/2010	448,508	130,593	N	0	N	0	N
DPH	STUDENT PARENTING AND FAMILY	FAMILY HEALTH	7/1/2005	12/31/2007	209,628	0	Y	0	N	0	N
DPH	STUDENT PARENTING AND FAMILY	Comprehensive Case Management	3/24/2008	9/30/2010	233,716	0	Y	0	N	0	Y
DPH	THE ACCESS AGENCY INC	HS WIC Program	10/1/2005	9/30/2007	428,000	0	Y	0	N	0	N
DPH	THE CAPITOL REGION CONF OF CHURCHES INC	Heart Disease and Stroke Preve	12/1/2006	6/30/2009	147,000	73,500	Y	73,500	N	0	Y
DPH	THE VILLAGE FOR FAMILIES & CHILDREN	Right from the Start	7/1/2005	12/31/2007	35,000	35,000	Y	35,000	N	0	N
DPH	THE VILLAGE FOR FAMILIES & CHILDREN	AIDS HCSS	7/1/2006	6/30/2008	153,959	78,372	N	0	N	0	Y
DPH	TORRINGTON AREA HEALTH DISTRICT	Childhood Lead Poison Prev	7/1/2007	6/30/2008	20,495	20,495	Y	17,925	N	0	N
DPH	TORRINGTON AREA HEALTH DISTRICT	Immunization Action Plan	1/1/2007	12/31/2008	234,420	58,605	Y	38,053	N	0	N
DPH	TORRINGTON AREA HEALTH DISTRICT	Torrington WIC Program	10/1/2005	9/30/2007	366,000	0	Y	0	N	0	N
DPH	TOWN OF BETHEL	Physical Activity	7/1/2007	6/30/2008	2,754	2,754	Y	2,408	N	0	N
DPH	TOWN OF BRANFORD	provide health services to SBH	7/1/2007	6/30/2010	1,025,382	341,794	N	0	N	0	N
DPH	TOWN OF COLCHESTER TOWN TREAS	UIP	7/1/2007	6/30/2008	2,274	2,274	Y	1,989	N	0	N
DPH	TOWN OF EAST HARTFORD	Diabetes Program	7/1/2007	6/30/2008	9,165	0	Y	0	N	0	N
DPH	TOWN OF EAST HARTFORD	Diabetes Self-care	7/1/2007	6/30/2008	9,165	9,165	Y	8,017	N	0	N

STATE OF CONNECTICUT

Purchase of Service Contracts  
 DETAILS BY AGENCY  
 Fiscal Year 2008



<u>Agency</u>	<u>Contractor</u>	<u>Description of Service</u>	<u>Begin DT</u>	<u>Expire DT</u>	<u>Contract Amt</u>	<u>2008 Pymnt</u>	<u>Federal Y or N</u>	<u>Federal Pymnt</u>	<u>Private Y or N</u>	<u>Private Pymnt</u>	<u>Competitively Bid Y or N</u>
DPH	TOWN OF EAST HARTFORD	HIV Prevention	7/1/2005	6/30/2008	75,829	0	Y	0	N	0	Y
DPH	TOWN OF EAST HARTFORD	IAP	1/1/2007	12/31/2008	137,276	51,478	N	33,844	N	0	N
DPH	TOWN OF EAST HARTFORD	HS WIC Program	10/1/2005	9/30/2007	760,202	0	Y	0	N	0	N
DPH	TOWN OF GLASTONBURY	Obesity Reduction	7/1/2007	6/30/2008	4,790	4,790	Y	4,189	N	0	N
DPH	TOWN OF GUILFORD	UIP & Smoking Cessation	7/1/2007	6/30/2008	3,342	1,671	Y	1,252	N	0	N
DPH	TOWN OF MADISON	provide health cares for sbhc	7/1/2007	6/30/2010	183,138	61,046	N	0	N	0	N
DPH	TOWN OF MIDDLETOWN	Lead Poison Prevention	7/1/2007	6/30/2008	8,168	8,168	Y	7,144	N	0	N
DPH	TOWN OF MIDDLETOWN	HS WIC Program	10/1/2005	9/30/2007	636,215	0	Y	0	N	0	N
DPH	TOWN OF NEW MILFORD	Excess Dietary Fats/Nutrition	7/1/2007	6/30/2008	4,325	4,325	Y	3,782	N	0	N
DPH	TOWN OF SOUTHTINGTON	Physical Activity	7/1/2007	6/30/2008	6,347	6,347	Y	5,551	N	0	N
DPH	TOWN OF WALLINGFORD	Smoking Cessation	7/1/2007	6/30/2008	6,817	6,817	Y	5,962	N	0	N
DPH	TOWN OF WALLINGFORD	Smoking Cessation	7/1/2007	6/30/2008	6,817	0	Y	0	N	0	N
DPH	TOWN OF WINDHAM	provide sbhc services to the w	7/1/2007	6/30/2010	956,974	260,454	N	0	N	0	N
DPH	TOWN OF WINDSOR	Obesity	7/1/2007	6/30/2008	4,400	4,400	Y	3,848	N	0	N
DPH	TVCCA INC	WIC	10/1/2005	9/30/2007	768,000	0	Y	0	N	0	Y
DPH	UNCAS HEALTH DISTRICT	Skin Cancer Prevention	7/1/2007	6/30/2008	10,955	10,955	Y	9,582	N	0	N
DPH	UNCAS HEALTH DISTRICT	LEAD-Yr 1	7/1/2006	6/30/2008	51,134	51,134	N	0	N	0	N
DPH	UNITED COMMUNITY & FAMILY SERVICES INC	AIDS Health Care and Support S	7/1/2007	6/30/2008	33,770	33,770	N	0	N	0	N

STATE OF CONNECTICUT

Purchase of Service Contracts  
 DETAILS BY AGENCY  
 Fiscal Year 2008



<u>Agency</u>	<u>Contractor</u>	<u>Description of Service</u>	<u>Begin DT</u>	<u>Expire DT</u>	<u>Contract Amt</u>	<u>2008 Pymnt</u>	<u>Federal Y or N</u>	<u>Federal Pymnt</u>	<u>Private Y or N</u>	<u>Private Pymnt</u>	<u>Competitively Bid Y or N</u>
DPH	UNITED COMMUNITY & FAMILY SERVICES INC	Community Health Center Medica	7/1/2006	6/30/2009	1,157,360	405,412	N	0	N	0	N
DPH	UNITED WAY OF CONN INC	toll-free referral services fo	10/1/2007	9/30/2009	390,088	147,408	Y	147,408	N	0	N
DPH	UNITED WAY OF CONN INC	Infoline	10/1/2005	9/30/2007	411,488	0	Y	0	N	0	N
DPH	VISITING NURSE HEALTH SERVICE OF	AIDS Health Care and Support S	7/1/2007	6/30/2008	172,698	172,698	Y	57,585	N	19,196	Y
DPH	WATERBURY HOSPITAL	AIDS PES	7/1/2006	6/30/2008	174,125	87,752	Y	46,986	N	0	Y
DPH	WATERBURY HOSPITAL	Waterbury Health Access Progra	7/1/2007	6/30/2010	738,000	250,000	N	0	N	0	N
DPH	WATERBURY TOWN TREASURER	STD CONTROL & PREVENTION	7/1/2006	6/30/2009	69,927	23,387	N	0	N	0	N
DPH	WATERBURY TOWN TREASURER	LEAD	7/1/2006	6/30/2008	147,056	74,661	Y	20,574	N	0	N
DPH	WATERBURY TOWN TREASURER	Immunization Action Plan	1/1/2007	12/31/2008	184,420	92,210	Y	60,996	N	0	Y
DPH	WATERBURY TOWN TREASURER	Comprehensive Case Management	3/24/2008	9/30/2010	233,716	0	Y	0	N	0	Y
DPH	WATERBURY TOWN TREASURER	Minority AIDS Initiative	9/30/2007	7/31/2010	249,855	20,822	Y	20,822	N	0	N
DPH	WATERBURY TOWN TREASURER	AIDS Health Care and Support S	7/1/2007	6/30/2008	453,339	453,339	Y	275,483	N	0	Y
DPH	WATERBURY TOWN TREASURER	HIV Prevention	7/1/2005	6/30/2008	520,616	115,668	Y	45,504	N	0	Y
DPH	WATERBURY TOWN TREASURER	HS WIC Program	10/1/2005	9/30/2007	1,208,000	0	Y	0	N	0	Y
DPH	WEST HARTFORD-BLOOMFIELD HEALTH DISTRICT	Skin Cancer Prevention	7/1/2007	6/30/2008	12,461	12,461	Y	10,811	N	0	N
DPH	WEST HAVEN TOWN TREASURER	PHS-Lead Poison Prev	7/1/2007	6/30/2008	9,461	4,731	Y	3,546	N	0	N
DPH	WEST HAVEN TOWN TREASURER	IAP	1/1/2007	12/31/2008	126,624	63,312	Y	50,664	N	0	N
DPH	WESTPORT/WESTON HEALTH DISTRICT	Nutrition Education Services	7/1/2007	6/30/2008	5,398	5,398	N	4,721	N	0	N

STATE OF CONNECTICUT

Purchase of Service Contracts  
 DETAILS BY AGENCY  
 Fiscal Year 2008



<u>Agency</u>	<u>Contractor</u>	<u>Description of Service</u>	<u>Begin DT</u>	<u>Expire DT</u>	<u>Contract Amt</u>	<u>2008 Pymnt</u>	<u>Federal Y or N</u>	<u>Federal Pymnt</u>	<u>Private Y or N</u>	<u>Private Pymnt</u>	<u>Competitively Bid Y or N</u>
DPH	WHEELER CLINIC INC	Right from the Start	10/1/2007	9/30/2008	38,592	25,728	Y	25,728	N	0	N
DPH	WHEELER CLINIC INC	Adult Suicide Prevention	10/1/2006	9/30/2007	38,592	25,728	Y	25,728	N	0	Y
DPH	WHEELER CLINIC INC	Right from the Start	7/1/2005	12/31/2007	125,777	0	Y	0	N	0	N
DPH	WILLIAM W BACKUS HOSPITAL	STD PROGRAM SERVICES	7/1/2006	6/30/2009	135,356	0	Y	0	N	0	N
DPH	WILLIAM W BACKUS HOSPITAL	AIDS Prevention	7/1/2005	6/30/2008	181,884	0	Y	0	N	0	Y
DPH	WILLIAM W BACKUS HOSPITAL	CBCCEDP SCREENING	7/1/2006	6/30/2009	777,137	246,248	Y	57,103	N	0	N
DPH	WILTON TOWN TREASURER	Preventive Health Services	7/1/2007	6/30/2008	2,673	1,337	Y	1,002	N	0	N
DPH	WINDHAM COMMUNITY MEMORIAL HOSP	CBCCEDP SVCS	7/1/2006	6/30/2009	266,708	121,596	Y	53,422	N	0	N
DPH	WINDHAM REGIONAL COMM COUNCIL	IAP	1/1/2007	12/31/2008	110,264	55,132	Y	30,220	N	0	N
DPH	WINDHAM REGIONAL COMM COUNCIL	HIV Prevention	7/1/2005	6/30/2008	283,014	0	Y	0	N	0	Y
DPH	WINDHAM REGIONAL COMM COUNCIL	AIDS Health Care and Support S	7/1/2007	6/30/2008	354,068	354,068	Y	282,935	N	0	Y
DPH	YALE NEW HAVEN HOSPITAL	Childhood Lead-Yr 1	7/1/2006	6/30/2008	373,534	192,122	Y	18,746	N	0	N
DPH	YALE NEW HAVEN HOSPITAL	AIDS Prevention	7/1/2005	6/30/2008	415,688	34,536	Y	18,787	N	0	Y
DPH	YALE NEW HAVEN HOSPITAL	CBCCEDP SCREENING	7/1/2006	6/30/2009	577,617	203,559	Y	84,582	N	0	N
DPH	YALE UNIVERSITY	AIDS PES	7/1/2005	6/30/2008	302,957	0	Y	0	N	0	Y
DPH	YALE UNIVERSITY	Childrens Sexual Abuse Program	7/1/2007	6/30/2010	395,271	131,757	N	0	N	0	N
DPH	YALE UNIVERSITY	Genetic and Metabolic Referral	7/1/2007	6/30/2009	686,374	171,594	Y	1,500	N	21,620	N
<b>DPH - Dept. of Public Health Total: 241</b>					<b>104,313,387</b>	<b>27,695,104</b>		<b>7,176,315</b>		<b>416,286</b>	

STATE OF CONNECTICUT

Purchase of Service Contracts  
 DETAILS BY AGENCY  
 Fiscal Year 2008



<u>Agency</u>	<u>Contractor</u>	<u>Description of Service</u>	<u>Begin DT</u>	<u>Expire DT</u>	<u>Contract Amt</u>	<u>2008 Pymnt</u>	<u>Federal Y or N</u>	<u>Federal Pymnt</u>	<u>Private Y or N</u>	<u>Private Pymnt</u>	<u>Competitively Bid Y or N</u>
DSS	ABCD INC	Eviction Foreclosure Preventio	10/1/2007	12/31/2008	143,648	83,172	Y	55,172	N	0	N
DSS	ABCD INC	Eviction Foreclosure and Preve	1/1/2006	9/30/2007	194,068	27,724	Y	27,724	N	0	N
DSS	ABCD INC	Energy Conservation / Weatheri	4/1/2008	3/31/2009	486,078	121,520	Y	121,520	N	0	N
DSS	ABCD INC	Energy Conservation / Weatheri	4/1/2007	6/30/2008	554,578	454,456	Y	454,456	N	0	N
DSS	ABCD INC	Child Day Care for ABCD	1/1/2008	12/31/2008	1,158,347	596,943	Y	353,708	N	0	N
DSS	ABCD INC	Community Services Block Grant	1/1/2008	12/31/2008	1,469,528	801,647	Y	498,731	N	0	N
DSS	ABCD INC	Community Services Block Grant	1/1/2006	12/31/2007	2,720,735	678,460	N	447,895	N	0	N
DSS	ABCD INC	Child Day Care for ABCD	1/1/2007	6/6/2008	3,185,645	1,527,987	Y	809,891	N	0	N
DSS	ABCD INC	Program Services	10/1/2006	9/30/2007	5,842,889	287,276	Y	287,276	N	0	N
DSS	ABCD INC	Fuel Assistance	10/1/2007	9/30/2008	7,894,668	6,526,795	Y	5,561,795	N	0	N
DSS	ABILITY BEYOND DISABILITY	018ABD-TBI-22 / 06DSS2201AC	7/1/2006	6/30/2010	1,340,436	327,735	N	0	N	0	N
DSS	ACS STATE HEALTH CARE	Husky and Charter Oak Enrollme	2/1/2007	12/31/2010	30,645,934	5,584,654	N	0	N	0	Y
DSS	AGENCY ON AGING OF SOUTH CENTRAL	093SCC-RSV-12 Retired Senior V	7/1/2007	6/30/2008	8,918	8,918	N	0	N	0	N
DSS	AGENCY ON AGING OF SOUTH CENTRAL	Alternative Housing	7/1/2007	6/30/2008	32,240	32,240	N	0	N	0	N
DSS	AGENCY ON AGING OF SOUTH CENTRAL	Senior Community Services Empl	7/1/2006	9/30/2007	253,800	63,450	Y	63,450	N	0	N
DSS	AGENCY ON AGING OF SOUTH CENTRAL	Senior Community Service Emplo	7/1/2007	7/31/2008	282,379	218,929	Y	218,929	N	0	N
DSS	AGENCY ON AGING OF SOUTH CENTRAL	Nursing Home Diversion	12/1/2007	3/31/2009	325,684	162,844	Y	162,844	N	0	N
DSS	AGENCY ON AGING OF SOUTH CENTRAL	health information	7/1/2007	6/30/2008	350,983	350,983	Y	107,457	Y	160,000	N

STATE OF CONNECTICUT

Purchase of Service Contracts  
 DETAILS BY AGENCY  
 Fiscal Year 2008



<u>Agency</u>	<u>Contractor</u>	<u>Description of Service</u>	<u>Begin DT</u>	<u>Expire DT</u>	<u>Contract Amt</u>	<u>2008 Pymnt</u>	<u>Federal Y or N</u>	<u>Federal Pymnt</u>	<u>Private Y or N</u>	<u>Private Pymnt</u>	<u>Competitively Bid Y or N</u>
DSS	AGENCY ON AGING OF SOUTH CENTRAL	Social and Nutrition Services	7/1/2007	6/30/2009	2,459,694	1,229,847	Y	174,191	N	0	N
DSS	AGENCY ON AGING OF SOUTH CENTRAL	Plans, develops and funds ser	10/1/2007	10/15/2008	2,813,493	1,672,319	Y	1,672,319	N	0	N
DSS	AGENCY ON AGING OF SOUTH CENTRAL	093SCC-FED-12A2	10/1/2005	12/31/2007	2,866,548	1,156	Y	1,156	N	0	N
DSS	AGENCY ON AGING OF SOUTH CENTRAL	093SCC-FED-13	10/1/2006	12/31/2007	2,870,048	1,240,460	Y	1,240,460	N	0	N
DSS	AIDS INTERFAITH NETWORK INC	Adult Miscellaneous	7/1/2007	6/30/2008	44,125	44,125	N	0	N	0	N
DSS	AIDS PROJECT GREATER DANBURY INC	034APG-AID-05 / 06DSS3601AP	10/1/2006	9/30/2007	144,953	36,238	N	0	N	0	N
DSS	AIDS PROJECT GREATER DANBURY INC	AIDS Shelter	10/1/2007	9/30/2010	655,423	0	Y	0	N	0	N
DSS	ALLIANCE FOR LIVING INC	095AFL-AID-08 / 06DSS3601AR	10/1/2006	9/30/2007	227,314	56,829	Y	56,829	N	0	N
DSS	ALLIED COMMUNITY RESOURCES INC	Allied Community Resources ABI	7/1/2004	6/30/2010	7,106,237	1,049,453	N	0	N	0	N
DSS	ALLIED COMMUNITY RESOURCES INC	Allied Community Resources PCA	7/1/2004	6/30/2010	34,868,199	7,019,892	N	0	N	0	N
DSS	ALLIED REHABILITATION CNTR INC	Vocational Rehab. Services	8/1/2006	9/30/2008	200,000	3,024	N	3,024	N	0	N
DSS	ALZHEIMER'S ASSOC CT CHAPTER	Alzheimer's Disease Program	4/1/2007	3/31/2008	30,000	30,000	Y	30,000	N	0	N
DSS	ALZHEIMER'S ASSOC CT CHAPTER	Alzheimer's disease and relate	7/1/2007	6/30/2008	112,255	112,255	N	0	N	0	N
DSS	AMERICAN RED CROSS	Helps seniors find needed mean	7/1/2007	6/30/2008	8,917	8,917	N	0	N	0	N
DSS	AMERICAN RED CROSS MIDDLESEX CENTRAL	State Funded Assistance	4/1/2007	6/30/2008	50,000	0	N	0	N	0	N
DSS	AMERICAN RED CROSS MIDDLESEX CENTRAL	Beyond Shelter Programs	1/1/2007	9/30/2008	50,000	0	N	0	N	0	N
DSS	AMERICAN RED CROSS MIDDLESEX CENTRAL	Beyond Shelter Programs	1/1/2008	12/31/2008	51,500	25,750	N	0	N	0	N
DSS	AMERICAN RED CROSS MIDDLESEX CENTRAL	083ARC-ESS-09/06DSS3701RW	10/1/2006	12/31/2007	198,754	49,689	Y	49,689	N	0	N

STATE OF CONNECTICUT

Purchase of Service Contracts  
 DETAILS BY AGENCY  
 Fiscal Year 2008



<u>Agency</u>	<u>Contractor</u>	<u>Description of Service</u>	<u>Begin DT</u>	<u>Expire DT</u>	<u>Contract Amt</u>	<u>2008 Pymnt</u>	<u>Federal Y or N</u>	<u>Federal Pymnt</u>	<u>Private Y or N</u>	<u>Private Pymnt</u>	<u>Competitively Bid Y or N</u>
DSS	AMERICAN RED CROSS MIDDLESEX CENTRAL	Emergency Shelter Services	10/1/2007	9/30/2008	204,717	153,537	Y	136,730	N	0	N
DSS	AMOS HSE INC	06DSS3801AZ/034AHI-TLP-19	10/1/2006	9/30/2007	56,552	14,138	Y	4,334	N	0	N
DSS	AMOS HSE INC	Transitional Living Program	10/1/2007	9/30/2008	56,552	43,687	N	2,553	N	0	N
DSS	APPLIED BEHAVIORIAL REHAB	Transitional Living Program	7/1/2007	6/30/2008	202,794	202,794	N	0	N	0	N
DSS	AREA CONGREGATIONS TOGETHER INC	037ACT-ESS-16/06DSS3701BE	10/1/2006	9/30/2007	238,090	59,523	Y	59,523	N	0	N
DSS	AREA CONGREGATIONS TOGETHER INC	Emergency Shelter Services	10/1/2007	9/30/2008	245,233	183,924	Y	163,280	N	0	N
DSS	BELL PROPERTIES LLC	Housing Assistance	12/1/2006	11/30/2007	8,496	3,074	N	0	N	0	N
DSS	BETH-EL CENTER INC	Emergency Shelter Services	4/1/2008	6/30/2009	50,000	25,000	N	0	N	0	N
DSS	BETH-EL CENTER INC	084CPC-ESS-09	10/1/2006	9/30/2007	171,629	42,907	Y	42,907	N	0	N
DSS	BETH-EL CENTER INC	Emergency Shelter Services	10/1/2007	9/30/2008	176,778	132,584	Y	112,201	N	0	N
DSS	BIRMINGHAM GROUP INC	Emergency Shelter for Domestic	10/1/2007	6/30/2009	339,422	88,320	Y	0	N	0	N
DSS	BOYS & GIRLS CLUB OF HARTFORD	Adult Miscellaneous	7/1/2007	6/30/2008	72,100	72,100	N	0	N	0	N
DSS	BOYS & GIRLS CLUB OF SE CT	Teen Pregnancy Prevention	7/1/2007	6/30/2008	222,241	222,241	N	0	N	0	N
DSS	BRAIN INJURY ASSOCIATION OF CT INC	Traumatic Brain Injury	7/1/2005	6/30/2009	1,566,244	368,225	N	0	Y	225,000	N
DSS	BRISTOL COMMUNITY ORGANIZATION HEAD	Nutritional Supplement Program	7/1/2007	6/30/2008	7,537	7,537	Y	7,304	N	0	N
DSS	BRISTOL COMMUNITY ORGANIZATION HEAD	Helps seniors find needed mean	7/1/2007	6/30/2008	8,917	8,917	N	0	N	0	N
DSS	BRISTOL COMMUNITY ORGANIZATION HEAD	Community Services Program	10/1/2006	9/30/2007	20,800	5,200	N	0	N	0	N
DSS	BRISTOL COMMUNITY ORGANIZATION HEAD	017C-SBG-23 / 07DSS5001CI	1/1/2007	12/31/2007	30,780	15,390	Y	15,390	N	0	N

STATE OF CONNECTICUT

Purchase of Service Contracts  
 DETAILS BY AGENCY  
 Fiscal Year 2008



<u>Agency</u>	<u>Contractor</u>	<u>Description of Service</u>	<u>Begin DT</u>	<u>Expire DT</u>	<u>Contract Amt</u>	<u>2008 Pymnt</u>	<u>Federal Y or N</u>	<u>Federal Pymnt</u>	<u>Private Y or N</u>	<u>Private Pymnt</u>	<u>Competitively Bid Y or N</u>
DSS	BRISTOL COMMUNITY ORGANIZATION HEAD	ADA Information & referral	1/1/2008	12/31/2008	31,703	15,851	Y	14,928	N	0	N
DSS	BRISTOL COMMUNITY ORGANIZATION HEAD	Community Services	10/1/2007	9/30/2008	36,424	27,266	N	0	Y	11,042	N
DSS	BRISTOL COMMUNITY ORGANIZATION HEAD	07DSS3801CI/017BCO-BSP-01	1/1/2007	12/31/2007	50,000	25,000	N	0	N	0	N
DSS	BRISTOL COMMUNITY ORGANIZATION HEAD	Beyond Shelter Program	1/1/2008	12/31/2008	51,500	25,750	N	0	N	0	N
DSS	BRISTOL COMMUNITY ORGANIZATION HEAD	Eviction Foreclosure & Prevent	1/1/2006	12/31/2008	53,976	17,724	Y	13,264	N	0	N
DSS	BRISTOL COMMUNITY ORGANIZATION HEAD	Community Services Block Grant	1/1/2008	12/31/2008	378,400	204,305	Y	117,713	N	0	N
DSS	BRISTOL COMMUNITY ORGANIZATION HEAD	Community Services Block Grant	1/1/2006	12/31/2007	705,623	179,687	N	113,014	N	0	N
DSS	BRISTOL COMMUNITY ORGANIZATION HEAD	Program Services	10/1/2006	9/30/2007	1,371,185	8,783	Y	8,783	N	0	N
DSS	BRISTOL COMMUNITY ORGANIZATION HEAD	Fuel Assistance	10/1/2007	9/30/2008	2,005,177	1,807,427	Y	1,618,248	N	0	N
DSS	CAMP COURANT INC	Community Service Program	4/1/2007	9/30/2007	34,123	0	Y	0	N	0	N
DSS	CAPITOL REGION COUNCIL OF GOVERNMENTS	Transportation to Work	1/1/2007	12/31/2008	2,562,219	1,358,256	N	0	N	0	N
DSS	CAPITOL REGION EDUCATION COUNCIL	TPP dramatic scenes presentati	5/1/2008	5/31/2008	650	650	N	0	N	0	N
DSS	CARDINAL SHEHAN CENTER	FAM Spending Plan	2/1/2008	6/30/2008	50,000	50,000	N	0	N	0	N
DSS	CAREER RESOURCES	Fatherhood Initiative	7/1/2007	6/30/2008	41,667	41,667	N	0	N	0	N
DSS	CAREER RESOURCES	Promote responsible fatherhood	10/1/2007	9/30/2011	546,890	102,542	Y	102,542	N	0	N
DSS	CATHERINE PLACE	Transitional Living Program	10/1/2007	9/30/2008	30,000	22,500	Y	18,300	N	0	N
DSS	CATHOLIC CHARITIES INC	Refugee Assistance Program	10/1/2007	9/30/2008	23,750	17,812	Y	17,812	N	0	N
DSS	CATHOLIC CHARITIES INC	Adult Miscellaneous	6/1/2008	12/31/2008	25,000	25,000	N	0	N	0	N



STATE OF CONNECTICUT

Purchase of Service Contracts  
 DETAILS BY AGENCY  
 Fiscal Year 2008



<u>Agency</u>	<u>Contractor</u>	<u>Description of Service</u>	<u>Begin DT</u>	<u>Expire DT</u>	<u>Contract Amt</u>	<u>2008 Pymnt</u>	<u>Federal Y or N</u>	<u>Federal Pymnt</u>	<u>Private Y or N</u>	<u>Private Pymnt</u>	<u>Competitively Bid Y or N</u>
DSS	CATHOLIC CHARITIES INC	011CFS-RAP-42/06DSS4811DD	10/1/2006	9/30/2007	62,000	15,500	Y	15,500	N	0	N
DSS	CATHOLIC CHARITIES INC	Refugee Assistance Program	10/1/2007	9/30/2008	62,000	46,500	Y	46,500	N	0	N
DSS	CATHOLIC CHARITIES INC	Refugee Assistance Program	10/1/2006	9/30/2007	165,000	41,250	Y	41,250	N	0	N
DSS	CATHOLIC CHARITIES INC	Refugee Assistance Program	10/1/2007	9/30/2008	185,000	138,750	Y	138,750	N	0	N
DSS	CATHOLIC CHARITIES INC	06DSS5301DD/064CFS-FCS-21	7/1/2006	6/30/2010	959,942	233,892	N	0	N	0	N
DSS	CATHOLIC CHARITIES OF FAIRFIELD	Before and After School - CFS	7/1/2007	6/30/2008	25,410	25,410	N	0	N	0	N
DSS	CATHOLIC CHARITIES OF FAIRFIELD	015CFS-AID-17 / 06DSS3601DC	10/1/2006	12/31/2007	70,949	17,737	N	0	N	0	N
DSS	CATHOLIC CHARITIES OF FAIRFIELD	Aids Shelter	10/1/2007	9/30/2010	225,974	55,923	Y	25,630	N	0	N
DSS	CATHOLIC CHARITIES OF FAIRFIELD	Family Counseling Services	7/1/2006	6/30/2010	320,044	77,971	N	0	N	0	N
DSS	CENTER FOR WOMEN & FAMILIES OF	Emergency Shelters for Domesti	10/1/2006	9/30/2007	298,686	60,720	Y	60,720	N	0	N
DSS	CENTER FOR WOMEN & FAMILIES OF	Shelter for Domestic Violence	10/1/2007	6/30/2009	556,273	237,966	Y	0	N	0	N
DSS	CENTRAL CONNECTICUT COAST YMCA	06DSS3801DM/093YMC-TLP-04	10/1/2006	12/31/2007	47,681	11,920	Y	11,920	N	0	N
DSS	CENTRAL CONNECTICUT COAST YMCA	Transitional Living Program	10/1/2007	9/30/2008	49,111	36,833	Y	0	N	0	N
DSS	CENTRAL CONNECTICUT COAST YMCA	Child Day Care for CCCYMCA	1/1/2007	12/31/2007	311,844	179,971	Y	86,825	N	0	N
DSS	CENTRAL CONNECTICUT COAST YMCA	Child Day Care for CCCYMCA	1/1/2008	12/31/2008	311,844	163,294	Y	105,603	N	0	N
DSS	CENTRAL CONNECTICUT COAST YMCA	015YMC-ESS-15/06DSS3701DM	10/1/2006	12/31/2007	515,469	128,867	Y	128,867	N	0	N
DSS	CENTRAL CONNECTICUT COAST YMCA	Emergency Shelter Services	10/1/2007	9/30/2008	530,933	386,602	Y	326,105	N	0	N
DSS	CES COOPERATIVE EDUCATIONAL SVS	Before & After School - CES (B	7/1/2007	6/30/2008	12,686	12,686	N	0	N	0	N

STATE OF CONNECTICUT

Purchase of Service Contracts  
 DETAILS BY AGENCY  
 Fiscal Year 2008



<u>Agency</u>	<u>Contractor</u>	<u>Description of Service</u>	<u>Begin DT</u>	<u>Expire DT</u>	<u>Contract Amt</u>	<u>2008 Pymnt</u>	<u>Federal Y or N</u>	<u>Federal Pymnt</u>	<u>Private Y or N</u>	<u>Private Pymnt</u>	<u>Competitively Bid Y or N</u>
DSS	CHARTER OAK HEALTH CENTER INC	064COT-SBG-13/06DSS5001DR Soci	10/1/2006	9/30/2007	28,382	14,191	N	14,191	N	0	N
DSS	CHARTER OAK HEALTH CENTER INC	SSBG Case Management to low in	10/1/2007	9/30/2008	29,233	14,666	Y	13,815	N	0	N
DSS	CHARTER OAK HEALTH CENTER INC	Elderly Health Screening	7/1/2007	6/30/2008	62,666	62,666	N	0	N	0	N
DSS	CHARTER OAK HEALTH CENTER INC	064COT-MED-01	2/1/2007	1/31/2008	100,000	100,000	N	0	N	100,000	N
DSS	CHILD & FAMILY AGENCY SOUTHEASTERN CT	06DSS5301DT/095CFA-FCS-20	7/1/2006	6/30/2010	86,588	21,267	N	0	N	0	N
DSS	CHILD & FAMILY AGENCY SOUTHEASTERN CT	Child Day Care for Child & Fam	1/1/2007	12/31/2007	97,750	55,086	Y	26,699	N	0	N
DSS	CHILD & FAMILY AGENCY SOUTHEASTERN CT	Child Day Care for Child & Fam	1/1/2008	12/31/2008	97,750	50,143	Y	29,773	N	0	N
DSS	CHILD GUIDANCE CENTER OF GREATER	Social Services Block Grant	7/1/2007	6/30/2008	24,726	24,726	Y	23,985	N	0	N
DSS	CHILD GUIDANCE CLINIC FOR CNTRL CT	080CGC-CSV-04	10/1/2006	3/31/2008	103,394	25,849	N	0	N	0	N
DSS	CHILD GUIDANCE CLINIC FOR CNTRL CT	Community Services Program/Emp	10/1/2007	10/30/2008	106,495	80,604	N	0	N	0	N
DSS	CHRISTIAN ACTIVITIES COUNCIL	Aids Residences	10/1/2006	6/30/2008	2,374	594	N	0	N	0	N
DSS	CHRISTIAN ACTIVITIES COUNCIL	AIDS Housing	10/1/2005	9/30/2007	2,379	0	N	0	N	0	N
DSS	CHRISTIAN ACTIVITIES COUNCIL	AIDS Residential Program	10/1/2007	9/30/2010	7,561	1,199	Y	19	N	0	N
DSS	CHRISTIAN COMMUNITY ACTION	093CCA-TLP-12	10/1/2006	9/30/2007	37,086	9,272	Y	9,272	N	0	N
DSS	CHRISTIAN COMMUNITY ACTION	Transitional Living Program	10/1/2007	9/30/2008	38,199	28,649	Y	0	N	0	N
DSS	CHRISTIAN COMMUNITY ACTION	Emergency Shelter	10/1/2006	9/30/2007	427,735	63,184	N	63,184	N	0	N
DSS	CHRISTIAN COMMUNITY ACTION	Emergency Shelter Services	10/1/2007	9/30/2008	440,567	320,801	Y	250,697	N	0	N
DSS	CHRYSLIS CENTER INC	064CCH-AID-10 / 06DSS3601ED	10/1/2006	9/30/2007	92,460	23,115	N	0	N	0	N

STATE OF CONNECTICUT

Purchase of Service Contracts  
 DETAILS BY AGENCY  
 Fiscal Year 2008



<u>Agency</u>	<u>Contractor</u>	<u>Description of Service</u>	<u>Begin DT</u>	<u>Expire DT</u>	<u>Contract Amt</u>	<u>2008 Pymnt</u>	<u>Federal Y or N</u>	<u>Federal Pymnt</u>	<u>Private Y or N</u>	<u>Private Pymnt</u>	<u>Competitively Bid Y or N</u>
DSS	CHRYSALIS CENTER INC	Emergency Shelter Services	4/1/2008	6/30/2009	131,124	56,124	N	0	N	0	N
DSS	CHRYSALIS CENTER INC	AIDS Residential Program	10/1/2007	9/30/2010	323,482	101,873	Y	12,443	N	0	N
DSS	CIL PROPERTIES INC	Supportive Housing Initiative	4/1/2007	3/31/2010	554,940	167,635	N	0	N	0	N
DSS	CITY OF BRIDGEPORT	Opportunities for seniors	7/1/2007	6/30/2008	8,917	8,918	N	0	N	0	N
DSS	CITY OF BRIDGEPORT	Elderly Health Screening	7/1/2007	6/30/2008	43,118	43,118	N	0	N	0	N
DSS	CITY OF BRIDGEPORT	015-SBG-54/06DSS5001CG	10/1/2006	9/30/2008	93,617	23,405	Y	23,405	N	0	N
DSS	CITY OF BRIDGEPORT	Social Services Block Grant	10/1/2006	9/30/2008	95,693	23,924	Y	23,924	N	0	N
DSS	CITY OF BRIDGEPORT	Social Services Block Grant	10/1/2007	9/30/2008	96,425	48,212	Y	28,410	N	0	N
DSS	CITY OF BRIDGEPORT	Social Services Block Grant	10/1/2007	9/30/2008	98,563	0	N	0	N	0	N
DSS	CITY OF BRIDGEPORT	Food Stamp Employment	10/1/2007	9/30/2010	242,700	131,955	Y	123,855	N	0	N
DSS	CITY OF BRIDGEPORT	Food Stamp Employment and Trai	1/1/2005	12/31/2007	880,455	91,680	N	91,680	N	0	N
DSS	CITY OF BRIDGEPORT	HUSKY Outreach	7/1/2005	6/30/2009	1,181,966	316,569	Y	40,000	N	0	N
DSS	CITY OF BRISTOL	Child Day Care for Bristol	1/1/2007	12/31/2007	509,808	218,670	Y	105,123	N	0	N
DSS	CITY OF BRISTOL	Child Day Care for Bristol	1/1/2008	12/31/2008	690,150	362,831	Y	216,802	N	0	N
DSS	CITY OF DANBURY	Before & After School - Danbur	7/1/2007	6/30/2008	49,592	49,592	N	0	N	0	N
DSS	CITY OF DANBURY	06DSS3701GT/034-ESS-20	10/1/2006	9/30/2007	100,656	25,164	N	0	N	0	N
DSS	CITY OF DANBURY	Emergency Shelter Services	10/1/2007	12/31/2008	103,676	51,838	Y	0	N	0	N
DSS	CITY OF HARTFORD	Empowering Senior citizens	10/1/2007	5/31/2008	63,000	63,000	Y	63,000	N	0	N

STATE OF CONNECTICUT

Purchase of Service Contracts  
 DETAILS BY AGENCY  
 Fiscal Year 2008



<u>Agency</u>	<u>Contractor</u>	<u>Description of Service</u>	<u>Begin DT</u>	<u>Expire DT</u>	<u>Contract Amt</u>	<u>2008 Pymnt</u>	<u>Federal Y or N</u>	<u>Federal Pymnt</u>	<u>Private Y or N</u>	<u>Private Pymnt</u>	<u>Competitively Bid Y or N</u>
DSS	CITY OF HARTFORD	06DSS3701EG/064-ESS-22	10/1/2006	9/30/2007	458,903	114,726	N	0	N	0	N
DSS	CITY OF HARTFORD	Emergency Shelter Services	10/1/2007	9/30/2008	472,670	354,502	Y	0	N	0	N
DSS	CITY OF HARTFORD	HUSKY Outreach	7/1/2005	6/30/2009	1,152,161	316,569	N	40,000	N	0	N
DSS	CITY OF HARTFORD	Child Day Care for Hartford	1/1/2007	12/31/2007	1,429,128	666,426	Y	310,376	N	0	N
DSS	CITY OF HARTFORD	Child Day Care for Hartford	1/1/2008	12/31/2008	1,660,426	0	Y	0	N	0	N
DSS	CITY OF MILFORD	Human Res. Dev.	7/1/2007	6/30/2008	12,271	12,271	Y	5,875	N	0	N
DSS	CITY OF MILFORD	Child Day Care for Milford	1/1/2007	12/31/2007	433,602	213,148	Y	102,910	N	0	N
DSS	CITY OF MILFORD	Child Day Care for Milford	1/1/2008	12/31/2008	521,285	282,930	Y	163,700	N	0	N
DSS	CITY OF NEW HAVEN	Teen Pregnancy Prevention	7/1/2007	10/31/2007	34,349	34,349	N	0	N	0	N
DSS	CITY OF NEW HAVEN	Food Stamp Employment	10/1/2007	9/30/2010	117,537	23,507	Y	23,507	N	0	N
DSS	CITY OF NEW HAVEN	Social Services Block Grant	10/1/2006	9/30/2007	186,935	46,734	Y	46,734	N	0	N
DSS	CITY OF NEW HAVEN	Social Services Block Grant	10/1/2007	9/30/2008	192,543	144,407	Y	138,799	N	0	N
DSS	CITY OF NEW HAVEN	Child Day Care for New Haven	1/1/2007	12/31/2007	1,082,858	524,020	Y	245,116	N	0	N
DSS	CITY OF NEW HAVEN	Child Day Care for New Haven	1/1/2008	12/31/2008	1,082,858	0	Y	0	N	0	N
DSS	CITY OF NEW HAVEN	Healthy Start	7/1/2005	6/30/2009	1,629,344	423,937	Y	40,000	N	0	N
DSS	CITY OF NORWICH	Special Funding	5/1/2008	4/30/2009	10,680	0	N	0	N	0	N
DSS	CITY OF STAMFORD	06DSS5001YN/135-SBG-32	10/1/2006	9/30/2007	53,861	13,466	Y	13,466	N	0	N
DSS	CITY OF STAMFORD	Therapeutic counseling service	10/1/2007	9/30/2008	55,476	41,607	Y	39,992	N	0	N

STATE OF CONNECTICUT

Purchase of Service Contracts  
 DETAILS BY AGENCY  
 Fiscal Year 2008



<u>Agency</u>	<u>Contractor</u>	<u>Description of Service</u>	<u>Begin DT</u>	<u>Expire DT</u>	<u>Contract Amt</u>	<u>2008 Pymnt</u>	<u>Federal Y or N</u>	<u>Federal Pymnt</u>	<u>Private Y or N</u>	<u>Private Pymnt</u>	<u>Competitively Bid Y or N</u>
DSS	CITY OF STAMFORD	Child Day Care for Stamford	1/1/2007	12/31/2007	1,878,958	1,044,145	Y	496,671	N	0	N
DSS	CITY OF STAMFORD	Child Day Care for Stamford	1/1/2008	12/31/2008	2,274,710	1,257,541	Y	714,955	N	0	N
DSS	CITY SLICKERS INC		2/1/2008	6/30/2008	75,000	75,000	N	0	N	0	N
DSS	COLUMBUS HOUSE INC	Aids Residential Programs	10/1/2006	9/30/2007	32,377	8,094	N	0	N	0	N
DSS	COLUMBUS HOUSE INC	Emergency Shelter Services	4/1/2008	6/30/2009	103,609	28,609	N	0	N	0	N
DSS	COLUMBUS HOUSE INC	AIDS Shelter	10/1/2007	9/30/2010	138,472	60,871	Y	255	N	0	N
DSS	COLUMBUS HOUSE INC	093CHI-TLP-08	10/1/2006	9/30/2007	205,304	51,326	Y	25,594	N	0	N
DSS	COLUMBUS HOUSE INC	Transitional Living Program	10/1/2007	9/30/2008	211,463	158,597	Y	20,076	N	0	N
DSS	COLUMBUS HOUSE INC	06DSS3701EM/093CHI-ESS-28	10/1/2006	12/31/2007	339,570	84,893	Y	65,112	N	0	N
DSS	COLUMBUS HOUSE INC	Emergency Shelter Services	10/1/2007	12/31/2008	349,757	262,317	Y	30,819	N	0	N
DSS	COMM ACTION COMMITTEE OF DANBURY INC	034C-SBG-26 / 06DSS5001ZO	10/1/2006	9/30/2007	27,230	6,808	Y	6,808	N	0	N
DSS	COMM ACTION COMMITTEE OF DANBURY INC	Social Services Block Grant	10/1/2007	9/30/2008	28,046	21,034	Y	20,218	N	0	N
DSS	COMM ACTION COMMITTEE OF DANBURY INC	Hispanic Human Resource	10/1/2007	9/30/2008	93,496	70,122	Y	0	N	0	N
DSS	COMM ACTION COMMITTEE OF DANBURY INC	Eviction Foreclosure & Prevent	1/1/2006	12/31/2008	167,621	45,069	Y	22,823	N	0	N
DSS	COMM ACTION COMMITTEE OF DANBURY INC	Community Services Block Grant	1/1/2008	12/31/2008	428,107	233,273	Y	143,950	N	0	N
DSS	COMM ACTION COMMITTEE OF DANBURY INC	Child Day Care Services	1/1/2007	12/31/2007	577,377	326,934	Y	160,187	N	0	N
DSS	COMM ACTION COMMITTEE OF DANBURY INC	Child Day Care Services	1/1/2008	12/31/2008	724,512	369,853	Y	220,678	N	0	N
DSS	COMM ACTION COMMITTEE OF DANBURY INC	034C-CBG-25	1/1/2006	12/31/2007	789,535	201,542	Y	140,947	N	0	N

STATE OF CONNECTICUT

Purchase of Service Contracts  
 DETAILS BY AGENCY  
 Fiscal Year 2008



<u>Agency</u>	<u>Contractor</u>	<u>Description of Service</u>	<u>Begin DT</u>	<u>Expire DT</u>	<u>Contract Amt</u>	<u>2008 Pymnt</u>	<u>Federal Y or N</u>	<u>Federal Pymnt</u>	<u>Private Y or N</u>	<u>Private Pymnt</u>	<u>Competitively Bid Y or N</u>
DSS	COMM ACTION COMMITTEE OF DANBURY INC	Program Services	10/1/2006	9/30/2007	2,046,876	17,524	Y	17,524	N	0	N
DSS	COMM ACTION COMMITTEE OF DANBURY INC	Fuel Assistance	10/1/2007	9/30/2008	2,780,821	2,311,785	Y	2,311,785	N	0	N
DSS	COMMUNITY ACTION AGENCY OF NEW HAVEN	Energy Conservation / Weatheri	4/1/2008	3/31/2009	367,154	91,790	Y	91,790	N	0	N
DSS	COMMUNITY ACTION AGENCY OF NEW HAVEN	Energy Conservation / Weatheri	4/1/2007	6/30/2008	486,766	275,826	Y	275,826	N	0	N
DSS	COMMUNITY ACTION AGENCY OF NEW HAVEN	Community Services Block Grant	1/1/2008	12/31/2008	1,321,490	660,745	Y	462,587	N	0	N
DSS	COMMUNITY ACTION AGENCY OF NEW HAVEN	Community Block Grant	1/1/2006	3/31/2008	2,349,176	632,141	N	542,826	N	0	N
DSS	COMMUNITY ACTION AGENCY OF NEW HAVEN	Energy Conservation Health Hum	10/1/2006	9/30/2007	7,862,121	289,602	Y	249,602	N	0	N
DSS	COMMUNITY ACTION AGENCY OF NEW HAVEN	Fuel Assistance	10/1/2007	9/30/2008	10,379,535	8,682,071	Y	7,117,202	N	0	N
DSS	COMMUNITY HEALTH CENTER ASSOCIATION	Medicaid	7/1/2007	6/30/2010	1,728,801	576,267	N	0	N	0	N
DSS	COMMUNITY HEALTH CENTER INC	Social Service Block Grant	10/1/2006	3/31/2008	43,518	10,880	Y	10,880	N	0	N
DSS	COMMUNITY HEALTH CENTER INC	Services Block Grant	10/1/2007	9/30/2008	44,823	33,617	Y	32,312	N	0	N
DSS	COMMUNITY HEALTH CENTER INC	Transitional Living Program	10/1/2006	9/30/2007	127,149	31,787	Y	0	N	0	N
DSS	COMMUNITY HEALTH CENTER INC	Transitional Living Program	10/1/2005	9/30/2007	127,404	0	Y	0	N	0	N
DSS	COMMUNITY HEALTH CENTER INC	Transitional Living Program	10/1/2007	9/30/2008	130,963	32,741	Y	0	N	0	N
DSS	COMMUNITY HEALTH CENTER INC	Shelters for Domestic Violence	10/1/2006	9/30/2007	169,193	34,395	Y	34,395	N	0	N
DSS	COMMUNITY HEALTH CENTER INC	AIDS Shelter	4/1/2008	6/30/2010	225,715	0	N	0	N	0	N
DSS	COMMUNITY HEALTH CENTER INC	Shelter for Domestic Violence	10/1/2007	6/30/2009	317,022	150,755	N	20,306	N	0	N
DSS	COMMUNITY HEALTH NETWORK OF CT INC	SAGA Medical Contract	8/1/2004	9/30/2008	290,252,174	3,302,406	N	0	N	0	N

STATE OF CONNECTICUT

Purchase of Service Contracts  
 DETAILS BY AGENCY  
 Fiscal Year 2008



<u>Agency</u>	<u>Contractor</u>	<u>Description of Service</u>	<u>Begin DT</u>	<u>Expire DT</u>	<u>Contract Amt</u>	<u>2008 Pymnt</u>	<u>Federal Y or N</u>	<u>Federal Pymnt</u>	<u>Private Y or N</u>	<u>Private Pymnt</u>	<u>Competitively Bid Y or N</u>
DSS	COMMUNITY HEALTH RESOURCES	06DSS3701TU/164CHR-ESS-02	10/1/2006	9/30/2007	31,963	7,991	Y	7,991	N	0	N
DSS	COMMUNITY HEALTH RESOURCES	Emergency Shelter Services	10/1/2007	9/30/2008	32,922	24,691	Y	9,070	N	0	N
DSS	COMMUNITY MEDIATION INC	Eviction Prevention	1/1/2006	12/31/2008	606,830	209,660	Y	154,615	N	0	N
DSS	COMMUNITY MENTAL HEALTH AFFILIATES INC	Helps seniors find needed mean	7/1/2007	6/30/2008	8,918	8,918	N	0	N	0	N
DSS	COMMUNITY MENTAL HEALTH AFFILIATES INC	Social Services Block Grant	10/1/2006	9/30/2007	101,413	25,354	Y	25,354	N	0	N
DSS	COMMUNITY MENTAL HEALTH AFFILIATES INC	Case management, counseling	10/1/2007	9/30/2008	128,802	78,416	Y	74,668	N	0	N
DSS	COMMUNITY PARTNERS IN ACTION INC	Prevention Services Initiative	7/1/2007	6/30/2010	215,000	19,000	N	0	N	0	N
DSS	COMMUNITY RENEWAL TEAM INC	Food Stamp Employment	11/1/2007	6/30/2008	3,000	3,000	Y	3,000	N	0	N
DSS	COMMUNITY RENEWAL TEAM INC	064C-SBG-67 / 06DSS5021EW	10/1/2006	9/30/2007	10,400	2,600	Y	2,600	N	0	N
DSS	COMMUNITY RENEWAL TEAM INC	Human Resource Development	10/1/2007	9/30/2008	10,735	8,052	Y	7,817	N	0	N
DSS	COMMUNITY RENEWAL TEAM INC	Retired Senior Volunteer	7/1/2007	6/30/2008	16,807	16,807	N	0	N	0	N
DSS	COMMUNITY RENEWAL TEAM INC	ADULT MISCELLANOUS PROGRAM	7/1/2007	6/30/2008	19,508	19,508	Y	18,923	N	0	N
DSS	COMMUNITY RENEWAL TEAM INC	06DSS5011EW/064C-SBG-65	10/1/2006	9/30/2007	30,910	7,728	Y	7,728	N	0	N
DSS	COMMUNITY RENEWAL TEAM INC	Social Service Block Grants	10/1/2007	9/30/2008	31,837	23,877	N	22,950	N	0	N
DSS	COMMUNITY RENEWAL TEAM INC	Emergency Shelter Services	4/1/2008	6/30/2009	32,500	7,500	N	0	N	0	N
DSS	COMMUNITY RENEWAL TEAM INC	064C-CSV-07	10/1/2006	9/30/2007	52,020	13,005	Y	13,005	N	0	N
DSS	COMMUNITY RENEWAL TEAM INC	Education/Training, Recreation	10/1/2007	9/30/2008	53,581	40,576	Y	39,015	N	0	N
DSS	COMMUNITY RENEWAL TEAM INC	Emergency Shelters for Domesti	7/1/2007	6/30/2009	61,765	30,882	Y	30,000	N	0	N

STATE OF CONNECTICUT

Purchase of Service Contracts  
 DETAILS BY AGENCY  
 Fiscal Year 2008



<u>Agency</u>	<u>Contractor</u>	<u>Description of Service</u>	<u>Begin DT</u>	<u>Expire DT</u>	<u>Contract Amt</u>	<u>2008 Pymnt</u>	<u>Federal Y or N</u>	<u>Federal Pymnt</u>	<u>Private Y or N</u>	<u>Private Pymnt</u>	<u>Competitively Bid Y or N</u>
DSS	COMMUNITY RENEWAL TEAM INC	Aid Residential Programs	10/1/2006	9/30/2007	61,978	15,495	Y	0	N	0	N
DSS	COMMUNITY RENEWAL TEAM INC	Eviction Prevention	1/1/2006	12/31/2008	150,156	49,307	Y	36,907	N	0	N
DSS	COMMUNITY RENEWAL TEAM INC	Child Day Care for CRT - Middl	1/1/2007	12/31/2007	157,373	86,157	Y	42,000	N	0	N
DSS	COMMUNITY RENEWAL TEAM INC	Child Day Care for CRT - Middl	1/1/2008	12/31/2008	192,600	98,072	Y	58,663	N	0	N
DSS	COMMUNITY RENEWAL TEAM INC	AIDS Shelter	10/1/2007	9/30/2010	218,989	70,439	Y	8,166	N	0	N
DSS	COMMUNITY RENEWAL TEAM INC	Food Stamp Employment	10/1/2007	11/15/2008	225,156	43,419	Y	43,419	N	0	N
DSS	COMMUNITY RENEWAL TEAM INC	064C-SBG-66/06DSS5001EW	10/1/2006	9/30/2007	297,772	74,443	Y	74,443	N	0	N
DSS	COMMUNITY RENEWAL TEAM INC	Emergency Shelter Services	10/1/2006	3/31/2008	305,227	76,307	Y	53,284	N	0	N
DSS	COMMUNITY RENEWAL TEAM INC	Social Services Block Grant	10/1/2007	9/30/2008	306,705	230,028	Y	221,095	N	0	N
DSS	COMMUNITY RENEWAL TEAM INC	Emergency Shelter Services	10/1/2007	9/30/2008	314,384	235,788	Y	210,541	N	0	N
DSS	COMMUNITY RENEWAL TEAM INC	Grandfamily Housing Developmen	12/1/2007	6/30/2009	400,000	200,000	N	0	N	0	N
DSS	COMMUNITY RENEWAL TEAM INC	Energy Conservation / Weatheri	4/1/2008	3/31/2009	542,682	135,670	Y	135,670	N	0	N
DSS	COMMUNITY RENEWAL TEAM INC	Human Services Initiative	12/15/2007	6/30/2009	650,000	325,000	N	0	N	0	N
DSS	COMMUNITY RENEWAL TEAM INC	Energy Conservation / Weatheri	4/1/2007	6/30/2008	673,313	348,957	Y	348,957	N	0	N
DSS	COMMUNITY RENEWAL TEAM INC	Eviction & Foreclosure Prevent	1/1/2006	12/31/2008	675,524	227,036	Y	222,347	N	0	N
DSS	COMMUNITY RENEWAL TEAM INC	Child Day Care for CRT - Hartf	1/1/2008	12/31/2008	1,256,469	635,937	Y	382,704	N	0	N
DSS	COMMUNITY RENEWAL TEAM INC	Child Day Care for CRT - Hartf	1/1/2007	12/31/2007	1,266,158	763,112	Y	386,065	N	0	N
DSS	COMMUNITY RENEWAL TEAM INC	Food Stamp Employment & Traini	1/1/2005	9/30/2007	1,570,586	72,922	N	72,922	N	0	Y



STATE OF CONNECTICUT

Purchase of Service Contracts  
 DETAILS BY AGENCY  
 Fiscal Year 2008



<u>Agency</u>	<u>Contractor</u>	<u>Description of Service</u>	<u>Begin DT</u>	<u>Expire DT</u>	<u>Contract Amt</u>	<u>2008 Pymnt</u>	<u>Federal Y or N</u>	<u>Federal Pymnt</u>	<u>Private Y or N</u>	<u>Private Pymnt</u>	<u>Competitively Bid Y or N</u>
DSS	COMMUNITY RENEWAL TEAM INC	Community Services Block Grant	1/1/2008	12/31/2008	2,923,410	1,577,390	Y	989,850	N	0	N
DSS	COMMUNITY RENEWAL TEAM INC	Community Services Block Grant	1/1/2006	12/31/2007	5,789,324	1,434,727	Y	1,044,094	N	0	N
DSS	COMMUNITY RENEWAL TEAM INC	Energy Conservation-Weatheriza	10/1/2006	9/30/2007	14,446,870	273,283	Y	273,283	N	0	N
DSS	COMMUNITY RENEWAL TEAM INC	Fuel Assistance	10/1/2007	9/30/2008	20,191,964	16,398,642	Y	16,398,642	N	0	N
DSS	CONN CHILDRENS MEDICAL CENTER	MED	8/1/2007	12/31/2008	150,000	150,000	N	0	Y	150,000	N
DSS	CONN CHILDRENS MEDICAL CENTER	064CMC-HUS-02-A2-A1	7/1/2005	6/30/2009	3,134,881	828,860	N	0	N	0	N
DSS	CONN COALITION FOR THE HOMELESS	Family Miscellaneous	4/1/2008	6/30/2009	200,000	100,000	N	0	N	0	N
DSS	CONN COALITION FOR THE HOMELESS	06DSS3701FL/159CCH-ESS-03	10/1/2006	9/30/2007	218,228	62,396	Y	15,000	N	0	N
DSS	CONN FOOD BANK INC	Emergency Food Assistance	10/1/2007	9/30/2008	333,179	249,885	Y	249,885	N	0	N
DSS	CONN FOOD BANK INC	06DSS4501FS/093CFB-EFP-07 A1	10/1/2006	9/30/2007	373,701	84,808	Y	84,808	N	0	N
DSS	CONN FOOD BANK INC	093CFB-NSP-18/06DSS4101FS	10/1/2006	9/30/2007	715,000	224,257	Y	197,251	N	0	N
DSS	CONN FOOD BANK INC	Nutritional Supplement Program	10/1/2007	9/30/2008	737,451	547,476	Y	205,202	N	0	N
DSS	CONNECTICUT ASSOC FOR HUMAN SERVICES	06DSS4701FC/064CAH-FSP-12	10/1/2006	9/30/2007	315,352	78,838	Y	78,838	N	0	N
DSS	CONNECTICUT ASSOC FOR HUMAN SERVICES	Food Stamp Program	10/1/2007	9/30/2008	324,768	243,576	Y	243,576	N	0	N
DSS	CONNECTICUT ASSOC FOR UNITED SPANISH INC	Hispanic Human Resources	10/1/2007	9/30/2008	143,121	107,341	N	0	N	0	N
DSS	CONNECTICUT ASSOCIATION OF CENTERS FOR	Alternate Care Unit	7/1/2006	6/30/2008	704,483	342,483	N	0	N	0	N
DSS	CONNECTICUT COALITION AGAINST DOMESTIC	Promoting Responsible Fatherho	4/1/2007	3/31/2008	10,000	10,000	Y	10,000	N	0	N
DSS	CONNECTICUT COALITION OF MUTUAL	064CCM-RAP-13	10/1/2006	9/30/2007	15,578	3,895	Y	3,895	N	0	N

STATE OF CONNECTICUT

Purchase of Service Contracts  
 DETAILS BY AGENCY  
 Fiscal Year 2008



<u>Agency</u>	<u>Contractor</u>	<u>Description of Service</u>	<u>Begin DT</u>	<u>Expire DT</u>	<u>Contract Amt</u>	<u>2008 Pymnt</u>	<u>Federal Y or N</u>	<u>Federal Pymnt</u>	<u>Private Y or N</u>	<u>Private Pymnt</u>	<u>Competitively Bid Y or N</u>
DSS	CONNECTICUT COALITION OF MUTUAL	Refugee Assistance Program	10/1/2007	9/30/2008	18,000	13,500	Y	13,500	N	0	N
DSS	CONNECTICUT COALITION OF MUTUAL	Refugee Assistance Program	10/1/2007	9/30/2008	21,600	16,200	Y	16,200	N	0	N
DSS	CONNECTICUT COALITION OF MUTUAL	Refugee Assistance Program	10/1/2007	9/30/2008	32,000	24,000	Y	24,000	N	0	N
DSS	CONNECTICUT COALITION OF MUTUAL	064ccm-rap-14	10/1/2006	9/30/2007	36,000	4,500	N	4,500	N	0	N
DSS	CONNECTICUT COALITION OF MUTUAL	064CCM-RAP-12	10/1/2006	9/30/2007	42,000	10,500	Y	10,500	N	0	N
DSS	CONNECTICUT COMMUNITY PROVIDERS	119CMC-SBG-16 / 06DSS5001FP	10/1/2006	9/30/2007	89,690	22,423	Y	22,423	N	0	N
DSS	CONNECTICUT COMMUNITY PROVIDERS	Case Management L & R	10/1/2007	9/30/2008	89,690	67,267	Y	67,267	N	0	N
DSS	CONNECTICUT COUNCIL OF FAMILY SVC AGENCY	Safety Net	7/1/2004	12/31/2008	4,564,171	825,000	N	0	N	0	N
DSS	CONNECTICUT COUNCIL OF FAMILY SVC AGENCY	Safety Net Services	2/1/2004	12/31/2008	6,764,085	1,710,497	N	0	N	0	N
DSS	CONNECTICUT FOUNDATION FOR DENTAL	Dental Outreach	1/1/2008	12/31/2008	130,000	130,000	N	0	Y	30,000	N
DSS	CONNECTICUT HOUSING COALITION	06DSS3701FW/159CHC-ESS-03	10/1/2006	9/30/2007	32,116	8,029	N	0	N	0	N
DSS	CONNECTICUT JEWISH COMM RELAT COUNCIL	Refugee Assistance Program	10/1/2007	9/30/2008	25,000	18,750	Y	18,750	N	0	N
DSS	CONNECTICUT JEWISH COMM RELAT COUNCIL	06SS4811OJ/064JFA-RAP-25	10/1/2006	9/30/2007	27,422	6,856	Y	6,856	N	0	N
DSS	CONNECTICUT JEWISH COMM RELAT COUNCIL	Refugee Assistance Program	10/1/2007	9/30/2008	30,800	23,100	Y	23,100	N	0	N
DSS	CONNECTICUT JEWISH COMM RELAT COUNCIL	064JFA-RAP-24	10/1/2006	9/30/2007	35,000	8,750	Y	8,750	N	0	N
DSS	CONNECTICUT JEWISH COMM RELAT COUNCIL	06DSS6101OJ/064JFA-CSV-04	10/1/2006	9/30/2007	49,950	12,488	N	0	N	0	N
DSS	CONNECTICUT JEWISH COMM RELAT COUNCIL	Community Services Program	10/1/2007	9/30/2008	51,448	38,960	N	0	N	0	N
DSS	CONNECTICUT JEWISH COMM RELAT COUNCIL	Refugee Assistance Program (Ci	4/1/2008	6/30/2009	100,000	50,000	N	0	N	0	N

STATE OF CONNECTICUT

Purchase of Service Contracts  
 DETAILS BY AGENCY  
 Fiscal Year 2008



<u>Agency</u>	<u>Contractor</u>	<u>Description of Service</u>	<u>Begin DT</u>	<u>Expire DT</u>	<u>Contract Amt</u>	<u>2008 Pymnt</u>	<u>Federal Y or N</u>	<u>Federal Pymnt</u>	<u>Private Y or N</u>	<u>Private Pymnt</u>	<u>Competitively Bid Y or N</u>
DSS	CONNECTICUT JUNIOR REPUBLIC GROUP HOME	151CJR-SBG-10/06DSS5001FY	10/1/2006	9/30/2007	4,934	1,234	Y	1,234	N	0	N
DSS	CONNECTICUT JUNIOR REPUBLIC GROUP HOME	Social Services Block Grant	10/1/2007	9/30/2008	5,082	3,812	Y	3,664	N	0	N
DSS	CONNECTICUT JUNIOR REPUBLIC GROUP HOME	Teen Pregnancy Prevention	7/1/2007	6/30/2010	803,400	267,800	N	0	N	0	Y
DSS	CONNECTICUT LEGAL SERVICES INC	06DSS3701FZ/083CLS-ESS-22	10/1/2006	9/30/2007	196,116	49,029	Y	31,388	N	0	N
DSS	CONNECTICUT LEGAL SERVICES INC	Emergency Shelter Services	10/1/2007	9/30/2008	201,999	147,087	Y	103,750	N	0	N
DSS	CONNECTICUT LEGAL SERVICES INC	Legal services for elderly	12/1/2007	7/31/2010	300,000	0	Y	0	N	0	N
DSS	CONNECTICUT LEGAL SERVICES INC	083CLS-SBG-27 / 06DSS5001FZ	10/1/2006	9/30/2007	813,722	203,430	Y	203,430	N	0	N
DSS	CONNECTICUT LEGAL SERVICES INC	Social Services Block Grant	10/1/2007	9/30/2008	838,133	628,599	Y	604,188	N	0	N
DSS	CONNECTICUT STATE INDEPENDENT LIVING	Bureau of Rehab. Services	10/1/2007	9/30/2010	540,000	135,000	Y	135,000	N	0	N
DSS	CONNECTICUT ASSOC FOR COMM ACTION	CBG	2/19/2007	12/31/2007	54,612	7,819	Y	7,819	N	0	N
DSS	CONNECTICUT ASSOC FOR COMM ACTION	Human Services Initiative	11/1/2006	12/31/2009	440,406	200,307	N	0	N	0	N
DSS	CONNECTICUT ASSOC FOR COMM ACTION	Residential Energy Assistance	9/30/2004	3/31/2008	546,978	98,358	Y	98,358	N	0	N
DSS	CONNECTICUT ASSOC FOR COMM ACTION	Safety Net Services	4/1/2004	12/31/2008	1,029,497	245,000	N	0	N	0	N
DSS	COORDINATING CNCL FOR CHILDREN IN CRISIS	Teen Pregnancy Prevention	7/1/2007	6/30/2010	215,400	71,800	N	0	N	0	Y
DSS	COVENANT SHELTER OF N LONDON INC	095CS-ES-22/06DSS3701GK	10/1/2006	9/30/2007	176,470	44,118	Y	44,118	N	0	N
DSS	COVENANT SHELTER OF N LONDON INC	Emergency Shelter Services	10/1/2007	9/30/2008	181,764	136,323	Y	112,728	N	0	N
DSS	CTE INC	Social Services Block Grant	10/1/2006	9/30/2007	6,982	1,746	Y	1,746	N	0	N
DSS	CTE INC	Social Services Block Grant	10/1/2007	9/30/2008	7,191	5,393	Y	5,184	N	0	N

STATE OF CONNECTICUT

Purchase of Service Contracts  
 DETAILS BY AGENCY  
 Fiscal Year 2008



<u>Agency</u>	<u>Contractor</u>	<u>Description of Service</u>	<u>Begin DT</u>	<u>Expire DT</u>	<u>Contract Amt</u>	<u>2008 Pymnt</u>	<u>Federal Y or N</u>	<u>Federal Pymnt</u>	<u>Private Y or N</u>	<u>Private Pymnt</u>	<u>Competitively Bid Y or N</u>
DSS	CTE INC	135C-ESS-18	10/1/2006	9/30/2007	11,691	2,923	N	0	N	0	N
DSS	CTE INC	Emergency Shelter Services	10/1/2007	10/30/2008	12,042	9,031	N	0	N	0	N
DSS	CTE INC	Adult Services Miscellaneous	4/1/2007	9/30/2007	15,606	3,902	Y	3,902	N	0	N
DSS	CTE INC	Adult Services Miscellaneous	4/1/2008	9/30/2008	16,074	12,056	Y	11,588	N	0	N
DSS	CTE INC	135C-HHD-23/06DSS1301GP	10/1/2006	9/30/2007	28,547	7,137	Y	7,137	N	0	N
DSS	CTE INC	Hispanic Human Resources	10/1/2007	9/30/2008	29,557	22,168	Y	0	N	0	N
DSS	CTE INC	135C-CTE-33 / 06DSS5011GP	10/1/2006	9/30/2007	39,251	9,813	Y	9,813	N	0	N
DSS	CTE INC	Services Block Grant	10/1/2007	9/30/2008	40,428	30,321	Y	29,144	N	0	N
DSS	CTE INC	Community Service Block Grants	1/1/2008	12/31/2008	779,959	420,320	Y	238,622	N	0	N
DSS	CTE INC	Program Services	10/1/2006	9/30/2007	928,360	18,651	Y	18,651	N	0	N
DSS	CTE INC	Fuel Assistance	10/1/2007	9/30/2008	1,208,216	784,916	Y	784,916	N	0	N
DSS	CTE INC	135C-CBG-24	1/1/2006	12/31/2007	1,451,038	366,728	Y	230,444	N	0	N
DSS	CTR FOR MEDICARE ADVOCACY INC	Medicare Legal And Educational	7/1/2007	6/30/2008	407,249	407,249	Y	3,000	Y	75,000	N
DSS	DANBURY HOUSING AUTHORITY	07DSS3801NI/034SRO-TLP-05	1/1/2007	12/31/2007	75,852	18,963	N	0	N	0	N
DSS	DENNIS J BAICH JR	Housing Assistance	5/1/2007	4/30/2008	12,024	10,020	N	0	N	0	N
DSS	DEPT OF PUBLIC HEALTH	Food Stamp Program	10/1/2007	9/30/2008	760,666	398,542	Y	398,542	N	0	N
DSS	DISABILITIES NETWORK OF E CT	Bureau of Rehab. Services	7/1/2007	6/30/2010	471,300	142,559	N	0	N	0	N
DSS	DISABILITY RESOURCE CENTER	138DRC-CSV-04	10/1/2006	9/30/2007	17,736	4,434	N	0	N	0	N

STATE OF CONNECTICUT

Purchase of Service Contracts  
 DETAILS BY AGENCY  
 Fiscal Year 2008



<u>Agency</u>	<u>Contractor</u>	<u>Description of Service</u>	<u>Begin DT</u>	<u>Expire DT</u>	<u>Contract Amt</u>	<u>2008 Pymnt</u>	<u>Federal Y or N</u>	<u>Federal Pymnt</u>	<u>Private Y or N</u>	<u>Private Pymnt</u>	<u>Competitively Bid Y or N</u>
DSS	DISABILITY RESOURCE CENTER	Special Services for Persons w	10/1/2007	9/30/2008	18,268	13,834	N	0	N	0	N
DSS	DISABILITY RESOURCE CENTER	Independent Living Center	7/1/2007	6/30/2010	471,300	142,559	N	0	N	0	N
DSS	DIXWELL NEIGHBORHOOD CORP	Human Resource Development	1/1/2007	12/31/2007	35,794	17,897	Y	17,897	N	0	N
DSS	DIXWELL NEIGHBORHOOD CORP	client services, community-bas	1/1/2008	12/31/2008	38,710	19,355	Y	13,701	N	0	N
DSS	DIXWELL NEWHALLVILLE COMM	093DNM-HRD-05/07DSS4001HY	1/1/2007	12/31/2007	57,548	28,774	Y	28,774	N	0	N
DSS	DIXWELL NEWHALLVILLE COMM	Information and referral couns	1/1/2008	12/31/2008	62,238	31,120	Y	20,542	N	0	N
DSS	DOMESTIC VIOLENCE CRISIS CTR	103DVC-SSP-08 / 06DSS5401IA	10/1/2006	9/30/2007	345,741	70,285	Y	70,285	N	0	N
DSS	DOMESTIC VIOLENCE CRISIS CTR	Shelter for Domestic Violence	10/1/2007	6/30/2009	665,387	275,456	Y	0	N	0	N
DSS	DOMESTIC VIOLENCE SERVICES OF	Emergency Shelters for Domesti	10/1/2006	9/30/2007	176,640	35,909	N	0	N	35,909	N
DSS	DOMESTIC VIOLENCE SERVICES OF	Domestic Violence Shelter	10/1/2007	6/30/2009	339,512	140,731	Y	0	N	0	N
DSS	EASTCONN	Social Services Block Grant	10/1/2007	9/30/2008	25,459	12,730	Y	11,967	N	0	N
DSS	EASTCONN	Social Services Block Grant	10/1/2006	12/31/2007	25,459	12,730	Y	12,730	N	0	N
DSS	EASTER SEALS GTR HTFD REHAB CTR	164HES-CSV-04	10/1/2006	9/30/2007	38,887	9,722	N	0	N	0	N
DSS	EASTER SEALS GTR HTFD REHAB CTR	Community Services Program/Emp	10/1/2007	9/30/2008	40,053	30,331	N	0	N	0	N
DSS	EASTER SEALS OF CT INC	06DSS1801IP/080ESC-HSC-01	7/1/2006	12/31/2007	5,000	0	Y	0	N	0	N
DSS	EASTER SEALS OF CT INC	Community Services Program/Emp	1/1/2008	6/30/2009	200,000	100,000	N	0	N	0	N
DSS	EASTER SEALS OF CT INC	Automotive Engineering for Dis	7/1/2006	6/30/2009	675,000	151,527	N	65,896	N	0	N
DSS	EASTERN CONNECTICUT WORKFORCE	Transportation To Work	1/1/2007	12/31/2008	1,801,433	961,446	N	173,867	N	0	N

STATE OF CONNECTICUT

Purchase of Service Contracts  
 DETAILS BY AGENCY  
 Fiscal Year 2008



<u>Agency</u>	<u>Contractor</u>	<u>Description of Service</u>	<u>Begin DT</u>	<u>Expire DT</u>	<u>Contract Amt</u>	<u>2008 Pymnt</u>	<u>Federal Y or N</u>	<u>Federal Pymnt</u>	<u>Private Y or N</u>	<u>Private Pymnt</u>	<u>Competitively Bid Y or N</u>
DSS	EASTERN CT AREA AGENCY ON AGING	Community Service Matching Fun	10/1/2006	9/30/2007	31,615	7,904	Y	53	N	0	N
DSS	EASTERN CT AREA AGENCY ON AGING	Adult Home Share	7/1/2007	6/30/2008	32,174	32,174	N	0	N	0	N
DSS	EASTERN CT AREA AGENCY ON AGING	The program provides SSBG fund	10/1/2007	9/30/2008	32,563	24,421	N	0	N	0	N
DSS	EASTERN CT AREA AGENCY ON AGING	104ECA-CHS-12	10/1/2006	12/31/2007	131,932	57,811	Y	57,811	N	0	N
DSS	EASTERN CT AREA AGENCY ON AGING	Congregate Housing Services	10/1/2007	9/30/2008	135,890	62,017	Y	62,017	N	0	N
DSS	EASTERN CT AREA AGENCY ON AGING	Health Insurance Assistance	7/1/2007	6/30/2008	352,062	352,062	Y	108,373	Y	160,000	N
DSS	EASTERN CT AREA AGENCY ON AGING	Federal	10/1/2006	12/31/2007	2,886,477	931,765	N	876,765	N	0	N
DSS	EASTERN CT AREA AGENCY ON AGING	Federal Funds	10/1/2007	10/15/2008	2,917,395	2,049,859	Y	2,049,859	Y	0	N
DSS	EDGEWOOD PTA CHILD CARE PROGRAM	Before & After School - Edgewo	7/1/2007	6/30/2008	25,378	25,378	N	0	N	0	N
DSS	EDUCATION CONNECTION	Senior Community Services	7/1/2007	6/30/2008	280,671	280,671	Y	280,671	N	0	N
DSS	END HUNGER CONNECTICUT INC	Nutritional Supplement Program	7/1/2007	6/30/2008	103,150	103,150	Y	100,000	N	0	N
DSS	END HUNGER CONNECTICUT INC	06DSS4701JF/064EHC-FSP-05	10/1/2006	9/30/2007	311,951	77,988	Y	77,988	N	0	N
DSS	END HUNGER CONNECTICUT INC	Food Stamp Program	10/1/2007	9/30/2008	320,960	240,720	Y	240,720	N	0	N
DSS	EPILEPSY FOUNDATION OF CT	Adult Miscellaneous	12/1/2007	6/30/2009	110,000	55,000	N	0	N	0	N
DSS	EPISCOPAL SOCIAL SERVICE OF THE	Refugee Assistance Program	10/1/2007	9/30/2008	40,000	30,000	Y	30,000	N	0	N
DSS	EPISCOPAL SOCIAL SERVICE OF THE	093ESS-RAP-11/06DSS4811JI	10/1/2006	9/30/2007	40,000	10,000	Y	10,000	N	0	N
DSS	EPISCOPAL SOCIAL SERVICE OF THE	093ESS-RAP-11/06DSS4801JI	10/1/2006	9/30/2007	52,000	13,000	Y	13,000	N	0	N
DSS	EPISCOPAL SOCIAL SERVICE OF THE	Refugee Assistance Program	10/1/2007	9/30/2008	68,000	51,000	Y	51,000	N	0	N

STATE OF CONNECTICUT

Purchase of Service Contracts  
 DETAILS BY AGENCY  
 Fiscal Year 2008



<u>Agency</u>	<u>Contractor</u>	<u>Description of Service</u>	<u>Begin DT</u>	<u>Expire DT</u>	<u>Contract Amt</u>	<u>2008 Pymnt</u>	<u>Federal Y or N</u>	<u>Federal Pymnt</u>	<u>Private Y or N</u>	<u>Private Pymnt</u>	<u>Competitively Bid Y or N</u>
DSS	FAIR HAVEN COMMUNITY HEALTH CLINIC INC	093FHC-EHS-15 Elderly Health S	7/1/2007	6/30/2008	77,295	76,928	N	0	N	0	N
DSS	FAIR HAVEN COMMUNITY HEALTH CLINIC INC	Medical Operations	1/1/2007	12/31/2007	100,000	90,000	N	0	Y	90,000	N
DSS	FAIR HAVEN PARENTS MINISTRY	093FHP-HRD-33/07DSS4001JP	1/1/2007	12/31/2007	52,973	26,486	Y	26,486	N	0	N
DSS	FAIR HAVEN PARENTS MINISTRY	Human Resource Development	1/1/2008	12/31/2008	57,290	28,645	Y	18,909	N	0	N
DSS	FAM SERV OF CENTRAL CT INC	080FSA-SBG-12 / 06DSS5001JZ	10/1/2006	9/30/2007	23,541	5,886	Y	5,886	N	0	N
DSS	FAM SERV OF CENTRAL CT INC	089FSI-FCS-19	7/1/2006	6/30/2010	177,428	42,507	N	0	N	0	N
DSS	FAMILIES IN CRISIS INC	Fatherhood Initiative Program	7/1/2007	6/30/2008	76,667	76,667	N	0	N	0	N
DSS	FAMILIES IN CRISIS INC	Promoting Responsible Fatherho	12/1/2006	9/30/2007	160,467	40,117	N	40,117	N	0	N
DSS	FAMILIES IN CRISIS INC	omoting Responsible Fatherhood	10/1/2007	9/30/2011	546,890	102,542	Y	102,542	N	0	N
DSS	FAMILY & CHILDRENS AGENCY INC	Family Counseling Services	7/6/2006	6/30/2010	86,588	22,027	N	0	N	0	N
DSS	FAMILY & CHILDRENS AID INC	Emergency Shelter Services	10/1/2006	9/30/2007	128,369	32,092	Y	32,092	N	0	N
DSS	FAMILY & CHILDRENS AID INC	Emergency Shelter Services	10/1/2007	9/30/2008	132,220	99,165	Y	96,277	N	0	N
DSS	FAMILY STRIDES INC	Fatherhood Initiative	7/1/2007	6/30/2008	41,666	41,666	N	0	N	0	N
DSS	FAMILY STRIDES INC	Fatherhood resource developmen	12/1/2006	9/30/2007	160,467	40,117	Y	40,117	N	0	N
DSS	FAMILY STRIDES INC	Promoting responsible fatherho	10/1/2007	9/20/2011	546,890	102,542	Y	102,542	N	0	N
DSS	FERRY MUTUAL HOUSING LIMITED PARTNERSHIP	Supportive housing program.	10/1/2007	9/30/2010	170,616	28,436	N	0	N	0	N
DSS	FOODSHARE INC	06DSS4501KL/011FS-EFP-07	10/1/2006	9/30/2007	116,351	41,351	Y	41,351	N	0	N
DSS	FOODSHARE INC	Emergency Food Program	10/1/2007	9/30/2008	121,019	90,764	Y	90,764	N	0	N

STATE OF CONNECTICUT

Purchase of Service Contracts  
 DETAILS BY AGENCY  
 Fiscal Year 2008



<u>Agency</u>	<u>Contractor</u>	<u>Description of Service</u>	<u>Begin DT</u>	<u>Expire DT</u>	<u>Contract Amt</u>	<u>2008 Pymnt</u>	<u>Federal Y or N</u>	<u>Federal Pymnt</u>	<u>Private Y or N</u>	<u>Private Pymnt</u>	<u>Competitively Bid Y or N</u>
DSS	FRIENDLY HANDS FOOD BANK INC	143FHF-SBG-09 / 06DSS5001KP	10/1/2006	9/30/2007	35,326	8,832	Y	8,832	N	0	N
DSS	FRIENDLY HANDS FOOD BANK INC	Social Services Block Grant	10/1/2007	9/30/2008	36,385	27,200	Y	26,141	N	0	N
DSS	FRIENDLY HANDS FOOD BANK INC	Bond Fund	5/8/2007	12/31/2008	40,000	40,000	N	0	N	0	N
DSS	FRIENDSHIP SERV CTR OF NB INC	06DSS3811KQ/089FSC-TLP-21	10/1/2006	9/30/2007	47,162	11,791	N	0	N	0	N
DSS	FRIENDSHIP SERV CTR OF NB INC	Transitional Living	10/1/2007	9/30/2008	48,577	36,433	N	0	N	0	N
DSS	FRIENDSHIP SERV CTR OF NB INC	07DSS3801KQ/089FSC-BSP-22	1/1/2007	12/31/2007	51,491	25,746	N	0	N	0	N
DSS	FRIENDSHIP SERV CTR OF NB INC	089FSC-TLP-20	1/1/2006	12/31/2007	51,594	0	N	0	N	0	N
DSS	FRIENDSHIP SERV CTR OF NB INC	Beyond Shelter Programs	1/1/2008	12/31/2008	53,036	26,518	N	0	N	0	N
DSS	FRIENDSHIP SERV CTR OF NB INC	089FSC-ESS-32/06DSS3701KQ	10/1/2006	9/30/2007	195,364	48,841	Y	48,841	N	0	N
DSS	FRIENDSHIP SERV CTR OF NB INC	Emergency Shelter Services	10/1/2007	9/30/2008	201,225	150,919	Y	134,742	N	0	N
DSS	FSW INC CT	015FSW-SBG-19 / 06DSS5001KA	10/1/2006	9/30/2007	55,397	13,850	Y	13,850	N	0	N
DSS	FSW INC CT	Social Services Block Grant	10/1/2007	9/30/2008	57,058	42,807	Y	41,146	N	0	N
DSS	FSW INC CT	Housing Assistance	5/1/2006	4/30/2009	292,700	127,700	Y	62,500	N	0	N
DSS	GAYLORD FARMS REHABILITATION CENTER INC	Traumatic Brain Injury	7/1/2006	6/30/2010	533,634	134,387	N	0	N	0	N
DSS	GENERATIONS FAMILY HEALTH CTR	Pediatric Dental Outreach	11/1/2006	10/31/2007	25,000	25,000	N	0	Y	25,000	N
DSS	GOODWILL IND OF WESTERN CT INC	015GI-CSV-04	10/1/2006	9/30/2007	36,400	6,822	N	0	N	0	N
DSS	GOODWILL IND OF WESTERN CT INC	Community Services Program/Emp	10/1/2007	9/30/2008	37,492	31,207	N	0	N	0	N
DSS	GREATER BRIDGEPORT ADOLESCENT	015GBP-CSV-04	10/1/2006	3/31/2008	24,085	6,021	N	0	N	0	N



STATE OF CONNECTICUT

Purchase of Service Contracts  
 DETAILS BY AGENCY  
 Fiscal Year 2008



<u>Agency</u>	<u>Contractor</u>	<u>Description of Service</u>	<u>Begin DT</u>	<u>Expire DT</u>	<u>Contract Amt</u>	<u>2008 Pymnt</u>	<u>Federal Y or N</u>	<u>Federal Pymnt</u>	<u>Private Y or N</u>	<u>Private Pymnt</u>	<u>Competitively Bid Y or N</u>
DSS	GREATER BRIDGEPORT ADOLESCENT	Pregnancy and parenting servic	10/1/2007	9/30/2008	24,807	18,786	N	0	N	0	N
DSS	GREATER BRIDGEPORT ADOLESCENT	Teen Pregnancy Prevention	7/1/2007	12/31/2008	271,896	175,984	N	0	N	0	N
DSS	GREATER NEW BRITAIN TEEN	Reduce teen pregnancies in Con	7/1/2007	6/30/2010	803,400	260,000	N	0	N	0	N
DSS	GREATER NEW HAVEN DISABILITY RIGHTS	Bur. of Rehab. Services	7/1/2007	6/30/2010	471,300	142,560	Y	10,000	N	0	N
DSS	HALL NEIGHBORHOOD HOUSE INC	015HNNH-SFM-01	5/1/2008	4/30/2009	5,000	0	N	0	N	0	N
DSS	HALL NEIGHBORHOOD HOUSE INC	Child Day Care for Hall	1/1/2008	12/31/2008	1,657,559	823,471	Y	505,042	N	0	N
DSS	HANDS ON HARTFORD INC	064CCC-AID-12 / 06DSS3601DG	10/1/2006	12/31/2007	507,180	126,795	Y	126,795	N	0	N
DSS	HANDS ON HARTFORD INC	AIDS Shelter	10/1/2007	9/30/2010	1,665,389	256,264	Y	53,605	N	0	N
DSS	HARTFORD ACTION PLAN ON INFANT	Teen Pregnancy Prevention	7/1/2007	9/30/2007	40,736	40,736	N	0	N	0	N
DSS	HARTFORD INTERVAL HOUSE INC	Hartford Interval House SSP	10/1/2006	9/30/2007	176,640	35,909	Y	35,909	N	0	N
DSS	HARTFORD INTERVAL HOUSE INC	Shelter for Domestic Violence	10/1/2007	6/30/2009	332,512	145,927	Y	0	N	0	N
DSS	HEALTHWAYS INC	002HWI-SSP-10 / 06DSS5401MO	10/1/2006	9/30/2007	176,640	35,909	Y	35,909	N	0	N
DSS	HELPING HAND CTR INC	AIDS Housing	10/1/2006	9/30/2007	86,438	22,153	Y	22,153	N	0	N
DSS	HELPING HAND CTR INC	Aids Shelter	10/1/2007	9/30/2010	275,311	68,134	Y	23,034	N	0	N
DSS	HILL HEALTH CORPORATION	Medical Operations	1/1/2007	6/30/2008	100,000	100,000	N	0	Y	100,000	N
DSS	HILL HEALTH CORPORATION	093HHC-ESS-17/06DSS3701MV	10/1/2006	9/30/2007	120,736	30,184	N	0	N	0	N
DSS	HILL HEALTH CORPORATION	Emergency Shelter Services	10/1/2007	10/30/2008	124,358	93,269	N	0	N	0	N
DSS	HISPANIC HEALTH COUNCIL	Community Services -	4/1/2008	6/30/2009	175,000	87,500	N	0	N	0	N

STATE OF CONNECTICUT

Purchase of Service Contracts  
 DETAILS BY AGENCY  
 Fiscal Year 2008



<u>Agency</u>	<u>Contractor</u>	<u>Description of Service</u>	<u>Begin DT</u>	<u>Expire DT</u>	<u>Contract Amt</u>	<u>2008 Pymnt</u>	<u>Federal Y or N</u>	<u>Federal Pymnt</u>	<u>Private Y or N</u>	<u>Private Pymnt</u>	<u>Competitively Bid Y or N</u>
DSS	HISPANIC HEALTH COUNCIL	Food Stamp Program	10/1/2006	9/30/2007	348,890	97,222	Y	97,222	N	0	N
DSS	HISPANIC HEALTH COUNCIL	Food Stamp Program	10/1/2007	9/30/2008	383,625	191,813	Y	191,813	N	0	N
DSS	HOCKANUM VALLEY CHILD DAY CARE	Child Day Care for Hockanum Va	1/1/2007	12/31/2007	118,560	68,423	Y	33,010	N	0	N
DSS	HOCKANUM VALLEY CHILD DAY CARE	Child Day Care for Hockanum Va	1/1/2008	12/31/2008	160,500	85,226	Y	48,903	N	0	N
DSS	HOLY FAMILY HOME AND SHELTER INC	Emergency Shelter Services	4/1/2008	6/30/2009	49,824	24,824	N	0	N	0	N
DSS	HOLY FAMILY HOME AND SHELTER INC	163HFH-ESS-22	10/1/2006	9/30/2007	232,775	58,194	Y	58,194	N	0	N
DSS	HOLY FAMILY HOME AND SHELTER INC	Emergency Shelter Services	10/1/2007	9/30/2008	239,758	174,581	Y	139,992	N	0	N
DSS	HOME INC	Housing Assistance	5/1/2006	4/30/2009	293,450	103,450	Y	50,000	N	0	N
DSS	HOME-TO-HOME FOUNDATION	Empowering Older People	10/1/2007	5/31/2010	151,538	75,769	Y	75,769	N	0	N
DSS	HOSPITAL OF SAINT RAPHAEL	093HSR-DEN-01 / 06DSS6602NW	11/6/2006	9/30/2007	76,220	0	N	0	Y	0	N
DSS	HOUSE OF BREAD	064HOB-TLP-36	10/1/2006	9/30/2007	14,286	3,572	N	0	N	0	N
DSS	HOUSE OF BREAD	Transitional Living Program	10/1/2007	9/30/2008	14,716	11,036	N	0	N	0	N
DSS	HOUSE OF BREAD	064-HOB-SBG-15/06DSS5001NH	10/1/2006	9/30/2007	35,113	8,779	Y	8,779	N	0	N
DSS	HOUSE OF BREAD	Social Services Block Grant	10/1/2007	9/30/2008	36,166	18,083	Y	17,030	N	0	N
DSS	HOUSE OF BREAD	064HOB-ESS-22/06DSS3701NH	10/1/2006	9/30/2007	42,812	10,703	N	0	N	0	N
DSS	HOUSE OF BREAD	Emergency Shelter Services	10/1/2007	9/30/2008	44,096	33,072	Y	20,319	N	0	N
DSS	HOUSE OF BREAD	064HOB-TLP-37	10/1/2006	9/30/2007	97,013	24,253	N	0	N	0	N
DSS	HOUSE OF BREAD	Transitional Living Program	10/1/2007	9/30/2008	99,923	74,942	N	20,000	N	0	N

STATE OF CONNECTICUT

Purchase of Service Contracts  
 DETAILS BY AGENCY  
 Fiscal Year 2008



<u>Agency</u>	<u>Contractor</u>	<u>Description of Service</u>	<u>Begin DT</u>	<u>Expire DT</u>	<u>Contract Amt</u>	<u>2008 Pymnt</u>	<u>Federal Y or N</u>	<u>Federal Pymnt</u>	<u>Private Y or N</u>	<u>Private Pymnt</u>	<u>Competitively Bid Y or N</u>
DSS	HOUSING EDUCATION RESOURCE CTR	Housing Assistance	5/1/2006	4/30/2009	293,450	103,450	Y	50,000	N	0	N
DSS	HUMAN RESOURCES AGENCY OF	Equipment , transportation and	5/1/2008	4/30/2009	10,000	0	N	0	N	0	N
DSS	HUMAN RESOURCES AGENCY OF	Eviction Foreclosure & Prevent	1/1/2006	12/31/2008	232,640	76,392	Y	57,392	N	0	N
DSS	HUMAN RESOURCES AGENCY OF	AIDS Shelter	10/1/2007	9/30/2010	305,887	90,768	Y	13,333	N	0	N
DSS	HUMAN RESOURCES AGENCY OF	REACH Admin & Activities	9/30/2003	9/30/2007	354,186	10,833	Y	10,833	N	0	N
DSS	HUMAN RESOURCES AGENCY OF	Community Services Block Grant	1/1/2008	12/31/2008	547,372	297,423	Y	179,817	N	0	N
DSS	HUMAN RESOURCES AGENCY OF	Child Day Care Services	1/1/2007	12/31/2007	689,021	362,870	Y	187,022	N	0	N
DSS	HUMAN RESOURCES AGENCY OF	Child Day Care Services	1/1/2008	12/31/2008	762,372	374,340	Y	232,209	N	0	N
DSS	HUMAN RESOURCES AGENCY OF	Community Services Block Grant	1/1/2006	12/31/2007	1,015,045	260,721	Y	175,309	N	0	N
DSS	HUMAN RESOURCES AGENCY OF	Program Services	10/1/2006	9/30/2007	1,959,461	5,160	Y	5,160	N	0	N
DSS	HUMAN RESOURCES AGENCY OF	Fuel Assistance	10/1/2007	9/30/2008	2,702,342	1,944,545	Y	1,944,545	N	0	N
DSS	IMMACULATE CONCEPTION SHELTER &	Aids Residential Program	10/1/2006	9/30/2007	35,136	8,784	Y	0	N	0	N
DSS	IMMACULATE CONCEPTION SHELTER &	06DSS3711NV/064ICS-ESS-27	10/1/2006	9/30/2007	37,197	9,299	Y	9,299	N	0	N
DSS	IMMACULATE CONCEPTION SHELTER &	Emergency Shelter Services	10/1/2007	9/30/2008	38,313	27,898	N	27,061	N	0	N
DSS	IMMACULATE CONCEPTION SHELTER &	Emergency Shelter Services	4/1/2008	6/30/2009	49,804	24,873	N	0	N	0	N
DSS	IMMACULATE CONCEPTION SHELTER &	AIDS Shelter	10/1/2007	9/30/2010	149,039	64,824	Y	7,982	N	0	N
DSS	IMMACULATE CONCEPTION SHELTER &	064ICS-ESS-26/06DSS3701NV	10/1/2006	9/30/2007	235,190	58,798	Y	58,798	N	0	N
DSS	IMMACULATE CONCEPTION SHELTER &	Emergency Shelter Services	10/1/2007	9/30/2008	262,246	201,684	Y	132,905	N	0	N

STATE OF CONNECTICUT

Purchase of Service Contracts  
 DETAILS BY AGENCY  
 Fiscal Year 2008



<u>Agency</u>	<u>Contractor</u>	<u>Description of Service</u>	<u>Begin DT</u>	<u>Expire DT</u>	<u>Contract Amt</u>	<u>2008 Pymnt</u>	<u>Federal Y or N</u>	<u>Federal Pymnt</u>	<u>Private Y or N</u>	<u>Private Pymnt</u>	<u>Competitively Bid Y or N</u>
DSS	INDEPENDENCE NORTHWEST INC	088INI-AID-10 / 06DSS3601DI	10/1/2006	9/30/2007	66,645	16,663	N	0	N	0	N
DSS	INDEPENDENCE NORTHWEST INC	Bureau of Rehab. Ser.	7/1/2007	6/30/2010	471,300	142,559	N	0	N	0	N
DSS	INDEPENDENCE NORTHWEST INC	AIDS Residential Program	10/1/2007	9/30/2010	497,341	84,206	Y	12,038	N	0	N
DSS	INDEPENDENCE UNLIMITED INC	Community Service Program	10/1/2006	9/30/2007	17,286	0	N	0	N	0	N
DSS	INDEPENDENCE UNLIMITED INC	Counseling and housing and inf	10/1/2007	9/30/2008	17,804	13,482	N	0	N	0	N
DSS	INDEPENDENCE UNLIMITED INC	Bureau of Rehab. Serv.	7/1/2007	6/30/2010	471,300	142,560	Y	10,000	N	0	N
DSS	INTERFAITH HSG ASSOC	Emergency Shelter Services	4/1/2008	6/30/2009	29,333	4,551	N	0	N	0	N
DSS	INTERFAITH HSG ASSOC	158IHA-ESS-22/06DSS3701OA	10/1/2006	9/30/2007	144,540	36,135	Y	36,135	N	0	N
DSS	INTERFAITH HSG ASSOC	Emergency Shelter Services	10/1/2007	9/30/2008	148,876	111,657	Y	89,633	N	0	N
DSS	INTERFAITH SOCIAL ACTION CORPORATION	Child Day Care for ISAC	1/1/2007	12/31/2007	485,056	279,468	Y	134,871	N	0	N
DSS	INTERFAITH SOCIAL ACTION CORPORATION	Child Day Care for ISAC	1/1/2008	12/31/2008	642,000	340,901	Y	195,610	N	0	N
DSS	INTL INST OF CT INC	Refugee Assistance Program	10/1/2007	9/30/2008	23,750	17,813	Y	17,813	N	0	N
DSS	INTL INST OF CT INC	Refugee Assistance Program	10/1/2007	9/30/2008	55,000	41,250	Y	41,250	N	0	N
DSS	INTL INST OF CT INC	015IIC-RAP-58/06DSS4811OB	10/1/2006	9/30/2007	55,000	13,750	Y	13,750	N	0	N
DSS	INTL INST OF CT INC	Refugee Assistance Program	10/1/2007	9/30/2008	115,000	86,250	Y	86,250	N	0	N
DSS	INTL INST OF CT INC	Refugee Assistance	10/1/2006	9/30/2007	130,000	32,500	Y	32,500	N	0	N
DSS	JEWISH FAMILY SERVICE OF STAMFORD INC	Family Counseling Services	7/1/2006	6/30/2010	58,174	14,666	N	0	N	0	N
DSS	JEWISH FAMILY SERVICE OF STAMFORD INC	135JFS-SCS-12	7/1/2006	6/30/2008	106,558	0	Y	0	N	0	N

STATE OF CONNECTICUT

Purchase of Service Contracts  
 DETAILS BY AGENCY  
 Fiscal Year 2008



<u>Agency</u>	<u>Contractor</u>	<u>Description of Service</u>	<u>Begin DT</u>	<u>Expire DT</u>	<u>Contract Amt</u>	<u>2008 Pymnt</u>	<u>Federal Y or N</u>	<u>Federal Pymnt</u>	<u>Private Y or N</u>	<u>Private Pymnt</u>	<u>Competitively Bid Y or N</u>
DSS	JEWISH FAMILY SERVICE OF STAMFORD INC	Senior Community Services Empl	7/1/2007	6/30/2008	362,577	362,577	Y	362,577	N	0	N
DSS	JOHN D'AMELIA AND ASSOCIATES LLC	Refugee Assistance	10/1/2003	7/27/2007	504,156,850	224,125	Y	149,039	N	0	Y
DSS	JOHN D'AMELIA AND ASSOCIATES LLC	Housing Assistance - Administr	7/16/2007	7/15/2010	508,733,068	67,311,181	Y	49,992,212	N	0	Y
DSS	JUNTA FOR PROGRESSIVE ACTION	community services	10/1/2006	12/31/2007	20,800	5,200	N	0	N	0	N
DSS	JUNTA FOR PROGRESSIVE ACTION	Education & Training and Emplo	10/1/2007	9/30/2008	21,424	16,224	N	0	N	0	N
DSS	JUNTA FOR PROGRESSIVE ACTION	Human Resource Development	1/1/2007	12/31/2007	58,268	29,134	Y	29,134	N	0	N
DSS	JUNTA FOR PROGRESSIVE ACTION	case management, information a	1/1/2008	12/31/2008	63,016	31,508	Y	22,332	N	0	N
DSS	JUNTA FOR PROGRESSIVE ACTION	Human Resources Hispanic	10/1/2006	9/30/2007	157,464	0	N	0	N	0	N
DSS	JUNTA FOR PROGRESSIVE ACTION	Hispanic Human Resource Dev.	10/1/2007	9/30/2008	161,695	121,271	N	0	N	0	N
DSS	KANGAROO'S KORNER INC	Child Day Care for Kangaroo's	1/1/2008	12/31/2008	61,318	32,534	Y	18,680	N	0	N
DSS	KANGAROO'S KORNER INC	Child Day Care for Kangaroo's	1/1/2007	12/31/2007	61,318	35,388	Y	17,072	N	0	N
DSS	LA CASA BIENVENIDA INC	151LCB-HRD-11/07DSS4001PK	1/1/2007	12/31/2007	2,590	0	Y	0	N	0	N
DSS	LA CASA BIENVENIDA INC	Human Resource Development for	1/1/2008	12/31/2008	2,801	700	Y	462	N	0	N
DSS	LA CASA BIENVENIDA INC	Special Funding	5/1/2008	4/30/2009	5,000	0	N	0	N	0	N
DSS	LEEWAY INC	093LWI-AID-09 / 06DSS3601PU	10/1/2006	9/30/2007	171,758	42,940	N	0	N	0	N
DSS	LEEWAY INC	AIDS Shelter	10/1/2007	9/30/2010	567,054	155,384	Y	30,434	N	0	N
DSS	LIBERTY COMMUNITY SERVICES	093LCS-AID-07 / 06DSS3601PW	10/1/2006	9/30/2007	522,655	130,664	N	10,395	N	0	N
DSS	LIBERTY COMMUNITY SERVICES	AIDS Shelter	10/1/2007	9/30/2010	1,708,876	456,170	Y	99,818	N	0	N

STATE OF CONNECTICUT

Purchase of Service Contracts  
 DETAILS BY AGENCY  
 Fiscal Year 2008



<u>Agency</u>	<u>Contractor</u>	<u>Description of Service</u>	<u>Begin DT</u>	<u>Expire DT</u>	<u>Contract Amt</u>	<u>2008 Pymnt</u>	<u>Federal Y or N</u>	<u>Federal Pymnt</u>	<u>Private Y or N</u>	<u>Private Pymnt</u>	<u>Competitively Bid Y or N</u>
DSS	LIFE HAVEN INC	Family Miscellaneous	4/1/2008	6/30/2009	300,000	150,000	N	0	N	0	N
DSS	LIFE HAVEN INC	Emergency Shelter Services	10/1/2006	9/30/2007	308,532	64,663	Y	64,663	N	0	N
DSS	LIFE HAVEN INC	Emergency Shelter Services	10/1/2007	12/31/2008	317,788	238,341	Y	128,368	N	0	N
DSS	LOWER NAUGATUCK VLY PARENT	126PCR-SBG-14/06DSS5001UU	10/1/2006	9/30/2007	9,868	4,934	Y	4,934	N	0	N
DSS	LOWER NAUGATUCK VLY PARENT	Social Services Block Grant	10/1/2007	9/30/2008	10,164	5,082	Y	4,786	N	0	N
DSS	LUTHERAN COMM SVCS OF SNE	064LCS-RAP-06/06DSS4801QJ	10/1/2006	9/30/2007	26,000	6,500	Y	6,500	N	0	N
DSS	MADONNA PLACE INC	Fatherhood Initiative	7/1/2007	6/30/2008	41,667	41,667	N	0	N	0	N
DSS	MADONNA PLACE INC	Promoting Responsible Fatherho	12/1/2006	9/30/2007	160,467	40,117	Y	40,117	N	0	N
DSS	MADONNA PLACE INC	Promoting responsible fatherho	10/1/2007	9/30/2011	546,890	102,542	Y	102,542	N	0	N
DSS	MANCHESTER AREA CONF OF CHURCHES	Emergency Shelter Services	4/1/2008	6/30/2009	96,238	21,238	N	0	N	0	N
DSS	MANCHESTER AREA CONF OF CHURCHES	Emergency Shelter	10/1/2006	9/30/2007	153,468	38,367	Y	38,367	N	0	N
DSS	MANCHESTER AREA CONF OF CHURCHES	Emergency Shelter Services	10/1/2007	9/30/2008	158,072	118,554	Y	102,492	N	0	N
DSS	MANCHESTER MEMORIAL HOSPITAL	Pediatric Dental Outreach	7/1/2007	6/30/2008	15,000	15,000	N	0	Y	15,000	N
DSS	MANSFIELD TOWN TREASURER	Social Services Block Grant	10/1/2006	9/30/2007	3,657	3,657	Y	3,657	N	0	N
DSS	MANSFIELD TOWN TREASURER	Social Services Block Grant	10/1/2007	9/30/2008	3,766	0	Y	0	N	0	N
DSS	MANSFIELD TOWN TREASURER	078-SFM-01	5/1/2008	4/30/2009	8,450	0	N	0	N	0	N
DSS	MANSFIELD TOWN TREASURER	Child Day Care for Mansfield	1/1/2007	12/31/2007	244,348	126,262	Y	59,171	N	0	N
DSS	MANSFIELD TOWN TREASURER	Child Day Care for Mansfield	1/1/2008	12/31/2008	319,199	176,483	Y	100,326	N	0	N

STATE OF CONNECTICUT

Purchase of Service Contracts  
 DETAILS BY AGENCY  
 Fiscal Year 2008



<u>Agency</u>	<u>Contractor</u>	<u>Description of Service</u>	<u>Begin DT</u>	<u>Expire DT</u>	<u>Contract Amt</u>	<u>2008 Pymnt</u>	<u>Federal Y or N</u>	<u>Federal Pymnt</u>	<u>Private Y or N</u>	<u>Private Pymnt</u>	<u>Competitively Bid Y or N</u>
DSS	MARC INC OF MANCHESTER	06DSS6001QV/077-BRS-1QV-01	12/1/2006	9/30/2007	10,000	331	Y	331	N	0	N
DSS	MATTATUCK SENIOR CENTER INC	Special Funding	5/1/2008	4/30/2009	5,000	0	N	0	N	0	N
DSS	MCSWEENER REGIONAL SENIOR CENTER	Special Funding	5/1/2008	4/30/2009	5,000	0	N	0	N	0	N
DSS	MERCY HOUSING & SHELTERCORP	064MHS-ESS-29/06DSS3701RN	10/1/2006	9/30/2007	37,754	9,439	N	0	N	0	N
DSS	MERCY HOUSING & SHELTERCORP	Emergency Shelter Services	10/1/2007	9/30/2008	38,887	29,165	N	0	N	0	N
DSS	MERCY HOUSING & SHELTERCORP	Transitional Living Program	10/1/2007	9/30/2008	243,731	182,798	Y	13,953	N	0	N
DSS	MERCY HOUSING & SHELTERCORP	Transitional Living	10/1/2006	9/30/2007	243,731	60,933	Y	25,675	N	0	N
DSS	MERCY HOUSING & SHELTERCORP	Transitional Living Program	10/1/2007	9/30/2008	344,166	258,125	Y	79,958	N	0	N
DSS	MERCY HOUSING & SHELTERCORP	064MHS-AID-17 / 06DSS3601RN	10/1/2006	9/30/2007	427,546	106,887	Y	31,887	N	0	N
DSS	MERCY HOUSING & SHELTERCORP	064MHS-TLP-38	10/1/2006	9/30/2007	688,332	86,042	Y	49,548	N	0	N
DSS	MERCY HOUSING & SHELTERCORP	AIDS Shelter	10/1/2007	9/30/2010	1,637,466	412,082	Y	37,269	N	0	N
DSS	MERIDEN TOWN TREASURER	080-SFM-01	5/1/2008	4/30/2009	8,450	0	N	0	N	0	N
DSS	MERIDEN TOWN TREASURER	080-HHD-10	10/1/2006	9/30/2007	98,796	24,699	N	24,699	N	0	N
DSS	MERIDEN TOWN TREASURER	Hispanic Human Resources	10/1/2007	9/30/2008	102,293	76,720	Y	0	N	0	N
DSS	MERIDEN TOWN TREASURER	Teen Pregnancy Prevention	7/1/2007	6/30/2010	215,400	71,800	N	0	N	0	Y
DSS	MERIDEN TOWN TREASURER	Child Day Care for Meriden	1/1/2007	12/31/2007	327,860	153,527	Y	71,743	N	0	N
DSS	MERIDEN TOWN TREASURER	Child Day Care for Meriden	1/1/2008	12/31/2008	401,250	219,731	Y	109,561	N	0	N
DSS	MERIDEN WALLINGFORD CHRYSALIS	080MWC-TLP-17 Meriden Wallingf	10/1/2006	9/30/2007	52,979	13,245	Y	13,245	N	0	N

STATE OF CONNECTICUT

Purchase of Service Contracts  
 DETAILS BY AGENCY  
 Fiscal Year 2008



<u>Agency</u>	<u>Contractor</u>	<u>Description of Service</u>	<u>Begin DT</u>	<u>Expire DT</u>	<u>Contract Amt</u>	<u>2008 Pymnt</u>	<u>Federal Y or N</u>	<u>Federal Pymnt</u>	<u>Private Y or N</u>	<u>Private Pymnt</u>	<u>Competitively Bid Y or N</u>
DSS	MERIDEN WALLINGFORD CHRYSALIS	Transitinal Living Program	10/1/2007	9/30/2008	54,568	40,926	Y	8,200	N	0	N
DSS	MERIDEN WALLINGFORD CHRYSALIS	080MWC-SSP-245Meriden-Wallingf	10/1/2006	9/30/2007	176,640	35,909	Y	8,325	N	27,584	N
DSS	MERIDEN WALLINGFORD CHRYSALIS	Emerg.Shelter Dom.Viol.	10/1/2007	6/30/2009	330,237	156,652	Y	63,136	N	0	N
DSS	MHA CONGER HOUSE LLC	Housing Assistance	10/1/2007	9/30/2010	249,619	40,884	N	0	N	0	N
DSS	MICAH HOUSING INC	051MHI-SHP-01	4/1/2008	3/31/2011	217,092	0	N	0	N	0	N
DSS	MOUNT OLIVE SENIOR CENTER INC	Human Resource Development	1/1/2007	12/31/2007	0	1,325	N	0	N	0	N
DSS	MOUNT OLIVE SENIOR CENTER INC	Human Resource Development	1/1/2008	12/31/2008	2,801	1,401	Y	0	N	0	N
DSS	MOUNT OLIVE SENIOR CENTER INC	Special Funding	5/1/2008	4/30/2009	5,000	0	N	0	N	0	N
DSS	MT OLIVE CHILD DEV CTR INC	Child Day Care for Mt. Olive C	1/1/2007	12/31/2007	2,363,770	1,312,909	Y	699,743	N	0	N
DSS	MT OLIVE CHILD DEV CTR INC	Child Day Care for Mt. Olive C	1/1/2008	12/31/2008	2,730,527	1,448,030	Y	833,015	N	0	N
DSS	MY SISTERS PLACE INC	Emergency Shelter Services	4/1/2008	6/30/2009	50,000	25,000	N	0	N	0	N
DSS	MY SISTERS PLACE INC	064MSP-TLP-16	10/1/2006	9/30/2008	77,932	0	Y	0	N	0	N
DSS	MY SISTERS PLACE INC	Transitional Living Program	10/1/2007	9/30/2008	80,270	40,134	Y	0	N	0	N
DSS	MY SISTERS PLACE INC	06DSS3701SQ/064MSP-ESS-20	10/1/2006	9/30/2007	192,391	48,098	Y	48,098	N	0	N
DSS	MY SISTERS PLACE INC	Emergency Shelter Services	10/1/2007	9/30/2008	198,163	148,622	Y	114,537	N	0	N
DSS	MYSTIC AREA SHELTER AND HOSPITALITY INC	Emergency Shelter Services - C	4/1/2008	6/30/2009	47,121	22,121	N	0	N	0	N
DSS	N WEST CTR FOR FAMILY SERVICE &	143NCF-FCS-10	7/1/2006	6/30/2010	87,348	22,027	N	0	N	0	N
DSS	NAMI OF CONNECTICUT INC	159NAM-ELD-02	8/1/2006	12/31/2007	40,000	0	Y	0	N	0	N



STATE OF CONNECTICUT

Purchase of Service Contracts  
 DETAILS BY AGENCY  
 Fiscal Year 2008



<u>Agency</u>	<u>Contractor</u>	<u>Description of Service</u>	<u>Begin DT</u>	<u>Expire DT</u>	<u>Contract Amt</u>	<u>2008 Pymnt</u>	<u>Federal Y or N</u>	<u>Federal Pymnt</u>	<u>Private Y or N</u>	<u>Private Pymnt</u>	<u>Competitively Bid Y or N</u>
DSS	NAUGATUCK TOWN TREASURER	06DSS5001SW/088-SBG-27	1/1/2006	9/30/2007	9,478	2,369	Y	2,369	N	0	N
DSS	NAUGATUCK TOWN TREASURER	Services Block Grant	10/1/2007	9/30/2008	9,762	7,321	Y	7,037	N	0	N
DSS	NAUGATUCK TOWN TREASURER	Child Day Care for Naugatuck	1/1/2007	12/31/2007	242,528	125,322	Y	58,730	N	0	N
DSS	NAUGATUCK TOWN TREASURER	Child Day Care for Naugatuck	1/1/2008	12/31/2008	321,000	195,066	Y	108,704	N	0	N
DSS	NCAAA	health information	7/1/2007	6/30/2008	356,246	356,246	Y	112,698	Y	160,000	N
DSS	NCAAA	Social and Nutrition Services	7/1/2007	6/30/2009	2,640,512	1,320,256	Y	217,966	N	0	N
DSS	NCAAA	06dss06011tt	10/1/2006	9/30/2007	3,488,772	1,513,143	Y	1,513,143	N	0	N
DSS	NCAAA	Federal Funds	10/1/2007	10/15/2008	3,503,797	2,543,825	Y	2,518,425	N	0	N
DSS	NEHEMIAH HOUSING CORP	06DSS3801SX/083NHC-TLP-14	10/1/2006	9/30/2008	44,792	0	Y	0	N	0	N
DSS	NEHEMIAH HOUSING CORP	Transitional Living Program	10/1/2007	12/31/2008	44,792	33,594	Y	0	N	0	N
DSS	NEON	Helps seniors find needed mean	7/1/2007	6/30/2008	8,917	8,917	N	0	N	0	N
DSS	NEON	103C-SBG-74 / 06DSS5011UB	10/1/2006	9/30/2007	27,436	6,859	Y	6,859	N	0	N
DSS	NEON	103C-SBG-76 / 07DSS5011UB	10/1/2007	9/30/2008	28,259	21,194	Y	20,371	N	0	N
DSS	NEON	103C-SBG-76 / 07DSS5001UB	1/1/2007	12/31/2007	30,780	15,390	Y	15,390	N	0	N
DSS	NEON	Social Services Block Grant	1/1/2008	12/31/2008	31,703	15,851	Y	14,928	N	0	N
DSS	NEON	103C-SBG-75 / 06DSS5021UB	10/1/2006	9/30/2007	37,604	9,401	Y	9,401	N	0	N
DSS	NEON	Social Services Block Grant	10/1/2007	9/30/2008	38,732	28,203	Y	27,075	N	0	N
DSS	NEON	Food Stamp Employment	10/1/2007	9/30/2010	74,965	23,205	Y	22,947	N	0	N

STATE OF CONNECTICUT

Purchase of Service Contracts  
 DETAILS BY AGENCY  
 Fiscal Year 2008



<u>Agency</u>	<u>Contractor</u>	<u>Description of Service</u>	<u>Begin DT</u>	<u>Expire DT</u>	<u>Contract Amt</u>	<u>2008 Pymnt</u>	<u>Federal Y or N</u>	<u>Federal Pymnt</u>	<u>Private Y or N</u>	<u>Private Pymnt</u>	<u>Competitively Bid Y or N</u>
DSS	NEON	103C-HHD-23	10/1/2006	9/30/2007	80,825	20,206	Y	11,076	N	0	N
DSS	NEON	Hispanic Human Resources	10/1/2007	9/30/2008	83,686	62,765	Y	0	N	0	N
DSS	NEON	Transitional Living Program	10/1/2007	9/30/2008	100,660	75,495	N	20,150	N	0	N
DSS	NEON	06DSS3801UB/103C-TLP-13	10/1/2006	9/30/2007	100,660	25,165	N	0	N	0	N
DSS	NEON	Eviction Prevention Program	1/1/2006	12/31/2008	146,305	48,042	Y	36,042	N	0	N
DSS	NEON	103C-FSE-01-A1	1/1/2005	9/30/2007	205,683	11,730	Y	11,730	N	0	Y
DSS	NEON	Community Services Block Grant	1/1/2008	12/31/2008	522,220	278,000	Y	138,856	N	0	N
DSS	NEON	Fuel Assistance	10/1/2006	9/30/2007	991,287	6,374	Y	6,374	N	0	N
DSS	NEON	Community Services Block Grant	1/1/2006	12/31/2007	991,727	227,903	Y	89,749	N	0	N
DSS	NEON	Child Day Care for NEON	1/1/2007	12/31/2007	1,217,356	778,125	Y	443,633	N	0	N
DSS	NEON	Child Day Care for NEON	1/1/2008	12/31/2008	1,297,423	692,842	Y	439,361	N	0	N
DSS	NEON	Fuel Assistance	10/1/2007	9/30/2008	1,317,592	1,176,838	Y	1,172,112	N	0	N
DSS	NETWORK AGAINST DOMESTIC ABUSE OF NC CT	Emergency Shelters for Domesti	10/1/2006	9/30/2007	176,640	35,909	Y	35,909	Y	0	N
DSS	NETWORK AGAINST DOMESTIC ABUSE OF NC CT	Shelter for Domestic Violence	10/1/2007	6/30/2009	321,789	140,731	Y	52,411	N	0	N
DSS	NEW BRITAIN CITY TREASURER	special funding initiative for	5/1/2008	4/30/2009	5,000	0	N	0	N	0	N
DSS	NEW CANAAN TOWN TREASURER	Child Day Care for New Canaan	1/1/2008	12/31/2008	227,919	118,192	Y	65,933	N	0	N
DSS	NEW CANAAN TOWN TREASURER	Child Day Care for New Canaan	1/1/2007	12/31/2007	252,003	99,743	Y	45,888	N	0	N
DSS	NEW ENGLAND COGNITIVE CENTER	07DSS0402GP/064NEC-GYM-4	7/1/2007	6/30/2008	51,745	51,745	N	0	N	0	N

STATE OF CONNECTICUT

Purchase of Service Contracts  
 DETAILS BY AGENCY  
 Fiscal Year 2008



<u>Agency</u>	<u>Contractor</u>	<u>Description of Service</u>	<u>Begin DT</u>	<u>Expire DT</u>	<u>Contract Amt</u>	<u>2008 Pymnt</u>	<u>Federal Y or N</u>	<u>Federal Pymnt</u>	<u>Private Y or N</u>	<u>Private Pymnt</u>	<u>Competitively Bid Y or N</u>
DSS	NEW ENGLAND COGNITIVE CENTER	064NEC-GYM-3	7/1/2006	6/30/2008	62,996	0	N	0	Y	0	N
DSS	NEW FAIRFIELD TOWN TREASURER	091-SFM-01	5/1/2008	4/30/2009	8,450	0	N	0	N	0	N
DSS	NEW HAVEN FAM ALLIANCE INC	Fatherhood Initiative	7/1/2007	6/30/2008	41,667	41,667	N	0	N	0	N
DSS	NEW HAVEN FAM ALLIANCE INC	Promoting Responsible Fatherho	12/1/2006	9/30/2007	160,467	40,117	Y	40,117	N	0	N
DSS	NEW HAVEN FAM ALLIANCE INC	Promoting responsible fatherho	10/1/2007	9/20/2011	546,890	102,542	Y	102,542	N	0	N
DSS	NEW HAVEN HOME RECOVERY INC	Prepare Sheltered clients for	6/1/2008	5/31/2010	100,000	0	N	0	N	0	N
DSS	NEW HAVEN HOME RECOVERY INC	Emergency Shelter Services	4/1/2008	6/30/2009	150,000	75,000	N	0	N	0	N
DSS	NEW HAVEN HOME RECOVERY INC	093NHH-SHP-02 SRAP(APPR-1614	3/1/2008	2/28/2011	241,090	0	N	0	N	0	N
DSS	NEW HAVEN HOME RECOVERY INC	093NHH-ESS-07/06DSS3701TI	10/1/2006	9/30/2007	244,971	61,243	Y	17,843	N	0	N
DSS	NEW HAVEN HOME RECOVERY INC	093NHH-AID-12 / 06DSS3601TI	10/1/2006	9/30/2007	251,607	62,902	Y	21,234	N	0	N
DSS	NEW HAVEN HOME RECOVERY INC	Emergency Shelter Services	10/1/2007	9/30/2008	252,320	183,728	Y	63,514	N	0	N
DSS	NEW HAVEN HOME RECOVERY INC	AIDS Shelter	10/1/2007	9/30/2010	801,376	198,323	Y	18,811	N	0	N
DSS	NEW HAVEN LIFE RESOURCE CENTER INC	06DSS3701TJ/093HRC-ESS-12	10/1/2006	12/31/2007	26,569	6,642	Y	6,642	N	0	N
DSS	NEW HAVEN LIFE RESOURCE CENTER INC	Emergency Shelter Services	10/1/2007	9/30/2008	27,366	20,525	Y	6,530	N	0	N
DSS	NEW LIFE CORPORATION	093NLC-HHD-02	10/1/2006	9/30/2007	100,000	25,000	Y	25,000	N	0	N
DSS	NEW LIFE CORPORATION	Hispanic Human Resources	10/1/2007	9/30/2008	153,540	127,655	Y	0	N	0	N
DSS	NEW LONDON HOMELESS HOSPITALITY	Emergency Shelter Services	4/1/2008	6/30/2009	33,964	10,402	N	0	N	0	N
DSS	NEW OPPORTUNITIES INC	Helps seniors find needed mean	7/1/2007	6/30/2008	8,917	8,917	N	0	N	0	N

STATE OF CONNECTICUT

Purchase of Service Contracts  
 DETAILS BY AGENCY  
 Fiscal Year 2008



<u>Agency</u>	<u>Contractor</u>	<u>Description of Service</u>	<u>Begin DT</u>	<u>Expire DT</u>	<u>Contract Amt</u>	<u>2008 Pymnt</u>	<u>Federal Y or N</u>	<u>Federal Pymnt</u>	<u>Private Y or N</u>	<u>Private Pymnt</u>	<u>Competitively Bid Y or N</u>
DSS	NEW OPPORTUNITIES INC	151C-SBG-05/07DSS5001TO	1/1/2007	3/31/2008	30,780	15,390	Y	15,390	N	0	N
DSS	NEW OPPORTUNITIES INC	ADA information and referrals	1/1/2008	12/31/2008	31,703	15,852	Y	14,928	N	0	N
DSS	NEW OPPORTUNITIES INC	Fatherhood Initiative	7/1/2007	6/30/2008	41,667	41,667	N	0	N	0	N
DSS	NEW OPPORTUNITIES INC	06DSS1301TO/151C-HHD-23	10/1/2006	9/30/2007	51,609	12,902	N	7,815	N	0	N
DSS	NEW OPPORTUNITIES INC	Hispanic Human Resources	10/1/2007	9/30/2008	53,436	40,077	Y	0	N	0	N
DSS	NEW OPPORTUNITIES INC	151C-AID-19 / 06DSS3611TO	10/1/2006	9/30/2007	56,165	14,041	N	0	N	0	N
DSS	NEW OPPORTUNITIES INC	AIDS Residential Programs	10/1/2006	12/31/2007	60,832	15,208	Y	0	N	0	N
DSS	NEW OPPORTUNITIES INC	06DSS3801TO/151C-TLP-08	10/1/2006	3/31/2008	69,506	17,377	N	0	N	0	N
DSS	NEW OPPORTUNITIES INC	Transitional Living Program	10/1/2007	9/30/2008	71,591	53,693	N	0	N	0	N
DSS	NEW OPPORTUNITIES INC	social service block grant	10/1/2006	6/30/2008	88,000	11,853	Y	11,853	N	0	N
DSS	NEW OPPORTUNITIES INC	Social Services Block Grant	10/1/2007	9/30/2008	90,640	67,980	Y	65,340	N	0	N
DSS	NEW OPPORTUNITIES INC	151C-EPP-21	1/1/2006	12/31/2008	130,791	42,948	Y	32,148	N	0	Y
DSS	NEW OPPORTUNITIES INC	Responsible Fatherhood	1/23/2007	9/30/2007	160,467	40,117	Y	40,117	N	0	N
DSS	NEW OPPORTUNITIES INC	AIDS Shelter	10/1/2007	9/30/2010	178,886	44,271	Y	443	N	0	N
DSS	NEW OPPORTUNITIES INC	New Opportunites inc. - EPP	1/1/2006	12/31/2008	230,517	82,002	Y	60,814	N	0	N
DSS	NEW OPPORTUNITIES INC	AIDS Shelters	10/1/2007	9/30/2010	478,827	79,624	Y	11,425	N	0	N
DSS	NEW OPPORTUNITIES INC	Emergency Shelter Services	10/1/2006	9/30/2007	493,795	123,449	Y	84,094	N	0	N
DSS	NEW OPPORTUNITIES INC	Emergency Shelter Services	10/1/2007	9/30/2008	508,608	381,456	Y	262,985	N	0	N

STATE OF CONNECTICUT

Purchase of Service Contracts  
 DETAILS BY AGENCY  
 Fiscal Year 2008



<u>Agency</u>	<u>Contractor</u>	<u>Description of Service</u>	<u>Begin DT</u>	<u>Expire DT</u>	<u>Contract Amt</u>	<u>2008 Pymnt</u>	<u>Federal Y or N</u>	<u>Federal Pymnt</u>	<u>Private Y or N</u>	<u>Private Pymnt</u>	<u>Competitively Bid Y or N</u>
DSS	NEW OPPORTUNITIES INC	Energy Conservation / Weatheri	4/1/2008	3/31/2009	546,758	136,690	Y	136,690	N	0	N
DSS	NEW OPPORTUNITIES INC	Promoting Responsible Fatherho	10/1/2007	9/30/2011	546,890	102,542	Y	102,542	N	0	N
DSS	NEW OPPORTUNITIES INC	Energy Conservation / Weatheri	4/1/2007	6/30/2008	634,193	323,174	Y	323,174	N	0	N
DSS	NEW OPPORTUNITIES INC	Child Day Care for New Opportu	1/1/2007	12/31/2007	1,154,858	613,332	Y	304,316	N	0	N
DSS	NEW OPPORTUNITIES INC	Child Day Care for New Opportu	1/1/2008	12/31/2008	1,314,670	663,124	Y	400,431	N	0	N
DSS	NEW OPPORTUNITIES INC	Community Services Block Grant	1/1/2008	12/31/2008	1,521,248	829,937	Y	516,662	N	0	N
DSS	NEW OPPORTUNITIES INC	151C-CBG-35	1/1/2006	12/31/2007	2,841,872	755,303	Y	506,573	N	0	N
DSS	NEW OPPORTUNITIES INC	Program Services	10/1/2006	9/30/2007	9,882,579	81,113	Y	81,113	N	0	N
DSS	NEW OPPORTUNITIES INC	Fuel Assistance	10/1/2007	9/30/2008	16,993,033	15,213,826	Y	15,213,826	N	0	N
DSS	NEWINGTON TOWN TREASURER	Personnel and equipment	5/1/2008	4/30/2009	8,450	0	N	0	N	0	N
DSS	NEWINGTON TOWN TREASURER	Community Service Program.	7/1/2007	6/30/2008	37,205	37,205	N	0	N	0	N
DSS	NEWTOWN TOWN TREASURER	Child Day Care for Newtown	1/1/2007	12/31/2007	181,896	93,991	Y	44,048	N	0	N
DSS	NEWTOWN TOWN TREASURER	Child Day Care for Newtown	1/1/2008	12/31/2008	240,750	129,708	Y	73,705	N	0	N
DSS	NORTH HAVEN TOWN TREASURER	Special Funding	5/1/2008	4/30/2009	5,000	0	N	0	N	0	N
DSS	NORTH HAVEN TOWN TREASURER	Child Day Care for North Haven	1/1/2007	12/31/2007	196,560	96,883	Y	46,693	N	0	N
DSS	NORTH HAVEN TOWN TREASURER	Child Day Care for North Haven	1/1/2008	12/31/2008	228,639	119,636	Y	61,039	N	0	N
DSS	NORTHFIELD VOLUNTEER FIRE COMPANY	Neighborhood Facilities	10/1/2006	9/30/2007	387,353	0	N	0	N	0	N
DSS	NORTHWEST REGIONAL WORKFORCE	Transportation to Work	1/1/2007	12/31/2008	1,262,043	629,717	Y	0	N	0	N

STATE OF CONNECTICUT

Purchase of Service Contracts  
 DETAILS BY AGENCY  
 Fiscal Year 2008



<u>Agency</u>	<u>Contractor</u>	<u>Description of Service</u>	<u>Begin DT</u>	<u>Expire DT</u>	<u>Contract Amt</u>	<u>2008 Pymnt</u>	<u>Federal Y or N</u>	<u>Federal Pymnt</u>	<u>Private Y or N</u>	<u>Private Pymnt</u>	<u>Competitively Bid Y or N</u>
DSS	NORTHWESTERN CONNECTICUT YMCA INC	162YMC-ESS-03/06DSS3701TZ	10/1/2006	9/30/2007	64,217	16,054	Y	16,054	N	0	N
DSS	NORTHWESTERN CONNECTICUT YMCA INC	Emergency Shelter Services	10/1/2007	9/30/2008	66,143	49,607	Y	48,162	N	0	N
DSS	NORWALK EMERGENCY SHELTER INC	07DSS3801UC/103NES-BSP-08	1/1/2007	12/31/2007	51,491	25,746	N	0	N	0	N
DSS	NORWALK EMERGENCY SHELTER INC	To assist families transitioni	1/1/2008	12/31/2008	53,036	26,518	N	0	N	0	N
DSS	NORWALK EMERGENCY SHELTER INC	103NES-ESS-08/06DSS3701UC	10/1/2006	12/31/2007	384,626	169,922	Y	131,786	N	0	N
DSS	NORWALK EMERGENCY SHELTER INC	Emergency Shelter Services	10/1/2007	9/30/2008	396,164	297,123	Y	186,858	N	0	N
DSS	OIC OF NEW LONDON INC	095OIC-CSV-04	10/1/2006	9/30/2007	32,240	8,060	N	0	N	0	N
DSS	OIC OF NEW LONDON INC	Case management, counseling an	10/1/2007	9/30/2008	33,207	25,148	N	0	N	0	N
DSS	OP HOPE OF FAIRFIELD INC	Emergency Shelter Services	4/1/2008	6/30/2009	50,000	25,000	N	0	N	0	N
DSS	OP HOPE OF FAIRFIELD INC	07DSS3801UJ/051OHF-BSP-01	1/1/2007	12/31/2007	51,491	25,746	N	0	N	0	Y
DSS	OP HOPE OF FAIRFIELD INC	Beyond Shelter Program	1/1/2008	12/30/2008	53,036	26,518	N	0	N	0	N
DSS	OP HOPE OF FAIRFIELD INC	06DSS3701UJ/051OHI-ESS-20	10/1/2006	9/30/2008	145,025	36,256	Y	36,256	N	0	N
DSS	OP HOPE OF FAIRFIELD INC	Emergency Shelter Services	10/1/2007	9/30/2008	149,375	112,031	Y	108,768	N	0	N
DSS	OP HOPE OF FAIRFIELD INC	Supportive Housing Program for	2/1/2007	1/31/2010	624,000	78,000	N	0	N	0	N
DSS	OPEN HEARTH ASSOCIATION	06DSS3701UI/064OHA-ESS-18	10/1/2006	12/31/2007	155,141	38,785	Y	38,785	N	0	N
DSS	OPEN HEARTH ASSOCIATION	Emergency Shelter Services	10/1/2007	9/30/2008	159,795	119,846	Y	93,941	N	0	N
DSS	OPEN HEARTH ASSOCIATION	Transitional Living Program	10/1/2006	9/30/2007	232,987	58,247	Y	16,166	N	0	N
DSS	OPEN HEARTH ASSOCIATION	Transitional Living Program	10/1/2007	9/30/2008	274,977	214,983	Y	0	N	0	N

STATE OF CONNECTICUT

Purchase of Service Contracts  
 DETAILS BY AGENCY  
 Fiscal Year 2008



<u>Agency</u>	<u>Contractor</u>	<u>Description of Service</u>	<u>Begin DT</u>	<u>Expire DT</u>	<u>Contract Amt</u>	<u>2008 Pymnt</u>	<u>Federal Y or N</u>	<u>Federal Pymnt</u>	<u>Private Y or N</u>	<u>Private Pymnt</u>	<u>Competitively Bid Y or N</u>
DSS	OPTIMUS HEALTH CARE INC	Medical Operations	5/1/2007	4/30/2008	66,666	0	N	0	Y	0	N
DSS	ORANGE TOWN TREASURER	107-SFM-01	5/1/2008	4/30/2009	8,450	0	N	0	N	0	N
DSS	OUR LADY OF FATIMA DAY CARE CTR	Child Day Care for Our Lady of	1/1/2007	12/31/2007	313,747	181,069	Y	87,355	N	0	N
DSS	OUR LADY OF FATIMA DAY CARE CTR	Child Day Care for Our Lady of	1/1/2008	12/31/2008	328,754	174,425	Y	100,172	N	0	N
DSS	OXFORD TOWN TREASURER	108-SFM-01	5/1/2008	4/30/2009	10,680	0	N	0	N	0	N
DSS	PERCEPTION PROGRAMS INC	163PER-AID-12 / 06DSS3601UZ	10/1/2006	9/30/2007	372,567	108,042	Y	84,362	N	0	N
DSS	PERCEPTION PROGRAMS INC	AIDS Shelters	10/1/2007	9/30/2010	1,234,629	341,657	Y	175,257	N	0	N
DSS	PERSON TO PERSON INC	Eviction Prevention Program	1/1/2006	12/31/2008	151,853	49,864	Y	37,364	N	0	N
DSS	PHILLIBER RESEARCH ASSOC	Conduct Training and provide t	10/1/2007	6/30/2008	25,875	25,875	N	0	N	0	N
DSS	PITA COMMUNICATIONS LLC	PRF Promotional Materials	4/1/2008	12/31/2008	30,000	0	Y	0	N	0	N
DSS	PLAINVILLE DAY CARE CENTER	Child Day Care for Plainville	1/1/2007	12/31/2007	205,223	115,629	Y	55,691	N	0	N
DSS	PLAINVILLE DAY CARE CENTER	Child Day Care for Plainville	1/1/2008	12/31/2008	265,509	150,373	Y	78,354	N	0	N
DSS	PLANNED PARENTHOOD OF CT INC	093PPL-SBG-24 / 06DSS5001VG	10/1/2006	12/31/2008	1,058,325	264,581	Y	264,581	N	0	N
DSS	PLANNED PARENTHOOD OF CT INC	Social Services Block Grant	10/1/2007	9/30/2010	3,270,222	817,555	Y	785,805	N	0	N
DSS	PRUDENCE CRANDALL CTR FOR WOMEN	Emergency Shelters for Domesti	10/1/2006	9/30/2007	176,640	35,909	Y	35,909	Y	0	N
DSS	PRUDENCE CRANDALL CTR FOR WOMEN	Shelter for Domestic Violence	10/1/2007	6/30/2009	319,512	145,927	Y	50,000	N	0	N
DSS	RAM SCHOOL-AGE CHILD CARE INC	Before & After School - RAMSAC	7/1/2007	6/30/2008	23,862	23,862	N	0	N	0	N
DSS	REGIONAL GROWTH PARTNERSHIP	093RGP-TTW-08 / 07DSS3201XL	1/1/2007	3/31/2008	1,030,200	618,120	N	0	N	0	N

STATE OF CONNECTICUT

Purchase of Service Contracts  
 DETAILS BY AGENCY  
 Fiscal Year 2008



<u>Agency</u>	<u>Contractor</u>	<u>Description of Service</u>	<u>Begin DT</u>	<u>Expire DT</u>	<u>Contract Amt</u>	<u>2008 Pymnt</u>	<u>Federal Y or N</u>	<u>Federal Pymnt</u>	<u>Private Y or N</u>	<u>Private Pymnt</u>	<u>Competitively Bid Y or N</u>
DSS	REGIONAL NETWORK OF PROGRAMS INC	AIDS Shelter	10/1/2007	9/30/2010	152,561	37,755	Y	378	N	0	N
DSS	REGIONAL NETWORK OF PROGRAMS INC	015RNP-ESS-21/06DSS3701VY	10/1/2006	9/30/2007	317,358	79,340	Y	50,188	N	0	N
DSS	REGIONAL NETWORK OF PROGRAMS INC	Emergency Shelter Services	10/1/2007	9/30/2008	326,878	245,158	Y	120,301	N	0	N
DSS	RELIANCE HOUSE INC	Emergency Shelter Services	4/1/2008	6/30/2009	50,000	25,000	N	0	N	0	N
DSS	RICHARD PENNYMAN	housing assistance	10/1/2007	9/30/2008	9,720	7,290	N	0	N	0	N
DSS	RIVERFRONT CHILDREN'S CENTER INC	Child Day Care for Riverfront	1/1/2007	12/31/2007	122,637	70,776	Y	34,145	N	0	N
DSS	RIVERFRONT CHILDREN'S CENTER INC	Child Day Care for Riverfront	1/1/2008	12/31/2008	122,637	65,120	Y	37,367	N	0	N
DSS	ROSCCO STAMFORD SCHOOL COMMUNITY	Before & After School - ROSCCO	7/1/2007	6/30/2008	35,399	35,399	N	0	N	0	N
DSS	RSVP OF CENTRAL CT INC	Helps retired seniors get need	7/1/2007	6/30/2008	8,918	8,918	N	0	N	0	N
DSS	RUSHFORD CENTER INC	06DSS5001WM/083RCI-SBG-20	10/1/2006	9/30/2007	31,401	7,851	Y	7,851	N	0	N
DSS	RUSHFORD CENTER INC	Social Services Block Grant	10/1/2007	9/30/2008	32,343	24,257	N	23,315	N	0	N
DSS	RUSHFORD CENTER INC	083RCI-CSV-04	10/1/2006	9/30/2007	33,338	8,335	N	0	N	0	N
DSS	RUSHFORD CENTER INC	Community Services Program/Emp	10/1/2007	9/30/2008	34,338	26,004	N	0	N	0	N
DSS	SABER SOLUTIONS INC	Technology services and sofwar	1/1/2007	12/31/2009	1,801,609	621,032	N	0	N	0	N
DSS	SAFE HAVEN OF GREATER WATERBURY INC	151SHG-SBG-11 / 06DSS5001WO	10/1/2006	9/30/2007	5,214	1,304	Y	1,304	N	0	N
DSS	SAFE HAVEN OF GREATER WATERBURY INC	Social Services Block Grant	10/1/2007	9/30/2008	5,370	4,027	Y	3,871	N	0	N
DSS	SAFE HAVEN OF GREATER WATERBURY INC	151SHW-SSP-05 Safe Haven of Gr	10/1/2006	9/30/2007	176,640	35,909	Y	35,909	N	0	N
DSS	SAFE HAVEN OF GREATER WATERBURY INC	Emergency Shelters for Domesti	10/1/2007	6/30/2009	332,512	140,731	N	52,411	N	0	N



STATE OF CONNECTICUT

Purchase of Service Contracts  
 DETAILS BY AGENCY  
 Fiscal Year 2008



<u>Agency</u>	<u>Contractor</u>	<u>Description of Service</u>	<u>Begin DT</u>	<u>Expire DT</u>	<u>Contract Amt</u>	<u>2008 Pymnt</u>	<u>Federal Y or N</u>	<u>Federal Pymnt</u>	<u>Private Y or N</u>	<u>Private Pymnt</u>	<u>Competitively Bid Y or N</u>
DSS	SAINT FRANCIS HOUSE INC	095SFH-ESS-01/06DSS3702ML	10/1/2006	9/30/2007	25,699	0	N	0	N	0	N
DSS	SAN JUAN CENTER	064SJC-CSV-04	10/1/2006	9/30/2007	20,800	5,200	N	0	N	0	N
DSS	SAN JUAN CENTER	064SJC-HHD-05	10/1/2006	9/30/2007	87,149	21,787	Y	21,787	N	0	N
DSS	SAN JUAN CENTER	Hispanic Human Resources	10/1/2007	9/30/2008	90,234	67,676	Y	0	N	0	N
DSS	SAN JUAN CENTER SPORTS INC	064SJS-CSV-04 /06DSS6101WV	10/1/2006	9/30/2007	11,700	11,700	N	0	N	0	N
DSS	SAN JUAN CENTER SPORTS INC	Community Services	10/1/2007	9/30/2008	48,204	36,504	N	0	N	0	N
DSS	SAN JUAN CENTER SPORTS INC	AIDS Shelter	10/1/2007	9/30/2008	90,234	67,676	Y	0	N	0	N
DSS	SCADD INC	06DSS6101XO/071SCA-CSV-04	10/1/2006	12/31/2007	14,485	3,621	N	0	N	0	N
DSS	SCADD INC	Counseling Services	10/1/2007	9/30/2008	14,919	11,298	N	0	N	0	N
DSS	SERAMONTE ASSOCIATES	Housing Assistance	3/1/2007	2/29/2008	10,896	7,264	N	0	N	0	N
DSS	SHELTER FOR THE HOMELESS INC	06DSS3701XE/135SHI-ESS-33	10/1/2006	9/30/2007	431,284	107,821	Y	88,097	N	0	N
DSS	SHELTER FOR THE HOMELESS INC	Emergency Shelter Services	10/1/2007	9/30/2008	444,222	333,167	Y	155,383	N	0	N
DSS	SKILLS CAMP INC	School Age - Skills Camp	2/1/2008	6/30/2008	57,000	57,000	N	0	N	0	N
DSS	SOLAR YOUTH INC	School Age - Solar Youth	7/1/2007	6/30/2008	110,000	110,000	N	0	N	0	N
DSS	SOUTH PARK INN HARTFORD	064SPI-TLP-27 South Park Inn	10/1/2006	9/30/2007	106,410	26,603	N	0	N	0	N
DSS	SOUTH PARK INN HARTFORD	Transitional Living Program	10/1/2007	9/30/2008	109,602	79,807	Y	6,667	N	0	Y
DSS	SOUTH PARK INN HARTFORD	064SPI-TLP-26	10/1/2006	9/30/2007	209,837	52,459	Y	26,644	N	0	N
DSS	SOUTH PARK INN HARTFORD	064SPI-ESS-15/06DSS3701XM	10/1/2006	9/30/2007	520,059	130,015	Y	120,317	N	0	N

STATE OF CONNECTICUT

Purchase of Service Contracts  
 DETAILS BY AGENCY  
 Fiscal Year 2008



<u>Agency</u>	<u>Contractor</u>	<u>Description of Service</u>	<u>Begin DT</u>	<u>Expire DT</u>	<u>Contract Amt</u>	<u>2008 Pymnt</u>	<u>Federal Y or N</u>	<u>Federal Pymnt</u>	<u>Private Y or N</u>	<u>Private Pymnt</u>	<u>Competitively Bid Y or N</u>
DSS	SOUTH PARK INN HARTFORD	Emergency Shelter Services	10/1/2007	9/30/2008	535,661	401,746	Y	324,638	N	0	N
DSS	SOUTHFIELD CHILDRENS CENTER	Child Day Care for Southfield	1/1/2007	12/31/2007	300,477	138,460	Y	66,355	N	0	N
DSS	SOUTHFIELD CHILDRENS CENTER	Child Day Care for Southfield	1/1/2008	12/31/2008	363,387	181,676	Y	110,711	N	0	N
DSS	SOUTHWESTERN CT AGENCY ON AGING	CHOICES	7/1/2007	6/30/2008	352,549	352,549	Y	108,999	Y	160,000	N
DSS	SOUTHWESTERN CT AGENCY ON AGING	Social and Nutrition Services	7/1/2007	6/30/2009	2,401,728	1,200,864	Y	177,839	N	0	N
DSS	SOUTHWESTERN CT AGENCY ON AGING	015SWA-FED-13A1	10/1/2006	9/30/2007	2,932,450	1,079,111	N	1,079,111	N	0	N
DSS	SOUTHWESTERN CT AGENCY ON AGING	015SWA-FED-12	10/1/2005	12/31/2007	2,944,708	1,181	Y	1,181	N	0	N
DSS	SOUTHWESTERN CT AGENCY ON AGING	plan and develop and funds ser	10/1/2007	10/15/2008	2,953,458	2,086,360	Y	2,086,360	N	0	N
DSS	SPANISH SPEAKING CTR OF NEW BRITAIN INC	06DSS6101YB/089SSC-CSV-04	10/1/2006	9/30/2007	16,640	4,160	N	0	N	0	N
DSS	SPANISH SPEAKING CTR OF NEW BRITAIN INC	Community Services Program	10/1/2007	9/30/2008	17,139	0	N	0	N	0	N
DSS	SPANISH SPEAKING CTR OF NEW BRITAIN INC	089SSC-HHD-14	10/1/2006	9/30/2007	121,092	51,425	Y	28,203	N	0	N
DSS	SPANISH SPEAKING CTR OF NEW BRITAIN INC	Hispanic Human Resources	10/1/2007	9/30/2008	124,346	93,260	Y	0	N	0	N
DSS	SPANISH SPEAKING CTR OF NEW BRITAIN INC	Nutritional Supplement Program	1/1/2008	6/30/2009	200,000	100,000	N	0	N	0	N
DSS	ST ANDREWS UNITED METHODIST CHUR	Child Day Care for St. Andrew'	1/1/2007	12/31/2007	141,960	81,336	Y	39,280	N	0	N
DSS	ST ANDREWS UNITED METHODIST CHUR	Child Day Care for St. Andrew'	1/1/2008	12/31/2008	147,561	78,354	Y	44,960	N	0	N
DSS	ST LUKE'S COMMUNITY SERV INC	Family Services Miscellaneous	4/1/2008	6/30/2009	100,000	50,000	N	0	N	0	N
DSS	ST LUKE'S COMMUNITY SERV INC	06DSS3801YF/135SLI-TLP-09	10/1/2006	12/31/2007	204,690	51,173	Y	19,898	N	0	N
DSS	ST LUKE'S COMMUNITY SERV INC	Transitional living for homele	10/1/2007	9/30/2008	210,831	158,123	Y	0	N	0	N

STATE OF CONNECTICUT

Purchase of Service Contracts  
 DETAILS BY AGENCY  
 Fiscal Year 2008



<u>Agency</u>	<u>Contractor</u>	<u>Description of Service</u>	<u>Begin DT</u>	<u>Expire DT</u>	<u>Contract Amt</u>	<u>2008 Pymnt</u>	<u>Federal Y or N</u>	<u>Federal Pymnt</u>	<u>Private Y or N</u>	<u>Private Pymnt</u>	<u>Competitively Bid Y or N</u>
DSS	ST LUKE'S COMMUNITY SERV INC	135SLI-AID-24 / 06DSS3601YF	10/1/2006	9/30/2007	222,600	63,844	Y	29,844	N	0	N
DSS	ST LUKE'S COMMUNITY SERV INC	06DSS3701YF/135SLI-ESS-20	10/1/2006	3/31/2008	389,708	91,827	Y	82,129	N	0	N
DSS	ST LUKE'S COMMUNITY SERV INC	Emergency Shelter Services	10/1/2007	9/30/2008	401,399	301,049	Y	292,281	N	0	N
DSS	ST LUKE'S COMMUNITY SERV INC	AIDS Shelter	10/1/2007	9/30/2010	741,514	112,474	Y	0	N	0	N
DSS	ST LUKE'S HOME	Retired Senior Volunteers	7/1/2007	6/30/2008	15,300	15,300	N	0	N	0	N
DSS	ST LUKE'S HOME	State Funded Assistance	4/1/2007	6/30/2008	50,000	37,500	N	0	N	0	N
DSS	ST MARKS DAY CARE CENTER	Child Day Care for St. Mark's	1/1/2008	12/31/2008	580,238	315,954	Y	175,445	N	0	N
DSS	ST MARKS DAY CARE CENTER	Child Day Care for St. Mark's	1/1/2007	12/31/2007	633,124	379,269	Y	184,967	N	0	N
DSS	ST MARY'S HOSPITAL CORP	Dental	7/1/2006	8/31/2008	160,000	80,000	N	0	Y	80,000	N
DSS	ST PHILIP HOUSE INC	110SPH-AID-10 / 06DSS3601YH	10/1/2006	9/30/2007	161,200	40,300	N	0	N	0	N
DSS	ST PHILIP HOUSE INC	AIDS Residential Program	10/1/2007	9/30/2010	537,930	127,062	Y	1,275	N	0	N
DSS	ST VINCENT DEPAUL MISSION OF BRISTOL INC	Emergency Shelter Services	4/1/2008	6/30/2009	32,366	7,366	N	0	N	0	N
DSS	ST VINCENT DEPAUL MISSION OF BRISTOL INC	Transitional Living	10/1/2006	9/30/2007	47,751	11,938	N	11,938	N	0	N
DSS	ST VINCENT DEPAUL MISSION OF BRISTOL INC	Transitional Living Program	10/1/2007	9/30/2008	47,751	36,888	Y	0	N	0	N
DSS	ST VINCENT DEPAUL MISSION OF BRISTOL INC	017VDP-ESS-15	10/1/2006	9/30/2007	262,594	65,649	Y	55,951	N	0	N
DSS	ST VINCENT DEPAUL MISSION OF BRISTOL INC	Emergency Shelter Services	10/1/2007	9/30/2008	270,472	202,854	Y	196,945	N	0	N
DSS	ST VINCENT DEPAUL MISSION OF WATERBURY	151VDP-SBG-08 / 06DSS5001YJ	10/1/2006	9/30/2007	68,199	17,049	Y	17,049	N	0	N
DSS	ST VINCENT DEPAUL MISSION OF WATERBURY	Social Service Block Grant	10/1/2007	9/30/2008	70,244	52,683	Y	50,638	N	0	N

STATE OF CONNECTICUT

Purchase of Service Contracts  
 DETAILS BY AGENCY  
 Fiscal Year 2008



<u>Agency</u>	<u>Contractor</u>	<u>Description of Service</u>	<u>Begin DT</u>	<u>Expire DT</u>	<u>Contract Amt</u>	<u>2008 Pymnt</u>	<u>Federal Y or N</u>	<u>Federal Pymnt</u>	<u>Private Y or N</u>	<u>Private Pymnt</u>	<u>Competitively Bid Y or N</u>
DSS	ST VINCENT DEPAUL MISSION OF WATERBURY	Emergency Shelter	10/1/2006	9/30/2007	425,464	106,366	Y	96,668	N	0	N
DSS	ST VINCENT DEPAUL MISSION OF WATERBURY	Emergency Shelter Services	10/1/2007	9/30/2008	439,228	319,098	Y	309,525	N	0	N
DSS	STAYWELL HEALTH CARE INC	Husky Outreach Health CTR	7/1/2005	6/30/2009	1,231,965	316,569	N	40,000	N	0	N
DSS	STRATFORD TOWN TREASURER	Social Services Block Grant	10/1/2006	12/31/2007	14,803	3,701	Y	3,701	N	0	N
DSS	STRATFORD TOWN TREASURER	Services Block Grant	10/1/2007	12/31/2009	15,247	11,435	Y	10,991	N	0	N
DSS	STUDENT PARENTING AND FAMILY	Child Day Care for Student Par	1/1/2007	12/31/2007	251,418	127,986	Y	63,180	N	0	N
DSS	STUDENT PARENTING AND FAMILY	Child Day Care for Student Par	1/1/2008	12/31/2008	251,418	129,536	Y	85,140	N	0	N
DSS	SUSAN B ANTHONY PROJ INC	143SBA-TLP-19	10/1/2006	9/30/2007	33,187	8,297	N	0	N	0	N
DSS	SUSAN B ANTHONY PROJ INC	Transitional Living Program	10/1/2007	9/30/2008	34,183	25,637	N	0	N	0	N
DSS	SUSAN B ANTHONY PROJ INC	Emergency Shelters for Domesti	10/1/2006	9/30/2007	169,193	34,395	Y	34,395	N	0	N
DSS	SUSAN B ANTHONY PROJ INC	Emergency Shelters for Domesti	10/1/2007	6/30/2009	324,055	134,798	N	0	N	0	N
DSS	TABOR HOUSE INC	Aids Residences	10/1/2006	9/30/2007	188,165	47,041	Y	21,450	N	0	N
DSS	TABOR HOUSE INC	AIDS Shelter	10/1/2007	9/30/2010	633,100	182,106	Y	1,487	N	0	N
DSS	TEAM INC	06DSS3701ZG/084C-ESS-30	10/1/2006	9/30/2007	17,974	4,494	Y	4,494	N	0	N
DSS	TEAM INC	Emergency Shelter Services	10/1/2007	9/30/2008	18,513	13,885	N	6,250	N	0	N
DSS	TEAM INC	Social services Block Grant	1/1/2007	3/31/2008	30,780	15,390	Y	15,390	N	0	N
DSS	TEAM INC	Social Services Block Grant	1/1/2006	3/31/2008	30,780	0	N	0	N	0	N
DSS	TEAM INC	ADA Information & referral	1/1/2008	12/31/2008	31,703	15,852	Y	14,929	N	0	N

STATE OF CONNECTICUT

Purchase of Service Contracts  
 DETAILS BY AGENCY  
 Fiscal Year 2008



<u>Agency</u>	<u>Contractor</u>	<u>Description of Service</u>	<u>Begin DT</u>	<u>Expire DT</u>	<u>Contract Amt</u>	<u>2008 Pymnt</u>	<u>Federal Y or N</u>	<u>Federal Pymnt</u>	<u>Private Y or N</u>	<u>Private Pymnt</u>	<u>Competitively Bid Y or N</u>
DSS	TEAM INC	Beyond Shelter Programs	1/1/2007	12/31/2007	51,491	25,746	N	0	N	0	N
DSS	TEAM INC	Beyond Shelter Programs	1/1/2008	12/30/2008	53,036	26,518	N	0	N	0	N
DSS	TEAM INC	Eviction Foreclosure & Prevent	1/1/2006	12/31/2008	140,670	34,621	Y	26,121	N	0	N
DSS	TEAM INC	Community Services Block Grant	1/1/2008	12/31/2008	373,551	203,385	Y	126,047	N	0	N
DSS	TEAM INC	Child Day Care for TEAM	1/1/2007	12/31/2007	454,896	259,245	Y	125,377	N	0	N
DSS	TEAM INC	Child Day Care for TEAM	1/1/2008	12/31/2008	601,875	308,645	Y	183,323	N	0	N
DSS	TEAM INC	Community Services Block Grant	1/1/2006	12/31/2007	694,452	184,686	Y	125,819	N	0	N
DSS	TEAM INC	Program Services	10/1/2006	9/30/2007	1,813,744	8,161	Y	8,161	N	0	N
DSS	TEAM INC	Fuel Assistance	10/1/2007	9/30/2008	2,604,429	2,332,994	Y	2,195,720	N	0	N
DSS	TERRYVILLE - PLYMOUTH DAY CARE CENTER IN	Child Day Care for Terryville-	1/1/2007	12/31/2007	117,554	60,756	Y	31,347	N	0	N
DSS	TERRYVILLE - PLYMOUTH DAY CARE CENTER IN	Child Day Care for Terryville-	1/1/2008	12/31/2008	136,720	68,168	Y	30,361	N	0	N
DSS	THAMES RIVER COMMUNITY SERVICE INC	07DSS3801ZJ/104TRC-BSP-18	1/1/2007	12/31/2007	51,491	25,746	N	0	N	0	N
DSS	THAMES RIVER COMMUNITY SERVICE INC	Beyond Shelter Programs	1/1/2008	12/31/2008	53,036	26,518	N	0	N	0	N
DSS	THAMES RIVER COMMUNITY SERVICE INC	06DSS3811ZJ/104TRC-TLP-17	10/1/2006	9/30/2007	119,095	29,774	N	0	N	0	N
DSS	THAMES RIVER COMMUNITY SERVICE INC	Transitional Living Program	10/1/2007	9/30/2008	122,688	92,001	Y	0	N	0	N
DSS	THAMES RIVER COMMUNITY SERVICE INC	Housing Assistance	4/1/2008	3/31/2011	361,635	29,250	N	0	N	0	N
DSS	THE ACCESS AGENCY INC	Social Service Block Grant	10/1/2006	9/30/2007	14,151	3,538	Y	3,538	N	0	N
DSS	THE ACCESS AGENCY INC	Social Services Block Grant	10/1/2007	9/30/2008	14,575	10,931	Y	10,507	N	0	N

STATE OF CONNECTICUT

Purchase of Service Contracts  
 DETAILS BY AGENCY  
 Fiscal Year 2008



<u>Agency</u>	<u>Contractor</u>	<u>Description of Service</u>	<u>Begin DT</u>	<u>Expire DT</u>	<u>Contract Amt</u>	<u>2008 Pymnt</u>	<u>Federal Y or N</u>	<u>Federal Pymnt</u>	<u>Private Y or N</u>	<u>Private Pymnt</u>	<u>Competitively Bid Y or N</u>
DSS	THE ACCESS AGENCY INC	06DSS1301ZL/163C-HHD-05	10/1/2006	9/30/2007	47,606	11,901	Y	11,901	N	0	N
DSS	THE ACCESS AGENCY INC	Hispanic Human Resources	10/1/2007	9/30/2008	49,291	36,968	Y	0	N	0	N
DSS	THE ACCESS AGENCY INC	Emergency Shelter Services	4/1/2008	6/30/2009	50,000	25,000	N	0	N	0	N
DSS	THE ACCESS AGENCY INC	07DSS3801ZL/163C-BSP-01 Beyond	1/1/2007	12/31/2007	50,000	25,000	N	0	N	0	N
DSS	THE ACCESS AGENCY INC	Beyond Shelter Programs	1/1/2008	12/31/2008	51,500	25,750	N	0	N	0	N
DSS	THE ACCESS AGENCY INC	06DSS501ZL/163C-SBG-52	10/1/2006	9/30/2007	139,677	34,919	Y	34,919	N	0	N
DSS	THE ACCESS AGENCY INC	Social Services Block Grant	10/1/2007	9/30/2008	143,867	107,900	Y	103,710	N	0	N
DSS	THE ACCESS AGENCY INC	Eviction & Foreclosure reventi	1/1/2006	12/31/2008	197,149	66,633	Y	28,815	N	0	N
DSS	THE ACCESS AGENCY INC	Emergency Shelter Services	10/1/2006	12/31/2007	367,183	91,796	Y	72,345	N	0	N
DSS	THE ACCESS AGENCY INC	Emergency Shelter Services	10/1/2007	9/30/2008	378,198	283,648	Y	251,472	N	0	N
DSS	THE ACCESS AGENCY INC	Energy Conservation / Weatheri	4/1/2008	3/31/2009	420,367	105,090	Y	105,090	N	0	N
DSS	THE ACCESS AGENCY INC	Energy Conservation / Weatheri	4/1/2007	6/30/2008	552,807	397,053	Y	397,053	N	0	N
DSS	THE ACCESS AGENCY INC	Community Service Block Grant	1/1/2008	12/31/2008	635,607	350,424	Y	233,405	N	0	N
DSS	THE ACCESS AGENCY INC	Community Services Block Grant	1/1/2006	12/31/2007	1,170,781	308,521	Y	230,928	N	0	N
DSS	THE ACCESS AGENCY INC	Program Services	10/1/2006	9/30/2007	3,538,946	0	Y	0	N	0	N
DSS	THE ACCESS AGENCY INC	Fuel Assistance	10/1/2007	9/30/2008	6,047,861	5,070,563	Y	5,050,568	N	0	N
DSS	THE CAPITOL REGION CONF OF CHURCHES INC	Breakthrough To The Aging	1/1/2007	12/31/2007	98,000	20,000	N	20,000	N	0	N
DSS	THE CONNECTION INC	Emergency Shelter Services	10/1/2007	9/30/2008	145,901	109,426	Y	106,238	N	0	N

STATE OF CONNECTICUT

Purchase of Service Contracts  
 DETAILS BY AGENCY  
 Fiscal Year 2008



<u>Agency</u>	<u>Contractor</u>	<u>Description of Service</u>	<u>Begin DT</u>	<u>Expire DT</u>	<u>Contract Amt</u>	<u>2008 Pymnt</u>	<u>Federal Y or N</u>	<u>Federal Pymnt</u>	<u>Private Y or N</u>	<u>Private Pymnt</u>	<u>Competitively Bid Y or N</u>
DSS	THE CONNECTION INC	SRAP-(APPR #16149)-SHP-Rent(HA	3/1/2008	2/28/2011	169,801	0	N	0	N	0	N
DSS	THE CONSULTATION CENTER INC	Adult Miscellaneous	7/1/2007	6/30/2008	23,409	23,409	Y	22,707	N	0	N
DSS	THE CONSULTATION CENTER INC	093CCI-EOP-01A1 Evidence-based	10/1/2007	5/31/2010	97,462	48,731	Y	48,731	N	0	N
DSS	THE FAMILY CENTER	135FCI-FCS-12	7/1/2006	6/30/2010	57,684	14,176	N	0	N	0	N
DSS	THE FAMILY CENTER	135FCI-CSV-04	10/1/2006	9/30/2007	186,301	46,575	Y	6,500	N	0	N
DSS	THE FAMILY CENTER	Case management, counseling an	10/1/2007	9/30/2008	191,890	145,314	Y	19,499	N	0	N
DSS	THE FAMILY CENTER	Child Day Care for Family Cent	1/1/2007	12/31/2007	216,176	132,575	Y	72,396	N	0	N
DSS	THE FAMILY CENTER	Child Day Care for Family Cent	1/1/2008	12/31/2008	309,828	0	Y	0	N	0	N
DSS	THE RUSHMORE GROUP LLC	Food Stamp Program	7/1/2007	6/30/2008	13,500	13,500	N	0	N	0	N
DSS	THE SALVATION ARMY-CONNRI	Beyond Shelter Program	1/1/2007	12/31/2007	19,594	38,617	Y	25,745	N	0	N
DSS	THE SALVATION ARMY-CONNRI	Community Services Program/Emp	7/1/2007	6/30/2008	46,518	46,518	N	0	N	0	N
DSS	THE SALVATION ARMY-CONNRI	Emergency Shelter Services - c	4/1/2008	6/30/2009	50,000	0	N	0	N	0	N
DSS	THE SALVATION ARMY-CONNRI	Beyond Shelter Program	1/1/2007	12/31/2007	50,000	25,000	N	0	N	0	N
DSS	THE SALVATION ARMY-CONNRI	Services to homeless clients	1/1/2008	12/31/2008	51,500	0	N	0	N	0	N
DSS	THE SALVATION ARMY-CONNRI	Beyond Shelter Transitional Li	1/1/2008	12/31/2008	53,036	0	N	0	N	0	N
DSS	THE SALVATION ARMY-CONNRI	Emergency Shelter Services	10/1/2007	9/30/2008	118,728	89,046	Y	86,452	N	0	N
DSS	THE SALVATION ARMY-CONNRI	06DSS3721WT/064SA-ESS-81	10/1/2006	9/30/2007	207,542	51,886	Y	42,184	N	0	N
DSS	THE SALVATION ARMY-CONNRI	Emergency Shelter Services	10/1/2007	9/30/2008	213,768	160,326	Y	105,686	N	0	N

STATE OF CONNECTICUT

Purchase of Service Contracts  
 DETAILS BY AGENCY  
 Fiscal Year 2008



<u>Agency</u>	<u>Contractor</u>	<u>Description of Service</u>	<u>Begin DT</u>	<u>Expire DT</u>	<u>Contract Amt</u>	<u>2008 Pymnt</u>	<u>Federal Y or N</u>	<u>Federal Pymnt</u>	<u>Private Y or N</u>	<u>Private Pymnt</u>	<u>Competitively Bid Y or N</u>
DSS	THE SALVATION ARMY-CONNRI	06DSS3701WT/064SA-ESS-80	10/1/2006	9/30/2007	323,979	80,995	N	12,929	N	0	N
DSS	THE SALVATION ARMY-CONNRI	Emergency Shelter Services	10/1/2007	9/30/2008	333,698	242,984	Y	190,948	N	0	N
DSS	THE STRATFORD COALITION FOR	138SCH-TLP-06/06DSS3801YT	10/1/2006	9/30/2007	62,181	15,545	N	0	N	0	N
DSS	THE STRATFORD COALITION FOR	Transitional Living	10/1/2007	9/30/2008	64,046	48,034	N	0	N	0	N
DSS	THE VILLAGE FOR FAMILIES & CHILDREN	064VFC-HSS-11/06DSS2502BI	7/1/2006	6/30/2008	56,282	0	N	0	N	0	N
DSS	THE VILLAGE FOR FAMILIES & CHILDREN	Family Financial Literacy	7/1/2007	6/30/2008	58,247	58,247	N	0	N	0	N
DSS	THE VILLAGE FOR FAMILIES & CHILDREN	Teen Pregnancy Prevention	7/1/2007	6/30/2010	215,400	71,800	N	0	N	0	N
DSS	THE WORKPLACE INC	Transportation to Work	1/1/2007	12/31/2008	1,065,431	519,120	Y	194,917	N	0	N
DSS	THOMPSON ECUMENICAL EMPOWERMENT GROUP	Community Services Program	10/1/2006	9/30/2007	75,584	18,896	Y	5,896	N	0	N
DSS	THOMPSON ECUMENICAL EMPOWERMENT GROUP	Community Services	10/1/2007	9/30/2008	157,851	118,389	N	67,174	N	0	N
DSS	TOLLAND TOWN TREASURER	Special Funding	5/1/2008	4/30/2009	8,450	0	N	0	N	0	N
DSS	TORRINGTON AREA YOUTH SERVICE BUREAU INC	143YSB-SBG-19 / 06DSS5002AC	10/1/2006	9/30/2007	22,380	5,595	Y	5,595	N	0	N
DSS	TORRINGTON AREA YOUTH SERVICE BUREAU INC	Social Services Block Grant	10/1/2007	9/30/2008	23,051	17,288	Y	16,617	N	0	N
DSS	TORRINGTON CHAPTER OF FISH INC	Transitional Living Program	1/1/2007	12/31/2007	51,491	25,746	N	0	N	0	N
DSS	TORRINGTON CHAPTER OF FISH INC	Support services for homeless,	1/1/2008	12/31/2008	53,036	0	N	0	N	0	N
DSS	TORRINGTON CHAPTER OF FISH INC	143TCF-ESS-04/06DSS3702GA	10/1/2006	9/30/2007	218,432	54,608	Y	44,910	N	0	N
DSS	TORRINGTON CHAPTER OF FISH INC	Emergency Shelter Services	10/1/2007	9/30/2008	224,985	168,739	Y	163,824	N	0	N
DSS	TORRINGTON TOWN TREASURER	Special Funding	5/1/2008	4/30/2009	8,450	0	N	0	N	0	N



STATE OF CONNECTICUT

Purchase of Service Contracts  
 DETAILS BY AGENCY  
 Fiscal Year 2008



<u>Agency</u>	<u>Contractor</u>	<u>Description of Service</u>	<u>Begin DT</u>	<u>Expire DT</u>	<u>Contract Amt</u>	<u>2008 Pymnt</u>	<u>Federal Y or N</u>	<u>Federal Pymnt</u>	<u>Private Y or N</u>	<u>Private Pymnt</u>	<u>Competitively Bid Y or N</u>
DSS	TORRINGTON TOWN TREASURER	Services Block Grant	10/1/2007	9/30/2008	48,207	36,155	Y	4,093	N	0	N
DSS	TORRINGTON TOWN TREASURER	Child Day Care for Torrington	1/1/2007	12/31/2007	181,896	93,991	Y	44,048	N	0	N
DSS	TORRINGTON TOWN TREASURER	Child Day Care for Torrington	1/1/2008	12/31/2008	240,750	133,121	Y	75,675	N	0	N
DSS	TOWN OF AVON	Special Funding	5/1/2008	4/30/2009	5,000	0	N	0	N	0	N
DSS	TOWN OF BARKHAMSTED	Special Funding	5/1/2008	4/30/2009	8,450	0	N	0	N	0	N
DSS	TOWN OF BETHEL	009-SFM-01	5/1/2008	4/30/2009	5,000	0	N	0	N	0	N
DSS	TOWN OF BLOOMFIELD	Child Day Care for Bloomfield	1/1/2007	12/31/2007	355,680	355,680	Y	183,721	N	0	N
DSS	TOWN OF BRANFORD	Special Funding	5/1/2008	4/30/2009	5,000	0	N	0	N	0	N
DSS	TOWN OF BRANFORD	Child Day Care for Branford	1/1/2007	12/31/2007	280,904	145,152	Y	68,023	N	0	N
DSS	TOWN OF BRANFORD	Child Day Care for Branford	1/1/2008	12/31/2008	360,032	199,059	Y	113,160	N	0	N
DSS	TOWN OF BURLINGTON	Equipment, Transportation and	5/1/2008	4/30/2009	5,000	0	N	0	N	0	N
DSS	TOWN OF CHAPLIN	Health and Wellness Programs	5/1/2008	4/30/2009	5,000	0	N	0	N	0	N
DSS	TOWN OF EAST HARTFORD	Special Funding	5/1/2008	4/30/2009	8,450	0	N	0	N	0	N
DSS	TOWN OF EAST HARTFORD	Social Services Block Grant	11/1/2006	12/31/2007	12,784	6,392	Y	6,392	N	0	N
DSS	TOWN OF EAST HARTFORD	Counseling	10/1/2007	9/30/2008	13,167	3,292	Y	2,909	N	0	N
DSS	TOWN OF EAST HAVEN	044-SFM-01	5/1/2008	4/30/2009	5,000	0	N	0	N	0	N
DSS	TOWN OF EAST LYME	045-SFM-01	5/1/2008	4/30/2009	5,450	0	N	0	N	0	N
DSS	TOWN OF ENFIELD	049-HRD-33 / 07DSS4001JG	1/1/2007	12/31/2007	18,830	9,415	Y	9,415	N	0	N

STATE OF CONNECTICUT

Purchase of Service Contracts  
 DETAILS BY AGENCY  
 Fiscal Year 2008



<u>Agency</u>	<u>Contractor</u>	<u>Description of Service</u>	<u>Begin DT</u>	<u>Expire DT</u>	<u>Contract Amt</u>	<u>2008 Pymnt</u>	<u>Federal Y or N</u>	<u>Federal Pymnt</u>	<u>Private Y or N</u>	<u>Private Pymnt</u>	<u>Competitively Bid Y or N</u>
DSS	TOWN OF ENFIELD	Human Resource Development	1/1/2008	12/31/2008	20,364	10,182	Y	0	N	0	N
DSS	TOWN OF ENFIELD	State Funded Assistance	4/1/2007	3/31/2008	50,000	37,500	N	0	N	0	N
DSS	TOWN OF ENFIELD	Child Day Care for Enfield	1/1/2007	12/31/2007	620,936	310,758	Y	148,284	N	0	N
DSS	TOWN OF ENFIELD	Child Day Care for Enfield	1/1/2008	12/31/2008	680,728	419,638	Y	230,523	N	0	N
DSS	TOWN OF GLASTONBURY	054-SFM-01	5/1/2008	4/30/2009	8,450	0	N	0	N	0	N
DSS	TOWN OF GROTON	059-SFM-01	5/1/2008	4/30/2009	5,450	0	N	0	N	0	N
DSS	TOWN OF GUILFORD	Special Funding	5/1/2008	4/30/2009	3,450	0	N	0	N	0	N
DSS	TOWN OF GUILFORD	Child Day Care for Guilford	1/1/2007	12/31/2007	82,410	42,584	Y	19,956	N	0	N
DSS	TOWN OF GUILFORD	Child Day Care for Guilford	1/1/2008	12/31/2008	192,600	106,429	Y	60,535	N	0	N
DSS	TOWN OF GUILFORD	Provide Grant-in-aid to variou	10/6/2006	10/31/2011	400,000	0	N	0	N	0	N
DSS	TOWN OF HAMDEN	Child Day Care for Hamden	1/1/2007	12/31/2007	176,592	90,685	Y	42,491	N	0	N
DSS	TOWN OF HAMDEN	Child Day Care for Hamden	1/1/2008	12/31/2008	240,750	146,450	Y	81,528	N	0	N
DSS	TOWN OF LEDYARD	Special Funding	5/1/2008	4/30/2009	8,450	0	N	0	N	0	N
DSS	TOWN OF MANCHESTER	Special Funding Initiative for	5/1/2008	4/30/2009	8,450	0	N	0	N	0	N
DSS	TOWN OF MANCHESTER	Social Services Block Grant	10/1/2006	9/30/2007	45,630	11,408	Y	11,408	N	0	N
DSS	TOWN OF MANCHESTER	Case Management, Information a	10/1/2007	9/30/2008	46,998	35,248	Y	33,880	N	0	N
DSS	TOWN OF MANCHESTER	Child Day Care for Manchester	1/1/2007	12/31/2007	330,304	159,023	Y	77,214	N	0	N
DSS	TOWN OF MANCHESTER	Child Day Care for Manchester	1/1/2008	12/31/2008	414,184	252,674	Y	140,260	N	0	N

STATE OF CONNECTICUT

Purchase of Service Contracts  
 DETAILS BY AGENCY  
 Fiscal Year 2008



<u>Agency</u>	<u>Contractor</u>	<u>Description of Service</u>	<u>Begin DT</u>	<u>Expire DT</u>	<u>Contract Amt</u>	<u>2008 Pymnt</u>	<u>Federal Y or N</u>	<u>Federal Pymnt</u>	<u>Private Y or N</u>	<u>Private Pymnt</u>	<u>Competitively Bid Y or N</u>
DSS	TOWN OF MIDDLEFIELD	082-SFM-01	5/1/2008	4/30/2009	10,680	0	N	0	N	0	N
DSS	TOWN OF MONROE	Special Funding	5/1/2008	4/30/2009	5,000	0	N	0	N	0	N
DSS	TOWN OF NEW LONDON	095-SFM-01	5/1/2008	4/30/2009	5,000	0	N	0	N	0	N
DSS	TOWN OF NEW MILFORD	Child Day Care for New Milford	1/1/2007	12/31/2007	249,748	125,849	Y	58,758	N	0	N
DSS	TOWN OF NEW MILFORD	Child Day Care for New Milford	1/1/2008	12/31/2008	307,400	188,726	Y	90,927	N	0	N
DSS	TOWN OF PLAINVILLE	110-SFM-01	5/1/2008	4/30/2009	10,680	0	N	0	N	0	N
DSS	TOWN OF SHERMAN	State Funding for Municipali	5/1/2008	4/30/2009	5,000	0	N	0	N	0	N
DSS	TOWN OF SOUTH WINDSOR	06DSS5001XN/132-SBG-24	10/1/2006	9/30/2007	13,703	3,426	Y	419	N	0	N
DSS	TOWN OF SOUTH WINDSOR	Social Services Block Grant	10/1/2007	9/30/2008	14,114	10,586	Y	1,154	N	0	N
DSS	TOWN OF SOUTHWINGTON	131-SFM-01	5/1/2008	4/30/2009	5,000	0	N	0	N	0	N
DSS	TOWN OF SOUTHWINGTON	Child Day Care for Southington	1/1/2007	12/31/2007	266,760	137,843	Y	64,598	N	0	N
DSS	TOWN OF SOUTHWINGTON	Child Day Care for Southington	1/1/2008	12/31/2008	361,125	198,741	Y	113,504	N	0	N
DSS	TOWN OF WALLINGFORD	148-CSV-04	1/17/2007	9/30/2007	15,600	3,900	N	0	N	0	N
DSS	TOWN OF WALLINGFORD	Home delivered meals (meals on	10/1/2007	9/30/2008	16,068	12,168	N	0	N	0	N
DSS	TOWN OF WALLINGFORD	Human Resource Development	7/1/2007	6/30/2008	26,555	26,555	Y	12,099	N	0	N
DSS	TOWN OF WALLINGFORD	06DSS1302BP/148-HHD-05	10/1/2006	9/30/2007	87,147	21,787	Y	21,787	N	0	N
DSS	TOWN OF WALLINGFORD	Hispanic Human Res. Devel.	10/1/2007	9/30/2008	90,232	67,674	Y	0	N	0	N
DSS	TOWN OF WALLINGFORD	Child Day Care for Wallingford	1/1/2007	12/31/2007	345,894	178,734	Y	83,761	N	0	N

STATE OF CONNECTICUT

Purchase of Service Contracts  
 DETAILS BY AGENCY  
 Fiscal Year 2008



<u>Agency</u>	<u>Contractor</u>	<u>Description of Service</u>	<u>Begin DT</u>	<u>Expire DT</u>	<u>Contract Amt</u>	<u>2008 Pymnt</u>	<u>Federal Y or N</u>	<u>Federal Pymnt</u>	<u>Private Y or N</u>	<u>Private Pymnt</u>	<u>Competitively Bid Y or N</u>
DSS	TOWN OF WALLINGFORD	Child Day Care for Wallingford	1/1/2008	12/31/2008	431,438	238,539	Y	135,604	N	0	N
DSS	TOWN OF WEST HARTFORD	State Funded Assistance	4/1/2007	6/30/2008	35,000	35,000	Y	35,000	N	0	Y
DSS	TOWN OF WESTPORT	158-SFM-01	5/1/2008	4/30/2009	5,000	0	N	0	N	0	N
DSS	TOWN OF WINDHAM	163-SBG-28/06DSS5002CP Social	10/1/2006	9/30/2007	7,359	7,360	Y	7,360	N	0	N
DSS	TOWN OF WINDHAM	Social Services Block Grant	10/1/2007	9/30/2008	15,160	7,359	Y	6,918	N	0	N
DSS	TOWN OF WINDHAM	Child Day Care for Windham	1/1/2007	12/31/2007	546,913	272,722	Y	127,301	N	0	N
DSS	TOWN OF WINDHAM	Child Day Care for Windham	1/1/2008	12/31/2008	634,981	348,125	Y	196,675	N	0	N
DSS	TOWN OF WINDSOR	06DSS5002CQ/164-SBG-28	10/1/2006	12/31/2007	22,569	5,642	Y	5,642	N	0	N
DSS	TOWN OF WINDSOR	Social Services Block Grant	10/1/2007	9/30/2008	23,246	17,435	Y	16,758	N	0	N
DSS	TRI TOWN SHELTER SERVICES INC	Emergency Shelter	10/1/2006	9/30/2007	117,371	29,343	Y	29,343	N	0	N
DSS	TRI TOWN SHELTER SERVICES INC	Emergency Shelter Services	10/1/2007	9/30/2008	120,892	90,669	Y	88,028	N	0	N
DSS	TVCCA INC	Helps seniors find needed mean	7/1/2007	6/30/2008	15,335	15,335	N	0	N	0	N
DSS	TVCCA INC	06DSS5011ZK/104C-SBG-59	10/1/2006	9/30/2007	34,758	8,690	Y	8,690	N	0	N
DSS	TVCCA INC	Social Services Block Grant	10/1/2007	9/30/2008	35,800	26,850	Y	25,808	N	0	N
DSS	TVCCA INC	Emergency Shelter Services	4/1/2008	6/30/2009	50,000	25,000	N	0	N	0	N
DSS	TVCCA INC	104C-TLP-23	10/1/2006	9/30/2007	53,480	13,370	N	0	N	0	N
DSS	TVCCA INC	Transitional Living Program	10/1/2007	9/30/2008	55,084	41,313	N	0	N	0	N
DSS	TVCCA INC	06DSS5001ZK/104C-SBG-58	10/1/2006	9/30/2007	63,729	15,933	Y	5,080	N	0	N

STATE OF CONNECTICUT

Purchase of Service Contracts  
 DETAILS BY AGENCY  
 Fiscal Year 2008



<u>Agency</u>	<u>Contractor</u>	<u>Description of Service</u>	<u>Begin DT</u>	<u>Expire DT</u>	<u>Contract Amt</u>	<u>2008 Pymnt</u>	<u>Federal Y or N</u>	<u>Federal Pymnt</u>	<u>Private Y or N</u>	<u>Private Pymnt</u>	<u>Competitively Bid Y or N</u>
DSS	TVCCA INC	Social Services Block Grant	10/1/2007	9/30/2008	65,640	49,230	Y	14,758	N	0	N
DSS	TVCCA INC	Senior Community Service	7/1/2007	6/30/2008	80,010	80,010	Y	80,010	N	0	N
DSS	TVCCA INC	06DSS1301ZK/104C-HHD-23	10/1/2006	9/30/2007	88,579	22,145	Y	22,145	N	0	N
DSS	TVCCA INC	Hispanic Human Res.	10/1/2007	9/30/2008	91,714	68,786	N	0	N	0	N
DSS	TVCCA INC	104C-ESS-19/06DSS3701ZK	10/1/2006	9/30/2007	262,980	65,745	Y	56,047	N	0	N
DSS	TVCCA INC	Emergency Shelter Services	10/1/2007	9/30/2008	270,869	203,152	Y	176,277	N	0	N
DSS	TVCCA INC	Eviction Foreclosure & Prevent	1/1/2006	12/31/2008	307,909	75,780	Y	69,070	N	0	N
DSS	TVCCA INC	Fuel Assistance	10/1/2007	9/30/2008	601,069	4,933,174	Y	4,883,199	N	0	N
DSS	TVCCA INC	Child Day Care for TVCCA - NE	1/1/2007	12/31/2007	649,615	347,666	Y	170,174	N	0	N
DSS	TVCCA INC	Child Day Care for TVCCA - NE	1/1/2008	12/31/2008	887,432	710,476	Y	343,138	N	0	N
DSS	TVCCA INC	Community Services Block Grant	1/1/2008	12/31/2008	913,697	493,321	Y	285,697	N	0	N
DSS	TVCCA INC	Child Day Care for TVCCA	1/1/2007	12/31/2007	1,521,588	887,424	Y	456,757	N	0	N
DSS	TVCCA INC	Community Services Block Grant	1/1/2006	12/31/2007	1,705,925	438,284	Y	275,189	N	0	N
DSS	TVCCA INC	Child Day Care for TVCCA	1/1/2008	12/31/2008	1,709,151	562,328	Y	288,070	N	0	N
DSS	TVCCA INC	Program Services	10/1/2006	9/30/2007	3,721,401	165,516	Y	165,516	N	0	N
DSS	UCONN HEALTH CENTER	Empowering Older People	10/1/2007	5/31/2010	142,500	23,750	Y	23,750	N	0	N
DSS	UCONN HEALTH CENTER	Medical consulting services fo	10/1/2007	12/31/2010	145,000	0	N	0	N	0	N
DSS	UNCAS HEALTH DISTRICT	Teen Pregnancy Prevention	7/1/2007	12/31/2008	77,250	50,000	N	0	N	0	N

STATE OF CONNECTICUT

Purchase of Service Contracts  
 DETAILS BY AGENCY  
 Fiscal Year 2008



<u>Agency</u>	<u>Contractor</u>	<u>Description of Service</u>	<u>Begin DT</u>	<u>Expire DT</u>	<u>Contract Amt</u>	<u>2008 Pymnt</u>	<u>Federal Y or N</u>	<u>Federal Pymnt</u>	<u>Private Y or N</u>	<u>Private Pymnt</u>	<u>Competitively Bid Y or N</u>
DSS	UNITED COMMUNITY & FAMILY SERVICES INC	Helps seniors find needed mean	7/1/2007	6/30/2008	8,918	8,918	N	0	N	0	N
DSS	UNITED COMMUNITY & FAMILY SERVICES INC	Seniors helping seniors progra	7/1/2007	6/30/2008	38,148	50,865	N	0	N	0	N
DSS	UNITED COMMUNITY & FAMILY SERVICES INC	Geriatric Assessment Program	7/1/2007	6/30/2008	53,239	52,986	N	0	N	0	N
DSS	UNITED COMMUNITY & FAMILY SERVICES INC	Family Counseling Services	7/1/2006	6/30/2010	88,108	21,267	N	0	N	0	N
DSS	UNITED COMMUNITY & FAMILY SERVICES INC	05DSS1002AV UCFS HUO	7/1/2005	6/30/2009	1,181,966	316,570	Y	40,000	N	0	N
DSS	UNITED SERVICES INC	06DSS3802AW/163USH-TLP-12	10/1/2006	9/30/2007	52,979	13,245	N	0	N	0	N
DSS	UNITED SERVICES INC	Transitional Living Program	10/1/2007	12/31/2008	54,568	40,926	N	0	N	0	N
DSS	UNITED SERVICES INC	Social Services Block GrantBlo	10/1/2006	9/30/2007	99,277	24,819	Y	19,760	N	0	N
DSS	UNITED SERVICES INC	Services Block Grant	10/1/2007	9/30/2008	102,255	76,691	N	58,500	N	0	N
DSS	UNITED SERVICES INC	Teen Pregnancy Prevention	7/1/2007	12/31/2008	267,553	173,174	N	0	N	0	N
DSS	UNITED SERVICES INC	United Services SSP	10/1/2006	9/30/2007	355,956	72,362	N	72,362	N	0	N
DSS	UNITED SERVICES INC	Emerg. Shelter /Domestic	10/1/2007	6/30/2009	666,390	283,594	Y	0	N	0	N
DSS	UNITED WAY OF CONN INC	Child Care Quality	7/1/2006	6/30/2010	3,175,093	833,364	N	0	N	0	N
DSS	UNITED WAY OF CONN INC	2-1-1 and HUSKY Outreach	7/1/2007	9/30/2008	4,132,118	4,082,517	Y	138,421	N	0	N
DSS	UNITED WAY OF CONN INC	Child Care Subsidy	10/1/2004	12/31/2009	35,640,032	7,134,518	N	0	N	0	N
DSS	UNIVERSITY OF HARTFORD	Emergency Shelter Services	9/1/2007	6/30/2008	15,340	15,340	Y	13,843	N	0	N
DSS	VERNON TOWN TREASURER	146-SBG / 06DSS5002BG	10/1/2006	9/30/2007	21,532	5,383	Y	5,383	N	0	Y
DSS	VERNON TOWN TREASURER	Case Management and Counseling	10/1/2007	9/30/2008	22,177	16,632	Y	15,987	N	0	N

STATE OF CONNECTICUT

Purchase of Service Contracts  
 DETAILS BY AGENCY  
 Fiscal Year 2008



<u>Agency</u>	<u>Contractor</u>	<u>Description of Service</u>	<u>Begin DT</u>	<u>Expire DT</u>	<u>Contract Amt</u>	<u>2008 Pymnt</u>	<u>Federal Y or N</u>	<u>Federal Pymnt</u>	<u>Private Y or N</u>	<u>Private Pymnt</u>	<u>Competitively Bid Y or N</u>
DSS	WALLINGFORD EMERGENCY SHELTER	Emergency Shelter Services	11/1/2007	4/30/2008	22,274	22,274	Y	22,274	N	0	N
DSS	WATERBURY DAY NURSERY ASSOC	Child Day Care for Waterbury D	1/1/2007	12/31/2007	189,790	109,531	Y	52,842	N	0	N
DSS	WATERBURY DAY NURSERY ASSOC	Child Day Care for Waterbury D	1/1/2008	12/31/2008	189,790	100,952	Y	57,872	N	0	N
DSS	WATERBURY TOWN TREASURER	ss block grant	10/1/2006	12/31/2007	55,445	13,861	Y	13,861	N	0	N
DSS	WATERBURY TOWN TREASURER	Social Services Block Grant	10/1/2007	9/30/2008	57,108	42,831	Y	41,168	N	0	N
DSS	WATERBURY YOUTH SERV SYSTEM INC	151WYS-CSV-04/06dss6102bu	10/1/2006	12/31/2007	9,072	2,268	N	0	N	0	N
DSS	WATERBURY YOUTH SERV SYSTEM INC	Case Management, Counseling, I	10/1/2007	9/30/2008	9,344	7,076	N	0	N	0	N
DSS	WATERBURY YOUTH SERV SYSTEM INC	Teen Pregnancy Prevention	7/1/2007	10/31/2007	16,213	16,213	N	0	N	0	N
DSS	WEST HARTFORD BLOOMFIELD HEALTH DISTRICT	Elderly Health Screening	7/1/2007	6/30/2008	79,978	79,830	N	0	N	0	N
DSS	WEST HAVEN COMMUNITY HOUSE INC	Before & After School - WHCH (	7/1/2007	6/30/2008	40,275	40,275	N	0	N	0	N
DSS	WEST HAVEN PROPERTIES LLC	Housing assistance	5/1/2007	4/30/2008	10,164	8,470	N	0	N	0	N
DSS	WEST HAVEN TOWN TREASURER	Special Funding	5/1/2008	4/30/2009	13,450	0	N	0	N	0	N
DSS	WEST HAVEN TOWN TREASURER	Child Day Care for West Haven	1/1/2007	12/31/2007	436,550	225,579	Y	105,714	N	0	N
DSS	WEST HAVEN TOWN TREASURER	Child Day Care for West Haven	1/1/2008	12/31/2008	526,372	291,027	Y	165,442	N	0	N
DSS	WEST ROCK DEVELOPMENT CORP INC	Community Services Program	2/1/2008	6/30/2009	100,000	100,000	N	0	N	0	N
DSS	WESTERN CT AREA AGCY ON AGING	151WCA-CHS-12	12/1/2006	11/30/2007	15,100	102,996	Y	102,996	N	0	N
DSS	WESTERN CT AREA AGCY ON AGING	Community Service Marching Fun	10/1/2006	9/30/2007	31,614	7,904	Y	52	N	0	N
DSS	WESTERN CT AREA AGCY ON AGING	Affordable and supportive for	10/1/2007	9/30/2008	32,562	24,650	N	0	N	0	N

STATE OF CONNECTICUT

Purchase of Service Contracts  
 DETAILS BY AGENCY  
 Fiscal Year 2008



<u>Agency</u>	<u>Contractor</u>	<u>Description of Service</u>	<u>Begin DT</u>	<u>Expire DT</u>	<u>Contract Amt</u>	<u>2008 Pymnt</u>	<u>Federal Y or N</u>	<u>Federal Pymnt</u>	<u>Private Y or N</u>	<u>Private Pymnt</u>	<u>Competitively Bid Y or N</u>
DSS	WESTERN CT AREA AGCY ON AGING	State Funded Assistance	4/1/2007	6/30/2008	50,000	37,500	N	0	N	0	Y
DSS	WESTERN CT AREA AGCY ON AGING	Congregate Housing Services	12/1/2007	11/30/2008	183,259	59,895	Y	59,895	N	0	N
DSS	WESTERN CT AREA AGCY ON AGING	Health Information and Counsel	7/1/2006	9/30/2007	337,186	20,000	Y	20,000	N	0	N
DSS	WESTERN CT AREA AGCY ON AGING	Alzheimer's Prevention	4/1/2007	9/30/2008	410,000	263,158	Y	199,197	N	0	N
DSS	WESTERN CT AREA AGCY ON AGING	Health Information and Counsel	7/1/2007	6/30/2008	429,837	429,837	Y	184,513	Y	160,000	N
DSS	WESTERN CT AREA AGCY ON AGING	151WCA-SFA-9A4	7/1/2005	3/31/2008	2,209,488	0	N	0	N	0	N
DSS	WESTERN CT AREA AGCY ON AGING	social and nutrician services	7/1/2007	6/30/2009	2,803,156	1,401,578	Y	205,365	N	0	N
DSS	WESTERN CT AREA AGCY ON AGING	Fed Title	10/1/2007	10/15/2008	2,839,218	1,631,744	Y	1,631,744	N	0	N
DSS	WESTERN CT AREA AGCY ON AGING	Federal Title III	10/1/2006	9/30/2007	2,873,688	1,303,476	Y	1,303,476	N	0	N
DSS	WESTERN CT AREA AGCY ON AGING	151WCA-FED-12A2	10/1/2005	9/30/2007	2,906,734	572	Y	572	N	0	N
DSS	WETHERSFIELD TOWN TREASURER	159-SBG-24/06DSS5002CG	10/1/2006	9/30/2007	9,652	4,826	Y	4,826	N	0	N
DSS	WETHERSFIELD TOWN TREASURER	Social Services Block Grant	10/1/2007	9/30/2008	9,941	7,455	Y	7,166	N	0	N
DSS	WETHERSFIELD TOWN TREASURER	Special Funding	5/1/2008	4/30/2009	10,680	0	N	0	N	0	N
DSS	WHALLEY TERRACE LIMITED PARTNERSHIP	093WTL-SHP-01 SRAP-(APPR#1614	4/1/2008	3/31/2011	562,073	45,462	N	0	N	0	N
DSS	WHEELER CLINIC INC	07DSS1402CH/110WCI-FIP-03	3/1/2007	2/28/2008	7,000	0	N	0	N	0	N
DSS	WHEELER CLINIC INC	110WC-CSV-04	10/1/2006	9/30/2007	8,397	4,198	N	0	N	0	N
DSS	WHEELER CLINIC INC	Counseling, Day Care Services,	10/1/2007	9/30/2008	17,297	13,099	N	0	N	0	N
DSS	WILLINGTON SENIORS INC	160WSC-SFM-01	5/1/2008	4/30/2009	5,000	0	N	0	N	0	N



STATE OF CONNECTICUT

Purchase of Service Contracts  
 DETAILS BY AGENCY  
 Fiscal Year 2008



<u>Agency</u>	<u>Contractor</u>	<u>Description of Service</u>	<u>Begin DT</u>	<u>Expire DT</u>	<u>Contract Amt</u>	<u>2008 Pymnt</u>	<u>Federal Y or N</u>	<u>Federal Pymnt</u>	<u>Private Y or N</u>	<u>Private Pymnt</u>	<u>Competitively Bid Y or N</u>
DSS	WINDHAM REGION TRANSIT DIST	Transportation for persons res	5/1/2008	6/30/2008	31,200	26,000	N	0	N	0	N
DSS	WINDHAM REGIONAL COMM COUNCIL	07DSS3812CO/163WRC-BSP-16	1/1/2007	12/31/2007	51,491	25,746	N	0	N	0	N
DSS	WINDHAM REGIONAL COMM COUNCIL	Transitional Living Program	10/1/2007	9/30/2008	52,437	40,507	N	0	N	0	N
DSS	WINDHAM REGIONAL COMM COUNCIL	Transitional Living Program	10/1/2006	9/30/2007	52,437	13,109	N	0	N	0	N
DSS	WINDHAM REGIONAL COMM COUNCIL	Beyond Shelter Programs	1/1/2008	12/31/2008	53,036	26,518	N	0	N	0	N
DSS	WINDHAM REGIONAL COMM COUNCIL	Child Day Care for Windham Reg	1/1/2007	12/31/2007	131,144	75,080	Y	36,278	N	0	N
DSS	WINDHAM REGIONAL COMM COUNCIL	Child Day Care for Windham Reg	1/1/2008	12/31/2008	160,500	82,505	Y	48,886	N	0	N
DSS	WINDHAM REGIONAL COMM COUNCIL	163WRC-TPP-04	7/1/2007	12/31/2008	174,823	113,154	N	0	N	0	N
DSS	WINSTED AREA CHILD CARE CTR INC	Child Day Care for Winsted Are	1/1/2008	12/31/2008	257,649	125,941	Y	78,092	N	0	N
DSS	WINSTED AREA CHILD CARE CTR INC	Child Day Care for Winsted Are	1/1/2007	12/31/2007	288,222	122,818	Y	62,274	N	0	N
DSS	WOMEN AND FAMILIES CENTER	06DSS5002CT/080WFC-SBG-07	10/1/2006	9/30/2008	9,006	4,504	Y	4,504	N	0	Y
DSS	WOMEN AND FAMILIES CENTER	Social Services Block Grant	10/1/2007	9/30/2008	9,276	4,638	Y	4,368	N	0	N
DSS	WOMEN AND FAMILIES CENTER	Before & After School - Women'	7/1/2007	6/30/2008	28,477	28,477	N	0	N	0	N
DSS	WOMENS CENTER OF SO EASTERN CT	Social Service Block Grant	10/1/2006	9/30/2007	34,455	8,614	Y	8,614	N	0	N
DSS	WOMENS CENTER OF SO EASTERN CT	information and referral for w	10/1/2007	9/30/2008	35,488	26,358	Y	25,325	N	0	N
DSS	WOMENS CENTER OF SO EASTERN CT	Transitional Living Program	10/1/2006	9/30/2007	49,064	12,266	N	0	N	0	N
DSS	WOMENS CENTER OF SO EASTERN CT	Transitional Living Program	10/1/2007	9/30/2008	49,064	37,902	N	0	N	0	N
DSS	WOMENS CENTER OF SO EASTERN CT	Shelter for Domestic Violence	10/1/2006	9/30/2007	177,242	36,031	N	36,031	N	0	N

STATE OF CONNECTICUT

Purchase of Service Contracts  
 DETAILS BY AGENCY  
 Fiscal Year 2008



<u>Agency</u>	<u>Contractor</u>	<u>Description of Service</u>	<u>Begin DT</u>	<u>Expire DT</u>	<u>Contract Amt</u>	<u>2008 Pymnt</u>	<u>Federal Y or N</u>	<u>Federal Pymnt</u>	<u>Private Y or N</u>	<u>Private Pymnt</u>	<u>Competitively Bid Y or N</u>
DSS	WOMENS CENTER OF SO EASTERN CT	Shelters for Domestic Violence	10/1/2007	9/30/2008	336,101	141,211	Y	0	N	0	N
DSS	WOMENS CTR OF GRTR DANBURY INC	Women's Center of Greater Danb	10/1/2006	9/30/2007	173,527	35,276	Y	35,276	N	0	N
DSS	WOMENS CTR OF GRTR DANBURY INC	Shelter for Domestic Violence	10/1/2007	6/30/2009	330,449	159,923	Y	0	N	0	N
DSS	WOMEN'S SUPPORT SERVICES INC	125WES-SSP-03 Womens Support S	10/1/2006	9/30/2007	53,113	10,797	Y	0	N	10,797	N
DSS	WOMEN'S SUPPORT SERVICES INC	Shelters for Domestic Violence	10/1/2007	6/30/2009	101,073	42,316	Y	0	N	0	N
DSS	WORKFORCE ALLIANCE INC	Transportation to Work	4/1/2008	12/31/2008	611,370	0	Y	0	N	0	N
DSS	YALE UNIVERSITY	Fall Prevention	12/1/2007	6/30/2009	1,000,000	500,000	N	0	N	0	N
DSS	YMCA OF METROPOLITAN HARTFORD	Before & After School - YMCA (	7/1/2007	6/30/2008	25,759	25,759	N	0	N	0	N
DSS	YMCA OF METROPOLITAN HARTFORD	Child Day Care for YMCA of Met	1/1/2007	12/31/2007	177,840	100,241	Y	48,583	N	0	N
DSS	YMCA OF METROPOLITAN HARTFORD	Child Day Care for YMCA of Met	1/1/2008	12/31/2008	210,600	108,625	Y	71,318	N	0	N
DSS	YMCA OF N MIDDLESEX COUNTY	Before & After School - YMCA (	7/1/2007	6/30/2008	21,735	21,735	N	0	N	0	N
DSS	YOUNG WOMENS CHRISTIAN ASSOC	064YWC-ESS-19/06DSS3702DM	10/1/2006	9/30/2007	57,103	14,276	Y	14,276	N	0	N
DSS	YOUNG WOMENS CHRISTIAN ASSOC	Emergency Shelter Services	10/1/2007	9/30/2008	58,816	44,112	Y	42,827	N	0	N
DSS	YOUNG WOMENS CHRISTIAN ASSOC	064YWG-TLP-19/06DSS3802DM	10/1/2006	9/30/2007	119,001	29,750	N	0	N	0	N
DSS	YOUNG WOMENS CHRISTIAN ASSOC	Transitional Living Program	10/1/2007	9/30/2008	122,571	91,928	Y	0	N	0	N
DSS	YWCA OF GREENWICH	057YWC-SSP-18 / 06DSS5402DN	10/1/2006	9/30/2007	53,113	10,797	Y	10,797	N	0	N
DSS	YWCA OF GREENWICH	Shelter for Domestic Violence	10/1/2007	6/30/2009	92,948	43,878	Y	0	N	0	N
DSS	YWCA OF NEW BRITAIN	06DSS5002DL/089YWC-SBG-25	10/1/2006	9/30/2007	40,383	10,096	Y	2,109	N	0	N

STATE OF CONNECTICUT

Purchase of Service Contracts  
 DETAILS BY AGENCY  
 Fiscal Year 2008



<u>Agency</u>	<u>Contractor</u>	<u>Description of Service</u>	<u>Begin DT</u>	<u>Expire DT</u>	<u>Contract Amt</u>	<u>2008 Pymnt</u>	<u>Federal Y or N</u>	<u>Federal Pymnt</u>	<u>Private Y or N</u>	<u>Private Pymnt</u>	<u>Competitively Bid Y or N</u>
DSS	YWCA OF NEW BRITAIN	Services Block Grant	10/1/2007	9/30/2008	41,594	31,196	Y	5,512	N	0	N
DSS	YWCA OF NEW BRITAIN	School Age YWCANB	2/8/2008	6/30/2008	75,000	75,000	N	0	N	0	N
<b>DSS - Dept. of Social Services Total: 974</b>					<b>1,854,514,521</b>	<b>289,779,483</b>		<b>182,176,524</b>		<b>1,775,332</b>	
ESB	C W RESOURCES INC	Enhanced Employment Opportunit	7/1/2006	6/30/2008	111,407	26,809	Y	0	Y	6,498	Y
ESB	GOODWILL IND OF SPRINGFIELD	Enhanced Employment Opportunit	7/1/2006	6/30/2008	625,901	225,717	N	0	Y	5,420	Y
ESB	GOODWILL IND OF WESTERN CT INC	Enhanced Employment Opportunit	7/1/2006	6/30/2008	55,669	23,219	N	0	Y	5,408	Y
ESB	KUHN EMP OPPORTUNITIES INC	Enhanced Employment Opportunit	7/1/2006	6/30/2008	28,507	0	N	0	N	0	Y
ESB	MARRAKECH INC	Enhanced Employment Opportunit	7/1/2006	6/30/2008	637,839	258,272	N	0	Y	102,150	Y
ESB	THE KENNEDY CENTER INC	Enhanced Employment Opportunit	7/1/2006	6/30/2008	246,908	85,821	N	0	Y	0	Y
<b>ESB - Brd of Ed / Services f/t Blind Total: 6</b>					<b>1,706,231</b>	<b>619,839</b>		<b>0</b>		<b>119,477</b>	
MHA	ABILITY BEYOND DISABILITY	Vocational Rehabilitation/Emplo	7/1/2007	6/30/2011	811,398	405,699	N	0	N	0	N
MHA	ABILITY BEYOND DISABILITY	MH Group Homes	7/1/2007	6/30/2011	7,898,810	3,878,905	N	0	N	0	Y
MHA	ADVANCED BEHAVIORIAL HEALTH INC	SA Case Management - Project S	7/1/2007	6/30/2010	2,208,432	1,104,216	Y	731,737	N	0	N
MHA	ADVANCED BEHAVIORIAL HEALTH INC	Agency Management Services	7/1/2007	6/30/2011	13,885,512	6,742,756	Y	389,974	Y	30,000	N
MHA	ADVOCACY UNLIMITED INC	Advocacy and Education	7/1/2007	6/30/2011	652,836	328,668	N	1,500	N	0	N
MHA	ALCOHOL & DRUG RECOVERY CENTER	SA Recovery Houses	4/1/2007	6/30/2009	585,000	325,000	N	0	N	0	Y
MHA	ALCOHOL & DRUG RECOVERY CENTER	Recovery Oriented Employment S	4/1/2008	6/30/2011	716,693	37,721	N	0	N	0	Y

STATE OF CONNECTICUT

Purchase of Service Contracts  
 DETAILS BY AGENCY  
 Fiscal Year 2008



<u>Agency</u>	<u>Contractor</u>	<u>Description of Service</u>	<u>Begin DT</u>	<u>Expire DT</u>	<u>Contract Amt</u>	<u>2008 Pymnt</u>	<u>Federal Y or N</u>	<u>Federal Pymnt</u>	<u>Private Y or N</u>	<u>Private Pymnt</u>	<u>Competitively Bid Y or N</u>
MHA	ALCOHOL & DRUG RECOVERY CENTER	MH Access and Triage Services	7/1/2007	6/30/2011	3,224,428	1,612,214	Y	178,632	N	0	Y
MHA	ALCOHOL & DRUG RECOVERY CENTER	SA Outpatient	7/1/2007	6/30/2010	5,279,930	2,639,965	Y	865,909	N	0	N
MHA	ALSO CORNERSTONE INC	SA - Prevention	7/1/2006	8/15/2007	808,534	39,181	N	39,181	N	0	N
MHA	ALSO CORNERSTONE INC	Forensic Pre-Trial Drug Educat	7/1/2007	6/30/2010	1,815,000	469,368	N	0	Y	469,368	Y
MHA	ALSO CORNERSTONE INC	MH Outpatient	7/1/2007	6/30/2011	7,255,659	3,450,946	Y	331,320	N	0	N
MHA	AMERICAN SCHOOL FOR THE DEAF	Vocational Rehabilitation/Empl	7/1/2007	12/31/2008	226,474	140,316	N	0	N	0	N
MHA	AMITY FOUNDATION	MH Case Management	1/1/2008	12/31/2011	631,600	35,000	N	0	N	0	N
MHA	APPLIED BEHAVIORIAL REHAB	MH Supervised Apartments	7/1/2007	6/30/2011	303,238	151,619	N	0	N	0	N
MHA	ARTREACH INCORPORATED	MH social Rehabilitation and C	7/1/2007	6/30/2011	583,142	291,571	N	0	N	0	N
MHA	BECKET FAMILY SERVICES	Young Adult Services	12/1/2007	6/30/2010	2,430,850	117,865	N	0	N	0	N
MHA	BENHAVEN INC	MH Outpatient	6/13/2007	6/12/2008	15,000	6,130	N	0	N	0	N
MHA	BETH-EL CENTER INC	MH Housing PILOTS Program	9/1/2007	6/30/2011	222,333	48,433	N	0	N	0	Y
MHA	BRIDGE HOUSE INC	MH Residential Support	7/1/2007	6/30/2011	2,731,405	1,362,076	Y	55,617	N	0	N
MHA	BRIDGES	Young Adult Services	7/1/2006	12/31/2008	630,000	231,483	N	0	N	0	N
MHA	BRIDGES	MH Outpatient	7/1/2007	6/30/2011	11,758,390	5,920,945	Y	145,596	N	0	N
MHA	BRISTOL HOSPITAL INC	SA Intensive Outpatient	7/1/2007	6/30/2011	70,780	33,940	Y	19,840	N	0	N
MHA	BUSINESS & INDUSTRY FOUNDATION	SA Vocational Rehabilitation	7/1/2007	6/30/2011	391,945	187,688	Y	120,641	Y	50,837	N
MHA	C W RESOURCES INC	Vocational Rehabilitation/Empl	7/1/2007	6/30/2011	500,929	257,941	N	0	N	0	N

STATE OF CONNECTICUT

Purchase of Service Contracts  
 DETAILS BY AGENCY  
 Fiscal Year 2008



<u>Agency</u>	<u>Contractor</u>	<u>Description of Service</u>	<u>Begin DT</u>	<u>Expire DT</u>	<u>Contract Amt</u>	<u>2008 Pymnt</u>	<u>Federal Y or N</u>	<u>Federal Pymnt</u>	<u>Private Y or N</u>	<u>Private Pymnt</u>	<u>Competitively Bid Y or N</u>
MHA	CASAC	Problem Gambling Prevention	7/1/2006	8/31/2007	4,500	2,500	N	0	Y	2,500	N
MHA	CASAC	Primary Prevention	7/1/2007	6/30/2011	434,887	227,027	Y	158,242	Y	53,680	N
MHA	CATHOLIC CHARITIES INC	Forensic Pre-Trial Drug Educat	7/1/2007	6/30/2010	340,000	140,474	N	0	Y	140,474	Y
MHA	CATHOLIC CHARITIES INC	SA Outpatient	7/1/2007	6/30/2011	613,906	306,953	Y	97,893	N	0	N
MHA	CATHOLIC CHARITIES INC	MH Outpatient	7/1/2007	6/30/2010	1,012,464	506,232	N	0	N	0	N
MHA	CATHOLIC CHARITIES OF FAIRFIELD	MH Residential Support	7/1/2007	6/30/2010	139,188	69,594	N	0	N	0	N
MHA	CATHOLIC CHARITIES OF FAIRFIELD	MH Case Management	7/1/2007	6/30/2011	2,515,032	1,257,516	Y	40,000	N	0	N
MHA	CENTER FOR HUMAN DEVELOPMENT INC	MH Supervised Apartments	7/1/2007	6/30/2011	2,127,358	1,014,408	N	0	N	0	N
MHA	CENTER FOR HUMAN DEVELOPMENT INC	MH Transitional Residential	7/1/2007	6/30/2011	2,761,447	1,388,459	N	0	N	0	N
MHA	CENTER FOR HUMAN DEVELOPMENT INC	MH Group Homes	7/1/2007	6/30/2011	5,229,315	2,487,369	N	0	N	0	N
MHA	CENTRAL CONNECTICUT COAST YMCA	MH Case Management	7/1/2007	6/30/2011	647,992	323,996	Y	77,973	N	0	N
MHA	CENTRAL CT STATE UNIVERSITY	Best Practices	7/1/2007	6/30/2011	288,748	144,374	Y	137,420	N	0	N
MHA	CENTRAL NAUGATUCK VALLEY HELP INC	SA Outpatient	7/1/2007	6/30/2010	3,379,071	1,693,105	Y	79,446	N	0	N
MHA	CHARLOTTE HUNGERFORD HOSP	MH Outpatient	7/1/2007	6/30/2011	2,911,094	1,453,376	Y	185,934	N	0	N
MHA	CHEMICAL ABUSE SERVICES AGENCY INC	SA Outpatient	7/1/2007	6/30/2011	3,549,157	1,686,649	Y	608,093	N	0	N
MHA	CHILD & FAMILY AGENCY SOUTHEASTERN CT	Best Practices	7/1/2007	6/30/2011	318,114	159,057	Y	151,397	N	0	N
MHA	CHRYSALIS CENTER INC	MH Transitional Residential	7/1/2007	6/30/2011	8,036,252	4,078,924	Y	316,996	N	0	N
MHA	CITY OF BRIDGEPORT	Prevention & Intervention	9/30/2006	9/29/2009	255,000	85,000	Y	85,000	N	0	Y

STATE OF CONNECTICUT

Purchase of Service Contracts  
 DETAILS BY AGENCY  
 Fiscal Year 2008



<u>Agency</u>	<u>Contractor</u>	<u>Description of Service</u>	<u>Begin DT</u>	<u>Expire DT</u>	<u>Contract Amt</u>	<u>2008 Pymnt</u>	<u>Federal Y or N</u>	<u>Federal Pymnt</u>	<u>Private Y or N</u>	<u>Private Pymnt</u>	<u>Competitively Bid Y or N</u>
MHA	CITY OF NEW HAVEN	Prevention & Intervention	9/30/2006	9/29/2009	180,000	60,000	Y	60,000	N	0	Y
MHA	CNCL OF CHURCHES OF GRTR BPT INC	SA Vocational Rehabilitation	7/1/2007	6/30/2011	90,068	43,374	N	0	N	0	N
MHA	COLUMBUS HOUSE INC	MH - Case Management	7/1/2006	7/31/2007	406,271	44,727	N	44,727	N	0	N
MHA	COLUMBUS HOUSE INC	Recovery House	4/1/2007	6/30/2009	585,000	260,000	N	0	N	0	Y
MHA	COLUMBUS HOUSE INC	Forensic Jail Diversion	7/1/2007	6/30/2011	4,309,163	2,123,209	Y	460,794	N	0	N
MHA	COMMUNICARE INC	MH Emergency/Crisis Services	7/1/2007	6/30/2011	1,348,687	671,775	N	0	N	0	N
MHA	COMMUNITY ENTERPRISES INC	Vocational Rehabilitation/Empl	7/1/2007	6/30/2011	830,892	415,446	N	0	N	0	N
MHA	COMMUNITY HEALTH CENTER INC	MH Case Management	7/1/2007	6/30/2011	200,168	100,084	Y	47,000	N	0	N
MHA	COMMUNITY HEALTH RESOURCES	MH emergency/Crisis Services	7/1/2007	6/30/2011	24,513,447	12,144,652	Y	269,841	N	0	N
MHA	COMMUNITY HEALTH SERVICES INC	SA Outpatient	7/1/2007	6/30/2011	588,562	294,281	Y	54,675	N	0	N
MHA	COMMUNITY MENTAL HEALTH AFFILIATES INC	MH - ACT	7/1/2006	2/15/2008	10,170,436	4,897	Y	4,897	N	0	N
MHA	COMMUNITY MENTAL HEALTH AFFILIATES INC	MH Emergency/Crisis Services	7/1/2007	6/30/2011	22,237,327	11,075,249	Y	369,258	N	0	N
MHA	COMMUNITY PREVENTION AND	Forensic Pre- Trial Drug Educa	7/1/2007	6/30/2010	650,000	226,778	N	0	Y	226,778	Y
MHA	COMMUNITY PREVENTION AND	SA Outpatient	7/1/2007	6/30/2011	3,846,606	1,923,303	Y	1,007,804	N	0	N
MHA	COMMUNITY RENEWAL TEAM INC	Prevention & Intervention	9/30/2006	9/29/2009	150,000	50,000	Y	50,000	N	0	Y
MHA	COMMUNITY RENEWAL TEAM INC	MH Outpatient	7/1/2007	6/30/2011	1,338,132	669,066	Y	55,000	N	0	N
MHA	COMMUNITY RESOURCES FOR JUSTICE	Forensic Case Management	4/1/2008	6/30/2009	828,039	0	N	0	N	0	N
MHA	CONN RENAISSANCE INC	Forensic Pre-Trial Drug Educat	7/1/2007	6/30/2011	2,070,000	515,395	N	0	Y	515,395	Y

STATE OF CONNECTICUT

Purchase of Service Contracts  
 DETAILS BY AGENCY  
 Fiscal Year 2008



<u>Agency</u>	<u>Contractor</u>	<u>Description of Service</u>	<u>Begin DT</u>	<u>Expire DT</u>	<u>Contract Amt</u>	<u>2008 Pymnt</u>	<u>Federal Y or N</u>	<u>Federal Pymnt</u>	<u>Private Y or N</u>	<u>Private Pymnt</u>	<u>Competitively Bid Y or N</u>
MHA	CONN RENAISSANCE INC	SA Outpatient	7/1/2007	6/30/2011	3,756,742	2,078,546	Y	238,788	N	0	N
MHA	CONNECTICUT ASSETS NETWORK INC	Prevention & Intervention	7/1/2007	6/30/2011	593,156	296,578	Y	284,701	N	0	N
MHA	CONNECTICUT CHILDREN & FAMILY CENTER	Primary Prevention	7/1/2007	6/30/2011	310,170	141,975	Y	77,342	Y	50,432	N
MHA	CONNECTICUT COMM FOR ADDICTION RECOVERY	Warmline / Peer Support	8/3/2007	6/30/2010	787,500	247,500	N	0	N	0	Y
MHA	CONNECTICUT COMM FOR ADDICTION RECOVERY	Primary Prevention	7/1/2007	6/30/2011	894,122	447,061	Y	298,376	N	0	N
MHA	CONNECTICUT LEGAL RIGHTS PROJECT INC	Advocacy and Education	7/1/2007	6/30/2011	189,058	94,529	N	0	N	0	N
MHA	CONTINUUM OF CARE INC	MH - Crisis	7/1/2006	7/31/2007	516,905	17,612	N	17,612	N	0	N
MHA	CONTINUUM OF CARE INC	MH Emergency/Crisis Services	7/1/2007	6/30/2011	6,596,408	3,389,374	Y	158,061	N	0	N
MHA	COORDINATING CNCL FOR CHILDREN IN CRISIS	MH Case Management	7/1/2007	6/30/2011	151,602	75,801	Y	52,324	N	0	N
MHA	CROSSROADS INC	SA Intermediate/Long Term Trea	7/1/2007	6/30/2011	7,504,680	3,751,840	Y	427,603	N	0	N
MHA	CTE INC	SA Intermediate/Long Term Trea	7/1/2007	6/30/2011	129,846	64,923	Y	35,264	N	0	N
MHA	DANBURY HOSPITAL	MH Emergency/Crisis Services	7/1/2007	6/30/2011	3,070,422	1,535,211	Y	294,001	N	0	N
MHA	DAY KIMBALL HOSPITAL	MH Outpatient	7/1/2007	6/30/2011	212,662	99,779	N	0	N	0	N
MHA	DIXWELL NEWHALLVILLE COMM	MH Outpatient	7/1/2007	6/30/2011	884,912	442,456	N	0	N	0	N
MHA	EAST OF THE RIVER ACTION	Primary Prevention	7/1/2007	6/30/2011	349,506	164,903	Y	97,698	Y	52,258	N
MHA	EASTER SEAL REHAB CTR OF GRTR WTBY INC	Vocational Rehabilitation/Empl	7/1/2007	6/30/2011	1,247,152	623,576	N	0	N	0	N
MHA	EASTER SEALS GOODWILL INDUST	Vocational Rehabilitation/Empl	7/1/2007	6/30/2011	1,179,360	584,677	N	0	N	0	N
MHA	EASTER SEALS GTR HTFD REHAB CTR	Vocational Rehabilitation/Empl	7/1/2007	6/30/2011	600,164	300,082	N	0	N	0	N

STATE OF CONNECTICUT

Purchase of Service Contracts  
 DETAILS BY AGENCY  
 Fiscal Year 2008



<u>Agency</u>	<u>Contractor</u>	<u>Description of Service</u>	<u>Begin DT</u>	<u>Expire DT</u>	<u>Contract Amt</u>	<u>2008 Pymnt</u>	<u>Federal Y or N</u>	<u>Federal Pymnt</u>	<u>Private Y or N</u>	<u>Private Pymnt</u>	<u>Competitively Bid Y or N</u>
MHA	EDUCATION CONNECTION	Vocational Rehabilitation/Empl	7/1/2007	6/30/2011	578,792	289,396	N	0	N	0	N
MHA	FAIRFIELD COUNSELING SERVICES INC	SA Outpatient	7/1/2007	6/30/2011	81,338	40,669	Y	8,700	N	0	N
MHA	FAIRFIELD UNIVERSITY	Prevention & Intervention	9/30/2006	9/29/2009	150,000	50,000	Y	50,000	N	0	Y
MHA	FAMILY & CHILDRENS AGENCY INC	SA Patient Hospitalization	7/1/2007	6/30/2011	1,164,729	560,198	Y	195,077	N	0	N
MHA	FAMILY INTERVENTION CTR	Primary Prevention	7/1/2007	6/30/2011	306,552	147,026	Y	82,124	Y	50,837	N
MHA	FARRELL TREATMENT CENTER	SA Outpatient	7/1/2007	6/30/2011	648,776	324,388	N	0	N	0	N
MHA	FELLOWSHIP INC	MH - Psychosocial Rehab	7/1/2006	7/31/2007	230,172	16,654	N	16,654	N	0	N
MHA	FELLOWSHIP INC	MH Residential Support	7/1/2007	6/30/2011	2,587,370	1,285,358	Y	91,599	N	0	N
MHA	FOCUS ALTERNATIVE LEARNING CENTER INC	MH Traumatic Brain Injury	11/1/2007	10/31/2008	3,000	0	N	0	N	0	N
MHA	FOCUS ON RECOVERY-UNITED INC	MH Social Rehabilitation and C	7/1/2007	6/30/2011	444,044	222,022	N	0	N	0	N
MHA	FRIENDSHIP SERV CTR OF NB INC	SA Shelters	7/1/2007	6/30/2011	293,260	146,630	Y	83,346	N	0	N
MHA	FSW INC CT	MH Accute Inpatient	7/1/2006	8/31/2007	10,000	315	N	0	N	0	N
MHA	FSW INC CT	SWCMHS - Interpreter services	8/1/2006	7/31/2007	15,000	0	N	0	N	0	N
MHA	FSW INC CT	MH Case Management	7/1/2007	6/30/2011	781,054	390,527	N	0	N	0	N
MHA	GERMAINE LAWRENCE INCORPORATED	Young Adult Services	10/18/2007	9/30/2011	1,079,231	52,423	N	0	N	0	N
MHA	GILEAD HOUSE INC	MH Group Homes	7/1/2007	6/30/2011	10,569,368	5,324,252	N	0	N	0	N
MHA	GOODWILL IND OF WESTERN CT INC	MH Supervised Apartments	7/1/2007	6/30/2011	823,752	411,876	N	0	N	0	N
MHA	GOODWILL IND OF WESTERN CT INC	ABI/TBI	7/1/2007	6/30/2008	950,000	950,000	N	0	N	0	N



STATE OF CONNECTICUT

Purchase of Service Contracts  
 DETAILS BY AGENCY  
 Fiscal Year 2008



<u>Agency</u>	<u>Contractor</u>	<u>Description of Service</u>	<u>Begin DT</u>	<u>Expire DT</u>	<u>Contract Amt</u>	<u>2008 Pymnt</u>	<u>Federal Y or N</u>	<u>Federal Pymnt</u>	<u>Private Y or N</u>	<u>Private Pymnt</u>	<u>Competitively Bid Y or N</u>
MHA	GOODWILL IND OF WESTERN CT INC	MH Group Homes	7/1/2007	6/30/2011	2,622,298	1,311,149	N	0	N	0	Y
MHA	GUARDIAN AD LITEM SERVICES INC	Advocacy and Education	7/1/2007	6/30/2011	868,926	434,463	N	0	N	0	N
MHA	HALL-BROOKE FOUNDATION INC	MH Residential Support	7/1/2007	6/30/2011	1,668,543	732,397	N	0	N	0	N
MHA	HANDS ON HARTFORD INC	MH Group Homes	7/1/2007	6/30/2011	326,562	149,427	N	0	N	0	N
MHA	HARBOR HEALTH SERVICES INC	MH Outpatient	7/1/2007	6/30/2011	8,863,284	4,417,788	N	0	N	0	N
MHA	HARTFORD BEHAVIORAL HEALTH	Prevention & Intervention	9/30/2006	9/29/2009	255,000	85,000	Y	85,000	N	0	Y
MHA	HARTFORD BEHAVIORAL HEALTH	MH Outpatient	7/1/2007	6/30/2011	2,176,310	1,088,155	N	0	N	0	N
MHA	HARTFORD DISPENSARY	MH Acute Inpatient	7/1/2007	6/30/2008	74,880	67,840	N	0	N	0	N
MHA	HARTFORD DISPENSARY	SA - AIDS/HIV	7/1/2006	12/31/2007	564,799	138,090	Y	138,090	N	0	N
MHA	HARTFORD DISPENSARY	Dual Diagnosis Outpatient	7/1/2007	6/30/2011	4,945,106	2,446,288	Y	1,153,425	N	0	N
MHA	HARTFORD HOSPITAL	MH Acute Inpatient	10/1/2007	6/30/2008	3,500	0	N	0	N	0	N
MHA	HARTFORD HOSPITAL	Acute	8/24/2007	8/23/2008	10,000	0	N	0	N	0	N
MHA	HARTFORD HOSPITAL	CVH forensic consultations	8/24/2006	9/15/2007	10,000	9,240	N	0	N	0	N
MHA	HARTFORD HOSPITAL	Acute Inpatient	10/1/2007	6/30/2008	14,500	0	N	0	N	0	N
MHA	HARTFORD HOSPITAL	MH Acute Inpatient	9/1/2007	8/30/2008	17,000	4,200	N	0	N	0	N
MHA	HARTFORD HOSPITAL	MH Acute Inpatient	8/1/2007	7/31/2008	30,000	0	N	0	N	0	N
MHA	HARTFORD HOSPITAL	CH electroconvulsive therapy	7/1/2006	9/30/2007	30,000	12,540	N	0	N	0	N
MHA	HARTFORD HOSPITAL	MH Outpatient	7/1/2007	6/30/2011	3,313,932	1,656,966	N	0	N	0	N

STATE OF CONNECTICUT

Purchase of Service Contracts  
 DETAILS BY AGENCY  
 Fiscal Year 2008



<u>Agency</u>	<u>Contractor</u>	<u>Description of Service</u>	<u>Begin DT</u>	<u>Expire DT</u>	<u>Contract Amt</u>	<u>2008 Pymnt</u>	<u>Federal Y or N</u>	<u>Federal Pymnt</u>	<u>Private Y or N</u>	<u>Private Pymnt</u>	<u>Competitively Bid Y or N</u>
MHA	HELPING HAND CTR INC	SA Intermediate/Long Term Trea	7/1/2007	6/30/2011	650,510	303,501	Y	50,313	N	0	N
MHA	HILL HEALTH CORPORATION	SA Outpatient	7/1/2007	6/30/2011	3,531,766	1,487,637	Y	851,667	N	0	N
MHA	HOGAR CREA INTL OF CT INC	SA Intermediate/Long Term Trea	7/1/2007	6/30/2011	76,838	38,419	Y	36,568	N	0	N
MHA	HOSPITAL OF SAINT RAPHAEL	MH Outpatient	7/1/2007	6/30/2011	427,067	265,686	Y	162,536	N	0	N
MHA	HOUSATONIC VALLEY COALITION	Primary Prevention	7/1/2007	6/30/2011	411,173	198,214	Y	132,924	Y	50,837	N
MHA	HUMAN RESOURCE DEV AGENCY	MH Social Rehabilitation and C	7/1/2007	6/30/2011	856,062	428,031	N	0	N	0	N
MHA	HUMAN SERVICES COUNCIL INC	Primary Prevention	7/1/2007	6/30/2011	219,940	103,720	Y	43,177	Y	47,996	N
MHA	IMMACULATE CONCEPTION SHELTER &	MH Residential Support	7/1/2007	6/30/2011	453,891	188,154	Y	51,834	N	0	N
MHA	INST FOR APPLIED BEHAVIOR ANALYS	Young Adult Services	1/2/2008	8/31/2009	101,360	79,610	N	0	N	0	N
MHA	INSTITUTE FOR COMMUNITY RESEARCH	Best Practices	7/1/2007	6/30/2011	359,628	179,814	Y	171,153	N	0	N
MHA	INTER COMM MENTAL HLTH GRP INC	Prevention Research	6/1/2008	9/29/2008	73,200	0	Y	0	N	0	Y
MHA	INTER COMM MENTAL HLTH GRP INC	MH Emergency/Crisis Services	7/1/2007	6/30/2011	9,079,004	4,555,303	Y	136,713	N	0	N
MHA	INTERFAITH HSG ASSOC	MH Residential Support	7/1/2007	6/30/2011	38,000	12,666	N	0	N	0	Y
MHA	INTERLUDE INC	MH Supervised Apartments	7/1/2007	6/30/2011	1,797,361	901,118	N	0	N	0	N
MHA	JOHN J DRISCOLL UNITED LABOR AGENCY INC	SA Vocational Rehabilitation	7/1/2007	6/30/2011	496,430	248,215	Y	9,626	N	0	N
MHA	JUDGE ROTENBERG EDUC CTR INC	Young Adult Services	7/1/2007	6/30/2008	321,211	209,536	N	0	N	0	N
MHA	KEYSTONE HOUSE INC	MH Group Homes	7/1/2007	6/30/2011	4,679,280	2,364,552	N	0	N	0	N
MHA	KUHN EMP OPPORTUNITIES INC	Vocational Rehabilitation/Empl	7/1/2007	6/30/2011	779,042	381,414	Y	24,162	N	0	N

STATE OF CONNECTICUT

Purchase of Service Contracts  
 DETAILS BY AGENCY  
 Fiscal Year 2008



<u>Agency</u>	<u>Contractor</u>	<u>Description of Service</u>	<u>Begin DT</u>	<u>Expire DT</u>	<u>Contract Amt</u>	<u>2008 Pymnt</u>	<u>Federal Y or N</u>	<u>Federal Pymnt</u>	<u>Private Y or N</u>	<u>Private Pymnt</u>	<u>Competitively Bid Y or N</u>
MHA	LAUREL HOUSE INC	MH Residential Support	7/1/2007	6/30/2011	2,640,250	1,320,125	N	0	N	0	N
MHA	LAWRENCE AND MEMORIAL HOSPITAL	MH Acute Inpatient	7/1/2007	6/30/2011	74,354	29,375	N	0	N	0	N
MHA	LEDGE LIGHT HEALTH DIST	Prevention & Intervention	9/30/2006	6/29/2009	231,000	77,000	Y	77,000	N	0	Y
MHA	LEEWAY INC	MH Residential Support	7/1/2007	6/30/2011	98,336	49,168	N	0	N	0	N
MHA	LIBERATION PROGRAMS INC	Primary Prevention	7/1/2007	6/30/2011	262,656	135,578	Y	74,316	Y	48,706	N
MHA	LIBERATION PROGRAMS INC	SA Outpatient	7/1/2007	6/30/2011	7,543,604	3,771,802	Y	1,253,074	N	0	N
MHA	LIBERTY COMMUNITY SERVICES	MH Residential Support	7/1/2007	6/30/2011	698,730	349,365	Y	57,464	N	0	N
MHA	MANCHESTER MEMORIAL HOSPITAL	MH Acute Inpatient	7/1/2007	6/30/2011	206,000	103,000	N	0	N	0	Y
MHA	MANSFIELD TOWN TREASURER	Prevention & Intervention	9/30/2006	9/29/2009	150,000	50,000	Y	50,000	N	0	Y
MHA	MARRAKECH DAY SERVICES	Provide treatment/CMHC	7/1/2006	3/31/2008	344,968	86,242	N	0	N	0	N
MHA	MARRAKECH DAY SERVICES	MH Acquired Brain Injury	7/1/2007	6/30/2008	355,319	177,660	N	0	N	0	N
MHA	MARRAKECH DAY SERVICES	Vocational Rehabilitation/Empl	7/1/2007	6/30/2011	499,588	199,039	N	0	N	0	Y
MHA	MARRAKECH DAY SERVICES	MH Group Homes	7/1/2007	6/30/2011	4,244,279	2,118,538	N	0	N	0	N
MHA	MCCALL FOUNDATION INC	Forensic Pre-Trial Drug Educat	7/1/2007	6/30/2010	270,000	102,277	N	0	Y	102,277	Y
MHA	MCCALL FOUNDATION INC	Prevention & Intervention	9/30/2006	9/29/2009	351,000	117,000	Y	117,000	N	0	Y
MHA	MCCALL FOUNDATION INC	SA Outpatient	7/1/2007	6/30/2011	1,978,169	898,937	Y	252,360	N	0	N
MHA	MENTAL HEALTH ASSOCIATION OF CT INC	MH Group Homes	7/1/2007	6/30/2011	549,350	280,687	N	0	N	0	N
MHA	MENTAL HEALTH ASSOCIATION OF CT INC	MH Supervised Apartments	7/1/2007	6/30/2011	5,573,420	2,801,960	N	0	N	0	N

STATE OF CONNECTICUT

Purchase of Service Contracts  
 DETAILS BY AGENCY  
 Fiscal Year 2008



<u>Agency</u>	<u>Contractor</u>	<u>Description of Service</u>	<u>Begin DT</u>	<u>Expire DT</u>	<u>Contract Amt</u>	<u>2008 Pymnt</u>	<u>Federal Y or N</u>	<u>Federal Pymnt</u>	<u>Private Y or N</u>	<u>Private Pymnt</u>	<u>Competitively Bid Y or N</u>
MHA	MENTAL HEALTH ASSOCIATION OF CT INC	MH Supervised Apartments	7/1/2007	6/30/2011	9,005,034	4,615,017	N	0	N	0	N
MHA	MERCY HOUSING & SHELTERCORP	MH Emergency/Crisis Services	7/1/2007	6/30/2011	4,311,039	2,344,540	Y	194,164	N	0	N
MHA	MERIDEN & WALLINGFORD SUBSTANCE	Primary Prevention	7/1/2007	6/30/2011	248,669	134,293	Y	73,971	Y	47,996	N
MHA	MICAH HOUSING INC	MH Supervised Apartments	7/1/2007	6/30/2011	162,254	81,127	N	0	N	0	Y
MHA	MIDDLESEX HOSPITAL	MH Outpatient	7/1/2007	6/30/2011	834,647	385,540	N	0	N	0	N
MHA	MIDWESTERN CT CNSL ON ALCOHOLISM	Forensic Pre-Trial Drug Educat	7/1/2007	6/30/2010	460,000	174,091	N	0	Y	174,091	Y
MHA	MIDWESTERN CT CNSL ON ALCOHOLISM	SA Outpatient	7/1/2007	6/30/2011	4,213,250	2,092,000	Y	785,681	Y	140,533	N
MHA	MORRIS FOUNDATION	SA Outpatient	7/1/2007	6/30/2011	5,606,909	2,869,079	Y	913,089	N	0	N
MHA	MULTILINGUAL REHAB & ASSESMENT	MH Acute Inpatient	10/1/2007	6/30/2008	15,000	0	N	0	N	0	N
MHA	MY SISTERS PLACE INC	MH Residential Support	7/1/2007	6/30/2011	3,016,970	1,836,285	Y	47,632	N	0	N
MHA	N WEST CTR FOR FAMILY SERVICE &	MH Outpatient	7/1/2007	6/30/2011	204,558	102,279	N	0	N	0	N
MHA	NAMI OF CONNECTICUT INC	Advocacy & Education	7/1/2007	6/30/2011	542,046	272,523	Y	67,576	N	0	N
MHA	NATCHAUG HOSP INC	SA Inpatient Detoxification F	7/1/2007	6/30/2011	100,000	34,700	N	0	N	0	N
MHA	NATCHAUG HOSP INC	MH Acute Inpatient	7/1/2007	6/30/2011	1,882,428	982,870	N	0	N	0	N
MHA	NEW DIRECTIONS INC OF N CNTRL CT	SA Outpatient	7/1/2007	6/30/2011	460,590	230,295	Y	156,909	N	0	N
MHA	NEW DIRECTIONS INC OF N CNTRL CT	Forensic Pre-Trial Drug Educat	7/1/2007	6/30/2010	480,000	171,488	N	0	Y	171,488	Y
MHA	NEW HAVEN HOME RECOVERY INC	MH Emergency/Crisis Services	7/1/2007	6/30/2011	724,366	372,183	N	0	N	0	N
MHA	NEW MILFORD HOSPITAL INC	MH Outpatient	7/1/2007	6/30/2011	553,686	276,843	N	0	N	0	N

STATE OF CONNECTICUT

Purchase of Service Contracts  
 DETAILS BY AGENCY  
 Fiscal Year 2008



<u>Agency</u>	<u>Contractor</u>	<u>Description of Service</u>	<u>Begin DT</u>	<u>Expire DT</u>	<u>Contract Amt</u>	<u>2008 Pymnt</u>	<u>Federal Y or N</u>	<u>Federal Pymnt</u>	<u>Private Y or N</u>	<u>Private Pymnt</u>	<u>Competitively Bid Y or N</u>
MHA	NEWTOWN YOUTH SERVICES INC	Prevention & Intervention	9/30/2006	9/29/2009	186,000	62,000	Y	62,000	N	0	Y
MHA	NORTHEAST COMMUNITIES AGAINST	Primary Prevention	7/1/2007	6/30/2011	567,891	364,218	Y	147,211	Y	52,258	N
MHA	NORWALK HOSPITAL ASSOCIATION	MH Outpatient	7/1/2007	6/30/2011	4,337,186	2,168,593	N	0	N	0	N
MHA	OP HOPE OF FAIRFIELD INC	MH Residential Support	7/1/2007	6/30/2011	742,212	354,481	N	0	N	0	N
MHA	OPTIMUS HEALTH CARE INC	MH Outpatient	7/1/2007	6/30/2011	1,275,318	637,659	N	0	N	0	N
MHA	PACES COUNSELING ASSOC INC	Forensic Pre-Trial Drug Educat	7/1/2007	6/30/2011	1,010,000	386,517	N	0	Y	386,517	Y
MHA	PATHWAYS INC	MH Group Homes	7/1/2007	6/30/2011	1,959,034	979,517	N	0	N	0	N
MHA	PERCEPTION PROGRAMS INC	SA Outpatient	7/1/2007	6/30/2011	2,228,840	1,114,420	Y	297,917	N	0	N
MHA	POSITIVE DIRECTIONS	Prevention & Intervention	9/30/2006	9/29/2009	255,000	63,750	Y	63,750	N	0	Y
MHA	POSITIVE DIRECTIONS	SA Outpatient	7/1/2007	6/30/2011	414,638	207,319	Y	137,420	N	0	N
MHA	PRIME TIME HOUSE	MH Social Rehabilitation and C	7/1/2007	6/30/2011	1,532,616	766,308	N	0	N	0	N
MHA	REGIONAL NETWORK OF PROGRAMS INC	SA Outpatient	7/1/2007	6/30/2011	7,509,589	4,037,734	Y	953,551	N	0	N
MHA	REGIONAL YOUTH & ADULT SUBSTANCE ABUSE	Primary Prevention	7/1/2007	6/30/2011	238,740	119,370	Y	56,291	Y	50,127	N
MHA	RELIANCE HOUSE INC	ABI/TBI	7/6/2007	6/30/2008	45,000	34,043	N	0	N	0	N
MHA	RELIANCE HOUSE INC	MH Transitional Residential	7/1/2007	6/30/2011	15,399,552	7,430,657	Y	44,441	N	0	N
MHA	RUSHFORD CENTER INC	Prevention & Intervention	9/30/2006	9/29/2009	510,000	170,000	Y	170,000	N	0	Y
MHA	RUSHFORD CENTER INC	Forensic Pre-Trial Drug Educat	7/1/2007	6/30/2010	680,000	255,086	N	0	Y	255,086	Y
MHA	RUSHFORD CENTER INC	SA - Prevention	7/1/2006	2/15/2008	7,713,265	7,033	Y	7,033	N	0	N

STATE OF CONNECTICUT

Purchase of Service Contracts  
 DETAILS BY AGENCY  
 Fiscal Year 2008



<u>Agency</u>	<u>Contractor</u>	<u>Description of Service</u>	<u>Begin DT</u>	<u>Expire DT</u>	<u>Contract Amt</u>	<u>2008 Pymnt</u>	<u>Federal Y or N</u>	<u>Federal Pymnt</u>	<u>Private Y or N</u>	<u>Private Pymnt</u>	<u>Competitively Bid Y or N</u>
MHA	RUSHFORD CENTER INC	MH Emergency/Crisis Services	7/1/2007	6/30/2011	16,619,596	8,519,711	Y	971,455	N	0	N
MHA	SAINT FRANCIS HOSPITAL & MEDICAL CENTER	MH Acute Inpatient	9/1/2007	8/31/2008	3,000	0	N	0	N	0	N
MHA	SAINT FRANCIS HOSPITAL & MEDICAL CENTER	Advocacy and Education	7/1/2006	6/30/2009	571,672	189,871	N	189,871	N	0	N
MHA	SCADD INC	SA Outpatient	7/1/2007	6/30/2011	3,901,968	1,794,488	Y	302,688	N	0	N
MHA	SEARCH FOR CHANGE INC	Vocational Rehabilitation/Empl	7/1/2007	6/30/2011	586,624	293,362	N	0	N	0	N
MHA	SHELTER FOR THE HOMELESS INC	MH Social Rehabilitation and C	7/1/2007	6/30/2011	296,342	148,171	Y	44,170	N	0	N
MHA	SOUND COMMUNITY SERVICES INC	MH Outpatient	7/1/2007	6/30/2011	12,898,101	6,569,006	Y	218,674	N	0	N
MHA	SOUTH CENTRAL BEHAVIORAL HEALTH	MH Emergency/Crisis Services	7/1/2007	6/30/2011	1,535,402	783,051	Y	104,648	N	0	N
MHA	SOUTHEASTERN REGIONAL ACTION COUNCIL ON	Primary Prevention	7/1/2007	6/30/2011	345,960	159,085	Y	91,141	Y	52,969	N
MHA	ST LUKE'S COMMUNITY SERV INC	Forensic Jail Diversion	7/1/2007	6/30/2011	7,190,828	1,095,414	Y	108,719	N	0	N
MHA	ST MARY'S HOSPITAL CORP	MH Outpatient	7/1/2007	6/30/2011	421,388	225,884	N	0	N	0	N
MHA	ST VINCENT DEPAUL MISSION OF WATERBURY	MH Group Homes	7/1/2007	6/30/2011	2,942,100	1,463,850	N	0	N	0	N
MHA	ST VINCENT DEPAUL PL MIDDLETOWN	MH Case Management	7/1/2007	6/30/2011	563,437	242,927	Y	43,224	N	0	N
MHA	STAMFORD HOSPITAL	Mh Acute Inpatient	7/1/2007	6/30/2011	655,574	327,787	N	0	N	0	N
MHA	STONINGTON INSTITUTION	Forensic Pre-Trial Drug Educat	7/1/2007	6/30/2010	660,000	246,882	N	0	Y	246,882	Y
MHA	STRATFORD TOWN TREASURER	Prevention & Intervention	9/30/2006	9/29/2009	225,000	75,000	Y	75,000	N	0	Y
MHA	SUBSTANCE ABUSE ACTION COUNCIL OF CT INC	Primary Prevention	7/1/2007	6/30/2008	148,435	148,435	Y	84,915	Y	49,416	N
MHA	SUPPORTIVE ENVIRO LIVING FAC INC	MH Supervised Apartments	7/1/2007	6/30/2011	2,702,616	1,351,308	N	0	N	0	N

STATE OF CONNECTICUT

Purchase of Service Contracts  
 DETAILS BY AGENCY  
 Fiscal Year 2008



<u>Agency</u>	<u>Contractor</u>	<u>Description of Service</u>	<u>Begin DT</u>	<u>Expire DT</u>	<u>Contract Amt</u>	<u>2008 Pymnt</u>	<u>Federal Y or N</u>	<u>Federal Pymnt</u>	<u>Private Y or N</u>	<u>Private Pymnt</u>	<u>Competitively Bid Y or N</u>
MHA	THE ACCESS AGENCY INC	MH Residential Support	7/1/2007	6/30/2010	78,280	39,140	N	0	N	0	Y
MHA	THE APT FOUNDATION INC	SA Outpatient	7/1/2007	6/30/2011	10,946,250	5,347,625	Y	1,336,334	N	0	N
MHA	THE CONNECTION INC	Forensic Office of Court Evalu	3/15/2008	3/14/2009	10,000	0	N	0	N	0	N
MHA	THE CONNECTION INC	Treatment sexual disordered	3/15/2007	3/14/2008	20,000	2,070	N	0	N	0	N
MHA	THE CONNECTION INC	Forensic Jail Diversion	3/1/2007	6/30/2009	1,528,470	595,000	N	0	N	0	Y
MHA	THE CONNECTION INC	SA Outpatient	7/1/2007	6/30/2011	6,945,545	3,435,566	Y	1,321,187	Y	486,433	N
MHA	THE CONSULTATION CENTER INC	MH Case Management	7/1/2007	6/30/2011	863,620	431,810	Y	257,724	N	0	N
MHA	THE CT WOMENS CONSORTIUM INC	Advocacy and Education	7/1/2007	6/30/2011	1,899,931	931,343	N	0	N	0	N
MHA	THE FAMILY CENTER	MH Residential Support	7/1/2007	6/30/2011	556,656	328,328	N	0	N	0	N
MHA	THE GOVERNOR'S PREVENTION PARTNERSHIP	Primary Prevention	7/1/2007	6/30/2011	1,621,302	810,651	Y	261,479	Y	40,000	N
MHA	THE KENNEDY CENTER INC	MH Social Rehabilitation and C	7/1/2007	6/30/2011	1,646,083	796,844	Y	25,094	N	0	N
MHA	THE MAY INSTITUTE	MH Case Management	3/1/2008	6/30/2012	2,037,748	38,618	N	0	N	0	N
MHA	THE MULTICULTURAL LEADERSHIP	Primary Prevention	7/1/2007	6/30/2011	662,958	326,499	Y	311,498	N	0	N
MHA	TORRINGTON CHAPTER OF FISH INC	MH Case Management	7/1/2007	6/30/2011	64,228	32,114	N	0	N	0	N
MHA	TOTAL RENAL CARE OF NEW YORK INC	MH Acquired Brain Injury	7/1/2007	6/30/2010	1,750,000	318,240	N	0	N	0	N
MHA	TOWN OF BRANFORD	Prevention & Intervention	9/30/2006	9/29/2009	195,000	65,000	Y	65,000	N	0	Y
MHA	TOWN OF CHESHIRE	Prevention & Intervention	9/30/2006	9/30/2009	126,000	42,000	Y	42,000	N	0	Y
MHA	TOWN OF CLINTON	Prevention & Intervention	9/30/2006	9/29/2009	222,000	74,000	Y	74,000	N	0	Y

STATE OF CONNECTICUT

Purchase of Service Contracts  
 DETAILS BY AGENCY  
 Fiscal Year 2008



<u>Agency</u>	<u>Contractor</u>	<u>Description of Service</u>	<u>Begin DT</u>	<u>Expire DT</u>	<u>Contract Amt</u>	<u>2008 Pymnt</u>	<u>Federal Y or N</u>	<u>Federal Pymnt</u>	<u>Private Y or N</u>	<u>Private Pymnt</u>	<u>Competitively Bid Y or N</u>
MHA	TOWN OF ELLINGTON	Prevention & Intervention	9/30/2006	9/29/2009	255,000	85,000	Y	85,000	N	0	Y
MHA	TOWN OF ENFIELD	Prevention & Intervention	9/30/2006	9/29/2009	255,000	85,000	Y	85,000	N	0	Y
MHA	TOWN OF GLASTONBURY	Prevention & Intervention	9/30/2006	9/29/2009	255,000	85,000	Y	85,000	N	0	Y
MHA	TOWN OF NEW LONDON	Prevention & Intervention	9/30/2006	9/29/2009	255,000	85,000	Y	63,750	N	0	Y
MHA	TOWN OF STAFFORD	SA Outpatient	7/1/2007	6/30/2011	189,300	94,650	Y	20,349	N	0	N
MHA	TRUMBULL TOWN TREASURER	Prevention & Intervention	9/30/2006	9/29/2009	198,000	66,000	Y	66,000	N	0	Y
MHA	TVCCA INC	MH Housing PILOTS Program	2/1/2008	6/30/2011	486,875	59,375	N	0	N	0	Y
MHA	UCONN HEALTH CENTER	CRMHC case & medic mgmt 8&23	12/1/2005	2/29/2008	38,000	9,500	N	0	N	0	N
MHA	UNITED COMMUNITY & FAMILY SERVICES INC	SA Outpatient FY '09	7/1/2007	6/30/2011	485,906	242,953	N	0	Y	242,953	N
MHA	UNITED SERVICES INC	MH - OUTPATIENT	7/1/2006	2/15/2008	935,265	2,392	N	2,392	N	0	N
MHA	UNITED SERVICES INC	MH Emergency/Crisis Services	7/1/2007	6/30/2011	15,778,545	7,496,362	Y	553,397	N	0	N
MHA	VALLEY MENTAL HEALTH CTR	MH Outpatient	7/1/2007	6/30/2008	5,795,434	5,795,434	Y	78,872	N	0	N
MHA	VINFEN OF CONNECTICUT INC	MH Case Management	1/1/2008	6/30/2012	1,361,923	28,378	N	0	N	0	N
MHA	WATERBURY HOSPITAL	MH Emergency/Crisis Services	7/1/2007	6/30/2011	4,576,592	2,285,787	Y	290,164	N	0	N
MHA	WATERBURY YOUTH SERV SYSTEM INC	Prevention & Intervention	9/30/2006	9/29/2009	218,000	60,000	Y	60,000	N	0	Y
MHA	WATERFORD TOWN TREASURER	Prevention & Intervention	9/30/2006	9/29/2009	255,000	85,000	Y	85,000	N	0	Y
MHA	WHEELER CLINIC INC	Tobacco Prevention and Enforce	3/1/2007	6/30/2010	300,000	100,000	Y	100,000	N	0	Y
MHA	WHEELER CLINIC INC	Forensic Pre-Trial Drug Educat	7/1/2007	6/30/2010	1,320,000	480,215	N	0	Y	480,215	Y



STATE OF CONNECTICUT

Purchase of Service Contracts  
 DETAILS BY AGENCY  
 Fiscal Year 2008



<u>Agency</u>	<u>Contractor</u>	<u>Description of Service</u>	<u>Begin DT</u>	<u>Expire DT</u>	<u>Contract Amt</u>	<u>2008 Pymnt</u>	<u>Federal Y or N</u>	<u>Federal Pymnt</u>	<u>Private Y or N</u>	<u>Private Pymnt</u>	<u>Competitively Bid Y or N</u>
MHA	WHEELER CLINIC INC	SA Outpatient	7/1/2007	6/30/2011	3,972,910	1,986,455	Y	1,028,527	Y	180,843	N
MHA	WILLIAM W BACKUS HOSPITAL	MH Acute Inpatient	7/1/2007	6/30/2011	91,906	32,482	N	0	N	0	N
MHA	WILLIAM W BACKUS HOSPITAL	MH Emergency/Crisis Services	7/1/2007	6/30/2011	1,005,858	502,929	N	0	N	0	N
MHA	WINDHAM SMALL PROPERTIES	MH Case Management	7/1/2007	6/30/2011	196,672	98,336	N	0	N	0	N
MHA	WOMENS CENTER OF SO EASTERN CT	MH Housing PILOTS Program	10/1/2007	6/30/2010	241,920	112,140	N	0	N	0	Y
MHA	YALE NEW HAVEN HOSPITAL	MH Acute Inpatient	7/15/2007	6/30/2010	37,125	4,125	N	0	N	0	N
MHA	YALE NEW HAVEN HOSPITAL	MH Emergency/Crisis Services	7/1/2007	6/30/2011	760,382	380,191	N	0	N	0	N
MHA	YALE UNIVERSITY	MH Outpatient	7/1/2007	6/30/2011	249,848	124,924	N	0	N	0	N
MHA	YALE UNIVERSITY	Vocational Rehabilitation/Empl	7/1/2007	6/30/2011	736,848	366,467	N	0	N	0	N
MHA	YALE UNIVERSITY	MH Outpatient	7/1/2007	6/30/2011	1,033,375	513,748	N	0	Y	120,000	N
MHA	YOUNG WOMENS CHRISTIAN ASSOC	MH Case Management	7/1/2007	6/30/2011	117,182	58,591	N	0	N	0	N
MHA	YOUTH & FAMILY SERVICES OF HADDAM	Prevention & Intervention	9/30/2006	9/29/2009	165,000	55,000	Y	55,000	N	0	Y
MHA	YOUTH CHALLENGE OF CONNECTICUT	SA Intermediate/Long Term Trea	7/1/2007	6/30/2011	62,452	31,226	Y	29,721	N	0	N
<b>MHA - Mental Heath &amp; Addiction Serv. Total: 254</b>					<b>504,951,631</b>	<b>233,997,534</b>		<b>27,475,637</b>		<b>5,070,182</b>	
<b>Total: 1,942</b>					<b>3,672,493,152</b>	<b>1,140,767,496</b>		<b>230,312,746</b>		<b>7,698,527</b>	