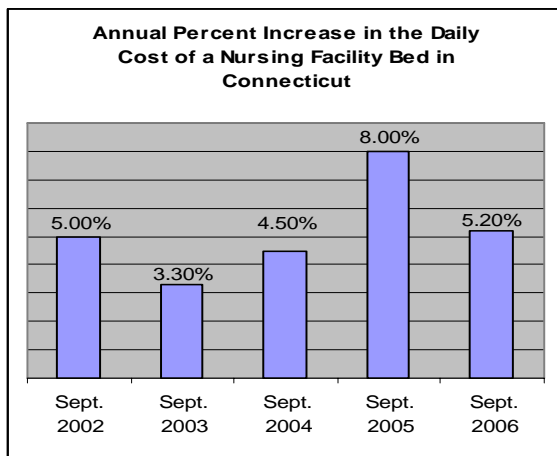


STATE OF CONNECTICUT
ANNUAL NURSING FACILITY CENSUS
SEPTEMBER 30, 2006

COST OF CARE

A nursing home resident now pays on average nearly \$300 a day in Connecticut. As of September 30, 2006, the average cost of a semi-private nursing home bed was \$299 a day or over \$109,000 for the entire year. This represents a rise in cost of approximately five percent from the previous year when the average cost was \$284 a day. The average annual percentage change over the last five years has been 5.2 percent for private pay rates.



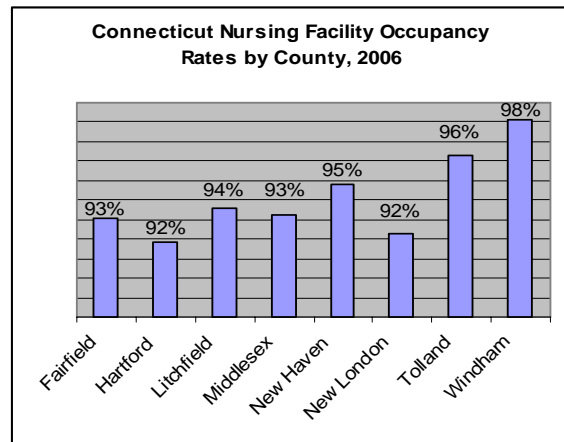
NURSING FACILITIES

In Connecticut, nursing facilities are licensed at two levels of care: Chronic and Convalescent Nursing Homes (CCNH), also known as Skilled Nursing Facilities, and Rest Homes with Nursing Supervision (RHNS), also called Intermediate Care Facilities. Of the 246 nursing facilities in Connecticut, 211 (86%) have a CCNH license, 31 (13%) have both a CCNH and a RHNS license, and four facilities (2%) provide care under a RHNS license only.

The number of nursing facilities has remained stable over the last three years although the total number of licensed beds has continued to decline. Of the 246 nursing facilities operating in Connecticut on September 30, 2006, the majority

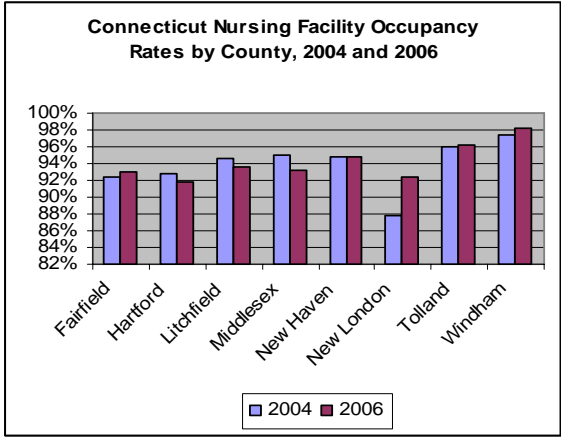
were for profit (77%), a three percent increase from 2004. As in previous years, virtually all of these facilities were certified by Medicare (99%) and 96 percent were certified by Medicaid.

Although the number of facilities has remained virtually the same, the numbers of licensed nursing facility beds in the state have continued to decline. On September 30, 2006, there were 28,665 CCNH beds and 992 RHNS beds licensed in Connecticut. Between 2004 and 2006, the total number of licensed nursing facility beds decreased by 144, or one-half a percent. The number of CCNH beds increased by 1.5 percent (411) during these three years while the number of RHNS beds decreased by 36 percent (555), continuing a trend of eliminating RHNS beds or converting them to CCNH beds.



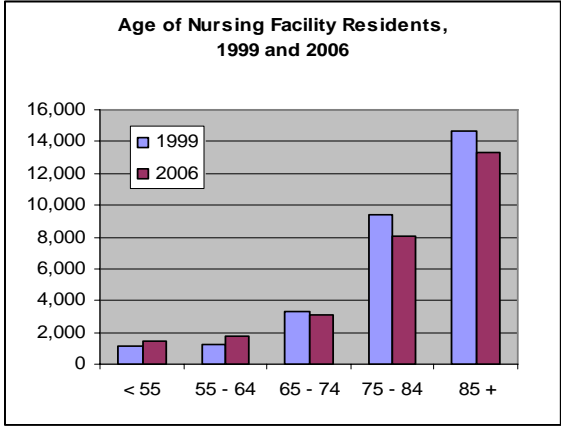
Of the 29,657 licensed nursing facility beds in the state, 93 percent were occupied on September 30, 2006, a one percent decrease from the previous year. Regionally, the availability of beds varied, ranging from Hartford and New London, with an occupancy rate of 92 percent, to Windham County, with an occupancy rate of 98 percent.

There were some notable changes in bed occupancy between September 30th, 2004 and



2006. The percentage of beds occupied in New London County rose from 88 percent to 92 percent. Moving in the opposite direction, Middlesex County dropped from an occupancy rate of 95 percent in 2004 to 93 percent in 2006.

RESIDENT DEMOGRAPHICS



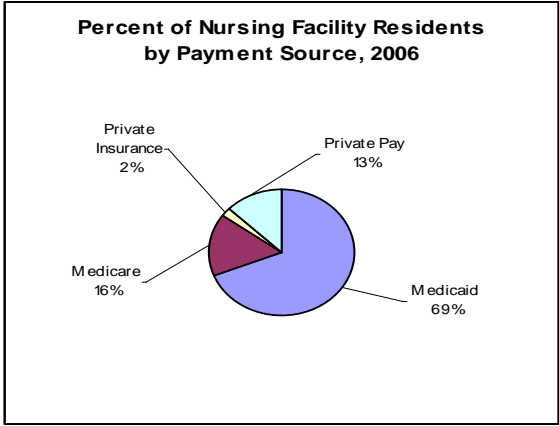
On September 30, 2006, there were 27,689 individuals residing in Connecticut nursing facilities, a seven percent decrease from individuals receiving care in a nursing facility on the same date in 1999. In 2006, the majority of residents were white (88%), female (71%), and

without a spouse (82%); a profile that has remained consistent over the years. Eleven percent of the residents were under age 65, 40 percent were between the age of 65 and 84, and 48 percent were age 85 or older.

Between 1999 and 2006 there was a 24 percent increase (275) in the number of younger nursing home residents under the age of 65 and an eight percent decrease (2,390) in the residents age 65 and older. During that time, the greatest increase was among residents age 55 to 64 (38%) and the greatest decrease was among residents age 75 to 84 (15%).

PAYMENT SOURCE

Medicaid remained the dominant source of payment for nursing facility stays in Connecticut in 2006, covering 69 percent of the residents. Medicare covered the next largest segment of residents (16%), followed by residents who pay privately out-of-pocket (13%). The remaining two percent of residents were covered by either private medical insurance or long-term care insurance. Nearly 30 percent of nursing facility residents with long-term care insurance were covered by Connecticut Partnership for Long-Term Care policies.



This fact sheet provides the third year of data from the Connecticut Annual Nursing Facility Census. From 1997 until 2003, the State of Connecticut Nursing Facility Registry provided a longitudinal database of demographic and health data for all Connecticut nursing facility residents. Beginning in 2004, this registry was modified and renamed. The Connecticut Annual Nursing Facility Census provides aggregate information on the status of nursing facilities and their residents for September 30th of each year.

Produced by the Policy Development and Planning Division,
 Connecticut State Office of Policy and Management, February 2007

