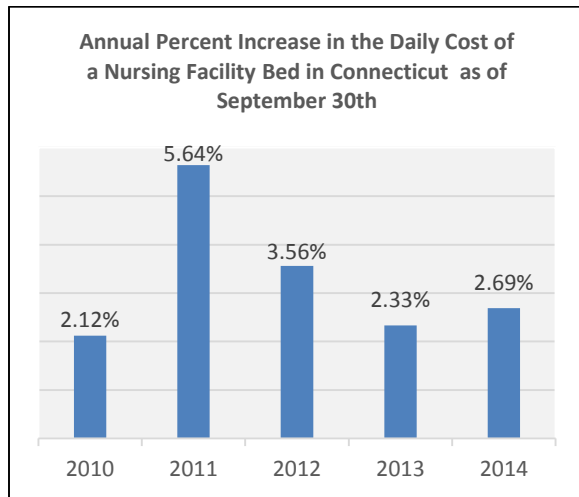


STATE OF CONNECTICUT
ANNUAL NURSING FACILITY CENSUS
SEPTEMBER 30, 2014

COST OF CARE

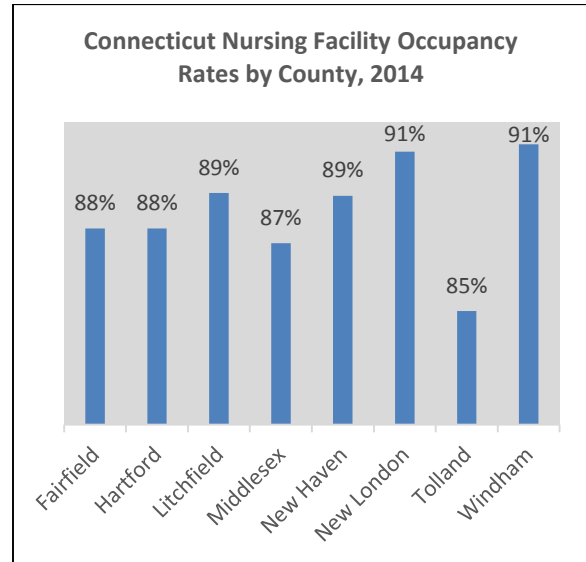
As of September 30, 2014, it costs a private pay nursing facility resident an average of \$400 a day for a semi-private nursing facility bed, or over \$146,000 for the entire year. This represents a rise in cost of 2.7 percent from the previous year average rate of \$390 a day. The average annual percentage change over the last five years has been 3.3 percent for private pay rates.



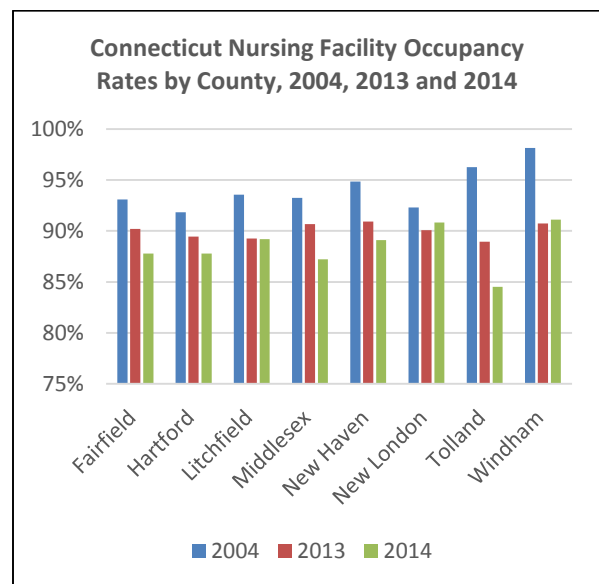
In Connecticut, nursing facilities are licensed at two levels of care: Chronic and Convalescent Nursing Homes (CCNH), also known as Skilled Nursing Facilities, and Rest Homes with Nursing Supervision (RHNS), also called Intermediate Care Facilities.

OCCUPANCY

Occupancy rates continue to gradually decline. The average nursing facility occupancy rate in Connecticut was 89 percent as of September 30, 2014, a one point decrease from 2013 and a two percent decrease from 2012. Regionally, the availability of beds varies, ranging from an occupancy rate of 91 percent in New London and Windham Counties to 85 percent in Tolland County as of September 30, 2014.



Between 2013 and 2014, there was a decrease in the average occupancy rate in Fairfield (-2.4%), Hartford (-1.7%), Litchfield (-0.1%), Middlesex (-3.5%), New Haven (-1.8%) and Tolland (-4.4%) Counties. In contrast, New London (0.7%) and Windham (0.4%) Counties experienced increases.



NURSING FACILITIES

A total of 231 licensed nursing facilities were operating in Connecticut as of September 30, 2014, the same number that were in business in 2013. With regard to nursing facility beds, the total number has declined by 7.7 percent (2,291) between September 30, 2004 and 2014, decreasing from 29,801 to 27,510 beds.

As of September 30, 2014 there were 27,040 CCNH beds and 470 RHNS beds, for a total of 27,510. Over time, nursing facilities have been either phasing out RHNS beds or converting them to CCNH beds. Between 2004 and 2014, the number of RHNS beds decreased from 1,547 to 470, or 69 percent.

The proportion of facilities with non-profit status decreased from 26 percent (63) in 2004 to 20 percent (47) in 2014 and the proportion of facilities with a for-profit status increased from 74 percent (183) to 80 percent (184).

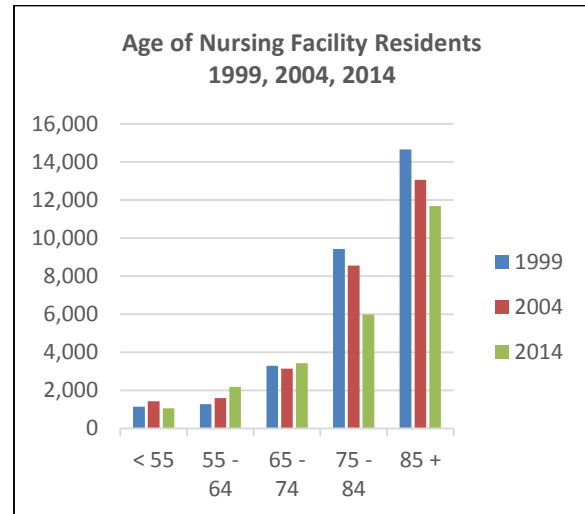
Of the 231 nursing facilities in Connecticut in 2014, 215 had a CCNH license, 14 had both a CCNH and a RHNS license, and two facilities provided care under a RHNS license only.

RESIDENT DEMOGRAPHICS

On September 30, 2014, there were 24,341 individuals residing in Connecticut nursing facilities, 435 fewer than on the same date in 2013 and 3,455 fewer than in 2004.

In 2014, the majority of residents were white (84%), female (68%), and without a spouse (81%); a profile that has remained consistent over the years. With regard to age, 13 percent were under 65 years of age, 39 percent were between 65 and 84, and 48 percent were age 85 or older.

Since 2004, the percentage of younger nursing facility residents under age 55 decreased by 26% (371), the percentage of residents age 55 to 74 increased by 19% (878), and the number of residents age 75 and older decreased by 18% (3,946).



PAYMENT SOURCE

Medicaid remained the dominant source of payment for nursing facility stays in Connecticut in 2014, covering 70 percent of the residents. Medicare covered the next largest segment of residents (16%), followed by residents who pay privately out-of-pocket (9%). Twenty-five percent of nursing facility residents with long-term care insurance were covered by Connecticut Partnership for Long-Term Care policies.

This fact sheet provides the eleventh year of data from the Connecticut Annual Nursing Facility Census. From 1997 until 2003, the State of Connecticut Nursing Facility Registry provided a longitudinal database of demographic and health data for all Connecticut nursing facility residents. Beginning in 2004, this registry was modified and renamed. The Connecticut Annual Nursing Facility Census provides aggregate information on the status of nursing facilities and their residents on September 30th of each year.

Produced by the Policy Development and Planning Division,
Connecticut State Office of Policy and Management

