



**State of Connecticut**  
**OFFICE OF POLICY AND MANAGEMENT**

---

**REPORT TO THE GENERAL ASSEMBLY**

***Purchase of Service Contracts***

---

**Benjamin Barnes**  
**Secretary**  
**Office of Policy and Management**  
**450 Capitol Avenue**  
**Hartford, Connecticut 06106**

**Submitted November 6, 2013**



STATE OF CONNECTICUT  
OFFICE OF POLICY AND MANAGEMENT

November 6, 2013

The Honorable Brendan Sharkey  
Speaker of the House  
Connecticut General Assembly

The Honorable Lawrence F. Cafero Jr.  
House Minority Leader  
Connecticut General Assembly

The Honorable Donald E. Williams, Jr.  
President Pro Tempore  
Connecticut General Assembly

The Honorable John McKinney  
Senate Minority Leader  
Connecticut General Assembly

This report fulfills the statutory responsibility of the Office of Policy and Management pursuant to C.G.S. § 4-70b to report on the Purchase of Service (POS) contracting activity of State agencies. In addition, Public Act 11-238 requires that the report include an assessment of the aggregate financial condition of non-profit, community-based health and human service agencies that enter into POS contracts.

This report seeks to provide information to state legislators, policymakers, and the public about state agencies' Purchase of Service activity for State fiscal year 2013 as well as the aggregate financial condition of POS providers.

We welcome your questions and comments.

A handwritten signature in black ink, appearing to read "Benjamin Barnes", with a long, sweeping underline.

Benjamin Barnes  
Secretary  
Office of Policy and Management

*This page is intentionally left blank*

**TABLE OF CONTENTS**

	<b>Page</b>
<b>Introduction</b> . . . . .	5
A. Purpose . . . . .	5
B. Background . . . . .	5
C. Statutes . . . . .	5
D. Recent POS Activity . . . . .	6
E. Scope and Methodology . . . . .	7
F. Aggregate Financial Condition of Non-Profit Providers of POS Services . . . . .	7
G. Inquiries . . . . .	10
 <b>Part I. Summary Data</b> . . . . .	 11
A. Total Number of POS . . . . .	11
I. Chart of Competitive and Noncompetitive All Contracts. . . . .	12
II. Chart of Competitive and Noncompetitive Contracts Over \$20K . . . . .	13
III. Chart of Competitive and Noncompetitive Contracts Under \$20K . . . . .	14
 <b>Part II. Detail Data</b> . . . . .	 15
A. Detail Data . . . . .	15

## INTRODUCTION

### A. Purpose

This document summarizes information regarding Purchase of Service (POS) contracting activity of State agencies for State fiscal year 2013. As required by Public Act 11-238, this report includes an assessment of the aggregate financial condition of non-profit, community-based health and human services agencies that enter into POS contracts.

### B. Background

A POS contract is a contract between a State agency and a private provider organization or municipality for the purpose of obtaining direct health and human services for agency clients. The contract generally is not used for the sole purpose of purchasing administrative or clerical services, material goods, training and consulting services. POS contracts cannot be used to contract with individuals.

Using the Office of Policy and Management (OPM) standard contract template, an agency may enter into a POS contract for a single year or for multiple years. It may be either a competitive or non-competitive contract. A contract may cover a number of services and be amended for a variety of reasons during its term.

For fiscal year 2013, there were seven major human service agencies in the current POS system: Department of Children and Families, Department of Correction, Department of Developmental Services, Department of Mental Health and Addiction Services, Department of Public Health, Department of Social Services and Department of Rehabilitation Services. Recent reorganizations have resulted in three new POS agencies: Department of Housing, State Department of Aging, and the Office of Early Childhood Education. These three new POS agencies will be reflected in the report for fiscal year 2014.

### C. Statutes

C.G.S. 4-70b requires the Secretary of the Office of Policy and Management to “establish uniform policies and procedures for obtaining, managing and evaluating the quality and cost effectiveness of human services purchased from private providers”. Further, the Secretary is required to “ensure all state agencies which purchase human services comply with such policies and procedures” and to report annually to the General Assembly on the state's purchase of service contracting activity.

C.G.S. 4-230 to 4-236 requires a nonprofit organization that expends \$300,000 or more in state funds in its fiscal year to submit to a uniform audit within six months of the close of the fiscal year end. The Office of Policy and Management administers the State Single Audit for municipalities and non-profit entities. Additionally, the Secretary of OPM is required to “adopt regulations establishing uniform standards which prescribe the cost accounting principles to be used in the administration of state financial assistance by the recipients of such assistance”.

An Attorney General's opinion dated November 9, 2005 stated that there is no legal distinction between a POS contract and a Personal Service Agreement (PSA). It also stated that the statutes that apply to PSAs, CGS 4-212 et seq., also apply to POS contracts. Subsequent to this opinion, OPM implemented a POS request system that requires agencies to submit requests to OPM prior to entering into POS contracts.

#### D. Recent POS Activity

More than a decade since its inception, the POS project continues to build upon past standardization efforts. Examples of recent efforts include the following:

- In September 2011, Governor Malloy established the Governor's Cabinet on Nonprofit Health and Human Services to bring together representatives from the executive branch staff, General Assembly, nonprofit providers and labor to address issues that challenge Connecticut's nonprofit human service delivery system. The Commission is chaired by Terry Edelstein, Non-Profit Liaison to the Governor, and Peter DeBiasi, President and CEO of the Access Community Action Agency. The Cabinet and its work groups have been meeting regularly, with the initial Cabinet report submitted to the Governor in October 2012. The next report and set of recommendations scheduled is to be submitted in November 2013. Information about the Cabinet can be found on the [OPM website](#).
- In early 2012, the Secretary of OPM established the Purchase of Service Contract Efficiency Project Office, which was comprised of staff donated three days per week from POS agencies. The purpose of the Project Office was to streamline, standardize and automate contract development and execution, financial reporting and payment systems associated with POS contracts. The Project Office submitted its report to the Secretary of OPM in April 2013. The report's major recommendations included the implementation an automated contract management system, standardized and streamlined financial reports, and improved business processes. These and the report's other recommendations are now in the implementation phase.
- Monthly, OPM convenes a meeting of the **State's contract managers** from the major health and human services agencies to discuss and resolve issues of mutual concern. Agencies include the Departments of Social Services (DSS), Developmental Disabilities (DDS), Public Health (DPH), Mental Health and Addiction Services (DMHAS), Children and Families (DCF) and Correction (DOC).
- On an ongoing basis, the Non-Profit Liaison to the Governor and OPM maintain communications with the **Connecticut Nonprofit Human Services Cabinet**, a statewide coalition comprised of 20 nonprofit human service associations and organizations representing approximately 800 providers. The purpose is to promote their members' understanding of and compliance with the State's contracting requirements.
- As required, OPM coordinates any updates or revisions of the State's **standard contract** for POS with the Attorney General's Office, the six POS agencies, and the Nonprofit Cabinet.
- OPM develops and maintains contracting forms required by State statutes or the Governor's Executive Orders, including **ethics affidavits** and **nondiscrimination certifications**.

## **E. Scope and Methodology**

This report describes the contracting activities of executive branch agencies with respect to Purchase of Service contracts for SFY2013. Activities of the legislative and judicial branches of state government are excluded from this report.

The data represented in this report is captured from Core-CT, the statewide financial system. Agencies are required to enter POS contracts into the procurement contracts module within Core-CT. The data presented in this report is only as accurate as the data entered by State agencies into Core-CT. Core-CT Structured Query Reports (SQR) are utilized to extract the contract data for this report.

OPM summarizes the information obtained from Core-CT and submits an annual report to the General Assembly. The data in this report represents POS contracts that were in effect during SFY2013. POS contracts can range from a few months to several years in duration. Accordingly, the total dollar amount of a POS contract may represent several years of activity. Also, many POS contracts overlap during a fiscal year. For example, if a POS contract ends December 31<sup>st</sup> and a new contract starts with the same provider on January 1<sup>st</sup>, then two contracts (and two contract amounts) would be included in this report. Due to these factors, this report represents several years of POS contracting activity, not just annual activity.

The payment amounts presented in this report are payments made by State agencies to Purchase of Service contractors during SFY2013. Please note that annual payment amounts are often substantially less than the total contract amounts. This is due to the fact that the annual contract amounts represent more than one year of contracting activity while the payment amounts represent activity for one year. For this reason, the annual payment amounts are a better gauge of annual contracting activity.

## **F. Aggregate Financial Condition of Non-Profit Providers of POS Services**

As indicated, Public Act 11-238 requires the Secretary of OPM to provide an assessment of the financial condition of non-profit POS providers. For this report, OPM used the framework developed by the Commission on Non-Profit Health and Human Services in 2011 in their review of the financial condition of these providers. The commission took a sample of 101 of 490 health and human services providers that were required to conduct an audit for fiscal year 2009 due to having expended \$100,000 or over in State funds for the fiscal year. The work group then proceeded to use information from these audits to calculate various financial ratios specific to non-profits to test the financial fitness of the sample group. The group was also broken down by those with annual revenues less than \$300,000, those between \$300,000 and \$2 million and those with revenues over \$2 million annually.

In seeking to replicate this work for this report, OPM reviewed the fiscal year 2010 and 2011 audits conducted for the aforementioned 101 non-profits. Based on recent changes in the state law regarding the threshold for when an audit must be conducted and organizational changes among non-profits, only 86 of the 101 providers had audits done for both fiscal year 2010 and 2011. The ratios calculated for 2009, 2010 and 2011 for these 86 providers are in the table included below. Ratios for fiscal year 2012 reflect the 83 providers from the original 101 for which audits were available.

In addition to developing the financial ratios, the commission sought to outline some standard measurements against which these ratios could be compared in assessing the financial condition of agencies. These measurements are included with the ratios included in the table. The financial ratios included in the table are:

**Defensive Interval:** This is a measure of liquidity in which cash and other readily available funds are divided by average monthly expenses, which indicates how many months of expenses could be funded by an entity's liquid assets if no additional funding was received.

**Operating Reserves Ratio:** This measure compares the amount of reserves (available net assets) a non-profit has compared to its annual expenses, and helps indicate the ability of a provider to deal with unforeseen circumstances.

**Savings Indicator:** This measure compares annual operating surpluses or losses against annual expenses. A positive ratio would indicate some level of increase in savings.

**Debt Ratio:** This measure compares total debt to total assets. The higher the percentage of debt, the less financial flexibility an entity has.

**Current Ratio:** This is another liquidity measure in which current (i.e. more liquid) assets are compared to current (i.e. more immediate) liabilities.

The method of calculating each of these ratios along with a measure of what might be considered a substandard ratio is included in the table.

**Schedule-Financial Ratios from Stratified Sample of Non-Profit Health and Human Services Providers**

	All	Revenues \$300k to \$2m	Revenues \$2m to \$10m	Revenues \$10m +
<b>Defensive Interval</b> <i>Definition: (Cash + Marketable Securities + Receivable)/Average Monthly Expenses</i>				
<b>Substandard Ratio*</b>	Less than 1	Less than 1	Less than 1	Less than 1
Median FY2009	1.780	1.595	1.749	1.923
Median FY2010	1.887	1.578	1.717	2.198
Median FY2011	1.807	1.350	1.807	2.209
Median FY 2012	2.03	1.210	1.676	2.035
# of non-profits sampled - 2012 ^	83	18	31	34
# More than 3	22	6	5	11
# 1-3	43	5	17	21
# less than 1	18	7	9	2
# less than 0	0	0	0	0
2012: % with ratio more than 3	25.6%	40.0%	33.3%	73.3%
2012: % with ratio between 1 - 3	50.0%	33.3%	113.3%	140.0%
2012: % with ratio less than 1	19.8%	46.7%	60.0%	13.3%

	All	Revenues \$300k to \$2m	Revenues \$2m to \$10m	Revenues \$10m +
<b>Operating Reserves Ratio</b> <i>Definition: Operating Reserves/Annual Operating Expenses</i>				
<b>Substandard Ratio*</b>	Less than 25%	Less than 25%	Less than 25%	Less than 25%
Median FY2009	11.3%	10.6%	18.6%	10.4%
Median FY2010	14.0%	14.0%	15.8%	12.5%
Median FY2011	14.1%	11.5%	16.8%	13.2%
Median FY2012	16.9%	13.1%	23.0%	16.5%
# of non-profits sampled - 2012 ^	83	18	31	34
# more than 25%	31	7	14	10
# 10-25%	24	3	8	13
# 0-10%	17	4	4	9
# less than 0%	11	4	5	2
2012: % more than 25%	36.0%	38.9%	45.2%	29.4%
2012: % 10-25%	27.9%	16.7%	25.8%	38.2%
2012: % 0-10%	19.8%	22.2%	12.9%	26.5%
2012: % less than 0%	12.8%	22.2%	16.1%	5.9%



	All	Revenues \$300k to \$2m	Revenues \$2m to \$10m	Revenues \$10m +
<b>Savings Indicator</b>	<i>Definition: (Revenue - Expenses)/Total Expense</i>			
<b>Substandard Ratio*</b>	Less than 2%	Less than 2%	Less than 2%	Less than 2%
Median FY2009	0.0%	-1.7%	0.1%	0.4%
Median FY2010	0.3%	1.3%	0.0%	0.8%
Median FY2011	0.1%	-0.4%	0.1%	-0.2%
Median FY2012	0.3%	0.3%	0.3%	0.4%
# of non-profits sampled - 2012 ^	83	18	31	34
# more than 5%	13	0	7	6
# 2-5%	9	3	3	3
# 0-2%	24	7	8	10
# less than 0%	36	8	13	15
2012: % more than 5%	15.1%	0.0%	19.4%	17.1%
2012: % 2-5%	10.5%	20.0%	8.3%	8.6%
2012: % 0-2%	27.9%	46.7%	22.2%	28.6%
2012: % less than 0%	41.9%	53.3%	36.1%	42.9%

	All	Revenues \$300k to \$2m	Revenues \$2m to \$10m	Revenues \$10m +
<b>Debt Ratio</b>	<i>Definition: Average Total Debt/Average Total Assets</i>			
<b>Substandard Ratio*</b>	Over 50%	Over 50%	Over 50%	Over 50%
Median FY2009	57.1%	49.0%	53.7%	63.1%
Median FY2010	55.8%	48.0%	59.9%	59.2%
Median FY2011	54.3%	57.4%	51.0%	53.3%
Median FY2012	55.4%	66.8%	54.4%	55.1%
# of non-profits sampled - 2012 ^	83	18	31	34
# more than 100%	9	3	3	2
# 50-100%	39	8	14	19
# 25-50%	15	0	8	7
# 0-25%	19	7	6	6
2012: % more than 100%	10.5%	20.0%	8.3%	5.7%
2012: % 50-100%	45.3%	53.3%	38.9%	54.3%
2012: % 25-50%	17.4%	0.0%	22.2%	20.0%
2012: % 0-25%	22.1%	46.7%	16.7%	17.1%

	All	Revenues \$300k to \$2m	Revenues \$2m to \$10m	Revenues \$10m +
<b>Current Ratio</b>	<i>Definition: Current Assets/Current Liabilities</i>			
<b>Substandard Ratio*</b>	Under 2	Under 2	Under 2	Under 2
Median FY2009	1.484	2.061	1.321	1.495
Median FY2010	1.484	1.856	1.300	1.613
Median FY2011	1.431	1.497	1.409	1.430
Median FY2012	1.588	1.558	1.558	1.630
# of non-profits sampled - 2012 ^	83	18	31	34
# 2 or more	29	8	8	14
# 1-2	31	4	13	14
# 0-1	22	6	10	6
2012: % with ratio of 2 or more	33.7%	53.3%	22.2%	40.0%
2012: % with ratio between 1 - 2	36.0%	26.7%	36.1%	40.0%
2012: % with ratio between 0 - 1	25.6%	40.0%	27.8%	17.1%

\* The designation of substandard ratios were developed by the the Private Provider Cost Increases, Financial Condition & Sources of Revenue Work Group of the Commission on Non-Profit Health and Human Services based on their review of the literature. The exception is the Savings Indicator standard, which is based on work done by the Boston Foundation.

## G. Inquiries

For further information concerning the detailed contract data included in this report, contact the contracting state agency as follows:

Department of Children and Families	Peter O'Neil	(860) 550-6530
Department of Correction	Barbara Bergeron	(860) 692-7760
Department of Developmental Services	Peter Mason	(860) 418-6077
Department of Mental Health & Addiction Services	Walter Sivigny	(860) 418-6919
Department of Public Health	Bruce Wallen	(860) 509-7121
Department of Social Services	Andrea Alexander	(860) 424-5780

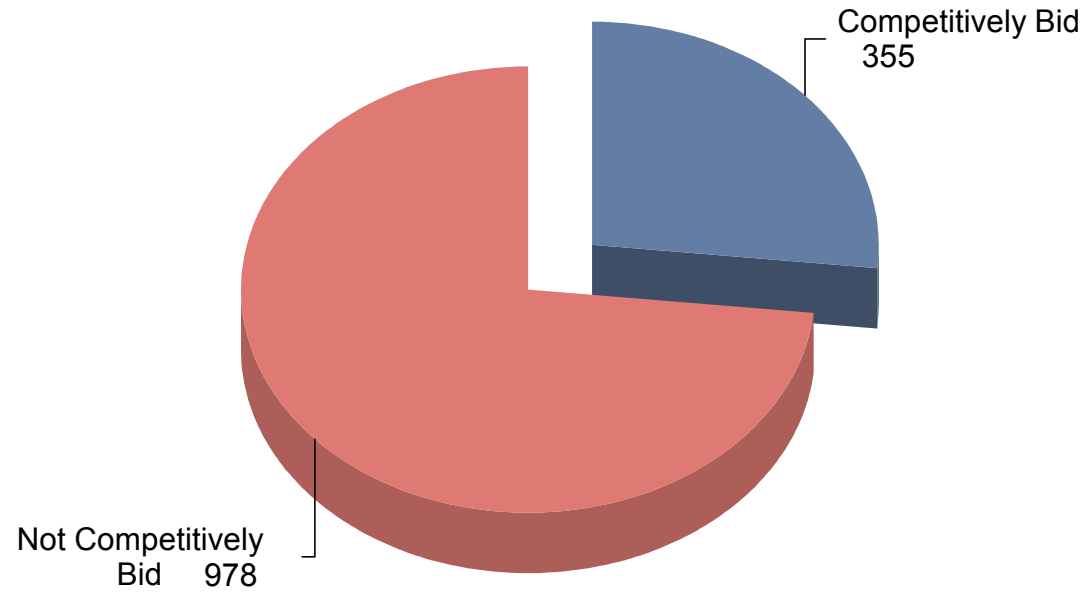
For information regarding the recent POS activity as well as the financial ratios, please contact Valerie Clark at OPM at (860) 418-6313 or at [Valerie.clark@ct.gov](mailto:Valerie.clark@ct.gov)



<u>Agency</u>	<u>Total No. of Contracts</u>	<u>Total Contract Amount</u>	<u>Total 2013 Pymnt</u>	<u>Total Federal Pymnt</u>	<u>Total Private Pymnt</u>
DCF - Dept. of Children and Families	130	601,611,458	196,843,433	5,933,853	
DDS - Department of Development Serv	219	1,644,250,367	606,992,917	5,006,918	
DOC - Dept. of Correction	42	265,149,932	40,092,167	250,000	50,000
DPH - Dept. of Public Health	254	205,190,514	41,835,491	15,941,442	2,257,529
DSS - Dept. of Social Services	296	1,534,440,665	324,765,749	109,072,017	353,791
ESB - Brd of Ed / Services f/t Blind	5	408,267			
MHA - Mental Heath & Addiction Serv.	252	823,798,687	289,213,544	26,655,880	6,073,150
SDA - State Department of Aging	2				
SDE - State Dept of Education	52	105,971,782	32,157,356	4,390,184	
SDR - Dept. of Rehab. Services	81	38,983,728	2,535,697	839,274	98,320
<b>Total:</b>	<b>1,333</b>	<b>5,219,805,401</b>	<b>1,534,436,353.33</b>	<b>168,089,568</b>	<b>8,832,791</b>



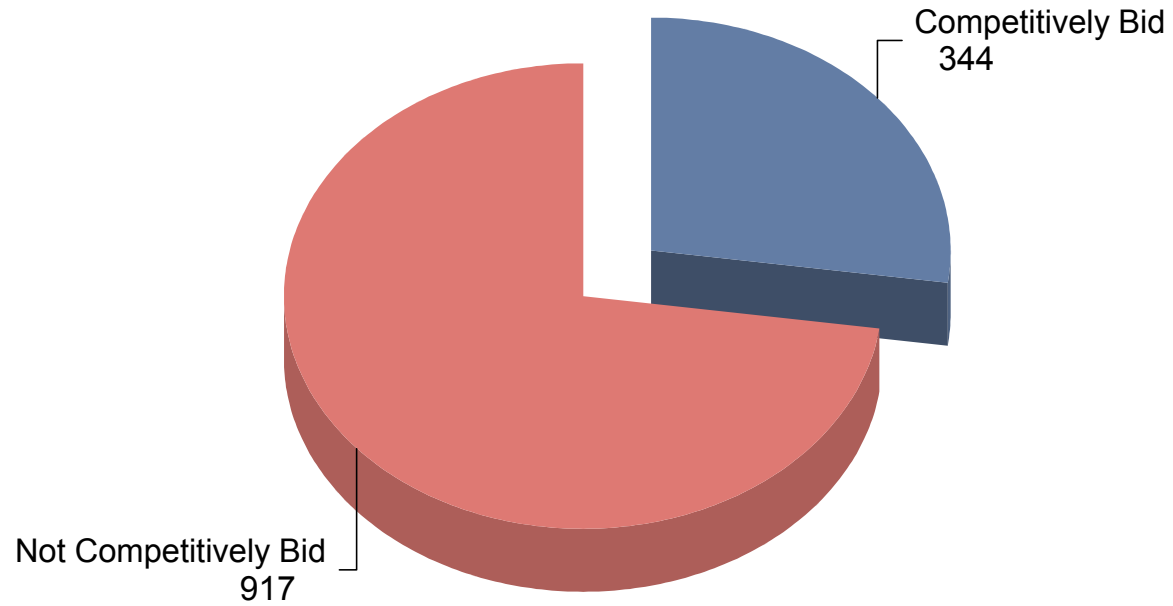
ALL CONTRACTS



Competitively Bid	355	26.6%
Not Competitively Bid	978	73.4%
Total:	1333	100.0%



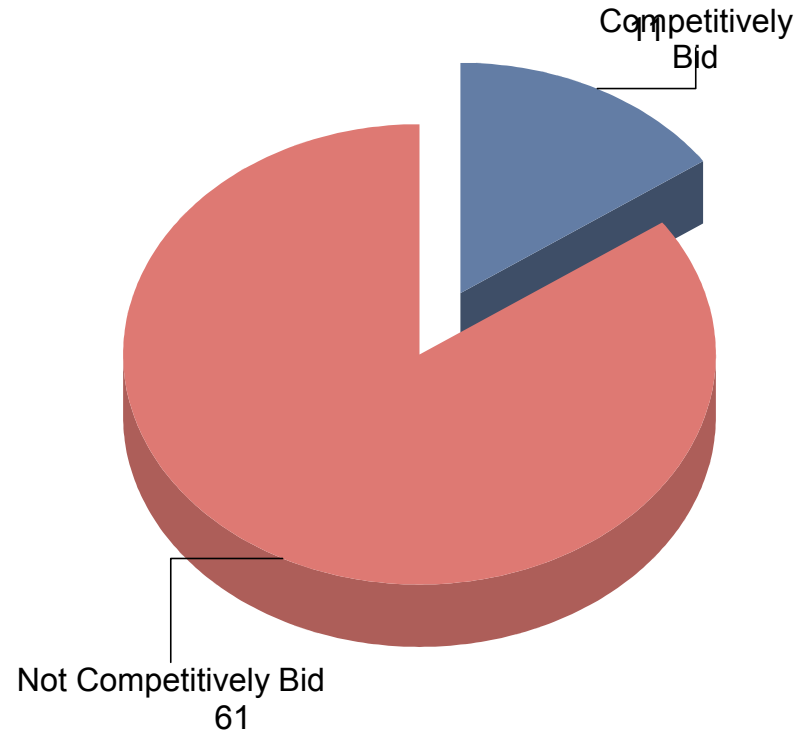
ALL CONTRACTS OVER 20K



Competitively Bid	344	27.3%
Not Competitively Bid	917	72.7%
<b>Total:</b>	<b>1261</b>	<b>100.0%</b>



ALL CONTRACTS 20K AND UNDER



Competitively Bid	11	15.3%
Not Competitively Bid	61	84.7%
Total:	72	100.0%

2013 POS Report  
 DETAILS BY AGENCY  
 Fiscal Year 2013



<u>Agency</u>	<u>Contractor</u>	<u>Description of Service</u>	<u>Begin DT</u>	<u>Expire DT</u>	<u>Contract Amt</u>	<u>2013 Pymnt</u>	<u>Federal Y or N</u>	<u>Federal Pymnt</u>	<u>Private Y or N</u>	<u>Private Pymnt</u>	<u>Competitively Bid Y or N</u>
DCF	ABCD INC	Therapeutic Child Care	7/1/2011	6/30/2014	776,436	258,812	N	0	N	0	Y
DCF	ABILITY BEYOND DISABILITY	2012 SPECIALIZED GROUP HOME -T	7/1/2011	6/30/2014	6,018,362	2,006,121	N	0	N	0	Y
DCF	ADELBROOK COMMUNITY SERVICES INC	2013 Potter's House - Therapeu	7/1/2012	6/30/2015	8,674,415	2,784,288	Y	32,578	N	0	Y
DCF	ADVANCED BEHAVIORIAL HEALTH INC	2013 PROJECT SAFE-EVALUATION	7/1/2012	6/30/2015	7,619,118	2,343,751	N	0	N	0	Y
DCF	ADVANCED BEHAVIORIAL HEALTH INC	2013 MULTISYSTEMIC THERAPY(MST)	7/1/2012	6/30/2015	14,219,335	4,296,830	N	0	N	0	Y
DCF	ALMADA LODGE/TIMES FARM CAMP	2013 Sibling Connections Kids	7/3/2012	6/30/2015	181,002	100,000	N	0	N	0	Y
DCF	AMPS INC	MULTIDISCIPLINARY TEAM (MDT)-2	10/1/2012	6/30/2015	138,750	37,750	N	0	N	0	Y
DCF	BOYS & GIRLS VILLAGE INC	2013 Extended Day Treatment-BP	7/1/2012	6/30/2015	8,918,147	3,275,135	N	0	N	0	Y
DCF	BRIDGEPORT HOSPITAL FOUNDATION INC	2013 Early Childhood Services-	8/27/2012	6/30/2015	2,979,483	993,648	N	0	N	0	Y
DCF	BRIDGES	2012 OUTPATIENT PSYCHIATRIC CL	7/1/2011	6/30/2014	3,417,072	1,180,538	N	0	N	0	Y
DCF	BRISTOL HOSPITAL INC	2013 Family Enrichment Service	7/1/2012	6/30/2015	160,564	53,344	N	0	N	0	Y
DCF	CAPITOL REGION EDUCATION COUNCIL	2013 Family Enrichment Service	7/1/2012	6/30/2015	621,689	204,429	N	0	N	0	Y
DCF	CATHOLIC CHARITIES & FAMILY SVCS	OUTPATIENT ADOLESCENT	7/1/2012	6/30/2013	109,169	107,789	N	0	N	0	Y
DCF	CATHOLIC CHARITIES INC	2013 OUTPATIENT PSYCHIATRIC CL	7/1/2012	6/30/2015	10,442,364	3,368,498	Y	92,850	N	0	Y
DCF	CATHOLIC CHARITIES OF FAIRFIELD	Intensive Family Preservation	7/1/2011	6/30/2014	667,617	222,539	N	0	N	0	Y
DCF	CENTER FOR WOMEN & FAMILIES OF	Multidisciplinary Team-2012	7/1/2011	6/30/2016	1,227,553	243,669	Y	8,377	N	0	Y
DCF	CHARLOTTE HUNGERFORD HOSP	2012 ~ Outpatient Psychiatric	7/1/2011	6/30/2014	2,055,136	673,543	Y	20,000	N	0	Y



<u>Agency</u>	<u>Contractor</u>	<u>Description of Service</u>	<u>Begin DT</u>	<u>Expire DT</u>	<u>Contract Amt</u>	<u>2013 Pymnt</u>	<u>Federal Y or N</u>	<u>Federal Pymnt</u>	<u>Private Y or N</u>	<u>Private Pymnt</u>	<u>Competitively Bid Y or N</u>
DCF	CHILD & FAMILY AGENCY SOUTHEASTERN CT	Outpatient Psychiatric Clinic	7/1/2012	6/30/2015	6,458,682	2,117,910	Y	8,377	N	0	Y
DCF	CHILD FIRST INC	2013 ~ Child FIRST Consultatio	5/1/2013	6/30/2016	1,235,000	95,000	N	0	N	0	Y
DCF	CHILD GUIDANCE CLINIC FOR CNTRL CT	OUTPATIENT PSYCHIATRIC CLINIC	7/1/2012	6/30/2015	2,312,262	768,206	N	0	N	0	Y
DCF	CHILD GUIDANCE CTR OF SOUTHERN CT	Outpatient Psychiatric Clinic	7/1/2012	6/30/2015	4,345,235	1,211,883	Y	25,000	N	0	Y
DCF	CHILD HEALTH AND DEVELOPMENT	2013 Performance Improvement C	7/1/2012	6/30/2015	1,525,625	507,125	Y	65,000	N	0	Y
DCF	CITY OF BRIDGEPORT	2012 -2013 Family Enrichment	7/26/2012	6/30/2015	295,770	98,264	N	0	N	0	Y
DCF	CITY OF HARTFORD	2012 FAMILY ENRICHMENT	7/1/2011	6/30/2014	81,122	27,041	N	0	N	0	Y
DCF	CITY OF HARTFORD	2012 JUVENILE REVIEW BOARD	7/1/2011	6/30/2014	678,375	225,000	N	0	N	0	Y
DCF	CLIFFORD BEERS CLINIC INC	2012-Child Guidance Clinid	7/1/2011	6/30/2014	16,979,237	4,415,767	Y	18,477	N	0	Y
DCF	COMM CHILD GUIDANCE CLINIC	OUTPATIENT PSYCHIATRIC CLINIC	7/1/2011	6/30/2014	2,031,743	677,248	N	0	N	0	Y
DCF	COMMUNICARE INC	2012 Community Support for Fam	2/1/2012	6/30/2014	1,406,952	592,767	N	0	N	0	Y
DCF	COMMUNITY HEALTH CENTER INC	OUTPATIENT PSYCHIATRIC CLINIC	7/1/2012	6/30/2015	1,355,552	457,632	N	0	N	0	Y
DCF	COMMUNITY HEALTH RESOURCES	2013 THERAPEUTIC GROUP HOME-MI	7/1/2012	6/30/2015	29,080,922	9,488,834	Y	222,802	N	0	Y
DCF	COMMUNITY MENTAL HEALTH AFFILIATES INC	2012 OUTPATIENT PSYCHIATRIC CL	7/1/2011	6/30/2014	11,547,189	3,542,263	Y	273,419	N	0	Y
DCF	COMMUNITY RESIDENCES INC	2011-Therapeutic G.H.-North Ac	7/13/2010	6/30/2013	14,428,466	4,978,538	N	0	N	0	Y
DCF	CONN RENAISSANCE INC	MULTIDIMENSIONAL FAMILY THERAP	7/1/2012	6/30/2015	844,861	280,689	N	0	N	0	Y
DCF	CONNECTICUT ASSOCIATION OF	2013 FOSTER & ADOPTIVE PARENT	7/1/2012	6/30/2015	6,056,799	1,927,498	N	0	N	0	Y
DCF	CONNECTICUT CHILDRENS MEDICAL CENTER	PHYSICAL ABUSE AND SEXUAL ABUS	1/1/2010	6/30/2013	792,588	461,838	Y	220,500	N	0	Y



STATE OF CONNECTICUT

2013 POS Report  
 DETAILS BY AGENCY  
 Fiscal Year 2013



<u>Agency</u>	<u>Contractor</u>	<u>Description of Service</u>	<u>Begin DT</u>	<u>Expire DT</u>	<u>Contract Amt</u>	<u>2013 Pymnt</u>	<u>Federal Y or N</u>	<u>Federal Pymnt</u>	<u>Private Y or N</u>	<u>Private Pymnt</u>	<u>Competitively Bid Y or N</u>
DCF	CONNECTICUT JUNIOR REPUBLIC ASSOCIATION	2013 ~ Outpatient Adolescent S	7/1/2012	6/30/2015	7,540,578	2,108,804	N	0	N	0	Y
DCF	CONNETICUT ALLIANCE OF BOYS & GIRLS	2011 CJTS COMMUNITY RE-ENTRY P	7/1/2010	6/30/2013	1,284,000	397,590	N	0	N	0	Y
DCF	CORNELL SCOTT-HILL HEALTH CORPORATION	2013 Outpatient Psychiatric Cl	7/1/2011	6/30/2016	2,725,864	544,090	N	0	N	0	Y
DCF	COVENANT TO CARE INC	ADOPT A SOCIAL WORKER AND RECR	7/1/2011	6/30/2014	800,402	268,905	Y	95,275	N	0	Y
DCF	DANBURY YOUTH SERV INC	2012 ~ Community Based Life Sk	7/1/2011	6/30/2014	59,877	19,959	Y	8,130	N	0	Y
DCF	DAY KIMBALL HOSPITAL	Multidisciplinary Team-2011	7/1/2010	6/30/2013	217,875	69,344	N	25,000	N	0	Y
DCF	DOMUS HOUSE	Prison Transportation-FY2012	7/1/2011	6/30/2014	52,778	17,593	N	0	N	0	Y
DCF	EASTER SEAL REHAB CTR OF GRTR WTBY INC	2013 ~ Foster Parent Support M	7/1/2012	6/30/2013	48,454	44,863	Y	16,409	N	0	Y
DCF	EASTERN CT HEALTH NETWORK INC	2013 FAMILY ENRICHMENT SERVICE	7/1/2012	6/30/2015	243,450	121,423	N	0	N	0	Y
DCF	EXCH CLUB CNTR PREVENTION CHILD	2013 Family Enrichment Service	7/1/2011	6/30/2014	268,012	89,337	N	0	N	0	Y
DCF	EXCHANGE CLUB CENTERS FOR THE	2013 FAMILY ENRICHMENT SERVICE	7/1/2012	6/30/2015	648,907	215,670	Y	25,000	N	0	Y
DCF	FAMILIES IN CRISIS INC	2012 PRISON TRANSPORTATION	7/1/2011	6/30/2014	49,554	16,518	N	0	N	0	Y
DCF	FAMILY & CHILDRENS AGENCY INC	2013 Intensive Family Preserva	7/1/2012	6/30/2015	2,384,543	981,105	Y	174,087	N	0	Y
DCF	FAMILY & CHILDRENS AID INC	2013 ~ Outpatient Psychiatric	7/1/2012	6/30/2015	15,626,490	5,161,677	Y	209,728	N	0	Y
DCF	FAMILY CENTERED SERVICES OF CT INC	Family Enrichment Services-201	7/1/2011	6/30/2014	2,412,097	695,962	Y	8,377	N	0	Y
DCF	FAMILY SERVICES OF GREATER WATERBURY INC	2013 ~ Therapeutic Child Care	7/1/2012	6/30/2015	1,692,311	562,267	Y	8,377	N	0	Y
DCF	FARNAM NEIGHBORHOOD HOUSE INC	2011-2012 POSITIVE YOUTH DEVEL	7/1/2010	6/30/2013	420,700	140,700	N	0	N	0	Y
DCF	FAVOR INC	2011 ~ Family Advocacy	10/1/2010	6/30/2013	3,208,253	1,538,528	Y	554,128	N	0	Y



<u>Agency</u>	<u>Contractor</u>	<u>Description of Service</u>	<u>Begin DT</u>	<u>Expire DT</u>	<u>Contract Amt</u>	<u>2013 Pymnt</u>	<u>Federal Y or N</u>	<u>Federal Pymnt</u>	<u>Private Y or N</u>	<u>Private Pymnt</u>	<u>Competitively Bid Y or N</u>
DCF	FOCUS CENTER FOR AUTISM INC	2011 ~ Therapeutic Group Home	7/1/2010	6/30/2013	2,812,892	934,062	N	0	N	0	Y
DCF	FSW INC CT	2013 Juvenile Case Management	7/1/2012	6/30/2015	4,512,851	1,630,999	Y	157,000	N	0	Y
DCF	GBAPP INC	2013 ~ Community Based Life Sk	7/1/2012	6/30/2015	299,972	99,794	Y	40,650	N	0	Y
DCF	GENERATIONS FAMILY HEALTH CTR	2013 ~ Foster Care Clinic	7/1/2012	6/30/2013	67,488	67,488	N	0	N	0	Y
DCF	GILEAD HOUSE INC	2011-2012 THERAPEUTIC GROUP HO	7/1/2010	6/30/2013	7,736,965	1,982,068	N	0	N	0	Y
DCF	HALL NEIGHBORHOOD HOUSE INC	2013 ONE ON ONE MENTORING	7/1/2012	6/30/2015	89,792	29,688	Y	29,688	N	0	Y
DCF	HARTFORD BEHAVIORAL HEALTH	2013 MULTI-DIMENSIONAL FAMILY	7/1/2012	6/30/2015	2,387,537	793,215	N	0	N	0	Y
DCF	HARTFORD HOSPITAL	2012 EXTENDED DAY TREATMENT	7/1/2011	6/30/2014	1,330,613	443,538	N	0	N	0	Y
DCF	HISPANIC HEALTH COUNCIL	PARENT AIDE- LOVE& SECURITY-20	7/1/2012	6/30/2015	240,547	79,698	N	0	N	0	Y
DCF	HOSPITAL OF SAINT RAPHAEL	2012 FOSTER CARE CLINIC	7/1/2011	9/12/2012	754,656	228,789	N	0	N	0	Y
DCF	HUMAN SERVICES COUNCIL INC	Multidisciplinary Team-2013	7/1/2012	6/30/2015	194,632	64,662	N	0	N	0	Y
DCF	INSTITUTE OF PROFESSIONAL PRACTICE	Family and Community Ties Fost	8/15/2012	6/30/2013	240,000	240,000	N	0	N	0	Y
DCF	INTERCOMMUNITY INC	Juvenile Criminal Diversion-Pa	10/1/2010	6/30/2013	165,000	38,124	N	0	N	0	Y
DCF	JEWISH FAMILY SVS OF N HAVEN INC	2012 Y2K Adoption	7/1/2011	6/30/2014	325,792	80,506	Y	53,459	N	0	Y
DCF	JOE NAMATH FOOTBALL CAMP	Instructional Football Camp	7/1/2011	6/30/2014	22,501	7,500	Y	7,500	N	0	Y
DCF	KEY HUMAN SERVICES INC	2011-2012 THERAPEUTIC GROUP HO	7/1/2010	6/30/2013	3,123,306	1,037,878	N	0	N	0	Y
DCF	KIDS IN CRISIS INC	Short Term Assesment and Respi	7/1/2012	6/30/2015	2,227,762	740,132	N	0	N	0	Y
DCF	KLINGBERG COMPREHENSIVE FAMILY	2013 Intensive Family Preserva	7/1/2012	6/30/2015	13,832,230	4,594,785	Y	235,873	N	0	Y



<u>Agency</u>	<u>Contractor</u>	<u>Description of Service</u>	<u>Begin DT</u>	<u>Expire DT</u>	<u>Contract Amt</u>	<u>2013 Pymnt</u>	<u>Federal Y or N</u>	<u>Federal Pymnt</u>	<u>Private Y or N</u>	<u>Private Pymnt</u>	<u>Competitively Bid Y or N</u>
DCF	LAWRENCE AND MEMORIAL HOSPITAL	SUBSTANCE ABUSING FAMILIES AT	7/1/2011	6/30/2014	439,895	154,339	Y	20,000	N	0	Y
DCF	LIVING IN SAFE ALTERNATIVES INC	2013 ~ Community Based Life Sk	7/1/2012	6/30/2015	299,972	99,794	Y	40,650	N	0	Y
DCF	LOWER NAUGATUCK VALLEY PARENT CHILD	OUTPATIENT PSYCHIATRIC CLINIC	7/1/2011	6/30/2014	1,662,697	554,232	N	0	N	0	Y
DCF	MADONNA PLACE INC	FAMILY ENRICHMENT SERVICES-201	7/1/2012	6/30/2015	882,626	293,236	N	0	N	0	Y
DCF	MARRAKECH INC	2013 ~ New Haven Work/Learn	7/1/2012	6/30/2015	2,567,206	818,556	Y	65,927	N	0	Y
DCF	MCCALL FOUNDATION INC	2012 ~ Family Enrichment Servi	7/1/2011	6/30/2014	515,514	171,838	N	0	N	0	Y
DCF	MID FAIRFIELD CHILD GUIDANCE CENTER INC	2012 Child Guidance Clinic	7/1/2011	6/30/2014	3,697,716	1,331,355	N	0	N	0	Y
DCF	MIDDLESEX HOSPITAL	Intensive Home Based Services:	7/1/2012	6/30/2015	1,192,285	170,197	N	0	N	0	Y
DCF	MIDDLETOWN POLICE BENEFIT ASSOC	2013 ~ Multidisciplinary Team	10/1/2012	6/30/2014	87,950	34,309	Y	13,964	N	0	Y
DCF	MIDWESTERN CT CNSL ON ALCOHOLISM	2011 Therapeutic Group Home -	7/1/2010	6/30/2013	2,812,892	934,062	N	0	N	0	Y
DCF	MOUNT SAINT JOHN INC	2011 Community Restitution App	11/15/2010	6/30/2013	240,450	90,450	N	0	N	0	Y
DCF	NAFI CONNECTICUT INC	2013 THERAPEUTIC GROUP HOME-BR	7/1/2012	6/30/2015	19,954,534	6,592,467	N	0	N	0	Y
DCF	NATCHAUG HOSP INC	EXTENDED DAY TREATMENT	7/1/2012	6/30/2015	4,100,640	1,362,362	N	0	N	0	Y
DCF	NEW HAVEN FAM ALLIANCE INC	Juvenile Review Board-2013	7/1/2012	6/30/2015	680,625	226,125	N	0	N	0	Y
DCF	NEW HOPE MANOR INC	MCGUINNESS THERAPEUTIC GROUP H	7/1/2010	6/30/2013	7,991,461	2,794,759	N	0	N	0	Y
DCF	NEW OPPORTUNITIES INC	2012 ~ Intensive Family Preser	7/1/2011	6/30/2014	665,220	221,740	N	0	N	0	Y
DCF	NOANK GROUP HOMES AND SUPPORT SERVICES	THERAPEUTIC GROUP HOME-GRAY FA	7/1/2010	6/30/2013	6,430,437	2,604,122	N	0	N	0	Y
DCF	NORTHEAST CENTER FOR YOUTH AND	2011 ~ Hampton (Storrs) House	7/1/2010	6/30/2013	8,439,216	2,802,186	N	0	N	0	Y

STATE OF CONNECTICUT

2013 POS Report  
 DETAILS BY AGENCY  
 Fiscal Year 2013



<u>Agency</u>	<u>Contractor</u>	<u>Description of Service</u>	<u>Begin DT</u>	<u>Expire DT</u>	<u>Contract Amt</u>	<u>2013 Pymnt</u>	<u>Federal Y or N</u>	<u>Federal Pymnt</u>	<u>Private Y or N</u>	<u>Private Pymnt</u>	<u>Competitively Bid Y or N</u>
DCF	NUTMEG BIG BROS & SISTERS	One on One Mentoring	7/1/2010	6/30/2013	56,344	18,844	N	0	N	0	Y
DCF	OPTIMUS HEALTH CARE INC	2013 Foster Care Clinic-Bridge	7/1/2012	6/30/2015	325,968	115,636	N	0	N	0	Y
DCF	OUR PIECE OF THE PIE INC	2013 WORK/LEARN YOUTH PROGRAM-	7/1/2012	6/30/2015	4,471,407	1,487,686	Y	585,496	N	0	Y
DCF	PERCEPTION PROGRAMS INC	OUTPATIENT ADOLESCENT	7/1/2011	6/30/2014	668,235	236,545	N	0	N	0	Y
DCF	PHILLIPS METROPOLITAN CME CHURCH	QUEEN ESTHER MINISTRY-2013	7/1/2012	3/31/2013	68,049	68,049	Y	28,125	N	0	Y
DCF	RAPE CRISIS CENTER OF MILFORD INC	2013 ~ Multidisciplinary Team	10/1/2012	6/30/2014	88,100	37,700	Y	7,500	N	0	Y
DCF	REGIONAL YOUTH ADULT SOCIAL ACTION	2013 Juvenile Review Board	7/1/2012	6/30/2015	605,000	201,000	N	0	N	0	Y
DCF	REM COMMUNITY SERVICES OF CT INC	Therapeutic Group Home Center	7/1/2010	6/30/2013	6,246,612	2,068,876	N	0	N	0	Y
DCF	RESTORING LIVES MINISTRIES INC	QUEEN ESTHER MINISTRY-2013	7/1/2012	6/30/2013	90,555	67,916	Y	28,125	N	0	Y
DCF	RKIDS INC	2012 ~ Greater New Haven Recon	7/1/2011	6/30/2014	1,008,460	336,153	Y	195,600	N	0	Y
DCF	RUSHFORD CENTER INC	2013 OASAT-Positive Step	7/1/2012	6/30/2015	1,247,793	488,065	N	0	N	0	Y
DCF	SHELTER FOR WOMEN INC	2011 ~ Therapeutic Group Home	7/1/2010	6/30/2013	2,959,100	982,960	N	0	N	0	Y
DCF	ST FRANCIS HOSPITAL & MEDICAL CENTER	2013 FAMILY ENRICHMENT SERVICE	7/1/2012	6/30/2015	1,359,626	409,106	N	0	N	0	Y
DCF	THE ACCESS AGENCY INC	ONE ON ONE MENTORING-2011	7/1/2010	6/30/2013	329,012	164,712	Y	81,910	N	0	Y
DCF	THE BRIDGE FAMILY CENTER INC	SHORT TERM ASSESSMENT & RESPIT	7/1/2012	6/30/2015	14,481,395	4,811,305	Y	40,650	N	0	Y
DCF	THE CHILD AND FAMILY GUIDANCE CENTER	2013 Outpatient Clinic for Chi	7/1/2012	6/30/2015	19,827,496	6,670,571	Y	84,473	N	0	Y
DCF	THE CHILDREN'S CENTER OF HAMDEN INC	2012 Crisis Stabilization	7/1/2011	6/30/2014	16,017,666	5,321,887	N	0	N	0	Y
DCF	THE CHILDRENS COMMUNITY PROGRAMS	2013 Juvenile Case Mgmt OTR	7/1/2012	6/30/2015	998,014	822,444	Y	58,960	N	0	Y



<u>Agency</u>	<u>Contractor</u>	<u>Description of Service</u>	<u>Begin DT</u>	<u>Expire DT</u>	<u>Contract Amt</u>	<u>2013 Pymnt</u>	<u>Federal Y or N</u>	<u>Federal Pymnt</u>	<u>Private Y or N</u>	<u>Private Pymnt</u>	<u>Competitively Bid Y or N</u>
DCF	THE CONNECTION INC	2013 Supportive Housing	7/1/2012	6/30/2015	48,747,220	15,764,186	Y	894,597	N	0	Y
DCF	THE KENNEDY CENTER INC	2012 ~ Family Enrichment Servi	7/1/2011	6/30/2014	156,406	49,300	N	0	N	0	Y
DCF	THE VILLAGE FOR FAMILIES & CHILDREN	2013 EXTENDED DAY TREATMENT-HA	7/1/2012	6/30/2015	19,552,110	5,670,045	Y	181,004	N	0	Y
DCF	THOMPSON ECUMENICAL EMPOWERMENT GROUP	FAMILY SUPPORT TEAM-2012	7/1/2011	6/30/2014	140,252	46,751	N	0	N	0	Y
DCF	TORRINGTON AREA YOUTH SERVICE BUREAU INC	2012 ~ Community Based Life Sk	7/1/2011	6/30/2014	117,804	39,268	Y	21,183	N	0	Y
DCF	TOWN OF BLOOMFIELD	2013 FOSTER FAMILY SUPPORT	7/1/2012	6/30/2013	57,913	57,903	N	0	N	0	Y
DCF	TRUE COLORS INC	One On One Mentoring	7/1/2010	6/30/2013	341,383	113,882	N	87,500	N	0	Y
DCF	UNITED COMMUNITY & FAMILY SERVICES INC	OUTPATIENT PSYCHIATRIC CLINIC	7/1/2012	6/30/2015	17,409,137	5,548,811	Y	251,437	N	0	Y
DCF	UNITED SERVICES INC	Outpatient Psychiatric Clinic	7/1/2011	6/30/2014	6,215,275	2,054,082	N	0	N	0	Y
DCF	UNITED WAY OF CONN INC	2012 EMPS STATEWIDE CALL CENTE	7/1/2011	6/30/2014	1,626,938	611,512	N	0	N	0	Y
DCF	WATERBURY YOUTH SERV SYSTEM INC	2013 ~ Safe Home	7/1/2012	6/30/2015	3,220,877	1,045,236	Y	35,000	N	0	Y
DCF	WATERFORD COUNTRY SCHOOL INC	INTENSIVE FAMILY PRESERVATION-	7/1/2012	6/30/2015	13,526,259	4,493,847	N	0	N	0	Y
DCF	WELLMORE INC	2013 ~ Outpatient Psychiatric	7/1/2012	6/30/2015	21,500,925	7,096,497	N	0	N	0	Y
DCF	WELLSPRING FOUNDATION	2011 ~ Therapeutic Group Home	7/1/2010	6/30/2013	2,812,892	934,062	N	0	N	0	Y
DCF	WEST HAVEN COMMUNITY HOUSE INC	2013 POSITIVE YOUTH DEVELOPMEN	7/1/2012	6/30/2015	238,358	79,190	N	0	N	0	Y
DCF	WHEELER CLINIC INC	2013 ~ Outpatient Psychiatric	7/1/2012	6/30/2015	57,138,642	18,748,058	Y	523,298	N	0	Y
DCF	WINDHAM REGIONAL COMM COUNCIL	JUVENILE CRIMINAL DIVERSION-20	7/1/2012	6/30/2015	487,582	161,990	N	0	N	0	Y
DCF	Y-US INC	2013 ~ Positive Youth Developm	7/1/2012	6/30/2015	234,528	77,918	N	0	N	0	Y



<u>Agency</u>	<u>Contractor</u>	<u>Description of Service</u>	<u>Begin DT</u>	<u>Expire DT</u>	<u>Contract Amt</u>	<u>2013 Pymnt</u>	<u>Federal Y or N</u>	<u>Federal Pymnt</u>	<u>Private Y or N</u>	<u>Private Pymnt</u>	<u>Competitively Bid Y or N</u>
DCF	YALE NEW HAVEN HOSPITAL	2013 Family Based Recovery	9/12/2012	6/30/2014	385,182	251,336	N	0	N	0	Y
DCF	YALE UNIVERSITY	Child Guidance Clinic-2012	7/1/2011	6/30/2014	12,426,361	4,203,788	N	0	N	0	Y
DCF	YMCA OF N MIDDLESEX COUNTY	RESPIRE CARE SERVICES-2012	7/1/2011	6/30/2014	160,377	52,393	Y	52,393	N	0	Y
DCF	YOUTH CONTINUUM INC	2011 Therapeutic G.H.-Bradley	7/1/2010	6/30/2013	11,798,596	3,991,346	N	0	N	0	Y
DCF	ZERO TO THREE NATL CENTER FOR	2013 Safe Babie Project	2/1/2013	6/30/2013	75,000	75,000	N	0	N	0	N
<b>DCF - Dept. of Children and Families Total: 130</b>					<b>601,611,458</b>	<b>196,843,433</b>		<b>5,933,853</b>		<b>0</b>	
DDS	A V P INC	Day Support Options	7/1/2011	6/30/2013	4,497,228	1,829,410	N	0	N	0	N
DDS	ABILIS INC	Birth to Three services	7/1/2012	6/30/2017	8,000,000	1,062,410	N	166,348	N	0	Y
DDS	ABILIS INC	Day Support Options	7/1/2011	6/30/2013	15,768,498	6,948,769	N	0	N	0	N
DDS	ABILITIES WITHOUT BOUNDARIES INC	Day Support Options	7/1/2011	6/30/2013	3,432,092	1,448,904	N	0	N	0	N
DDS	ABILITY BEYOND DISABILITY	Day Support Options	7/1/2011	6/30/2013	20,786,260	9,140,220	N	0	N	0	N
DDS	ABLE HOME HEALTH CARE LLC	Individualized Home Supports	5/15/2013	6/30/2013	175,000	0	N	0	N	0	N
DDS	ACORD INC	Day Support Options	7/1/2011	6/30/2013	10,289,827	3,860,410	N	0	N	0	N
DDS	ADELBROOK COMMUNITY SERVICES INC	Continuous Residential Support	12/1/2012	6/30/2013	2,442,667	280,657	N	0	N	0	N
DDS	ADVANCE THERAPY ASSOCIATES LLC	OT/PT services Norwich/New Lon	9/1/2008	6/30/2015	1,107,554	107,385	N	0	N	0	N
DDS	ADVANCE THERAPY ASSOCIATES LLC	Birth to Three services	7/1/2012	6/30/2015	2,000,000	360,679	N	0	N	0	Y
DDS	ADVANCED BEHAVIORAL CARE LLC	Individualized Home Supports	5/15/2013	6/30/2013	55,000	0	N	0	N	0	N



<u>Agency</u>	<u>Contractor</u>	<u>Description of Service</u>	<u>Begin DT</u>	<u>Expire DT</u>	<u>Contract Amt</u>	<u>2013 Pymnt</u>	<u>Federal Y or N</u>	<u>Federal Pymnt</u>	<u>Private Y or N</u>	<u>Private Pymnt</u>	<u>Competitively Bid Y or N</u>
DDS	AGENCY ON AGING OF SOUTH CENTRAL	Day Support Options	7/1/2011	6/30/2013	739,512	142,974	N	0	N	0	N
DDS	ALL POINTE CARE LLC	Day Support Options	4/15/2013	6/30/2013	1,286,000	70,750	N	0	N	0	N
DDS	ALLIANCE HEALTHCARE SOLUTIONS LLC	Day Support Options	7/1/2011	6/30/2013	3,126,485	1,329,112	N	0	N	0	N
DDS	ALLIED COMMUNITY RESOURCES INC	Administrative Fees	1/1/2013	12/31/2015	5,433,010	779,675	N	0	N	0	N
DDS	ALLIED REHABILITATION CNTR INC	Day Support Options	7/1/2011	6/30/2013	10,872,543	4,458,381	N	0	N	0	N
DDS	ALTERNATIVE ENRICHMENT AT	Day Support Options	7/1/2011	6/30/2013	774,130	276,434	N	0	N	0	N
DDS	ALTERNATIVE SERVICES CONNECTICUT INC	Day Support Options	7/1/2011	6/30/2013	17,685,633	8,166,206	N	0	N	0	N
DDS	ALTERNATIVES INC	Day Support Options	7/1/2011	6/30/2013	5,811,531	2,358,135	N	0	N	0	N
DDS	AMERICAN SCHOOL FOR THE DEAF	Day Support Options	7/1/2011	6/30/2013	1,574,799	476,657	N	0	N	0	N
DDS	AMERICAN SCHOOL FOR THE DEAF	Birth to Three services	7/1/2012	6/30/2017	4,500,000	543,694	N	0	N	0	Y
DDS	APPLIED BEHAVIORAL SCIENCES LLC	Group Psychotherapy FY 11	7/1/2010	6/30/2014	0	12,410	N	0	N	0	N
DDS	ARC NEW LONDON COUNTY INC	Day Support Options	7/1/2011	6/30/2013	18,359,861	7,505,018	N	0	N	0	N
DDS	ARC OF GREATER NEW HAVEN INC	Day Support Options	7/1/2011	6/30/2013	4,694,537	2,268,318	N	0	N	0	N
DDS	ARC OF MERIDEN - WALLINGFORD INC	Day Support Options	7/1/2011	6/30/2013	18,689,738	8,560,161	Y	0	N	0	N
DDS	AREA COOPERATIVE EDUCATIONAL SERVICES	Group Employment	7/1/2011	6/30/2013	4,424,282	1,604,263	N	0	N	0	N
DDS	ARI OF CONNECTICUT INC	Day Support Options	7/1/2011	6/30/2013	13,869,752	5,308,695	N	0	N	0	N
DDS	ASSOCIATED NEUROLOGISTS	Physicians - Neurologists for	4/1/2005	6/30/2016	229,505	12,825	N	0	N	0	N
DDS	AW HOLDINGS LLC	Birth to Three services	7/1/2012	6/30/2014	1,000,000	207,943	N	6,679	N	0	Y

2013 POS Report  
 DETAILS BY AGENCY  
 Fiscal Year 2013



<u>Agency</u>	<u>Contractor</u>	<u>Description of Service</u>	<u>Begin DT</u>	<u>Expire DT</u>	<u>Contract Amt</u>	<u>2013 Pymnt</u>	<u>Federal Y or N</u>	<u>Federal Pymnt</u>	<u>Private Y or N</u>	<u>Private Pymnt</u>	<u>Competitively Bid Y or N</u>
DDS	AW HOLDINGS LLC	Day Support Options	7/1/2012	6/30/2013	1,505,238	576,752	N	0	N	0	N
DDS	BAROCO CORP	Day Support Options	7/1/2011	6/30/2013	7,143,815	3,038,160	Y	0	N	0	N
DDS	BEACON SERVICES OF CT	Birth to Three services	7/1/2012	6/30/2017	11,500,000	1,428,511	N	92,179	N	0	Y
DDS	BEHAVIORAL MANAGEMENT LLC	Day Support Options	4/15/2013	6/30/2013	270,000	44,976	N	0	N	0	N
DDS	BENHAVEN INC	Day Support Options	7/1/2011	6/30/2013	9,319,362	3,086,021	N	0	N	0	N
DDS	BEST BUDDIES INTERNATIONAL INC	Client Services- General	7/1/2012	6/30/2015	796,500	132,750	N	0	N	0	N
DDS	BH CARE INC	Day Support Options	7/1/2011	6/30/2013	771,549	178,908	N	0	N	0	N
DDS	BRIAN HOUSE INC	Community Living Arrangements	7/1/2011	6/30/2013	8,160,493	3,550,334	N	0	N	0	N
DDS	BRIDGES	Individualized Home Supports	7/1/2011	6/30/2013	807,100	223,851	N	0	N	0	N
DDS	BRISTOL ADULT RESOURCE CENTER INC	Day Support Options	7/1/2011	6/30/2013	12,934,929	5,192,184	N	0	N	0	N
DDS	BUCKINGHAM COMM SERV OF CT INC	Day Support Options	7/1/2011	6/30/2013	5,551,049	1,992,558	N	0	N	0	N
DDS	BUILDING BRIDGES LLC	Birth to Three services	7/1/2012	6/30/2017	6,000,000	1,190,219	N	83,967	N	0	Y
DDS	C W RESOURCES INC	Day Support Options	7/1/2011	6/30/2013	16,261,823	6,540,133	Y	0	N	0	N
DDS	CAPITOL REGION EDUCATION COUNCIL	Community Living Arrangements	7/1/2011	6/30/2013	2,095,800	506,395	N	0	N	0	N
DDS	CAPITOL REGION EDUCATION COUNCIL	Birth to Three services	7/1/2012	6/30/2017	19,000,000	2,121,521	N	240,624	N	0	Y
DDS	CATHOLIC CHARITIES INC	Day Support Options	7/1/2011	6/30/2013	7,557,149	3,287,869	N	0	N	0	N
DDS	CCARC INC	Day Support Options	7/1/2011	6/30/2013	22,092,275	7,913,091	N	0	N	0	N
DDS	CENTER FOR PEDIATRIC THERAPY-FAIRFIELD	Occupational Therapy Services	7/1/2004	6/30/2016	538,588	71,486	N	0	N	0	N



STATE OF CONNECTICUT

2013 POS Report  
 DETAILS BY AGENCY  
 Fiscal Year 2013



<u>Agency</u>	<u>Contractor</u>	<u>Description of Service</u>	<u>Begin DT</u>	<u>Expire DT</u>	<u>Contract Amt</u>	<u>2013 Pymnt</u>	<u>Federal Y or N</u>	<u>Federal Pymnt</u>	<u>Private Y or N</u>	<u>Private Pymnt</u>	<u>Competitively Bid Y or N</u>
DDS	CENTER OF HOPE FOUNDATION INC	Day Support Options	4/15/2013	6/30/2013	198,000	116,020	N	0	N	0	N
DDS	CES COOPERATIVE EDUCATIONAL SVS	Birth to Three services	7/1/2012	6/30/2017	4,500,000	502,916	N	46,072	N	0	Y
DDS	CHAPEL HAVEN INC	Individualized Home Supports	5/15/2013	6/30/2013	135,000	0	N	0	N	0	N
DDS	CHEZ NOUS INC	Continuous Residential Support	7/1/2011	6/30/2013	528,508	190,959	N	0	N	0	N
DDS	CHILDREN'S THERAPY SERVICES LLC	Birth to Three services	7/1/2012	6/30/2017	8,000,000	753,057	N	25,000	N	0	Y
DDS	CLASP HOMES INC	Day Support Options	7/1/2011	6/30/2013	12,451,235	5,671,938	N	0	N	0	N
DDS	COMMUNITY ENTERPRISES INC	Day Support Options	7/1/2011	6/30/2013	9,708,974	3,117,523	N	0	N	0	N
DDS	COMMUNITY OPTIONS INC	Day Support Options	7/1/2011	6/30/2013	6,598,453	123,411	N	0	N	0	N
DDS	COMMUNITY RESIDENCES INC	Day Support Options	7/1/2011	6/30/2013	28,004,333	11,845,968	N	0	N	0	N
DDS	COMMUNITY RESOURCES FOR JUSTICE	Day Support Options	11/1/2012	6/30/2013	1,220,662	760,017	N	0	N	0	N
DDS	COMMUNITY SOCIAL INTEGRATION LLC	Day Support Options	7/1/2011	6/30/2013	12,125,658	4,927,628	N	0	N	0	N
DDS	COMMUNITY SYSTEMS INC	Day Support Options	7/1/2011	6/30/2013	34,564,627	15,617,801	N	0	N	0	N
DDS	COMMUNITY VOCATIONAL SVS INC	Day Support Options	7/1/2011	6/30/2013	3,260,731	1,487,988	N	0	N	0	N
DDS	CONNECTICUT BEHAVIORAL HEALTH	Individualized Home Supports	5/15/2013	6/30/2013	115,000	0	N	0	N	0	N
DDS	CONNECTICUT BEHAVIORAL HEALTH	Psychological and Behavioral H	4/1/2008	6/30/2014	1,050,000	13,995	N	0	N	0	Y
DDS	CONNECTICUT INSTITUTE F/T BLIND INC	provide assistive technology a	7/1/2011	6/30/2014	360,000	33,837	Y	33,837	N	0	N
DDS	CONNECTICUT INSTITUTE F/T BLIND INC	Birth to Three services	7/1/2012	6/30/2017	5,500,000	412,923	Y	61,588	N	0	Y
DDS	CONNECTICUT INSTITUTE F/T BLIND INC	Day Support Options	7/1/2011	6/30/2013	85,695,169	37,793,986	Y	0	N	0	N



<u>Agency</u>	<u>Contractor</u>	<u>Description of Service</u>	<u>Begin DT</u>	<u>Expire DT</u>	<u>Contract Amt</u>	<u>2013 Pymnt</u>	<u>Federal Y or N</u>	<u>Federal Pymnt</u>	<u>Private Y or N</u>	<u>Private Pymnt</u>	<u>Competitively Bid Y or N</u>
DDS	CONNECTICUT PDD LLC	Individualized Home Supports	5/15/2013	6/30/2013	60,000	0	N	0	N	0	N
DDS	CONNECTICUT SPECIAL OLYMPICS INC	Client Services- General	7/1/2012	6/30/2015	882,000	251,000	N	0	N	0	N
DDS	CONTINUUM OF CARE INC	Day Support Options	7/1/2011	6/30/2013	17,504,935	8,287,570	N	0	N	0	N
DDS	CORNELL SCOTT-HILL HEALTH CORPORATION	Birth to Three services	7/1/2012	6/30/2017	4,000,000	454,846	N	38,376	N	0	Y
DDS	CORPORATION FOR PUBLIC MANAGEMNT	Day Support Options	7/1/2011	6/30/2013	10,738,581	4,211,261	N	0	N	0	N
DDS	CREATIVE INTERVENTIONS LLC	Birth to Three services	7/1/2012	6/30/2017	11,500,000	1,335,259	N	38,016	N	0	Y
DDS	DEVELOPMENTAL SOLUTIONS LLC	Sex offender group therapies f	7/1/2011	6/30/2015	111,860	22,355	N	0	N	0	N
DDS	DISABILITY RESOURCE NETWORKING	Day Support Options	4/15/2013	6/30/2013	200,000	91,454	N	0	N	0	N
DDS	DUNGARVIN CONNECTICUT LLC	Day Support Options	7/1/2011	6/30/2013	8,442,236	3,989,883	N	0	N	0	N
DDS	EASTCONN	Birth to Three services	7/1/2012	6/30/2017	5,750,000	384,953	N	20,133	N	0	Y
DDS	EASTER SEAL REHAB CTR OF GRTR WTBY INC	Birth to Three services	7/1/2012	6/30/2015	2,000,000	139,813	N	0	N	0	Y
DDS	EASTER SEAL REHAB CTR OF GRTR WTBY INC	Birth to Three services	7/1/2012	6/30/2017	5,000,000	2,328,512	N	282,962	N	0	Y
DDS	EASTER SEAL REHAB CTR OF GRTR WTBY INC	Day Support Options	7/1/2011	6/30/2013	6,841,781	2,581,890	Y	0	N	0	N
DDS	EASTER SEALS CAPITAL REGION & EASTERN CT	Day Support Options	7/1/2011	6/30/2013	6,166,162	2,220,103	N	0	N	0	N
DDS	EASTER SEALS GOODWILL INDUST	Day Support Options	7/1/2011	6/30/2013	7,049,989	2,724,187	N	0	N	0	N
DDS	EASTERN COMMUNITY DEV CORP	Day Support Options	7/1/2011	6/30/2013	9,251,088	3,924,137	N	0	N	0	N
DDS	EDUCATION CONNECTION	Day Support Options	7/1/2011	6/30/2013	4,155,663	1,814,534	N	0	N	0	N
DDS	EDUCATION CONNECTION	Birth to Three services	7/1/2012	6/30/2017	15,000,000	1,307,961	N	273,794	N	0	Y

STATE OF CONNECTICUT

2013 POS Report  
 DETAILS BY AGENCY  
 Fiscal Year 2013



<u>Agency</u>	<u>Contractor</u>	<u>Description of Service</u>	<u>Begin DT</u>	<u>Expire DT</u>	<u>Contract Amt</u>	<u>2013 Pymnt</u>	<u>Federal Y or N</u>	<u>Federal Pymnt</u>	<u>Private Y or N</u>	<u>Private Pymnt</u>	<u>Competitively Bid Y or N</u>
DDS	EDUCATIONAL CONSULTANTS GROUP	Community Living Arrangements	7/1/2011	6/30/2013	964,000	335,730	N	0	N	0	N
DDS	EMPLOYMENT OPTIONS LLC	Day Support Options	7/1/2011	6/30/2013	4,871,566	1,198,181	N	0	N	0	N
DDS	FAMILY OPTIONS	Day Support Options	7/1/2011	6/30/2013	7,937,610	3,511,722	N	0	N	0	N
DDS	FAMILY PARTNERSHIP OF CT LLC	Day Support Options	4/15/2013	6/30/2013	235,000	51,783	N	0	N	0	N
DDS	FAMILY SUPPORT TEAM LLC	Individualized Home Supports	5/15/2013	6/30/2013	115,000	0	N	0	N	0	N
DDS	FRIENDS OF NEW MILFORD INC	Day Support Options	7/1/2011	6/30/2013	1,882,019	619,028	N	0	N	0	N
DDS	FUTURES INC	Day Support Options	7/1/2011	6/30/2013	2,676,101	723,808	N	0	N	0	N
DDS	GERIATRIC MENTAL HEALTH SPECIALIST INC	Psych Services - Hartford FY 1	7/1/2010	6/30/2014	0	35,750	N	0	N	0	Y
DDS	GERIATRIC MENTAL HEALTH SPECIALIST INC	Psychiatric Services - Woodbri	7/1/2010	6/30/2014	0	8,493	N	0	N	0	Y
DDS	GERIATRIC MENTAL HEALTH SPECIALIST INC	DMR Payment for Psychiatric S	1/1/2008	6/30/2015	93,600	3,000	N	0	N	0	N
DDS	GIL FOUND INC	Day Support Options	7/1/2011	6/30/2013	5,456,162	2,390,736	N	0	N	0	N
DDS	GOODWILLOF WESTERN AND NORTHERN	Day Support Options	7/1/2011	6/30/2013	8,361,932	2,856,878	N	0	N	0	N
DDS	GREEN CHIMNEYS CHILDREN SERVICES	Group Employment	7/1/2011	6/30/2013	1,974,926	684,887	N	0	N	0	N
DDS	GROWERS INC	Group Employment	4/15/2013	6/30/2013	60,000	35,459	N	0	N	0	N
DDS	GUIDE INC	Day Support Options	7/1/2011	6/30/2013	1,524,560	522,526	N	0	N	0	N
DDS	HARC INC	Birth to Three services	7/1/2012	6/30/2017	9,500,000	1,570,703	N	184,992	N	0	Y
DDS	HARC INC	Day Support Options	7/1/2011	6/30/2013	27,023,121	9,800,265	Y	0	N	0	N
DDS	HART UNITED INC	Day Support Options	7/1/2011	6/30/2013	11,930,177	5,204,268	N	0	N	0	N



<u>Agency</u>	<u>Contractor</u>	<u>Description of Service</u>	<u>Begin DT</u>	<u>Expire DT</u>	<u>Contract Amt</u>	<u>2013 Pymnt</u>	<u>Federal Y or N</u>	<u>Federal Pymnt</u>	<u>Private Y or N</u>	<u>Private Pymnt</u>	<u>Competitively Bid Y or N</u>
DDS	HELPING PEOPLE EXCEL INC	Day Support Options	7/1/2011	6/30/2013	3,364,332	1,561,857	N	0	N	0	N
DDS	HISPANIC COALITION OF GREATER WATERBURY	Individualized Home Supports	5/15/2013	6/30/2013	120,000	0	N	0	N	0	N
DDS	HOCKANUM INDUSTRIES INC	Day Support Options	7/1/2011	6/30/2013	2,608,084	0	N	0	N	0	N
DDS	HORIZONS PROGRAMS INC	Day Support Options	7/1/2011	6/30/2013	8,579,678	4,065,305	N	0	N	0	N
DDS	HOSPITAL OF SAINT RAPHAEL	Physician, Geriatrician for So	2/1/2005	6/30/2013	120,000	724	N	0	N	0	N
DDS	HUMANIDAD INC	Community Living Arrangements	7/1/2011	6/30/2013	4,736,339	2,011,731	N	0	N	0	N
DDS	ICES INC	Day Support Options	7/1/2011	6/30/2013	18,196,655	8,143,891	N	0	N	0	N
DDS	INCLUSION FIRST LLC	Day Support Options	4/15/2013	6/30/2013	133,000	19,934	N	0	N	0	N
DDS	INSTITUTE OF PROFESSIONAL PRACTICE	Day Support Options	7/1/2011	6/30/2013	20,243,366	8,520,732	N	0	N	0	N
DDS	JANE BISANTZ ASSOCIATES LLC	Birth to Three services	7/1/2012	6/30/2017	8,000,000	1,196,814	N	188,377	N	0	Y
DDS	JOURNEY FOUND	Community Living Arrangements	5/15/2013	6/30/2013	1,273,110	1,084,489	N	0	N	0	N
DDS	JUSTICE RESOURCE INSTITUTE INC	Community Living Arrangements	7/1/2011	6/30/2013	3,910,000	1,390,322	N	0	N	0	N
DDS	KENCREST SERVICES	Community Living Arrangements	7/1/2011	6/30/2013	5,894,483	2,534,562	N	0	N	0	N
DDS	KENNEDY-DONOVAN CENTER INC	Birth to Three services	7/1/2012	6/30/2017	1,500,000	236,127	N	0	N	0	Y
DDS	KEY HUMAN SERVICES INC	Birth to Three services	7/1/2012	6/30/2017	5,000,000	522,598	N	64,565	N	0	Y
DDS	KEY HUMAN SERVICES INC	Day Support Options	7/1/2011	6/30/2013	25,785,644	11,170,961	N	0	N	0	N
DDS	KUHN EMP OPPORTUNITIES INC	Day Support Options	7/1/2011	6/30/2013	6,784,591	2,520,504	N	0	N	0	N
DDS	LEARN	Birth to Three services	7/1/2012	6/30/2015	800,000	56,859	N	0	N	0	Y



<u>Agency</u>	<u>Contractor</u>	<u>Description of Service</u>	<u>Begin DT</u>	<u>Expire DT</u>	<u>Contract Amt</u>	<u>2013 Pymnt</u>	<u>Federal Y or N</u>	<u>Federal Pymnt</u>	<u>Private Y or N</u>	<u>Private Pymnt</u>	<u>Competitively Bid Y or N</u>
DDS	LEARN	Birth to Three services	7/1/2012	6/30/2017	6,500,000	802,914	N	67,460	N	0	Y
DDS	LIBERTY HEALTHCARE CORP	Medical Director for Southbury	7/1/2010	6/30/2016	1,751,040	270,200	N	0	N	0	N
DDS	LITCHFIELD COUNTY ASSOCIATION	Day Support Options	7/1/2011	6/30/2013	10,675,966	4,002,185	N	0	N	0	N
DDS	MARC COMMUNITY RESOURCES LTD	Day Support Options	7/1/2011	6/30/2013	10,532,435	3,854,186	N	0	N	0	N
DDS	MARC INC OF MANCHESTER	Day Support Options	7/1/2011	6/30/2013	17,513,820	6,999,408	N	0	N	0	N
DDS	MARCH INC OF MANCHESTER	Community Living Arrangements	7/1/2011	6/30/2013	11,169,850	4,773,649	N	0	N	0	N
DDS	MARRAKECH HOUSING OPTIONS INC	Day Support Options	7/1/2011	6/30/2013	39,379,036	15,596,936	N	0	N	0	N
DDS	MAXIM HEALTHCARE SERVICES INC	Individualized Home Supports	5/15/2013	6/30/2013	35,000	0	N	0	N	0	N
DDS	MAXIM HEALTHCARE SERVICES INC	Speech Therapy to Individuals	5/1/2008	6/30/2013	900,000	0	N	0	N	0	Y
DDS	MCLAUGHLIN & ASSOCIATES LLC	Birth to Three services	7/1/2012	6/30/2017	8,000,000	1,370,401	N	29,841	N	0	Y
DDS	MOSAIC	Day Support Options	7/1/2011	6/30/2013	23,723,269	10,948,511	N	0	N	0	N
DDS	N E CENTER FOR HEARING REHAB	Birth to Three services	7/1/2012	6/30/2017	500,000	105,987	N	0	N	0	Y
DDS	NAFI CONNECTICUT INC	Day Support Options	7/1/2011	6/30/2013	3,338,366	1,234,022	N	0	N	0	N
DDS	NETWORK INC	Day Support Options	7/1/2011	6/30/2013	21,624,252	9,369,952	N	0	N	0	N
DDS	NEW BEGINNINGS FOR LIFE LLC	Continuous Residential Support	7/1/2011	6/30/2013	1,267,155	417,739	N	0	N	0	N
DDS	NEW CANAAN GROUP HOME INC	Community Living Arrangements	7/1/2011	6/30/2013	721,300	266,389	N	0	N	0	N
DDS	NEW ENGLAND BUSINESS ASSOCIATES INC	Group Employment	4/15/2013	6/30/2013	155,000	23,216	N	0	N	0	N
DDS	NEW ENGLAND RESIDENTIAL SERV INC	Day Support Options	7/1/2011	6/30/2013	12,424,199	5,246,503	N	0	N	0	N



<u>Agency</u>	<u>Contractor</u>	<u>Description of Service</u>	<u>Begin DT</u>	<u>Expire DT</u>	<u>Contract Amt</u>	<u>2013 Pymnt</u>	<u>Federal Y or N</u>	<u>Federal Pymnt</u>	<u>Private Y or N</u>	<u>Private Pymnt</u>	<u>Competitively Bid Y or N</u>
DDS	NEW FOUNDATIONS INC	Community Living Arrangements	7/1/2011	6/30/2013	4,149,575	1,750,567	N	0	N	0	N
DDS	NEW SEASONS INC	Day Support Options	7/1/2011	6/30/2013	16,138,465	7,524,778	N	0	N	0	N
DDS	NORTHEAST PLACEMENT SERVICES INC	Day Support Options	7/1/2011	6/30/2013	8,527,199	3,141,716	N	0	N	0	N
DDS	ON SITE PSYCHIATRIC SVCS INC	FY12 - Psychiatric Services	7/1/2011	6/30/2014	0	4,200	N	0	N	0	Y
DDS	OPPORTUNITY HOUSE INC	Day Support Options	7/1/2011	6/30/2013	4,817,804	2,063,132	N	0	N	0	N
DDS	OPPORTUNITY WORKS CONNECTICUT	Day Support Options	4/15/2013	6/30/2013	170,000	70,784	N	0	N	0	N
DDS	OPTIONS UNLIMITED INC	Day Support Options	7/1/2011	6/30/2013	9,221,950	3,892,433	N	0	N	0	N
DDS	PHYSICAL THERAPY OF SOUTHERN CT PC	Birth to Three services	7/1/2012	6/30/2015	2,000,000	618,110	N	45,383	N	0	Y
DDS	PRIMECARE INC	Day Support Options	7/1/2011	6/30/2013	31,049,730	12,686,881	N	0	N	0	N
DDS	PROHEALTH PHYSICIANS PC	FY 12 - Primary Care Medical S	7/1/2011	6/30/2014	0	100,035	N	0	N	0	Y
DDS	PROJECT INTERACT INC	Birth to Three services	7/1/2012	6/30/2017	2,500,000	927,378	N	29,460	N	0	Y
DDS	REACHOUT INC	Birth to Three services	7/1/2012	6/30/2017	9,500,000	1,414,990	N	265,755	N	0	Y
DDS	REHABILITATION ASSOCIATES OF CONNECTICUT	Specialized Services	7/1/2002	6/30/2014	1,215,613	79,660	N	0	N	0	N
DDS	REHABILITATION ASSOCIATES OF CONNECTICUT	Physical Therapy Services in P	7/1/2004	6/30/2014	1,470,370	164,001	N	0	N	0	Y
DDS	REHABILITATION ASSOCIATES OF CONNECTICUT	Birth to Three Services	7/1/2012	6/30/2017	30,000,000	5,046,040	N	1,027,612	N	0	Y
DDS	RELIANCE HOUSE INC	Day Support Options	7/1/2011	6/30/2013	2,908,481	1,107,912	N	0	N	0	N
DDS	REM COMMUNITY SERVICES OF CT INC	Day Support Options	7/1/2011	6/30/2013	27,779,239	12,249,793	N	0	N	0	N
DDS	RESOURCES FOR HUMAN DEVELOPMENT	Day Support Options	7/1/2011	6/30/2013	16,493,371	6,898,155	N	0	N	0	N



<u>Agency</u>	<u>Contractor</u>	<u>Description of Service</u>	<u>Begin DT</u>	<u>Expire DT</u>	<u>Contract Amt</u>	<u>2013 Pymnt</u>	<u>Federal Y or N</u>	<u>Federal Pymnt</u>	<u>Private Y or N</u>	<u>Private Pymnt</u>	<u>Competitively Bid Y or N</u>
DDS	REWARDING WORK RESOURCES INC	Subscription Svcs	8/1/2012	6/30/2013	9,000	9,000	N	0	N	0	N
DDS	RMS DEVELOPMENT INC	Day Support Options	7/1/2011	6/30/2013	30,210,599	13,553,057	N	0	N	0	N
DDS	SARAH INC	Birth to Three services	7/1/2012	6/30/2017	10,500,000	1,697,521	N	186,194	N	0	Y
DDS	SARAH INC	Day Support Options	7/1/2011	6/30/2013	11,532,699	4,865,284	Y	0	N	0	N
DDS	SARAH SENECA RESIDENTIAL SERV	Day Support Options	7/1/2011	6/30/2013	11,975,021	5,580,304	N	0	N	0	N
DDS	SARAH TUXIS RESIDENTIAL SERV	Day Support Options	7/1/2011	6/30/2013	13,037,899	6,212,859	N	0	N	0	N
DDS	SEABIRD ENTERPRISES INC	Day Support Options	7/1/2011	6/30/2013	11,271,295	4,608,895	Y	0	N	0	N
DDS	SHARP TRAINING INC	Day Support Options	7/1/2011	6/30/2013	3,764,802	1,527,532	N	0	N	0	N
DDS	SLC THERAPY OF CONNECTICUT LLC	Speech/language Pathology, Occ	4/1/2011	6/30/2014	600,000	0	N	0	N	0	N
DDS	SOUTH BAY EARLY INTERVENTION	Birth to Three services	7/1/2012	6/30/2014	750,000	122,325	N	0	N	0	Y
DDS	SOUTHEASTERN EMPLOYMENT SERVICES LLC	Day Support Options	7/1/2012	6/30/2013	585,000	260,954	N	0	N	0	N
DDS	ST FRANCIS HOSPITAL & MEDICAL CENTER	Dental Services	7/1/2012	6/30/2014	194,000	96,923	N	0	N	0	N
DDS	ST LUKE'S FAMILY PRACTICE	Primary Care Medical Services	7/1/2011	6/30/2014	0	23,632	N	0	N	0	Y
DDS	ST MARY'S HOSPITAL CORP	Dental Services for consumers	10/1/2011	6/30/2015	75,000	0	N	0	N	0	N
DDS	ST VINCENT'S SPECIAL NEEDS CTR	Birth to Three services	7/1/2012	6/30/2017	4,500,000	278,361	N	0	N	0	Y
DDS	ST VINCENT'S SPECIAL NEEDS CTR	Day Support Options	7/1/2011	6/30/2013	21,399,480	8,853,598	Y	0	N	0	N
DDS	STAR INC	Birth to Three services	7/1/2012	6/30/2017	3,500,000	427,738	N	5,273	N	0	Y
DDS	STAR INC	Day Support Options	7/1/2011	6/30/2013	20,854,348	8,536,194	Y	0	N	0	N



<u>Agency</u>	<u>Contractor</u>	<u>Description of Service</u>	<u>Begin DT</u>	<u>Expire DT</u>	<u>Contract Amt</u>	<u>2013 Pymnt</u>	<u>Federal Y or N</u>	<u>Federal Pymnt</u>	<u>Private Y or N</u>	<u>Private Pymnt</u>	<u>Competitively Bid Y or N</u>
DDS	SUNRISE NORTHEAST INC	Day Support Options	7/1/2011	6/30/2013	32,435,257	14,717,565	N	0	N	0	N
DDS	SUNSET HILL INC	Day Support Options	7/1/2011	6/30/2013	1,270,241	478,290	N	0	N	0	N
DDS	SUNSET SHORES OF MILFORD INC	Day Support Options	4/15/2013	6/30/2013	170,000	68,160	N	0	N	0	N
DDS	SUNSET SHORES OF MILFORD INC	Administrative Fees	1/1/2013	12/31/2015	3,834,000	784,680	N	0	N	0	N
DDS	THE ARC OF QUINEBAUG VALLEY INC	Day Support Options	7/1/2011	6/30/2013	8,256,069	2,934,704	N	0	N	0	N
DDS	THE ARC OF SOUTHWINGTON INC	Day Support Options	7/1/2011	6/30/2013	7,671,874	3,406,868	N	0	N	0	N
DDS	THE ARC OF THE FARMINGTON VALLEY INC	Day Support Options	7/1/2011	6/30/2013	15,782,921	6,759,609	N	0	N	0	N
DDS	THE CARING COMM OF CONN INC	Day Support Options	7/1/2011	6/30/2013	21,512,579	9,630,542	N	0	N	0	N
DDS	THE COLUMBUS ORGANIZATION	Psychiatric Services at Southb	7/1/2011	6/30/2014	795,000	201,375	N	0	N	0	N
DDS	THE COLUMBUS ORGANIZATION	Doctoral Level Behavior Analys	9/1/2008	7/31/2013	1,179,394	108,557	N	0	N	0	N
DDS	THE COLUMBUS ORGANIZATION	Speech Therapy Services for th	8/21/2004	6/30/2017	2,671,824	86,584	N	0	N	0	Y
DDS	THE CONNECTION INC	Community Training Home	7/1/2011	6/30/2013	142,121	66,791	N	0	N	0	N
DDS	THE CONNECTION INC	Specialized Services	7/1/2004	6/30/2013	226,100	0	N	0	N	0	N
DDS	THE JEWISH ASSOC FOR	Day Support Options	7/1/2011	6/30/2013	4,094,764	1,511,665	N	0	N	0	N
DDS	THE KENNEDY CENTER INC	Birth to Three services	7/1/2012	6/30/2017	5,000,000	357,769	N	0	N	0	Y
DDS	THE KENNEDY CENTER INC	Day Support Options	7/1/2011	6/30/2013	42,979,242	18,700,378	Y	0	N	0	N
DDS	THE LIGHTHOUSE VOC ED CENTER	Day Support Options	7/1/2011	6/30/2013	2,069,255	598,347	N	0	N	0	N
DDS	THE MAY INSTITUTE	Day Support Options	7/1/2011	6/30/2013	16,155,822	7,028,762	N	0	N	0	N



2013 POS Report  
 DETAILS BY AGENCY  
 Fiscal Year 2013



<u>Agency</u>	<u>Contractor</u>	<u>Description of Service</u>	<u>Begin DT</u>	<u>Expire DT</u>	<u>Contract Amt</u>	<u>2013 Pymnt</u>	<u>Federal Y or N</u>	<u>Federal Pymnt</u>	<u>Private Y or N</u>	<u>Private Pymnt</u>	<u>Competitively Bid Y or N</u>
DDS	THE NURSE NETWORK LLC	Physical Therapy Services pro	9/19/2010	9/30/2013	308,133	0	N	0	N	0	Y
DDS	THERACARE	Birth to Three services	7/1/2012	6/30/2015	8,000,000	1,461,041	N	19,999	N	0	Y
DDS	THERACARE	Birth to Three services	7/1/2012	6/30/2017	16,500,000	2,668,641	N	376,005	N	0	Y
DDS	THERAPY UNLIMITED LLC	Birth to Three services	7/1/2012	6/30/2015	3,200,000	1,043,288	Y	787,103	N	0	Y
DDS	TOWN OF CHESHIRE	Birth to Three services	7/1/2012	6/30/2017	1,500,000	214,019	N	0	N	0	Y
DDS	TOWN OF EAST HARTFORD	Birth to Three services	7/1/2012	6/30/2017	3,100,000	358,989	N	3,515	N	0	Y
DDS	TRANSITIONAL EMPLOYMENT UNLIMITED INC	Day Support Options	7/1/2011	6/30/2013	805,357	215,626	N	0	N	0	N
DDS	TRI-COUNTY ARC INC	Day Support Options	7/1/2011	6/30/2013	14,188,379	5,547,584	N	0	N	0	N
DDS	TURNING LEAF AGENCY CORP	Continuous Residential Support	7/1/2011	6/30/2013	3,378,265	1,438,446	N	0	N	0	N
DDS	UCPA OF SOUTH CT INC	Clinical Services to Individua	7/1/2011	6/30/2014	450,000	67,524	N	0	N	0	N
DDS	UCPA OF SOUTH CT INC	Day Support Options	7/1/2011	6/30/2013	2,021,398	674,723	N	0	N	0	N
DDS	UNITED CEREBRAL PALSY OF EASTERN	Day Support Options	7/1/2011	6/30/2013	5,916,149	2,548,075	N	0	N	0	N
DDS	UNITED SERVICES INC	FY 12 - Psychiatric Services -	7/1/2011	6/30/2014	0	24,640	N	0	N	0	Y
DDS	UNITED WAY OF CONN INC	Referral Services	7/1/2010	6/30/2015	1,576,500	290,417	Y	290,417	N	0	N
DDS	VANTAGE GROUP INC	Day Support Options	7/1/2011	6/30/2013	8,936,049	4,150,058	N	0	N	0	N
DDS	VARCA INC	Sheltered Employment	7/1/2011	6/30/2013	3,199,573	849,309	N	0	N	0	N
DDS	VINFEN OF CONNECTICUT INC	Day Support Options	7/1/2011	6/30/2013	23,378,373	10,348,996	N	0	N	0	N



<u>Agency</u>	<u>Contractor</u>	<u>Description of Service</u>	<u>Begin DT</u>	<u>Expire DT</u>	<u>Contract Amt</u>	<u>2013 Pymnt</u>	<u>Federal Y or N</u>	<u>Federal Pymnt</u>	<u>Private Y or N</u>	<u>Private Pymnt</u>	<u>Competitively Bid Y or N</u>
DDS	VISTA VOCATIONAL AND LIFE SKILL	Day Support Options	11/1/2012	6/30/2013	2,709,843	487,550	N	0	N	0	N
DDS	WATERBURY ASSOC FOR RETARDED CITIZENS INC	Day Support Options	7/1/2011	6/30/2013	6,905,537	2,669,556	N	0	N	0	N
DDS	WEST HAVEN COMMUNITY HOUSE INC	Day Support Options	7/1/2011	6/30/2013	7,051,756	2,815,856	N	0	N	0	N
DDS	WHEELER CLINIC INC	Crisis Intervention Services F	7/1/2010	6/30/2014	0	17,920	N	0	N	0	Y
DDS	WHEELER CLINIC INC	Psychiatric Care FY 11	7/1/2010	6/30/2014	0	130,998	N	0	N	0	Y
DDS	WHEELER CLINIC INC	Birth to Three services	7/1/2012	6/30/2017	4,000,000	605,803	N	25,394	N	0	Y
DDS	WHOLE LIFE INC	Day Support Options	7/1/2011	6/30/2013	24,604,397	11,198,272	N	0	N	0	N
DDS	WINCHESTER TOWN TREASURER	Day Support Options	7/1/2011	6/30/2013	774,601	229,849	N	0	N	0	N
DDS	WINDSOR INDEPENDENT LIVING	Day Support Options	7/1/2011	6/30/2013	7,124,991	3,116,953	N	0	N	0	N
DDS	WINSTED GROUP HOME LLC	Community Living Arrangements	7/1/2011	6/30/2013	1,131,160	467,223	N	0	N	0	N
DDS	YALE NEW HAVEN HOSPITAL	Dental Services for DDS South	10/1/2011	6/30/2015	75,000	7,453	N	0	N	0	N
<b>DDS - Department of Development Serv Total: 219</b>					<b>1,644,250,367</b>	<b>606,992,917</b>		<b>5,006,918</b>		<b>0</b>	
DOC	ARTWORKS TO EMPOWER INC	Art Therapy	7/1/2011	6/30/2014	18,000	3,600	N	0	N	0	N
DOC	CAREER RESOURCES	ReEntry Works	7/1/2010	7/31/2016	1,569,275	196,325	N	0	N	0	N
DOC	CENTRAL NAUGATUCK VALLEY HELP INC	Rogers House	6/1/2009	7/31/2014	6,516,862	1,289,043	N	0	N	0	Y
DOC	CHARTER OAK HEALTH CENTER INC	Smoking Cessation Services	6/1/2013	4/30/2014	6,000	0	N	0	Y	0	N
DOC	CHRYSALIS CENTER INC	Hartford Employment	6/1/2009	7/31/2013	4,242,160	1,052,213	N	0	N	0	Y
DOC	CHRYSALIS CENTER INC	Employment Support Network	6/15/2013	7/31/2021	10,714,360	22,000	N	0	N	0	N



<u>Agency</u>	<u>Contractor</u>	<u>Description of Service</u>	<u>Begin DT</u>	<u>Expire DT</u>	<u>Contract Amt</u>	<u>2013 Pymnt</u>	<u>Federal Y or N</u>	<u>Federal Pymnt</u>	<u>Private Y or N</u>	<u>Private Pymnt</u>	<u>Competitively Bid Y or N</u>
DOC	CNCL OF CHURCHES OF GRTR BPT INC	Co-OP Center	7/1/2009	7/31/2014	1,714,716	347,100	N	0	N	0	Y
DOC	COLUMBUS HOUSE INC	Starting Over	7/1/2010	7/31/2016	4,553,703	756,744	N	0	N	0	N
DOC	COMMUNITY HEALTH SERVICES INC	Smoking Cessation Services	6/1/2013	4/30/2014	6,000	0	N	0	Y	0	N
DOC	COMMUNITY PARTNERS IN ACTION INC	Male Work Release Program	6/1/2009	7/31/2014	6,008,544	1,203,915	N	0	N	0	Y
DOC	COMMUNITY RENEWAL TEAM INC	Scattered Site Supportive Hous	7/1/2010	7/31/2013	1,155,808	240,630	N	0	N	0	N
DOC	COMMUNITY RENEWAL TEAM INC	Project Transition	7/1/2009	7/31/2013	4,949,198	1,244,482	N	0	N	0	Y
DOC	COMMUNITY RENEWAL TEAM INC	Behavioral Health Services	6/15/2013	7/31/2021	9,555,238	29,690	N	0	N	0	N
DOC	COMMUNITY SOLUTIONS INC	Berman Treatment Center	7/1/2009	7/31/2014	29,519,870	5,915,505	N	0	N	0	Y
DOC	CONN RENAISSANCE INC	Work Release	7/1/2009	7/31/2014	14,335,287	2,964,011	N	0	N	0	Y
DOC	CSI CONNECTICUT INC	Berman Treatment Center	7/1/2009	3/27/2013	29,519,870	0	N	0	N	0	Y
DOC	EASTER SEALS GOODWILL INDUST	SID 30523 New Haven ReEntry In	4/1/2011	9/30/2015	895,000	300,000	Y	250,000	Y	50,000	Y
DOC	EASTER SEALS GOODWILL INDUST	ReEntry Services	7/1/2010	7/31/2016	1,860,350	309,797	N	0	N	0	N
DOC	FAIR HAVEN COMMUNITY HEALTH CLINIC INC	Smoking Cessation Services	6/1/2013	4/30/2014	6,000	0	N	0	Y	0	N
DOC	FAMILIES IN CRISIS INC	Statewide Social Reunification	6/1/2009	7/31/2014	3,419,635	683,413	N	0	N	0	Y
DOC	FAMILY REENTRY INC	Enterprise House	6/1/2009	7/31/2013	4,425,212	1,006,102	N	0	N	0	Y
DOC	FAMILY REENTRY INC	Enterprise House	6/15/2013	7/31/2021	17,490,096	60,000	N	0	N	0	Y
DOC	FHM SERVICES INC	Fellowship House	6/1/2009	7/31/2013	1,563,760	380,665	N	0	N	0	Y
DOC	ISAIAH 61:1	Isaiah House	7/1/2009	7/31/2014	8,319,740	1,642,419	N	0	N	0	Y



<u>Agency</u>	<u>Contractor</u>	<u>Description of Service</u>	<u>Begin DT</u>	<u>Expire DT</u>	<u>Contract Amt</u>	<u>2013 Pymnt</u>	<u>Federal Y or N</u>	<u>Federal Pymnt</u>	<u>Private Y or N</u>	<u>Private Pymnt</u>	<u>Competitively Bid Y or N</u>
DOC	LIBERATION PROGRAMS INC	Behavioral Health	7/1/2009	7/31/2013	817,264	205,096	N	0	N	0	Y
DOC	MCCALL FOUNDATION INC	Warner House	6/1/2009	7/31/2013	1,331,446	315,509	N	0	N	0	Y
DOC	MORRIS FOUNDATION	Theraputic Shelter	6/1/2009	7/31/2014	2,334,500	0	N	0	N	0	Y
DOC	NEON	Men's Work Release	7/1/2009	7/31/2013	8,239,765	2,054,779	N	0	N	0	Y
DOC	NEW DIRECTIONS INC OF N CNTRL CT	New Directions	7/1/2010	7/31/2016	450,000	0	N	0	N	0	N
DOC	NEW DIRECTIONS INC OF N CNTRL CT	Behavioral Health Services	7/1/2010	7/31/2016	452,674	75,382	N	0	N	0	N
DOC	NEW OPPORTUNITIES INC	Bishop Street	6/1/2009	7/31/2013	4,759,098	1,110,045	N	0	N	0	Y
DOC	OIC OF NEW LONDON INC	Employment	6/1/2009	7/31/2013	660,016	65,940	N	0	N	0	Y
DOC	PERCEPTION PROGRAMS INC	Brooklyn/Bridge	6/1/2009	7/31/2014	12,267,928	2,278,861	N	0	N	0	Y
DOC	PROJECT MORE INC	Walter Brooks	7/1/2009	7/31/2014	12,032,779	1,852,624	N	0	N	0	Y
DOC	SYDNEY T SCHULMAN	Inmate Legal Assistance Progra	7/1/2010	6/30/2014	5,177,868	870,595	N	0	N	0	N
DOC	THE APT FOUNDATION INC	Smoking Cessation Services	5/1/2013	4/30/2014	6,000	0	N	0	Y	0	N
DOC	THE APT FOUNDATION INC	ReEntry Services	7/1/2011	7/31/2016	2,909,787	435,118	N	0	N	0	N
DOC	THE CONNECTION INC	Sex Offender	6/1/2010	6/30/2017	14,573,269	1,636,255	N	0	N	0	Y
DOC	THE CONNECTION INC	Work Release	7/1/2009	7/31/2013	31,470,274	7,931,912	N	0	N	0	Y
DOC	THE OPEN HEARTH ASSOCIATION INC	Open Hearth	7/1/2009	7/31/2013	3,773,116	852,576	N	0	N	0	Y
DOC	THRESHOLD VOLUNTEERS IN	Decision Making / Problem Solv	7/1/2011	6/30/2014	18,000	6,000	N	0	N	0	N
DOC	WELLMORE INC	Therapeutic Shelter	6/1/2009	7/31/2014	1,511,464	753,821	N	0	N	0	Y



<u>Agency</u>	<u>Contractor</u>	<u>Description of Service</u>	<u>Begin DT</u>	<u>Expire DT</u>	<u>Contract Amt</u>	<u>2013 Pymnt</u>	<u>Federal Y or N</u>	<u>Federal Pymnt</u>	<u>Private Y or N</u>	<u>Private Pymnt</u>	<u>Competitively Bid Y or N</u>
<b>DOC - Dept. of Correction Total: 42</b>					<b>265,149,932</b>	<b>40,092,167</b>		<b>250,000</b>		<b>50,000</b>	
DPH	AIDS CONNECTICUT INC	Provide client-centered HIV me	6/20/2013	6/30/2014	133,836	0	Y	0	N	0	Y
DPH	AIDS CONNECTICUT INC	Provide HIV medication and tre	6/25/2013	6/30/2014	133,836	26,767	Y	26,767	N	0	Y
DPH	AIDS CONNECTICUT INC	AIDS Health Care and Support S	4/1/2011	3/31/2013	215,881	82,143	N	0	N	0	Y
DPH	AIDS CONNECTICUT INC	Conduct syringe exchange progr	6/26/2013	12/31/2014	258,247	30,711	N	0	N	0	Y
DPH	AIDS CONNECTICUT INC	Provide HIV Comprehensive Risk	1/1/2013	12/31/2014	500,000	125,000	Y	31,250	N	0	Y
DPH	AIDS CONNECTICUT INC	Contractor shall provide HIV/A	4/1/2013	3/31/2015	1,084,474	90,284	Y	47,774	N	0	N
DPH	AIDS PROJECT GREATER DANBURY INC	Contractor shall provide HIV/A	4/1/2013	3/31/2015	259,314	41,759	Y	39,195	N	0	N
DPH	AIDS PROJECT GREATER DANBURY INC	AIDS Health Care and Support S	4/1/2011	3/31/2013	259,626	86,666	Y	83,416	N	0	Y
DPH	AIDS PROJECT GREATER DANBURY INC	Provide Comprehensive Risk Cou	1/1/2013	12/31/2014	442,804	110,702	Y	27,677	N	0	Y
DPH	AIDS PROJECT HARTFORD	Contractor to conduct a Syring	1/1/2012	12/31/2014	182,958	113,767	N	0	N	0	Y
DPH	AIDS PROJECT NEW HAVEN	Provide health care and suppor	4/1/2013	3/31/2015	478,877	74,269	Y	69,625	N	0	N
DPH	AIDS PROJECT NEW HAVEN	Health Care and Support Servic	4/1/2011	3/31/2013	498,541	205,417	Y	187,757	N	0	Y
DPH	AIDS PROJECT NEW HAVEN	HIV Prevention: Behavioral Int	1/1/2013	12/31/2014	759,302	186,076	Y	63,442	N	0	Y
DPH	ALERE WELLBEING INC	Tobacco Use Cessation Treatmen	8/1/2009	6/30/2014	5,082,354	1,542,092	Y	347,080	Y	1,195,012	Y
DPH	ALLIANCE FOR LIVING INC	AIDS Medication Adherence Prog	7/1/2011	6/30/2014	230,322	76,774	Y	76,774	N	0	Y
DPH	ALLIANCE FOR LIVING INC	Health Care and Support Servic	4/1/2011	3/31/2013	720,000	0	Y	0	N	0	Y



<u>Agency</u>	<u>Contractor</u>	<u>Description of Service</u>	<u>Begin DT</u>	<u>Expire DT</u>	<u>Contract Amt</u>	<u>2013 Pymnt</u>	<u>Federal Y or N</u>	<u>Federal Pymnt</u>	<u>Private Y or N</u>	<u>Private Pymnt</u>	<u>Competitively Bid Y or N</u>
DPH	ALLIANCE FOR LIVING INC	Contractor shall provide HIV/A	4/1/2013	3/31/2015	730,770	61,795	Y	58,687	N	0	N
DPH	ALLIANCE FOR LIVING INC	Health Care and Support Servic	4/1/2011	4/30/2013	750,249	311,602	Y	299,783	N	0	Y
DPH	BRIDGES	Tobacco Cessation Education &	5/1/2011	7/31/2013	77,363	45,000	N	0	Y	45,000	Y
DPH	BRISTOL HOSPITAL INC	Contractor shall provide nutri	10/1/2012	9/30/2017	3,597,395	464,964	Y	464,964	N	0	Y
DPH	BRISTOL-BURLINGTON HEALTH DISTRICT	Contractor shall continue to c	7/1/2012	6/30/2014	22,919	9,761	Y	9,761	N	0	N
DPH	BUSINESS & INDUSTRY FOUNDATION	Tobacco Cessation Education &	5/1/2011	7/31/2013	71,193	46,600	N	0	Y	46,600	Y
DPH	CAPITOL REGION EDUCATION COUNCIL	Tobacco Cessation Education &	5/1/2011	7/31/2013	49,822	18,300	N	0	Y	18,300	Y
DPH	CAPITOL REGION EDUCATION COUNCIL	medical & behavioral health ca	7/1/2010	6/30/2013	231,324	77,646	N	0	N	0	N
DPH	CENTRAL AREA HEALTH EDUCATION CENTER	Contractor will implement comm	7/1/2009	6/30/2013	200,000	50,000	Y	50,000	N	0	Y
DPH	CENTRAL AREA HEALTH EDUCATION CENTER	Contractor shall provide HIV/A	4/1/2013	3/31/2015	245,282	20,440	Y	20,440	N	0	N
DPH	CENTRAL AREA HEALTH EDUCATION CENTER	Minority AIDS Initiative	4/1/2011	3/31/2013	249,525	98,166	Y	98,166	N	0	Y
DPH	CENTRAL AREA HEALTH EDUCATION CENTER	Contractor shall provide HIV/A	4/1/2013	3/31/2015	321,352	26,708	Y	23,533	N	0	N
DPH	CENTRAL AREA HEALTH EDUCATION CENTER	Health Care and Support Servic	4/1/2011	3/31/2013	321,738	120,825	Y	108,749	N	0	Y
DPH	CENTRAL CONN HEALTH DISTRICT	Using Preventive Health Block	7/1/2012	6/30/2014	30,382	12,949	Y	12,949	N	0	N
DPH	CHARLOTTE HUNGERFORD HOSP	provide breast & cervical canc	7/1/2009	6/30/2013	602,814	149,044	Y	35,405	Y	22,485	N
DPH	CHARTER OAK HEALTH CENTER INC	Hartford Healthy Start Program	2/1/2010	5/31/2014	386,051	70,000	Y	70,000	N	0	N
DPH	CHARTER OAK HEALTH CENTER INC	Community Health Center Medica	7/1/2009	6/30/2014	1,250,636	239,611	N	0	N	0	N
DPH	CHATHAM HEALTH DISTRICT	Contractor shall continue to c	7/1/2011	6/30/2014	32,403	9,157	Y	9,157	N	0	N



<u>Agency</u>	<u>Contractor</u>	<u>Description of Service</u>	<u>Begin DT</u>	<u>Expire DT</u>	<u>Contract Amt</u>	<u>2013 Pymnt</u>	<u>Federal Y or N</u>	<u>Federal Pymnt</u>	<u>Private Y or N</u>	<u>Private Pymnt</u>	<u>Competitively Bid Y or N</u>
DPH	CHESPROCOTT HEALTH DIST	The Contractor shall continue	7/1/2011	6/30/2014	23,028	10,329	Y	10,329	N	0	N
DPH	CHILD & FAMILY AGENCY SOUTHEASTERN CT	Provide medical and behavioral	7/1/2012	6/30/2015	7,135,494	2,324,332	Y	20,000	N	0	N
DPH	CITY OF BRIDGEPORT	Contractor shall conduct a pol	7/1/2012	6/30/2014	54,516	27,258	Y	27,258	N	0	N
DPH	CITY OF BRIDGEPORT	AIDS Prevention Education Serv	1/1/2012	6/30/2013	128,775	66,182	Y	25,530	N	0	N
DPH	CITY OF BRIDGEPORT	Sexually Transmitted Diseases	7/1/2012	6/30/2017	313,273	62,905	N	0	N	0	N
DPH	CITY OF BRIDGEPORT	Syringe Exchange Program	1/1/2012	12/31/2014	441,204	144,478	N	0	N	0	Y
DPH	CITY OF DANBURY	The Contractor shall continue	7/1/2012	6/30/2014	27,698	11,745	Y	11,745	N	0	N
DPH	CITY OF DANBURY	provide medical and behavioral	7/1/2010	6/30/2013	1,487,960	499,448	N	0	N	0	N
DPH	CITY OF HARTFORD	The Contractor shall continue	7/1/2011	6/30/2014	98,182	28,549	Y	28,549	N	0	N
DPH	CITY OF HARTFORD	Provide HIV outreach, testing,	1/1/2013	12/31/2014	300,000	75,000	Y	18,750	N	0	Y
DPH	CITY OF HARTFORD	Contractor shall continue to d	1/1/2012	12/31/2015	470,840	98,092	Y	98,092	N	0	N
DPH	CITY OF HARTFORD	Provision of sexually transmit	7/1/2012	6/30/2017	712,500	231,044	Y	115,158	N	0	N
DPH	CITY OF HARTFORD	Hartford Healthy Start Program	2/1/2010	5/31/2014	961,581	238,000	Y	238,000	N	0	N
DPH	CITY OF HARTFORD	provide medical and behavioral	7/1/2010	6/30/2013	2,755,746	924,121	Y	125,000	N	0	N
DPH	CITY OF HARTFORD	Contractor shall peovide nutri	10/1/2012	9/30/2017	6,423,795	762,652	Y	762,652	N	0	Y
DPH	CITY OF MILFORD	Contractor shall continue to c	7/1/2011	6/30/2014	22,680	6,612	Y	6,612	N	0	N
DPH	CITY OF NEW HAVEN	The Contractor shall continue	7/1/2012	6/30/2014	62,277	26,563	Y	26,563	N	0	N
DPH	CITY OF NEW HAVEN	Safety Counts initiative targ	1/1/2013	12/31/2014	123,210	30,802	Y	13,245	N	0	Y



<u>Agency</u>	<u>Contractor</u>	<u>Description of Service</u>	<u>Begin DT</u>	<u>Expire DT</u>	<u>Contract Amt</u>	<u>2013 Pymnt</u>	<u>Federal Y or N</u>	<u>Federal Pymnt</u>	<u>Private Y or N</u>	<u>Private Pymnt</u>	<u>Competitively Bid Y or N</u>
DPH	CITY OF NEW HAVEN	Contractor to conduct a Syring	1/1/2012	12/31/2014	388,569	121,786	N	0	N	0	Y
DPH	CITY OF NEW HAVEN	The Contractor shall continue	1/1/2012	12/31/2015	399,408	83,210	Y	83,210	N	0	N
DPH	CITY OF NEW HAVEN	Provision of health services t	7/1/2012	6/30/2017	427,333	81,797	N	0	N	0	N
DPH	CITY OF NEW HAVEN	Counseling, Testing, and Refer	7/1/2008	6/30/2013	1,231,830	87,427	Y	36,213	N	0	Y
DPH	CITY OF NEW HAVEN	Medical and behavioral health	7/1/2010	6/30/2013	4,441,796	1,489,974	Y	137,500	N	0	N
DPH	CITY OF NORWICH	Tobacco Cessation & Prevention	5/1/2011	7/31/2013	50,569	23,500	N	0	Y	23,500	Y
DPH	CITY OF STAMFORD	The Contractor shall continue	7/1/2012	6/30/2014	44,771	18,978	Y	18,978	N	0	N
DPH	CITY OF STAMFORD	HIV testing services to identi	1/1/2013	12/31/2014	300,000	75,000	Y	18,750	N	0	Y
DPH	CITY OF STAMFORD	Contractor shall continue to d	1/1/2012	12/31/2015	354,900	73,938	Y	73,938	N	0	N
DPH	CITY OF STAMFORD	Contractor to provide services	7/1/2012	6/30/2017	431,151	86,575	N	0	N	0	N
DPH	CITY OF STAMFORD	Contractor shall provide nutri	10/1/2012	9/30/2017	3,962,670	514,584	Y	514,584	N	0	Y
DPH	COMMUNITY HEALTH & WELLNESS CENTER	Community Health Center Medica	7/1/2009	6/30/2014	469,012	89,887	N	0	N	0	N
DPH	COMMUNITY HEALTH CENTER INC	Provide HIV Comprehensive Risk	1/1/2013	12/31/2014	188,562	47,141	Y	11,786	N	0	Y
DPH	COMMUNITY HEALTH CENTER INC	Contractor shall provide HIV/A	4/1/2013	3/31/2015	219,377	18,229	Y	15,899	N	0	N
DPH	COMMUNITY HEALTH CENTER INC	AIDS Health Care and Support S	4/1/2011	4/30/2013	219,678	73,333	Y	65,083	N	0	Y
DPH	COMMUNITY HEALTH CENTER INC	Counseling, Testing, and Refer	9/1/2008	6/30/2013	376,211	39,999	Y	20,046	N	0	Y
DPH	COMMUNITY HEALTH CENTER INC	Provide breast & cervical canc	7/1/2009	6/30/2013	1,132,838	288,581	Y	109,315	Y	64,536	N
DPH	COMMUNITY HEALTH CENTER INC	Provide medical and behavioral	7/1/2011	6/30/2014	1,839,107	617,315	N	0	N	0	N





<u>Agency</u>	<u>Contractor</u>	<u>Description of Service</u>	<u>Begin DT</u>	<u>Expire DT</u>	<u>Contract Amt</u>	<u>2013 Pymnt</u>	<u>Federal Y or N</u>	<u>Federal Pymnt</u>	<u>Private Y or N</u>	<u>Private Pymnt</u>	<u>Competitively Bid Y or N</u>
DPH	COMMUNITY HEALTH CENTER INC	Community Health Center Medica	7/1/2009	6/30/2014	4,320,183	827,660	N	0	N	0	N
DPH	COMMUNITY HEALTH SERVICES INC	Provide HIV testing in the Har	1/1/2013	12/31/2014	160,080	33,556	Y	10,967	N	0	Y
DPH	COMMUNITY HEALTH SERVICES INC	AIDS Medication Adherence Prog	7/1/2011	6/30/2014	247,152	83,185	N	0	N	0	Y
DPH	COMMUNITY HEALTH SERVICES INC	Hartford Healthy Start Program	2/1/2010	5/31/2014	350,000	70,000	Y	70,000	N	0	N
DPH	COMMUNITY HEALTH SERVICES INC	Community Health Center Medica	7/1/2010	6/30/2013	442,063	139,029	N	0	N	0	N
DPH	COMMUNITY PARTNERS IN ACTION INC	Counseling and Testing	7/1/2008	6/30/2013	1,213,523	129,020	Y	64,662	N	0	Y
DPH	COMMUNITY RENEWAL TEAM INC	HIV Prevention Services which	1/1/2013	12/31/2014	195,670	48,918	Y	12,230	N	0	Y
DPH	CONNECTICUT CHILDRENS MEDICAL CENTER	Newborn screening for newborns	7/1/2012	6/30/2017	502,222	100,846	N	0	N	0	N
DPH	CONNECTICUT COUNCIL ON OCCUP SAFETY	Counseling and Testing	7/1/2008	6/30/2013	577,808	61,432	Y	30,788	N	0	Y
DPH	CONNECTICUT INSTITUTE FOR COMMUNITIES	Community Health Services Prog	3/1/2013	6/30/2015	494,282	94,282	N	0	N	0	N
DPH	CONNECTICUT INSTITUTE FOR COMMUNITIES	Contractor shall provide nutri	10/1/2012	9/30/2017	1,640,555	190,444	Y	190,444	N	0	Y
DPH	CONNECTICUT RIVER AREA HEALTH DISTRICT	Contractor shall continue to c	7/1/2012	6/30/2014	8,615	3,662	Y	3,662	N	0	N
DPH	CONNECTICUT SEXUAL ASSAULT CRISIS SER	Contractor will provide rape c	7/1/2012	6/30/2017	4,860,218	983,202	Y	411,414	Y	152,000	N
DPH	CONSOLIDATED SCHOOL DIST NEW BRITAIN	provide medical and behavioral	7/1/2010	6/30/2013	906,692	280,455	N	0	N	0	N
DPH	CORNELL SCOTT-HILL HEALTH CORPORATION	HIV Prevention services which	1/1/2013	12/31/2014	178,906	44,726	Y	11,629	N	0	Y
DPH	CORNELL SCOTT-HILL HEALTH CORPORATION	Implementation of local commun	7/1/2009	9/30/2013	206,249	37,500	Y	37,500	N	0	Y
DPH	CORNELL SCOTT-HILL HEALTH CORPORATION	Comprehensive Risk Counseling	7/1/2008	6/30/2013	1,062,513	113,327	Y	39,484	N	0	Y
DPH	CORNELL SCOTT-HILL HEALTH CORPORATION	Community Health Center Medic	7/1/2009	6/30/2014	2,706,281	518,427	N	0	N	0	N

STATE OF CONNECTICUT

2013 POS Report  
 DETAILS BY AGENCY  
 Fiscal Year 2013



<u>Agency</u>	<u>Contractor</u>	<u>Description of Service</u>	<u>Begin DT</u>	<u>Expire DT</u>	<u>Contract Amt</u>	<u>2013 Pymnt</u>	<u>Federal Y or N</u>	<u>Federal Pymnt</u>	<u>Private Y or N</u>	<u>Private Pymnt</u>	<u>Competitively Bid Y or N</u>
DPH	DANBURY HOSPITAL	Contractor to provide services	7/1/2012	6/30/2017	69,184	13,892	N	0	N	0	N
DPH	DANBURY HOSPITAL	provide breast & cervical can	7/1/2009	9/30/2013	1,657,532	364,502	Y	137,235	Y	70,495	N
DPH	EAST SHORE DISTRICT HEALTH DEPT	Using Preventive Health Servic	7/1/2012	6/30/2014	22,813	9,723	Y	9,723	N	0	N
DPH	EASTERN CT HEALTH NETWORK INC	PROVIDE BREAST & CERVICAL CANC	7/1/2009	6/30/2013	858,828	217,563	Y	85,127	Y	32,753	N
DPH	EASTERN HIGHLANDS HEALTH DIST	The Contractor shall continue	7/1/2012	6/30/2014	28,403	12,124	Y	12,124	N	0	N
DPH	FAIR HAVEN COMMUNITY HEALTH CLINIC INC	Community Health Center Medica	7/1/2009	6/30/2014	2,564,467	609,140	N	0	N	0	N
DPH	FAMILY STRIDES INC	Contractor shall provide nutri	10/1/2012	9/30/2017	1,110,625	153,833	Y	153,833	N	0	Y
DPH	FARMINGTON VALLEY HEALTH DIST	Contractor shall continue to c	7/1/2012	6/30/2014	32,403	13,812	Y	13,812	N	0	N
DPH	FIRST CHOICE HEALTH CENTERS INC	Community Health Center Medica	7/1/2010	6/30/2014	1,695,588	413,756	N	0	N	0	N
DPH	FSW INC CT	Contractor shall provide HIV/A	4/1/2013	3/31/2015	717,818	59,636	Y	51,481	N	0	N
DPH	FSW INC CT	AIDs Health Care and Support S	4/1/2011	4/30/2013	719,001	300,000	Y	275,710	N	0	Y
DPH	GBAPP INC	Contractor to provide an inter	1/1/2013	12/31/2014	456,636	114,160	Y	35,999	N	0	Y
DPH	GBAPP INC	Counseling, Testing, and Refer	7/1/2008	6/30/2013	760,562	80,862	Y	40,526	N	0	Y
DPH	GENERATIONS FAMILY HEALTH CTR	Contractor to implement a Pare	10/1/2011	9/30/2016	1,572,643	170,000	Y	170,000	N	0	N
DPH	GENERATIONS FAMILY HEALTH CTR	Community Health Center Medica	7/1/2009	6/30/2014	2,406,838	461,174	N	0	N	0	N
DPH	GRIFFIN HOSPITAL	Provide medical and behavioral	7/1/2010	6/30/2013	353,909	118,793	N	0	N	0	N
DPH	HARTFORD DISPENSARY	Drug Treatment Advocacy/Intrav	7/1/2008	5/31/2013	392,580	39,293	N	0	N	0	Y
DPH	HARTFORD GAY & LESBIAN HEALTH COLLECTIVE	Tobacco Use Cessation Treatmen	9/1/2009	5/1/2013	94,230	11,107	N	0	Y	11,107	Y

STATE OF CONNECTICUT

2013 POS Report  
 DETAILS BY AGENCY  
 Fiscal Year 2013



<u>Agency</u>	<u>Contractor</u>	<u>Description of Service</u>	<u>Begin DT</u>	<u>Expire DT</u>	<u>Contract Amt</u>	<u>2013 Pymnt</u>	<u>Federal Y or N</u>	<u>Federal Pymnt</u>	<u>Private Y or N</u>	<u>Private Pymnt</u>	<u>Competitively Bid Y or N</u>
DPH	HARTFORD GAY & LESBIAN HEALTH COLLECTIVE	Contractor shall provide HIV/A	4/1/2013	3/31/2015	167,234	13,876	Y	11,202	N	0	N
DPH	HARTFORD GAY & LESBIAN HEALTH COLLECTIVE	AIDS Health Care and Support S	4/1/2011	3/31/2013	167,688	27,992	Y	22,323	N	0	Y
DPH	HARTFORD GAY & LESBIAN HEALTH COLLECTIVE	Provide a Diffused Effective B	1/1/2013	12/31/2014	494,840	119,960	Y	40,235	N	0	Y
DPH	HARTFORD HOSPITAL	Provide breast & cervical canc	7/1/2009	6/30/2013	2,013,983	489,616	Y	214,397	Y	87,534	N
DPH	HISPANIC HEALTH COUNCIL	Hartford Healthy Start Program	2/1/2010	5/31/2014	376,365	71,500	Y	71,500	N	0	N
DPH	HISPANIC HEALTH COUNCIL	WIC Program	1/1/2012	9/30/2016	851,784	179,325	Y	179,325	N	0	N
DPH	HISPANOS UNIDOS INC	AIDS Medical Adherence Program	7/1/2011	6/30/2014	330,584	111,266	N	0	N	0	Y
DPH	HISPANOS UNIDOS INC	Contractor shall provide HIV/A	4/1/2013	3/31/2014	392,760	63,337	Y	58,705	N	0	N
DPH	HISPANOS UNIDOS INC	Health Care and Support Servic	4/1/2011	3/31/2013	393,153	147,750	Y	124,305	N	0	Y
DPH	HOSPITAL FOR SPECIAL CARE	Sickle Cell disease/traid comm	7/1/2011	6/30/2014	623,163	195,030	N	0	N	0	Y
DPH	HOSPITAL OF CENTRAL CONNECTICUT	Implement the PAT Home Visitin	12/1/2011	9/30/2016	1,600,000	135,356	Y	135,356	N	0	N
DPH	HOSPITAL OF SAINT RAPHAEL	provide breast & cervical canc	7/1/2009	6/30/2013	936,735	134,879	Y	69,639	Y	35,960	N
DPH	HUMAN RESOURCES AGENCY OF	AIDS Medication Adherence Prog	7/1/2011	6/30/2014	131,960	44,812	Y	34,492	N	0	Y
DPH	HUMAN RESOURCES AGENCY OF	Contractor shall provide HIV/A	4/1/2013	3/31/2015	372,957	31,633	Y	27,474	N	0	N
DPH	HUMAN RESOURCES AGENCY OF	AIDS Health Care and Support S	4/1/2011	3/31/2013	392,623	68,813	Y	61,945	N	0	Y
DPH	HUMAN RESOURCES AGENCY OF	Provide two HIV Diffused Effec	1/1/2013	12/31/2014	560,397	119,701	Y	53,804	N	0	Y
DPH	HUMAN RESOURCES AGENCY OF	Counseling, Testing, and Refer	7/1/2008	5/1/2013	655,239	69,663	Y	34,913	N	0	Y
DPH	HUMAN SERVICES COUNCIL INC	Medical and behavioral health	7/1/2010	6/30/2013	895,978	300,744	N	0	N	0	N



<u>Agency</u>	<u>Contractor</u>	<u>Description of Service</u>	<u>Begin DT</u>	<u>Expire DT</u>	<u>Contract Amt</u>	<u>2013 Pymnt</u>	<u>Federal Y or N</u>	<u>Federal Pymnt</u>	<u>Private Y or N</u>	<u>Private Pymnt</u>	<u>Competitively Bid Y or N</u>
DPH	INTEGRATED HEALTH SERVICES INC	Provide medical and behavioral	7/1/2012	6/30/2015	1,756,467	587,435	N	0	N	0	N
DPH	INTERFAITH AIDS MINISTRY OF	Effective Behavioral Intervent	7/1/2008	6/30/2013	328,846	34,962	Y	17,522	N	0	Y
DPH	LATINO COMMUNITY SERVICES INC	AIDS Health Care and Support S	4/1/2011	3/31/2013	375,578	126,666	Y	103,676	N	0	Y
DPH	LATINO COMMUNITY SERVICES INC	Contractor shall provide HIV/A	4/1/2013	3/31/2015	378,678	31,446	Y	26,503	N	0	N
DPH	LATINO COMMUNITY SERVICES INC	Provide HIV/AIDS Effective beh	1/1/2013	12/31/2014	475,302	111,326	Y	39,068	N	0	Y
DPH	LAWRENCE AND MEMORIAL HOSPITAL	Provide HIV Comprehensive Risk	1/1/2013	12/31/2014	200,000	40,000	Y	12,500	N	0	Y
DPH	LAWRENCE AND MEMORIAL HOSPITAL	Comprehensive Risk Counseling	7/1/2008	6/30/2013	676,581	50,462	Y	24,999	N	0	Y
DPH	LEDGE LIGHT HEALTH DIST	The Contractor shall tractor s	7/1/2012	6/30/2014	40,427	17,243	Y	17,243	N	0	N
DPH	LEDGE LIGHT HEALTH DIST	Implementation of local comun	7/1/2009	6/30/2013	200,000	50,000	Y	50,000	N	0	Y
DPH	LIBERTY COMMUNITY SERVICES	HIV Prevention services which	1/1/2013	12/31/2014	244,238	61,060	Y	15,288	N	0	Y
DPH	LIVING IN SAFE ALTERNATIVES INC	Tobacco Cessation Education &	5/1/2011	7/31/2013	62,314	37,000	N	0	Y	37,000	Y
DPH	MADONNA PLACE INC	Contractor to implement the Pa	12/1/2012	3/30/2015	825,000	229,168	Y	229,168	N	0	N
DPH	MARKETING SOLUTIONS UNLIMITED LLC	Distribution Center for DPH Pr	7/1/2009	6/30/2014	661,800	0	Y	0	N	0	Y
DPH	MERIDEN TOWN TREASURER	The Contractor shall continue	7/1/2012	6/30/2014	23,433	9,995	Y	9,995	N	0	N
DPH	MERIDEN TOWN TREASURER	HIV education intervention on	1/1/2013	12/31/2014	134,034	33,508	Y	9,975	N	0	Y
DPH	MERIDEN TOWN TREASURER	Contractor shall provide nutri	10/1/2012	9/30/2017	3,907,005	530,262	Y	530,262	N	0	Y
DPH	MID FAIRFIELD AIDS PROJECT INC	Contractor shall provide HIV/A	4/1/2013	3/31/2015	192,582	17,310	Y	15,309	N	0	N
DPH	MID FAIRFIELD AIDS PROJECT INC	AIDS Health Care and Support S	4/1/2011	3/31/2013	211,973	82,220	Y	76,220	N	0	Y



<u>Agency</u>	<u>Contractor</u>	<u>Description of Service</u>	<u>Begin DT</u>	<u>Expire DT</u>	<u>Contract Amt</u>	<u>2013 Pymnt</u>	<u>Federal Y or N</u>	<u>Federal Pymnt</u>	<u>Private Y or N</u>	<u>Private Pymnt</u>	<u>Competitively Bid Y or N</u>
DPH	MIDDLESEX HOSPITAL	Tobacco Cessation Education an	11/1/2011	10/13/2013	81,950	0	N	0	Y	0	Y
DPH	NAUGATUCK VALLEY HEALTH DISTRICT	Contractor shall continue to c	7/1/2011	6/30/2014	58,273	17,406	Y	17,406	N	0	N
DPH	NAUGATUCK VALLEY HEALTH DISTRICT	Contractor shall continue to d	1/1/2012	12/31/2015	288,472	60,098	Y	60,098	N	0	N
DPH	NEW BRITAIN CITY TREASURER	Provision of services related	7/1/2012	6/30/2017	65,525	13,157	N	0	N	0	N
DPH	NEW BRITAIN CITY TREASURER	Contractor shall develop and i	1/1/2012	12/31/2015	345,044	57,507	Y	57,507	N	0	N
DPH	NEWTOWN HEALTH DISTRICT	Contractor shall continue to c	7/1/2011	6/30/2014	13,615	4,040	Y	4,040	N	0	N
DPH	NORTH CENTRAL HEALTH DISTRICT	Using Preventive Health Servic	7/1/2012	6/30/2014	56,708	24,178	Y	24,178	N	0	N
DPH	NORTHEAST DISTRICT DEPT OF HEALTH	The Contractor shall continue	7/1/2012	6/30/2014	29,721	12,691	Y	12,691	N	0	N
DPH	NORTHWEST REGIONAL MENTAL HEALTH	Tobacco Cessation Education an	3/1/2012	2/28/2014	163,600	0	N	0	Y	0	Y
DPH	NORWALK COMMUNITY HEALTH CENTER	Community Health Center Medica	7/1/2010	6/30/2014	622,795	152,007	N	0	N	0	N
DPH	NORWALK HOSPITAL ASSOCIATION	Provide Breast & Cervical canc	7/1/2009	6/30/2013	1,203,620	145,381	Y	78,523	Y	38,923	N
DPH	NORWALK TOWN TREASURER	Contractor shall continue to c	7/1/2012	6/30/2014	28,226	11,968	Y	11,968	N	0	N
DPH	NORWALK TOWN TREASURER	Provision of sexually transmit	7/1/2012	6/30/2017	68,724	13,800	N	0	N	0	N
DPH	NORWALK TOWN TREASURER	Immunization Action Plan	1/1/2009	12/31/2013	271,668	0	Y	0	N	0	N
DPH	NORWALK TOWN TREASURER	Contractor shall continue to d	1/1/2012	12/31/2015	362,224	75,464	Y	75,464	N	0	N
DPH	OPTIMUS HEALTH CARE INC	Contractor shall provide HIV/A	4/1/2013	3/31/2015	131,610	15,850	Y	14,242	N	0	N
DPH	OPTIMUS HEALTH CARE INC	AIDS Health Care and Support S	4/1/2011	3/31/2013	131,839	44,013	Y	39,061	N	0	Y
DPH	OPTIMUS HEALTH CARE INC	Provide HIV Expanded Testing i	1/1/2013	12/31/2014	183,282	45,820	Y	11,913	N	0	Y



<u>Agency</u>	<u>Contractor</u>	<u>Description of Service</u>	<u>Begin DT</u>	<u>Expire DT</u>	<u>Contract Amt</u>	<u>2013 Pymnt</u>	<u>Federal Y or N</u>	<u>Federal Pymnt</u>	<u>Private Y or N</u>	<u>Private Pymnt</u>	<u>Competitively Bid Y or N</u>
DPH	OPTIMUS HEALTH CARE INC	Community Health Center Medica	7/1/2009	6/30/2014	3,307,001	633,621	N	0	N	0	N
DPH	OPTIMUS HEALTH CARE INC	Provide medical and behavioral	7/1/2011	6/30/2014	3,588,058	1,204,329	Y	5,596	N	0	N
DPH	OPTIMUS HEALTH CARE INC	Provide medical and behavioral	7/1/2011	6/30/2014	3,595,119	0	Y	0	N	0	N
DPH	PERCEPTION PROGRAMS INC	Provide HIV Diffused Effective	1/1/2013	12/31/2014	403,000	90,626	Y	35,827	N	0	Y
DPH	PLAINVILLE-SOUTHINGTON REGIONAL HEALTH	Preventive Health Services Blo	7/1/2012	6/30/2014	15,400	7,700	Y	7,700	N	0	N
DPH	PLANNED PARENTHOOD OF SOUTHERN	Provision of Sexually Transmit	1/1/2013	12/31/2017	148,010	7,402	Y	7,402	N	0	N
DPH	PLANNED PARENTHOOD OF SOUTHERN	Provide HIV Expanded Testing s	1/1/2013	12/31/2014	165,674	33,918	Y	11,419	N	0	Y
DPH	PLANNED PARENTHOOD OF SOUTHERN	provide breast & cervical canc	7/1/2009	6/30/2013	1,390,532	356,088	Y	102,670	Y	24,924	N
DPH	PLANNED PARENTHOOD OF SOUTHERN	Comprehensive reproductive hea	10/1/2009	6/30/2013	3,772,806	270,948	Y	16,421	N	0	N
DPH	PLANNED PARENTHOOD OF SOUTHERN	Comprehensive reproductive hea	10/1/2012	9/30/2017	5,666,143	1,029,903	Y	228,125	N	0	N
DPH	POMPERAUG DIST DEPT OF HEALTH	The Contractor shall continue	7/1/2011	6/30/2014	18,774	5,629	Y	5,629	N	0	N
DPH	PROFESSIONAL DATA ANALYSTS INC	Tobacco Use Cessation Evaluati	10/11/2009	9/30/2013	914,448	85,000	Y	0	Y	85,000	Y
DPH	PROJECT ACCESS NEW HAVEN INC	Contract for the provision of	7/1/2012	6/30/2015	600,974	200,974	N	0	N	0	N
DPH	QUINNIPIAK VALLEY HEALTH DIST	The Contractor shall continue	7/1/2011	6/30/2014	45,025	13,382	Y	13,382	N	0	N
DPH	QUINNIPIAK VALLEY HEALTH DIST	medical and behavioral health	7/1/2010	6/30/2013	365,560	122,704	N	0	N	0	N
DPH	REGION DISTRICT 11 TREASURER	Provide medical and behavioral	7/1/2010	6/30/2013	182,777	61,351	N	0	N	0	N
DPH	SOUTHWEST COMMUNITY HEALTH CENTER INC	Counseling, Testing, and Refer	7/1/2008	6/30/2013	432,689	46,002	Y	23,055	N	0	Y
DPH	SOUTHWEST COMMUNITY HEALTH CENTER INC	Contractor to provide two inte	1/1/2013	12/31/2014	486,058	121,514	Y	39,425	N	0	Y

2013 POS Report  
 DETAILS BY AGENCY  
 Fiscal Year 2013



Agency	Contractor	Description of Service	Begin DT	Expire DT	Contract Amt	2013 Pymnt	Federal Y or N	Federal Pymnt	Private Y or N	Private Pymnt	Competitively Bid Y or N
DPH	SOUTHWEST COMMUNITY HEALTH CENTER INC	Community Health Center Medica	7/1/2009	6/30/2014	1,333,146	255,425	N	0	N	0	N
DPH	SOUTHWESTERN AHEC INC	The Contractor shall continue	1/1/2012	12/31/2015	439,504	91,564	Y	91,564	N	0	N
DPH	ST FRANCIS HOSPITAL & MEDICAL CENTER	Child Sexual Abuse Program	7/1/2010	6/30/2013	380,036	127,100	N	0	N	0	N
DPH	ST FRANCIS HOSPITAL & MEDICAL CENTER	Hartford Healthy Start Program	2/1/2010	5/31/2014	462,197	104,800	Y	104,800	N	0	N
DPH	ST FRANCIS HOSPITAL & MEDICAL CENTER	Provide lead poisoning prevent	7/1/2011	6/30/2014	536,394	179,393	N	0	N	0	N
DPH	ST FRANCIS HOSPITAL & MEDICAL CENTER	Provide breast & cervical canc	7/1/2009	6/30/2013	1,286,439	315,131	Y	98,069	Y	24,398	N
DPH	ST MARY'S HOSPITAL CORP	provide breast & cervical canc	7/1/2009	8/30/2013	1,372,465	342,794	Y	114,162	Y	59,642	N
DPH	STAMFORD HOSPITAL	provide breast & cervical canc	7/1/2009	6/30/2013	927,405	0	Y	0	Y	0	N
DPH	STAYWELL HEALTH CARE INC	Provide HIV Expanded Testing i	1/1/2013	12/31/2014	175,920	36,480	Y	12,085	N	0	Y
DPH	STAYWELL HEALTH CARE INC	Provide medical and behavioral	7/1/2011	6/30/2014	486,191	163,195	N	0	N	0	N
DPH	STAYWELL HEALTH CARE INC	Community Health Center Medica	7/1/2009	6/30/2014	544,817	104,352	N	0	N	0	N
DPH	STRATFORD TOWN TREASURER	The Contractor shall continue	7/1/2012	6/30/2014	16,042	6,797	Y	6,797	N	0	N
DPH	STRATFORD TOWN TREASURER	provide medical and behavioral	7/1/2010	6/30/2013	488,656	164,022	N	0	N	0	N
DPH	TEAM INC	Contractor to implement an Ear	10/1/2011	9/30/2016	546,643	132,900	Y	132,900	N	0	N
DPH	THE ACCESS AGENCY INC	Contractor shall provide nutri	10/1/2012	9/30/2017	2,439,190	334,902	Y	334,902	N	0	Y
DPH	THE FAMILY CENTER	Contractor shall provide HIV/A	4/1/2013	3/31/2015	260,468	23,411	Y	19,107	N	0	N
DPH	THE FAMILY CENTER	AIDS Health Care and Support S	4/1/2011	3/31/2013	280,306	101,620	Y	92,620	N	0	Y
DPH	THE FAMILY CENTER	Medication Adherence Program	7/1/2011	6/30/2014	291,603	97,202	Y	97,202	N	0	Y



<u>Agency</u>	<u>Contractor</u>	<u>Description of Service</u>	<u>Begin DT</u>	<u>Expire DT</u>	<u>Contract Amt</u>	<u>2013 Pymnt</u>	<u>Federal Y or N</u>	<u>Federal Pymnt</u>	<u>Private Y or N</u>	<u>Private Pymnt</u>	<u>Competitively Bid Y or N</u>
DPH	THE FAMILY CENTER	Provide Medical and Behavioral	7/1/2012	6/30/2015	2,093,185	700,047	N	0	N	0	N
DPH	TORRINGTON AREA HEALTH DISTRICT	The Contractor shall continue	7/1/2011	6/30/2014	61,706	9,462	Y	9,462	N	0	N
DPH	TORRINGTON AREA HEALTH DISTRICT	The Contractor shall continue	1/1/2012	12/31/2015	234,420	48,838	Y	48,838	N	0	N
DPH	TOWN OF BETHEL	The Contractor shall continue	9/1/2012	6/30/2014	6,003	2,543	Y	2,543	N	0	N
DPH	TOWN OF BRANFORD	provide medical and behavioral	7/1/2010	6/30/2013	1,023,359	343,501	N	0	N	0	N
DPH	TOWN OF EAST HARTFORD	Contractor shall continue to c	7/1/2011	6/30/2014	27,994	8,599	Y	8,599	N	0	N
DPH	TOWN OF EAST HARTFORD	Contractor sahl provide nutri	10/1/2012	9/30/2017	3,828,685	504,065	Y	504,065	N	0	Y
DPH	TOWN OF FAIRFIELD	The Contractor, using PHHSBG f	9/1/2012	6/30/2014	17,786	7,535	Y	7,535	N	0	N
DPH	TOWN OF GLASTONBURY	Using Preventive Health Servic	7/1/2012	6/30/2014	10,261	4,371	Y	4,371	N	0	N
DPH	TOWN OF GREENWICH	Contractor shall continue to c	7/1/2011	6/30/2014	26,274	7,622	Y	7,622	N	0	N
DPH	TOWN OF GUILFORD	Contractor shall continue to c	7/1/2011	6/30/2014	9,457	2,803	Y	2,803	N	0	N
DPH	TOWN OF MADISON	medical and behavioral health	7/1/2010	6/30/2013	182,777	61,351	N	0	N	0	N
DPH	TOWN OF MANCHESTER	Contract Amendment to increase	7/1/2012	6/30/2014	19,695	8,393	Y	8,393	N	0	N
DPH	TOWN OF MIDDLETOWN	Preventive Health and Health S	7/1/2012	6/30/2014	15,038	7,519	Y	7,519	N	0	N
DPH	TOWN OF NEW MILFORD	The Contractor shall continue	7/1/2012	6/30/2014	8,445	3,609	Y	3,609	N	0	N
DPH	TOWN OF WINDHAM	Provide medical and behavioral	7/1/2010	6/30/2013	1,062,739	356,719	N	0	N	0	N
DPH	TOWN OF WINDSOR	Contractor shall continue to c	7/1/2011	6/30/2014	12,534	3,716	Y	3,716	N	0	N





<u>Agency</u>	<u>Contractor</u>	<u>Description of Service</u>	<u>Begin DT</u>	<u>Expire DT</u>	<u>Contract Amt</u>	<u>2013 Pymnt</u>	<u>Federal Y or N</u>	<u>Federal Pymnt</u>	<u>Private Y or N</u>	<u>Private Pymnt</u>	<u>Competitively Bid Y or N</u>
DPH	TRUMBULL MONROE HEALTH DISTRICT	The Contractor shall continue	7/1/2012	6/30/2014	15,920	6,742	N	6,742	N	0	N
DPH	TVCCA INC	Contractor shall provide nutri	10/1/2012	9/30/2017	3,472,585	447,388	Y	447,388	N	0	Y
DPH	UNCAS HEALTH DISTRICT	The Contractor shall continue	7/1/2011	6/30/2014	41,323	12,568	Y	12,568	N	0	N
DPH	UNCAS HEALTH DISTRICT	Implement community-based prog	7/1/2009	6/30/2013	200,000	50,000	Y	50,000	N	0	Y
DPH	UNITED COMMUNITY & FAMILY SERVICES INC	Care Coordination for children	7/1/2009	6/30/2014	920,635	184,383	Y	120,063	N	0	N
DPH	UNITED COMMUNITY & FAMILY SERVICES INC	Community Health Center Medica	7/1/2009	6/30/2014	1,546,192	296,219	N	0	N	0	N
DPH	UNITED WAY OF CONN INC	Toll-free inforamtion;Provide	10/1/2012	9/30/2017	979,720	60,386	Y	60,386	N	0	N
DPH	VISITING NURSE ASSOCIATION OF	Implement a home visiting prog	12/1/2011	9/30/2014	1,335,001	445,000	Y	445,000	N	0	N
DPH	WATERBURY HOSPITAL	Provide HIV Expanded Testing t	1/1/2013	12/31/2014	140,070	35,018	Y	9,105	N	0	Y
DPH	WATERBURY HOSPITAL	Waterbury Health Access Progra	7/1/2010	6/30/2013	720,987	245,188	N	0	N	0	N
DPH	WATERBURY TOWN TREASURER	The Contractor shall continue	7/1/2011	6/30/2014	68,908	20,891	Y	20,891	N	0	N
DPH	WATERBURY TOWN TREASURER	Contractor to provide services	7/1/2012	6/30/2017	105,345	21,153	N	0	N	0	N
DPH	WATERBURY TOWN TREASURER	Contractor shall provide HIV/A	4/1/2013	3/31/2015	158,841	22,472	Y	20,381	N	0	N
DPH	WATERBURY TOWN TREASURER	AIDS Health Care and Support S	4/1/2011	3/31/2013	159,524	53,333	Y	36,804	N	0	Y
DPH	WATERBURY TOWN TREASURER	Contractor shall provide HIV/A	4/1/2013	3/31/2015	348,276	49,451	Y	43,006	N	0	N
DPH	WATERBURY TOWN TREASURER	AIDS Health Care and Support S	4/1/2011	3/31/2013	349,040	116,666	Y	83,384	N	0	Y
DPH	WATERBURY TOWN TREASURER	The Contractor shall continue	1/1/2012	12/31/2015	368,840	76,842	Y	76,842	N	0	N
DPH	WATERBURY TOWN TREASURER	Provide outreach testing and I	1/1/2013	12/31/2014	612,500	125,000	Y	31,250	N	0	Y



<u>Agency</u>	<u>Contractor</u>	<u>Description of Service</u>	<u>Begin DT</u>	<u>Expire DT</u>	<u>Contract Amt</u>	<u>2013 Pymnt</u>	<u>Federal Y or N</u>	<u>Federal Pymnt</u>	<u>Private Y or N</u>	<u>Private Pymnt</u>	<u>Competitively Bid Y or N</u>
DPH	WATERBURY TOWN TREASURER	Comprehensive Case Management	10/1/2012	9/30/2017	1,777,165	268,509	Y	87,643	N	0	N
DPH	WATERBURY TOWN TREASURER	Counseling, Testing, and Refer	7/1/2008	5/31/2013	2,904,588	608,991	Y	208,164	N	0	Y
DPH	WATERBURY TOWN TREASURER	Contractor shall provide nutri	10/1/2012	9/30/2017	5,690,105	644,830	Y	644,830	N	0	Y
DPH	WEST HARTFORD-BLOOMFIELD HEALTH DISTRICT	The Contractor shall continue	7/1/2011	6/30/2014	36,458	11,028	Y	11,028	N	0	N
DPH	WEST HAVEN TOWN TREASURER	Preventive Health Services	7/1/2011	6/30/2014	24,956	8,400	Y	8,400	N	0	N
DPH	WEST HAVEN TOWN TREASURER	The Contractor shall continue	1/1/2012	12/31/2015	253,248	42,208	Y	42,208	N	0	N
DPH	WESTERN CONNECTICUT HOME CARE INC	The Contractor shall continue	1/1/2012	12/31/2015	331,400	69,042	Y	69,042	N	0	N
DPH	WESTPORT/WESTON HEALTH DISTRICT	The Contractor shall continue	7/1/2011	6/30/2014	15,432	4,569	Y	4,569	N	0	N
DPH	WILLIAM W BACKUS HOSPITAL	Contractor to provide services	7/1/2012	6/30/2017	85,951	17,259	N	0	N	0	N
DPH	WILTON TOWN TREASURER	Preventive Health Services	7/1/2011	6/30/2014	6,695	1,107	Y	1,107	N	0	N
DPH	WINDHAM COMMUNITY MEMORIAL HOSP	Tobacco Cessation Education an	2/2/2011	6/30/2013	162,924	0	N	0	Y	0	Y
DPH	WINDHAM COMMUNITY MEMORIAL HOSP	provide breast & cervical canc	7/1/2009	6/30/2013	728,372	219,947	Y	44,610	Y	102,314	N
DPH	WINDHAM REGIONAL COMM COUNCIL	AIDS Medication Adherence Prog	7/11/2011	6/30/2014	200,796	66,932	N	0	N	0	Y
DPH	WINDHAM REGIONAL COMM COUNCIL	Contractor shall provide HIV/A	4/1/2013	3/31/2015	598,108	89,395	Y	82,325	N	0	N
DPH	WINDHAM REGIONAL COMM COUNCIL	Health Care and Support Servic	4/1/2011	3/31/2013	598,705	250,000	Y	214,137	N	0	Y
DPH	YALE NEW HAVEN HOSPITAL	Counseling services to include	1/1/2013	12/31/2014	380,500	95,124	Y	24,255	N	0	Y
DPH	YALE NEW HAVEN HOSPITAL	Provide lead poisoning prevent	7/1/2011	6/30/2014	536,393	179,393	N	0	N	0	N
DPH	YALE NEW HAVEN HOSPITAL	Counseling, Testing, and Refer	7/1/2008	4/30/2013	738,940	55,473	Y	27,802	N	0	Y



Agency	Contractor	Description of Service	Begin DT	Expire DT	Contract Amt	2013 Pymnt	Federal Y or N	Federal Pymnt	Private Y or N	Private Pymnt	Competitively Bid Y or N
DPH	YALE NEW HAVEN HOSPITAL	provide breast & cervical canc	7/1/2009	6/30/2013	2,179,553	548,746	Y	331,093	Y	80,047	N
DPH	YALE NEW HAVEN HOSPITAL	Contractor shall provide nutri	10/1/2012	9/30/2017	7,879,520	941,040	Y	941,040	N	0	Y
DPH	YALE UNIVERSITY	Children's Sexual Abuse Progra	7/1/2010	6/30/2013	380,036	127,100	N	0	N	0	N
DPH	YALE UNIVERSITY	Comprehensive Risk Counseling	7/1/2008	6/30/2013	460,271	48,935	Y	24,525	N	0	Y
DPH	YALE UNIVERSITY	Refer newborns with abnormal I	7/1/2012	6/30/2017	1,493,062	299,794	Y	3,000	N	0	N
<b>DPH - Dept. of Public Health Total: 254</b>					<b>205,190,514</b>	<b>41,835,491</b>		<b>15,941,442</b>		<b>2,257,529</b>	
DSS	ABCD INC	Community Services Block Grant	1/1/2012	9/30/2013	2,475,644	1,348,083	Y	933,647	N	0	N
DSS	ABCD INC	ARRA /Weatherization	7/1/2009	3/31/2013	10,631,022	1,424,303	Y	1,424,303	N	0	N
DSS	ABILITY BEYOND DISABILITY	Traumatic Brain Injury	7/1/2012	6/30/2014	599,706	286,293	N	0	N	0	N
DSS	ACS STATE HEALTH CARE LLC	Husky and Charter Oak Enrollme	2/1/2007	10/9/2013	30,645,934	8,638,170	N	0	N	0	Y
DSS	AGENCY ON AGING OF SOUTH CENTRAL	Retired & Senior Volunteer Pro	7/1/2010	6/30/2013	18,024	3,505	N	0	N	0	N
DSS	AGENCY ON AGING OF SOUTH CENTRAL	Aging & Disability Resource Ce	10/1/2012	9/29/2015	157,200	39,300	Y	39,300	N	0	N
DSS	AGENCY ON AGING OF SOUTH CENTRAL	CHC Cost Share	1/1/2010	6/30/2013	331,211	90,851	N	0	N	0	N
DSS	AGENCY ON AGING OF SOUTH CENTRAL	CHOICES	7/1/2012	6/30/2014	426,810	227,751	Y	146,633	N	0	N
DSS	AGENCY ON AGING OF SOUTH CENTRAL	Senior Community Services Prog	7/1/2012	6/30/2014	550,193	281,381	Y	281,381	N	0	N
DSS	AGENCY ON AGING OF SOUTH CENTRAL	Money Follows the Person	7/1/2012	6/30/2014	1,642,507	794,515	N	0	N	0	N
DSS	AGENCY ON AGING OF SOUTH CENTRAL	State Funded Assistance for th	7/1/2011	6/30/2016	2,179,309	1,107,420	N	169,002	N	0	N
DSS	AGENCY ON AGING OF SOUTH CENTRAL	Federal Title III & VII	10/1/2010	9/30/2012	5,451,520	1,293,211	Y	1,293,211	N	0	N

STATE OF CONNECTICUT

2013 POS Report  
 DETAILS BY AGENCY  
 Fiscal Year 2013



<u>Agency</u>	<u>Contractor</u>	<u>Description of Service</u>	<u>Begin DT</u>	<u>Expire DT</u>	<u>Contract Amt</u>	<u>2013 Pymnt</u>	<u>Federal Y or N</u>	<u>Federal Pymnt</u>	<u>Private Y or N</u>	<u>Private Pymnt</u>	<u>Competitively Bid Y or N</u>
DSS	AGENCY ON AGING OF SOUTH CENTRAL	Federal Title III & VII	10/1/2012	9/30/2014	5,530,174	1,724,230	N	1,724,230	N	0	N
DSS	AIDS PROJECT GREATER DANBURY INC	AIDs Housing	10/1/2012	6/30/2014	183,087	183,087	Y	77,421	N	0	N
DSS	ALLIANCE FOR LIVING INC	AIDS Housing	10/1/2012	6/30/2014	251,489	251,489	Y	209,302	N	0	N
DSS	ALZHEIMER'S ASSOC CT CHAPTER	Alzheimer's Disease Statewide	7/1/2012	6/30/2014	167,510	83,575	N	0	N	0	N
DSS	BH CARE INC	Emergency Shelters for Domesti	7/1/2011	6/30/2014	2,298,194	195,900	Y	195,900	Y	0	N
DSS	BRAIN INJURY ALLIANCE OF CT INC	Traumatic Brain Injury program	7/1/2012	6/30/2014	614,854	299,983	N	0	Y	179,336	N
DSS	BRIDGEPORT HOSPITAL FOUNDATION INC	Maternal, Infant, and Early Ch	2/1/2013	3/30/2015	700,459	161,448	Y	161,448	N	0	N
DSS	BRISTOL COMMUNITY ORGANIZATION HEAD	Retired & Senior Volunteer Pro	7/1/2010	6/30/2013	18,027	3,505	N	0	N	0	N
DSS	BRISTOL COMMUNITY ORGANIZATION HEAD	Community Service Block Grant	1/1/2012	9/30/2013	659,020	354,401	Y	215,956	N	0	N
DSS	BRISTOL HOSPITAL INC	CTF Nurturing Families Network	10/1/2012	9/30/2015	598,842	145,694	N	0	N	0	N
DSS	CARDINAL SHEHAN CENTER	Family Services-After School Y	7/1/2012	6/30/2014	96,437	48,000	N	0	N	0	N
DSS	CATHOLIC CHARITIES OF FAIRFIELD	AIDs Housing	10/1/2012	6/30/2014	57,637	57,637	Y	46,448	N	0	N
DSS	CENTER FOR WOMEN & FAMILIES OF	Emergency Shelter for Domestic	7/1/2011	6/30/2014	1,470,435	142,326	Y	129,057	Y	13,269	N
DSS	CHANGE AND INNOVATION AGENCY LLC	Consulting services for Eligib	11/26/2012	12/31/2014	2,020,000	505,000	N	0	N	0	N
DSS	CHARTER OAK HEALTH CENTER INC	Social Service Block Grant	10/1/2012	12/31/2013	33,913	20,444	Y	20,204	N	0	N
DSS	CHEMICAL ABUSE SERVICES AGENCY INC	AIDs Housing	10/1/2012	6/30/2014	69,856	69,856	N	0	N	0	N
DSS	CHILD & FAMILY AGENCY SOUTHEASTERN CT	Teenage Pregnancy Prevention	10/1/2010	6/30/2013	208,179	67,079	N	0	N	0	Y
DSS	CHILDREN'S LAW CENTER OF CT	REPRESENTATION OF INDIGENT CHI	7/1/2008	6/30/2014	862,501	108,771	N	0	N	0	Y

2013 POS Report  
 DETAILS BY AGENCY  
 Fiscal Year 2013



<u>Agency</u>	<u>Contractor</u>	<u>Description of Service</u>	<u>Begin DT</u>	<u>Expire DT</u>	<u>Contract Amt</u>	<u>2013 Pymnt</u>	<u>Federal Y or N</u>	<u>Federal Pymnt</u>	<u>Private Y or N</u>	<u>Private Pymnt</u>	<u>Competitively Bid Y or N</u>
DSS	CHRISTIAN ACTIVITIES COUNCIL	AIDS Housing	10/1/2012	6/30/2014	1,919	1,919	N	0	N	0	N
DSS	CHRYSALIS CENTER INC	AIDS Shelter	10/1/2010	6/30/2014	273,387	99,918	Y	85,312	N	0	N
DSS	CIL PROPERTIES INC	Supportive Housing	7/1/2010	6/30/2013	588,906	189,457	N	0	N	0	N
DSS	CITY OF BRIDGEPORT	Retired & Senior Volunteer	7/1/2012	6/30/2013	6,009	1,503	N	0	N	0	N
DSS	CITY OF BRIDGEPORT	Social Service Block Grant	10/1/2012	12/31/2013	225,230	19,692	Y	0	N	0	N
DSS	CITY OF BRIDGEPORT	Maternal, Infant & Early Child	2/1/2013	3/30/2015	700,459	107,944	Y	107,944	N	0	N
DSS	CITY OF BRIDGEPORT	Food Stamp Employment	10/1/2007	9/30/2013	1,029,190	125,116	Y	125,116	N	0	N
DSS	CITY OF BRIDGEPORT	HUSKY Outreach	7/1/2005	6/30/2014	2,806,795	304,264	Y	40,000	N	0	N
DSS	CITY OF DANBURY	Before & After School - Danbur	7/1/2011	6/30/2014	148,776	49,840	N	0	N	0	N
DSS	CITY OF HARTFORD	CTF Nurtuing Families Network	1/1/2012	12/31/2014	656,394	214,395	N	0	N	0	N
DSS	CITY OF HARTFORD	HUSKY Outreach	7/1/2005	6/30/2014	2,806,795	304,264	N	40,000	N	0	N
DSS	CITY OF MILFORD	Social Service Block Grant	1/1/2013	9/30/2014	24,171	6,906	Y	6,906	N	0	N
DSS	CITY OF NEW HAVEN	Social Service Block Grant	10/1/2012	12/31/2013	223,287	134,572	Y	109,471	N	0	N
DSS	CITY OF NEW HAVEN	CTF Healthy Start	7/1/2012	6/30/2014	847,872	406,768	Y	40,000	N	0	N
DSS	CITY OF NEW HAVEN	Food Stamp Employment	10/1/2007	9/30/2013	897,895	234,643	Y	230,823	N	0	N
DSS	CITY OF NEW HAVEN	NURTURING FAMILIES NETWORK	7/1/2008	6/30/2014	1,470,393	243,516	N	0	N	0	Y
DSS	CITY OF NEW HAVEN	Healthy Start	7/1/2005	6/30/2013	2,933,759	0	Y	0	N	0	N



<u>Agency</u>	<u>Contractor</u>	<u>Description of Service</u>	<u>Begin DT</u>	<u>Expire DT</u>	<u>Contract Amt</u>	<u>2013 Pymnt</u>	<u>Federal Y or N</u>	<u>Federal Pymnt</u>	<u>Private Y or N</u>	<u>Private Pymnt</u>	<u>Competitively Bid Y or N</u>
DSS	CITY OF STAMFORD	Social Service Block Grant	10/1/2012	12/31/2013	64,197	38,642	Y	31,548	N	0	N
DSS	CITY SLICKERS INC	Family Services - Miscellaneou	7/1/2012	6/30/2014	144,657	72,000	N	0	N	0	N
DSS	COLUMBUS HOUSE INC	AIDS Housing	10/1/2010	6/30/2014	95,587	34,843	N	0	N	0	N
DSS	COLUMBUS HOUSE INC	AIDS-HOPWA	8/1/2012	6/30/2014	126,060	126,060	Y	125,337	N	0	Y
DSS	COMM ACTION COMMITTEE OF DANBURY INC	Social Service Block Grant	10/1/2012	12/31/2013	0	19,559	Y	19,385	N	0	N
DSS	COMM ACTION COMMITTEE OF DANBURY INC	Retired and Senior Volunteer S	11/1/2009	6/30/2013	24,032	3,505	N	0	N	0	N
DSS	COMM ACTION COMMITTEE OF DANBURY INC	Community Services Block Grant	1/1/2012	9/30/2013	804,303	441,052	Y	315,415	N	0	N
DSS	COMM ACTION COMMITTEE OF DANBURY INC	Energy Assistance Program	10/1/2011	9/30/2014	15,696,655	3,025,318	Y	3,025,318	N	0	N
DSS	COMMUNITY ACTION AGENCY OF NEW HAVEN	Community Services Block Grant	1/1/2012	9/30/2013	2,114,423	1,226,397	Y	1,119,672	N	0	N
DSS	COMMUNITY HEALTH CENTER ASSOCIATION	Medicaid	7/1/2012	6/30/2013	515,388	515,388	N	0	N	0	N
DSS	COMMUNITY HEALTH CENTER INC	Social Service Block Grant	10/1/2012	12/31/2013	51,935	31,283	Y	30,978	N	0	N
DSS	COMMUNITY HEALTH CENTER INC	CTF Maternal, Infant & Early C	2/1/2013	3/30/2015	700,459	161,448	Y	161,448	N	0	N
DSS	COMMUNITY HEALTH NETWORK OF CT INC	Administrative Service Organiz	10/14/2011	12/31/2016	409,387,566	105,354,436	N	0	N	0	N
DSS	COMMUNITY HEALTH RESOURCES	CTF Nurturing Families Network	10/1/2012	9/30/2015	618,000	150,354	N	0	N	0	N
DSS	COMMUNITY MENTAL HEALTH AFFILIATES INC	Social Service Block Grant	10/1/2012	12/31/2013	149,283	89,937	Y	89,019	N	0	N
DSS	COMMUNITY RENEWAL TEAM INC	AIDs Housing	10/1/2012	6/30/2014	50,088	50,088	N	0	N	0	N
DSS	COMMUNITY RENEWAL TEAM INC	Retired & Senior Volunteer Pro	7/1/2010	6/30/2013	50,421	9,804	N	0	N	0	N
DSS	COMMUNITY RENEWAL TEAM INC	Social Service Block Grant	10/1/2012	12/31/2013	392,747	236,763	Y	233,976	N	0	N

STATE OF CONNECTICUT

2013 POS Report  
 DETAILS BY AGENCY  
 Fiscal Year 2013



<u>Agency</u>	<u>Contractor</u>	<u>Description of Service</u>	<u>Begin DT</u>	<u>Expire DT</u>	<u>Contract Amt</u>	<u>2013 Pymnt</u>	<u>Federal Y or N</u>	<u>Federal Pymnt</u>	<u>Private Y or N</u>	<u>Private Pymnt</u>	<u>Competitively Bid Y or N</u>
DSS	COMMUNITY RENEWAL TEAM INC	Community Services Block Grant	1/1/2012	9/30/2013	5,131,302	2,706,745	Y	1,829,396	N	0	N
DSS	COMMUNITY RENEWAL TEAM INC	ARRA Weatherization	7/1/2009	9/30/2013	14,537,321	407,938	Y	407,938	N	0	N
DSS	CONNECTICUT CHILDREN'S MEDICAL CENTER	HUSKY PLUS PHYSICAL PROGRAM	7/1/2009	6/30/2014	2,653,403	537,000	N	0	N	0	N
DSS	CONNECTICUT CHILDRENS MEDICAL CENTER	Dental Raymond v Rowland fundi	8/1/2012	12/31/2013	119,000	0	N	0	N	0	N
DSS	CONNECTICUT CHILDRENS MEDICAL CENTER	LAMPP	1/1/2010	2/28/2015	10,860,000	2,973,117	N	2,973,117	N	0	N
DSS	CONNECTICUT COALITION AGAINST DOMESTIC	Coalition Against Domestic Vio	10/1/2012	6/30/2014	11,015,590	4,630,565	Y	278,228	N	0	N
DSS	CONNECTICUT COALITION TO END	Homeless Preventin Rapdi Rehou	7/23/2009	7/16/2012	1,450,948	0	Y	0	N	0	N
DSS	CONNECTICUT COMMUNITY CARE CTR INC	Aging & Disability Resource Ce	3/1/2013	9/29/2015	48,615	0	Y	0	N	0	N
DSS	CONNECTICUT COMMUNITY PROVIDERS	Social Service Block Grant	10/1/2012	12/31/2013	104,052	62,727	Y	61,988	N	0	N
DSS	CONNECTICUT COUNCIL OF FAMILY SVC AGENCY	Safety Net Services and ESP	1/1/2009	12/31/2013	14,376,660	2,788,999	N	0	N	1,958	Y
DSS	CONNECTICUT FOUNDATION FOR DENTAL	Carr vs Wilson-Coker funding f	8/1/2012	12/31/2013	178,200	178,200	N	0	N	0	N
DSS	CONNECTICUT JUNIOR REPUBLIC ASSOCIATION	Social Service Block Grant	10/1/2012	12/31/2013	5,883	3,541	Y	3,513	N	0	N
DSS	CONNECTICUT JUNIOR REPUBLIC ASSOCIATION	Teen Pregnancy Prevention	7/1/2007	6/30/2013	2,741,509	566,909	N	0	N	0	Y
DSS	CONNECTICUT LEGAL SERVICES INC	Emergency Shelter Services	10/1/2012	6/30/2014	145,850	145,850	Y	88,342	N	0	N
DSS	CONNECTICUT LEGAL SERVICES INC	Social Service Block Grant	10/1/2012	12/31/2013	882,960	531,177	Y	527,675	N	0	N
DSS	CORNELL SCOTT-HILL HEALTH CORPORATION	NURTURING FAMILIES NETWORK	7/1/2008	6/30/2014	2,609,448	426,155	N	0	N	0	Y
DSS	CTR FOR MEDICARE ADVOCACY INC	Medicare Legal & Educational	7/1/2012	6/30/2014	648,395	323,484	Y	9,500	N	0	N
DSS	DAY KIMBALL HOSPITAL	CTF Nurturing Families Network	1/1/2012	12/31/2014	622,797	203,421	N	0	N	0	N



<u>Agency</u>	<u>Contractor</u>	<u>Description of Service</u>	<u>Begin DT</u>	<u>Expire DT</u>	<u>Contract Amt</u>	<u>2013 Pymnt</u>	<u>Federal Y or N</u>	<u>Federal Pymnt</u>	<u>Private Y or N</u>	<u>Private Pymnt</u>	<u>Competitively Bid Y or N</u>
DSS	DISABILITIES NETWORK OF E CT	Aging & Disabilities Resource	12/1/2012	9/29/2015	106,398	26,598	Y	26,598	N	0	N
DSS	DISABILITIES NETWORK OF E CT	BRS Independent Living Center	7/19/2010	9/30/2013	618,553	0	Y	0	N	0	N
DSS	DISABILITY RESOURCE CENTER	Aging & Disability Resource Ce	10/1/2012	9/30/2015	157,200	39,300	Y	39,300	N	0	N
DSS	DISABILITY RESOURCE CENTER	Money Follows the Person	7/1/2012	12/31/2013	174,780	98,460	N	0	N	0	N
DSS	DISABILITY RESOURCE CENTER	Independent Living Center	7/19/2010	9/30/2013	618,553	0	Y	0	N	0	N
DSS	DIXWELL NEIGHBORHOOD CORP	Human Resource Development	1/1/2013	9/30/2014	67,746	19,356	Y	19,356	N	0	N
DSS	DIXWELL NEWHALLVILLE COMM	Human Resource Development	1/1/2013	9/30/2014	108,927	31,122	Y	31,122	N	0	N
DSS	DOMESTIC VIOLENCE CRISIS CTR	Emergency Shelter for Domestic	7/1/2011	6/30/2014	2,248,194	215,894	Y	0	Y	26,538	N
DSS	EAST SHORE DISTRICT HEALTH DEPT	CTF Maternal, Infant, and Earl	2/1/2013	3/30/2015	700,459	107,944	Y	107,944	N	0	N
DSS	EASTCONN	Social Service Block Grant	10/1/2012	12/31/2013	30,421	18,339	Y	18,123	N	0	N
DSS	EASTCONN	Teenage Pregnancy Prevention	2/1/2011	6/30/2013	208,179	67,079	N	0	N	0	N
DSS	EASTERN CONNECTICUT WORKFORCE	Transportation to Work	7/1/2012	12/31/2013	880,385	572,287	N	0	N	0	N
DSS	EASTERN CT AREA AGENCY ON AGING	Chronic Disease Self-Managemen	11/1/2012	9/30/2015	27,640	8,040	Y	8,040	N	0	N
DSS	EASTERN CT AREA AGENCY ON AGING	Aging & Disabilities Resource	12/1/2012	9/30/2015	160,431	40,107	Y	40,107	N	0	N
DSS	EASTERN CT AREA AGENCY ON AGING	Money Follows the Person	7/1/2012	6/30/2014	323,304	156,490	N	0	N	0	N
DSS	EASTERN CT AREA AGENCY ON AGING	Congregate Housing Services Pr	10/1/2012	9/30/2014	418,993	106,257	Y	63,733	N	0	N
DSS	EASTERN CT AREA AGENCY ON AGING	CHOICES	7/1/2012	6/30/2014	423,128	225,906	Y	144,633	N	0	N
DSS	EASTERN CT AREA AGENCY ON AGING	Federal Title III & VII	10/1/2012	9/30/2014	1,631,601	1,631,601	Y	1,631,601	N	0	N



STATE OF CONNECTICUT

2013 POS Report  
 DETAILS BY AGENCY  
 Fiscal Year 2013



<u>Agency</u>	<u>Contractor</u>	<u>Description of Service</u>	<u>Begin DT</u>	<u>Expire DT</u>	<u>Contract Amt</u>	<u>2013 Pymnt</u>	<u>Federal Y or N</u>	<u>Federal Pymnt</u>	<u>Private Y or N</u>	<u>Private Pymnt</u>	<u>Competitively Bid Y or N</u>
DSS	EASTERN CT AREA AGENCY ON AGING	State-Funded Assistance	7/1/2011	6/30/2016	2,237,906	1,214,077	Y	227,942	N	0	N
DSS	EDGEWOOD PTA CHILD CARE PROGRAM	Before & After School - Edgewo	7/1/2011	6/30/2014	76,134	25,505	N	0	N	0	N
DSS	EDUCATION CONNECTION	Senior Community Service Progr	7/1/2012	6/30/2014	500,548	261,976	Y	261,976	N	0	N
DSS	EDUCATION CONNECTION	CTF Maternal, Infant, and Earl	2/1/2013	3/30/2015	700,459	54,440	Y	54,440	N	0	N
DSS	FAIR HAVEN COMMUNITY HEALTH CLINIC INC	Elderly Health Screening	1/1/2013	6/30/2013	16,320	16,320	N	0	N	0	N
DSS	FAIR HAVEN COMMUNITY HEALTH CLINIC INC	NURTURING FAMILIES NETWORK	7/1/2008	6/30/2014	1,491,102	243,516	N	0	N	0	Y
DSS	FAIR HAVEN PARENTS MINISTRY	Human Resource Development Pro	1/1/2013	9/30/2014	100,524	28,644	Y	28,644	N	0	N
DSS	FAIR STREET APARTMENTS LP	Supportive Housing	10/1/2010	9/30/2013	293,758	95,097	N	0	N	0	N
DSS	FAMILIES IN CRISIS INC	NURTURING FAMILIES NETWORK	1/1/2009	12/31/2013	990,190	194,053	N	0	N	0	Y
DSS	FAMILY & CHILDRENS AGENCY INC	CTF Nurturing Families Network	1/1/2012	12/31/2014	843,369	276,472	Y	50,000	N	0	N
DSS	FAMILY CENTERED SERVICES OF CT INC	Teen Pregnancy Prevention	7/1/2010	6/30/2013	852,295	271,995	N	0	N	0	N
DSS	FAMILY CENTERED SERVICES OF CT INC	CTF Nuturing Families Network	10/1/2012	9/30/2015	1,012,734	248,054	N	0	N	0	N
DSS	FAMILY SERVICES OF GREATER WATERBURY INC	CTF Family Emplwerment Initia	7/1/2012	6/30/2015	108,564	33,717	N	0	N	0	N
DSS	FAMILY STRIDES INC	NURTURING FAMILIES NETWORK;	7/1/2008	6/30/2014	2,386,962	389,821	N	0	N	0	Y
DSS	FERRY MUTUAL HOUSING LIMITED PARTNERSHIP	Supportive Housing	10/1/2010	9/30/2013	175,737	61,815	N	0	N	0	N
DSS	FIRST CHOICE HEALTH CENTERS INC	CTF Maternal, Infant, and Earl	2/1/2013	3/30/2015	700,459	161,448	N	161,448	N	0	N
DSS	FRIENDLY HANDS FOOD BANK INC	Social Service Block Grant	10/1/2012	12/31/2013	42,070	25,306	Y	25,146	N	0	N
DSS	FRIENDSHIP SERV CTR OF NB INC	Supportive Housing	5/1/2010	4/30/2013	630,876	150,420	N	0	N	0	N

STATE OF CONNECTICUT

2013 POS Report  
 DETAILS BY AGENCY  
 Fiscal Year 2013



<u>Agency</u>	<u>Contractor</u>	<u>Description of Service</u>	<u>Begin DT</u>	<u>Expire DT</u>	<u>Contract Amt</u>	<u>2013 Pymnt</u>	<u>Federal Y or N</u>	<u>Federal Pymnt</u>	<u>Private Y or N</u>	<u>Private Pymnt</u>	<u>Competitively Bid Y or N</u>
DSS	FSW INC CT	Social Service Block Grant	10/1/2012	12/31/2013	66,194	39,904	Y	39,435	N	0	N
DSS	FSW INC CT	Money Follows the Person	7/1/2012	6/30/2014	238,370	117,309	N	0	N	0	N
DSS	GARTNER INC	Medicaid Infrastructure Tech A	10/31/2012	3/31/2013	210,000	0	N	0	N	0	N
DSS	GAYLORD FARMS REHABILITATION CENTER INC	Traumatic Brain Injury program	7/1/2012	6/30/2014	262,714	125,416	N	0	N	0	N
DSS	GENERATIONS FAMILY HEALTH CTR	CTF Family Empowerment Initiat	7/1/2012	6/30/2015	670,950	219,149	N	0	N	0	N
DSS	GREATER NEW HAVEN DISABILITY RIGHTS	Aging & Disability Resource Ce	11/1/2012	9/29/2015	150,269	34,101	Y	34,101	N	0	N
DSS	GREATER NEW HAVEN DISABILITY RIGHTS	Money Follows the Person	7/1/2012	6/30/2013	265,750	254,361	N	0	N	0	N
DSS	GREATER NEW HAVEN DISABILITY RIGHTS	BRS Independent Living Center	7/19/2010	9/30/2013	618,553	0	Y	0	N	0	N
DSS	HALES COURT HOUSING LLC	Supportive Housing	2/1/2011	6/30/2014	1,612,898	770,809	N	0	N	0	N
DSS	HANDS ON HARTFORD INC	AID Housing	10/1/2012	6/30/2014	409,880	409,880	N	0	N	0	N
DSS	HANDS ON HARTFORD INC	FAMILY SCHOOL CONNECTION	1/1/2008	9/30/2013	1,062,525	182,257	N	0	N	0	Y
DSS	HARTFORD INTERVAL HOUSE INC	CTF Family Empowerment Initiat	7/1/2012	6/30/2015	67,530	20,280	N	0	N	0	N
DSS	HARTFORD INTERVAL HOUSE INC	Emergency Shelters for Domesti	7/1/2011	6/30/2014	1,119,097	105,447	Y	66,450	Y	13,269	N
DSS	HOLY FAMILY HOME AND SHELTER INC	Emergency Shelter Service	10/1/2010	6/30/2014	679,387	245,900	Y	229,654	N	0	N
DSS	HOME DEVELOPMENT INC	Supportive Housing	5/1/2011	4/30/2014	845,595	289,095	N	0	N	0	N
DSS	HOSPITAL OF CENTRAL CONNECTICUT	CTF Family Empowerment Initiat	7/1/2012	6/30/2015	113,124	33,972	N	0	N	0	N
DSS	HOSPITAL OF SAINT RAPHAEL	CTF Nurturing Families Network	1/1/2012	12/31/2014	858,000	71,500	N	0	N	0	N
DSS	HOUSE OF BREAD	Social Service Block Grant	10/1/2012	12/31/2013	41,958	25,294	Y	24,996	N	0	N



<u>Agency</u>	<u>Contractor</u>	<u>Description of Service</u>	<u>Begin DT</u>	<u>Expire DT</u>	<u>Contract Amt</u>	<u>2013 Pymnt</u>	<u>Federal Y or N</u>	<u>Federal Pymnt</u>	<u>Private Y or N</u>	<u>Private Pymnt</u>	<u>Competitively Bid Y or N</u>
DSS	HOUSING EDUCATION RESOURCE CTR	Money Follows the Person	7/1/2012	6/30/2014	121,060	60,530	N	0	N	0	N
DSS	HUMAN RESOURCES AGENCY OF	AIDS Housing	10/1/2012	6/30/2014	72,936	72,936	Y	62,110	N	0	N
DSS	HUMAN RESOURCES AGENCY OF	Community Services Block Grant	1/1/2012	9/30/2013	953,280	516,799	Y	344,393	N	0	N
DSS	IMMACULATE CONCEPTION SHELTER &	Aids Shelter	10/1/2010	6/30/2014	103,734	37,813	N	0	N	0	N
DSS	IMMACULATE CONCEPTION SHELTER &	Supportive Housing	10/1/2010	9/30/2013	1,702,468	585,042	N	0	N	0	N
DSS	INDEPENDENCE NORTHWEST INC	AIDS Housing (HOP)	8/1/2012	6/30/2014	97,812	97,812	Y	97,248	N	0	Y
DSS	INDEPENDENCE NORTHWEST INC	AIDS Housing	10/1/2012	6/30/2014	150,195	150,195	Y	127,904	N	0	N
DSS	INDEPENDENCE NORTHWEST INC	Aging & Disability Resource Ce	10/1/2012	9/29/2015	157,200	39,300	Y	39,300	N	0	N
DSS	INDEPENDENCE NORTHWEST INC	Money Follows the Person	7/1/2008	6/30/2013	388,881	0	N	0	N	0	N
DSS	INDEPENDENCE NORTHWEST INC	BRS-Independent Living Center	7/19/2010	9/30/2013	618,553	0	Y	0	N	0	N
DSS	INDEPENDENCE UNLIMITED INC	Aging & Disability Resource Ce	10/1/2012	9/29/2015	156,024	39,006	Y	39,006	N	0	N
DSS	INDEPENDENCE UNLIMITED INC	Money Follows the Person	7/1/2012	6/30/2014	641,205	313,091	N	0	N	0	N
DSS	INSPIRICA INC	Adult Miscellaneous - AID, ESS	10/1/2010	6/30/2014	2,366,569	861,546	Y	566,101	N	0	N
DSS	JOHN D'AMELIA AND ASSOCIATES LLC	Housing Assistance - Administr	7/16/2007	6/30/2014	645,693,489	102,791,322	Y	70,033,710	N	0	Y
DSS	JUNTA FOR PROGRESSIVE ACTION	Human Resource Development	1/1/2013	9/30/2014	110,271	31,506	Y	31,506	N	0	N
DSS	LEEWAY INC	AIDS housing	10/1/2012	6/30/2014	138,806	138,806	N	0	N	0	N
DSS	LEEWAY-PUTNAM HOUSING CORPORATION	Supportive Housing	8/1/2010	7/31/2013	656,396	190,915	N	0	N	0	N
DSS	LIBERTY COMMUNITY SERVICES	AIDS Housing	10/1/2012	6/30/2014	422,385	422,385	N	0	N	0	N



<u>Agency</u>	<u>Contractor</u>	<u>Description of Service</u>	<u>Begin DT</u>	<u>Expire DT</u>	<u>Contract Amt</u>	<u>2013 Pymnt</u>	<u>Federal Y or N</u>	<u>Federal Pymnt</u>	<u>Private Y or N</u>	<u>Private Pymnt</u>	<u>Competitively Bid Y or N</u>
DSS	LOWER NAUGATUCK VALLEY PARENT CHILD	Social Service Block Grant	10/1/2012	12/31/2013	11,397	6,859	Y	6,807	N	0	N
DSS	MADONNA PLACE INC	CTF Family Empowerment Initiat	7/1/2012	6/30/2015	141,210	42,407	N	0	N	0	N
DSS	MADONNA PLACE INC	CTF Nurturing Families Network	1/1/2012	12/31/2014	745,641	244,048	Y	25,000	N	0	N
DSS	MADONNA PLACE INC	FAMILY SCHOOL CONNECTION	10/1/2008	9/30/2013	1,660,464	182,257	N	0	N	0	Y
DSS	MANCHESTER MEMORIAL HOSPITAL	CTF Nurturing Families Network	10/1/2012	9/30/2015	1,203,171	292,722	N	0	N	0	N
DSS	MANSFIELD TOWN TREASURER	Social Service Block Grant	10/1/2012	12/31/2013	4,360	2,625	Y	2,141	N	0	N
DSS	MERCER HEALTH AND BENEFITS LLC	Mercer long term care contract	12/31/2009	6/30/2013	4,499,448	19,000	Y	0	N	0	N
DSS	MERCY HOUSING & SHELTER CORP	AIDs Housing	10/1/2012	6/30/2014	420,967	385,758	N	0	N	0	N
DSS	MERIDEN WALLINGFORD CHRYSALIS	Emergency Shelter for Domestic	10/1/2012	6/30/2014	96	40,927	Y	40,927	N	0	N
DSS	MERIDEN WALLINGFORD CHRYSALIS	Emergency Shelter for Domestic	7/1/2011	6/30/2014	1,074,097	101,697	Y	88,428	Y	13,269	N
DSS	MHA CONGER HOUSE LLC	Supportive Housing Program	10/1/2010	9/30/2013	264,896	109,164	N	0	N	0	N
DSS	MHA MERTON HOUSE LLC	Supportive Housing	5/1/2010	4/30/2013	1,112,724	262,938	N	0	N	0	N
DSS	MICAH HOUSING INC	Supportive Housing	4/1/2011	3/28/2014	474,438	109,857	N	0	N	0	N
DSS	MIDDLESEX HOSPITAL	NURTURING FAMILIES NETWORK	10/1/2007	9/30/2013	1,916,100	208,615	N	0	N	0	Y
DSS	MUTUAL HOUSING ASSOC OF SC CT	Supportive Housing	10/1/2010	9/30/2013	218,130	86,042	N	0	N	0	N
DSS	NAUGATUCK TOWN TREASURER	Social Service Block Grant	10/1/2012	12/31/2013	11,245	6,747	Y	6,497	N	0	N
DSS	NCAAA	Chronic Disease Self-Managemen	11/1/2012	9/30/2015	128,823	44,241	Y	44,241	N	0	N
DSS	NCAAA	Money Follows the Person	7/1/2012	6/30/2014	396,855	196,920	N	0	N	0	N



<u>Agency</u>	<u>Contractor</u>	<u>Description of Service</u>	<u>Begin DT</u>	<u>Expire DT</u>	<u>Contract Amt</u>	<u>2013 Pymnt</u>	<u>Federal Y or N</u>	<u>Federal Pymnt</u>	<u>Private Y or N</u>	<u>Private Pymnt</u>	<u>Competitively Bid Y or N</u>
DSS	NCAAA	Health Insurance Outreach	7/1/2012	6/30/2014	425,853	227,772	Y	144,633	N	0	N
DSS	NCAAA	State Funded Assistance for th	7/1/2011	6/30/2016	2,583,598	1,409,574	N	289,779	N	0	N
DSS	NCAAA	Federal Title III & VII	10/1/2012	9/30/2014	7,063,234	2,193,731	Y	2,193,731	N	0	N
DSS	NEON	ADU-Summer Camp.	5/1/2013	9/30/2013	16,074	0	Y	0	N	0	N
DSS	NEON	Retired & Senior Volunteer Pro	7/1/2010	6/30/2013	18,024	3,505	N	0	N	0	N
DSS	NEON	Social Service Block Grant	10/1/2012	12/31/2013	132,866	80,043	Y	79,236	N	0	N
DSS	NEON	Food Stamp Employment	10/1/2007	12/31/2013	598,614	62,400	Y	62,400	N	0	N
DSS	NEON	Community Services Block Grant	1/1/2012	9/30/2013	2,336,698	1,433,399	Y	899,581	N	0	N
DSS	NETWORK AGAINST DOMESTIC ABUSE OF NC CT	Emergency Shelters for Domesti	7/1/2011	6/30/2014	1,074,097	101,697	Y	88,428	Y	13,269	N
DSS	NEW ENGLAND COGNITIVE CENTER	Get Your Mind Moving Program	7/1/2011	6/30/2016	103,827	50,582	N	0	N	0	N
DSS	NEW HAVEN FAM ALLIANCE INC	Fatherhood Initiative Program	5/1/2012	6/30/2013	62,500	62,500	N	0	N	0	N
DSS	NEW HAVEN HOME RECOVERY INC	AIDs Housing	10/1/2012	6/30/2014	203,080	203,080	N	0	N	0	N
DSS	NEW HAVEN HOME RECOVERY INC	Supportive Housing	3/1/2011	2/28/2014	241,090	0	N	0	N	0	N
DSS	NEW HAVEN HOME RECOVERY INC	Supportive Housing	3/1/2011	2/28/2014	566,135	168,272	N	0	N	0	N
DSS	NEW HAVEN HOME RECOVERY INC	FAMILY SCHOOL CONNECTION	10/1/2008	9/30/2013	1,670,462	182,257	N	0	N	0	Y
DSS	NEW MILFORD VISITING NURSE	NURTURING FAMILIES NETWORK	7/1/2008	6/30/2014	1,845,726	201,854	N	0	N	0	Y
DSS	NEW OPPORTUNITIES INC	HOPWA-Short Term Rent	8/1/2012	6/30/2014	32,000	16,139	Y	16,000	N	0	Y
DSS	NEW OPPORTUNITIES INC	Retired & Senior Volunteer Pro	7/1/2010	6/30/2013	36,048	7,009	N	0	N	0	N



<u>Agency</u>	<u>Contractor</u>	<u>Description of Service</u>	<u>Begin DT</u>	<u>Expire DT</u>	<u>Contract Amt</u>	<u>2013 Pymnt</u>	<u>Federal Y or N</u>	<u>Federal Pymnt</u>	<u>Private Y or N</u>	<u>Private Pymnt</u>	<u>Competitively Bid Y or N</u>
DSS	NEW OPPORTUNITIES INC	Social Service Block Grant	10/1/2012	12/31/2013	104,635	62,872	Y	62,645	N	0	N
DSS	NEW OPPORTUNITIES INC	Adult Miscellaneous - ESS, TLP	10/1/2010	6/30/2014	2,324,221	845,559	Y	463,450	N	0	N
DSS	NEW OPPORTUNITIES INC	Community Services Block Grant	1/1/2012	9/30/2013	2,740,028	1,645,979	Y	1,278,023	N	0	N
DSS	NEW OPPORTUNITIES INC	ARRA Weatherization	7/1/2009	9/30/2013	20,843,747	600,000	Y	600,000	N	0	N
DSS	OPTIMUS HEALTH CARE INC	CTF Maternal, Infant, and Earl	2/1/2013	3/30/2015	700,459	161,448	Y	161,448	N	0	N
DSS	PARK CITY SUPPORTIVE HOUSING LLC	Supportive Housing	7/1/2010	6/30/2013	1,853,352	547,141	N	0	N	0	N
DSS	PERCEPTION PROGRAMS INC	AIDS Housing	10/1/2012	6/30/2014	164,999	164,999	N	0	N	0	Y
DSS	PLANNED PARENTHOOD OF SOUTHERN	Social Service Block Grant	10/1/2012	12/31/2013	1,148,379	690,849	Y	686,295	N	0	N
DSS	PRUDENCE CRANDALL CENTER INC	Emergency Shelter for Domestic	7/1/2011	6/30/2014	1,074,097	101,697	Y	88,428	Y	13,269	N
DSS	RAM SCHOOL-AGE CHILD CARE INC	Before & After School - RAMSAC	7/1/2011	6/30/2014	71,586	23,981	N	0	N	0	N
DSS	RECOVERY NETWORK OF PROGRAMS INC	Adult Miscellaneous (ESS, AID)	10/1/2012	6/30/2014	297,162	297,162	Y	200,484	N	0	N
DSS	ROSCCO STAMFORD SCHOOL COMMUNITY	Before & After School - ROSCCO	7/1/2011	6/30/2014	106,197	35,491	N	0	N	0	N
DSS	RSVP OF CENTRAL CT INC	Retired & Senior Volunteer Pro	7/1/2010	6/30/2013	18,027	3,505	N	0	N	0	N
DSS	RUSHFORD CENTER INC	Social Service Block Grant	10/1/2012	12/31/2013	37,521	22,619	Y	22,353	N	0	N
DSS	RUSHFORD CENTER INC	Childrens Trust Fund Family Em	7/1/2012	6/30/2015	72,015	21,627	N	0	N	0	N
DSS	SAFE FUTURES INC	Social Service Block Grant	10/1/2012	12/31/2013	41,071	24,719	Y	24,526	N	0	N
DSS	SAFE FUTURES INC	Transitional Living	10/1/2012	6/30/2014	89,726	38,454	Y	38,454	N	0	N
DSS	SAFE HAVEN OF GREATER WATERBURY INC	Social Service Block Grant	10/1/2012	12/31/2013	6,212	3,737	Y	3,713	N	0	N



<u>Agency</u>	<u>Contractor</u>	<u>Description of Service</u>	<u>Begin DT</u>	<u>Expire DT</u>	<u>Contract Amt</u>	<u>2013 Pymnt</u>	<u>Federal Y or N</u>	<u>Federal Pymnt</u>	<u>Private Y or N</u>	<u>Private Pymnt</u>	<u>Competitively Bid Y or N</u>
DSS	SAFE HAVEN OF GREATER WATERBURY INC	Emergency Shelter for Domestic	7/1/2011	6/30/2014	1,074,097	101,697	Y	88,428	Y	13,269	N
DSS	SKILLS CAMP INC	Family Services Miscellaneous	7/1/2012	6/30/2014	144,657	72,000	N	0	N	0	N
DSS	SOUTHWESTERN CT AGENCY ON AGING	Chronic Disease Self-Managemen	11/1/2012	9/30/2015	26,070	7,577	Y	7,577	N	0	N
DSS	SOUTHWESTERN CT AGENCY ON AGING	Cost Share Allocation Collecti	1/1/2010	6/30/2013	138,272	35,210	N	0	N	0	N
DSS	SOUTHWESTERN CT AGENCY ON AGING	Senior Community Service Emplo	7/1/2012	6/30/2014	146,086	43,254	Y	43,254	N	0	N
DSS	SOUTHWESTERN CT AGENCY ON AGING	Aging & Disabilities Resource	10/1/2012	9/30/2015	157,200	39,300	Y	39,300	N	0	N
DSS	SOUTHWESTERN CT AGENCY ON AGING	Health Ins. Assistance	7/1/2012	6/30/2014	438,856	236,273	Y	155,133	N	0	N
DSS	SOUTHWESTERN CT AGENCY ON AGING	Money Follows the Person	7/1/2012	6/30/2014	696,964	318,199	N	0	N	0	N
DSS	SOUTHWESTERN CT AGENCY ON AGING	Federal Title III & VII	10/1/2012	9/30/2014	5,861,710	1,798,812	Y	1,798,812	N	0	N
DSS	ST FRANCIS HOSPITAL & MEDICAL CENTER	SSP-Domestic Violence Educatio	7/1/2011	6/30/2014	300,000	100,000	Y	100,000	N	0	N
DSS	ST FRANCIS HOSPITAL & MEDICAL CENTER	CTF Nurturing Families Network	10/1/2011	9/30/2014	846,840	266,096	N	0	N	0	N
DSS	ST LUKE'S HOME	Retired & Senior Volunteer Pro	7/1/2010	6/30/2013	30,900	6,008	N	0	N	0	N
DSS	ST PHILIP HOUSE INC	AIDS Shelter	10/1/2010	6/30/2014	475,917	173,480	N	0	N	0	N
DSS	ST VINCENT DEPAUL MISSION OF BRISTOL INC	Adult Miscellaneous - ESS, TLP	10/1/2010	6/30/2014	898,250	325,954	Y	215,309	N	0	N
DSS	ST VINCENT DEPAUL MISSION OF WATERBURY	Social Service Block Grant	10/1/2012	12/31/2013	81,492	49,127	Y	48,548	N	0	N
DSS	STAYWELL HEALTH CARE INC	Husky Outreach Health CTR	7/1/2005	6/30/2014	3,449,941	304,264	N	40,000	N	0	N
DSS	STRATFORD TOWN TREASURER	Social Service Block Grant	10/1/2012	12/31/2013	17,565	10,539	Y	8,670	N	0	N
DSS	SUPPORTIVE HOUSING WORKS INC	Rapid Rehousing Program	1/1/2013	12/31/2015	640,524	107,217	Y	10,300	N	0	N



<u>Agency</u>	<u>Contractor</u>	<u>Description of Service</u>	<u>Begin DT</u>	<u>Expire DT</u>	<u>Contract Amt</u>	<u>2013 Pymnt</u>	<u>Federal Y or N</u>	<u>Federal Pymnt</u>	<u>Private Y or N</u>	<u>Private Pymnt</u>	<u>Competitively Bid Y or N</u>
DSS	SUSAN B ANTHONY PROJ INC	Shelter for Domestic Violence	10/1/2012	6/30/2014	0	25,727	Y	25,727	N	0	N
DSS	SUSAN B ANTHONY PROJ INC	Emergency Shelter for Domestic	10/1/2010	3/31/2013	68,366	8,546	Y	8,546	N	0	N
DSS	SUSAN B ANTHONY PROJ INC	Emergency Shelter for Domestic	7/1/2011	6/30/2014	850,635	99,780	Y	86,511	Y	13,269	N
DSS	TABOR HOUSE INC	AIDS Housing	10/1/2012	6/30/2014	152,066	152,066	N	0	N	0	N
DSS	TEAM INC	Community Services Block Grant	1/1/2012	9/30/2013	640,936	346,892	Y	235,234	N	0	N
DSS	THAMES RIVER COMMUNITY SERVICE INC	Supportive Housing	4/1/2011	3/28/2014	361,635	0	N	0	N	0	N
DSS	THE ACCESS AGENCY INC	Hispanic Human Development	10/1/2012	9/30/2013	45,498	33,859	N	0	N	0	N
DSS	THE ACCESS AGENCY INC	Social Service Block Grant	10/1/2012	12/31/2013	183,506	110,504	Y	109,503	N	0	N
DSS	THE ACCESS AGENCY INC	Community Services Block Grant	1/1/2012	9/30/2013	1,083,470	577,702	Y	450,946	N	0	N
DSS	THE ACCESS AGENCY INC	ARRA Weatherization	7/1/2009	4/30/2013	11,632,364	666,531	Y	666,531	N	0	N
DSS	THE CHILD AND FAMILY GUIDANCE CENTER	Social Service Block Grant	10/1/2012	12/31/2013	31,983	19,249	Y	19,101	N	0	N
DSS	THE CHILD AND FAMILY GUIDANCE CENTER	Childrens Trust Fund Family Em	7/1/2012	6/30/2015	72,015	21,627	N	0	N	0	N
DSS	THE CHILD AND FAMILY GUIDANCE CENTER	CTF Maternal, Infant, and Earl	2/1/2013	3/30/2013	700,459	107,944	Y	107,944	N	0	N
DSS	THE CHILDRENS COMMUNITY PROGRAMS	NURTURING FAMILIES NETWORK	7/1/2008	6/30/2014	1,822,462	304,393	N	0	N	0	Y
DSS	THE CONNECTION INC	Supportive Housing	3/1/2011	2/28/2014	241,015	99,478	N	0	N	0	N
DSS	THE VILLAGE FOR FAMILIES & CHILDREN	Teenage Pregnancy Prevention	7/1/2011	6/30/2013	205,878	134,078	N	0	N	0	N
DSS	THE VILLAGE FOR FAMILIES & CHILDREN	Maternal, Child, and Early Chi	2/1/2013	3/30/2015	700,459	107,944	Y	107,944	N	0	N



2013 POS Report  
 DETAILS BY AGENCY  
 Fiscal Year 2013



<u>Agency</u>	<u>Contractor</u>	<u>Description of Service</u>	<u>Begin DT</u>	<u>Expire DT</u>	<u>Contract Amt</u>	<u>2013 Pymnt</u>	<u>Federal Y or N</u>	<u>Federal Pymnt</u>	<u>Private Y or N</u>	<u>Private Pymnt</u>	<u>Competitively Bid Y or N</u>
DSS	THE WORKPLACE INC	Transportation to Work	7/1/2012	12/31/2013	768,035	499,249	N	0	N	0	N
DSS	TORRINGTON AREA YOUTH SERVICE BUREAU INC	Social Service Block Grant	10/1/2012	12/31/2013	26,743	16,122	Y	15,932	N	0	N
DSS	TORRINGTON TOWN TREASURER	Social Service Block Grant	10/1/2012	12/31/2013	55,745	33,533	Y	27,409	N	0	N
DSS	TOWN OF EAST HARTFORD	Social Service Block Grant	10/1/2012	12/31/2013	15,238	9,171	Y	7,487	N	0	N
DSS	TOWN OF EAST WINDSOR	Maternal, Infant, and Early Ch	2/1/2013	3/30/2015	700,459	161,448	Y	161,448	N	0	N
DSS	TOWN OF MANCHESTER	Social Service Block Grant	10/1/2012	12/31/2013	54,504	32,849	Y	26,722	N	0	N
DSS	TOWN OF MIDDLETOWN	FAMILY SCHOOL CONNECTION	10/1/2008	9/30/2013	1,272,123	182,257	N	0	N	0	Y
DSS	TOWN OF SOUTH WINDSOR	Social Service Block Grant	10/1/2012	12/31/2013	16,368	9,865	Y	8,025	N	0	N
DSS	TOWN OF WALLINGFORD	Human Resource Development	1/1/2013	9/30/2014	53,844	15,384	Y	15,384	N	0	N
DSS	TOWN OF WINDHAM	Social Service Block Grant	10/1/2012	12/31/2013	17,023	10,254	Y	8,353	N	0	N
DSS	TOWN OF WINDSOR	Social Service Block Grant	10/1/2012	12/31/2013	26,959	16,248	Y	13,217	N	0	N
DSS	TVCCA INC	Retired & Senior Volunteer Pro	7/1/2010	6/30/2013	34,548	6,718	N	0	N	0	N
DSS	TVCCA INC	Social Service Block Grant	10/1/2012	12/31/2013	117,683	70,944	Y	70,109	N	0	N
DSS	TVCCA INC	Senior Community Service Emplo	7/1/2012	6/30/2014	157,469	80,173	Y	80,173	N	0	N
DSS	TVCCA INC	Community Services Block Grant	1/1/2012	9/30/2013	1,554,994	828,733	Y	495,705	N	0	N
DSS	UNITED COMMUNITY & FAMILY SERVICES INC	Geriatric Assessment Program	1/1/2013	6/30/2013	11,241	11,241	N	0	N	0	N
DSS	UNITED COMMUNITY & FAMILY SERVICES INC	Retired & Senior Volunteer Pro	7/1/2010	6/30/2013	18,024	3,505	N	0	N	0	N
DSS	UNITED COMMUNITY & FAMILY SERVICES INC	Seniors Helping Seniors	11/5/2009	6/30/2013	119,356	17,406	N	0	N	0	N



<u>Agency</u>	<u>Contractor</u>	<u>Description of Service</u>	<u>Begin DT</u>	<u>Expire DT</u>	<u>Contract Amt</u>	<u>2013 Pymnt</u>	<u>Federal Y or N</u>	<u>Federal Pymnt</u>	<u>Private Y or N</u>	<u>Private Pymnt</u>	<u>Competitively Bid Y or N</u>
DSS	UNITED COMMUNITY & FAMILY SERVICES INC	05DSS1002AV UCFS HUO	7/1/2005	6/30/2014	2,803,796	304,264	Y	40,000	N	0	N
DSS	UNITED SERVICES INC	Social Service Block Grant	10/1/2012	12/31/2013	119,358	71,954	Y	71,106	N	0	N
DSS	UNITED SERVICES INC	FAMILY SCHOOL CONNECTION	10/1/2008	9/30/2013	1,670,463	0	N	0	N	0	Y
DSS	UNITED SERVICES INC	Emergency Shelter for Domestic	7/1/2011	6/30/2014	2,156,459	204,082	Y	45,665	Y	26,537	N
DSS	UNITED WAY OF CONN INC	HELP ME GROW PROGRAM	7/1/2008	6/30/2014	2,005,238	329,779	N	0	N	0	Y
DSS	UNITED WAY OF CONN INC	Child Care Quality	7/1/2006	6/30/2014	7,143,172	750,000	N	0	N	0	N
DSS	UNITED WAY OF CONN INC	2-1-1 Infoline services	7/1/2009	6/30/2015	20,980,104	3,241,375	Y	137,710	N	0	N
DSS	UNITED WAY OF CONN INC	Child Care Subsidy	10/1/2004	6/30/2014	67,462,235	7,000,000	N	0	N	0	N
DSS	VALUE OPTIONS INC	Behavioral Health ASO	1/1/2011	12/31/2013	32,270,373	18,045,538	N	0	N	0	Y
DSS	VERNON TOWN TREASURER	Social Service Block Grant	10/1/2012	12/31/2013	25,690	15,472	Y	12,609	N	0	N
DSS	WATERBURY TOWN TREASURER	Social Service Block Grant	10/1/2012	12/31/2013	66,175	39,862	Y	32,826	N	0	N
DSS	WELLMORE INC	CTF Nurturing Families Network	10/1/2012	9/30/2015	1,080,366	262,845	N	0	N	0	N
DSS	WEST HARTFORD-BLOOMFIELD HEALTH DISTRICT	Elderly Health Screening	1/1/2013	12/31/2013	19,255	19,255	N	0	N	0	N
DSS	WEST HAVEN TOWN TREASURER	Before & After School - WHCH (	7/1/2011	6/30/2014	120,825	40,476	N	0	N	0	N
DSS	WESTERN CT AREA AGCY ON AGING	Chonic Disease Self-Management	11/1/2012	9/30/2015	31,703	7,281	Y	7,281	N	0	N
DSS	WESTERN CT AREA AGCY ON AGING	Aging & Disabilities Resource	10/1/2012	9/29/2015	157,200	39,300	Y	39,300	N	0	N
DSS	WESTERN CT AREA AGCY ON AGING	CHOICES	7/1/2012	6/30/2014	431,462	230,030	Y	147,133	N	0	N
DSS	WESTERN CT AREA AGCY ON AGING	Money Follows the Person	7/1/2012	6/30/2014	466,170	180,152	N	0	N	0	N

STATE OF CONNECTICUT

2013 POS Report  
 DETAILS BY AGENCY  
 Fiscal Year 2013



<u>Agency</u>	<u>Contractor</u>	<u>Description of Service</u>	<u>Begin DT</u>	<u>Expire DT</u>	<u>Contract Amt</u>	<u>2013 Pymnt</u>	<u>Federal Y or N</u>	<u>Federal Pymnt</u>	<u>Private Y or N</u>	<u>Private Pymnt</u>	<u>Competitively Bid Y or N</u>
DSS	WESTERN CT AREA AGCY ON AGING	Congregate Housing Program	12/1/2012	11/30/2014	557,888	95,788	Y	53,071	N	0	N
DSS	WESTERN CT AREA AGCY ON AGING	State Funded Assistance for th	7/1/2011	6/30/2016	2,463,107	1,311,761	Y	226,731	N	0	N
DSS	WESTERN CT AREA AGCY ON AGING	Federal Title III & VII	10/1/2012	9/30/2014	5,705,546	1,377,259	Y	1,377,259	N	0	N
DSS	WETHERSFIELD TOWN TREASURER	Social Service Block Grant	10/1/2012	12/31/2013	11,163	6,724	Y	5,478	N	0	N
DSS	WHALLEY TERRACE LIMITED PARTNERSHIP	Supportive Housing	4/1/2011	3/31/2014	647,901	294,393	N	0	N	0	N
DSS	WHEELER CLINIC INC	CTF Family Empowerment Initiat	7/1/2012	6/30/2015	56,040	16,829	N	0	N	0	N
DSS	WINDHAM REGIONAL COMM COUNCIL	Teenage Pregnancy Prevention	10/1/2010	6/30/2013	783,074	249,974	N	0	N	0	N
DSS	WOMEN AND FAMILIES CENTER	Social Service Block Grant	10/1/2012	12/31/2013	10,734	6,457	Y	6,416	N	0	N
DSS	WOMENS CTR OF GRTR DANBURY INC	Emergency Shelters for Domesti	7/1/2011	6/30/2014	1,064,482	100,896	Y	87,627	Y	13,269	N
DSS	WOMEN'S SUPPORT SERVICES INC	Emergency Shelters for Domesti	7/1/2011	6/30/2014	173,025	20,512	Y	0	Y	6,635	N
DSS	XEROX CORPORATION	HUSKY and Charter Oak Enrollme	2/1/2007	12/31/2016	5,141,204	0	N	0	N	0	Y
DSS	YALE UNIVERSITY	CTF Nurturing Family Network	10/1/2012	9/30/2015	2,512,806	622,585	N	0	N	0	N
DSS	YMCA OF METROPOLITAN HARTFORD	Before & After School - YMCA (	7/1/2011	6/30/2014	77,277	25,888	N	0	N	0	N
DSS	YMCA OF N MIDDLESEX COUNTY	Before & After School - YMCA (	7/1/2011	6/30/2014	65,205	21,844	N	0	N	0	N
DSS	YWCA OF GREENWICH	Emergency Shelter for Domestic	7/1/2011	6/30/2014	173,025	20,512	Y	0	Y	6,635	N
DSS	YWCA OF NEW BRITAIN	Family Services Miscellaneous	7/1/2012	6/30/2014	144,657	72,000	N	0	N	0	N
<b>DSS - Dept. of Social Services Total: 296</b>					<b>1,534,440,665</b>	<b>324,765,749</b>		<b>109,072,017</b>		<b>353,791</b>	
ESB	COMMUNICATION ADVOCACY NETWORK	Deaf Blind Community inclusion	7/1/2011	6/30/2013	36,402	0	N	0	N	0	Y

STATE OF CONNECTICUT

2013 POS Report  
 DETAILS BY AGENCY  
 Fiscal Year 2013



Agency	Contractor	Description of Service	Begin DT	Expire DT	Contract Amt	2013 Pymnt	Federal Y or N	Federal Pymnt	Private Y or N	Private Pymnt	Competitively Bid Y or N
ESB	CONNECTICUT INSTITUTE F/T BLIND INC	Deaf Blind Community inclusion	7/1/2011	6/30/2013	327,365	0	N	0	N	0	Y
ESB	HORIZONS INC	Deaf Blind Community inclusion	7/1/2011	6/30/2013	7,580	0	N	0	N	0	Y
ESB	MARRAKECH INC	Deaf Blind Community inclusion	7/1/2011	6/30/2013	18,200	0	N	0	N	0	Y
ESB	UNITED CEREBRAL PALSY OF EASTERN	Deaf Blind Community inclusion	7/1/2011	6/30/2013	18,720	0	N	0	N	0	Y
<b>ESB - Brd of Ed / Services f/t Blind Total: 5</b>					<b>408,267</b>	<b>0</b>		<b>0</b>		<b>0</b>	
MHA	ABILITY BEYOND DISABILITY	Vocational Rehab / Employment	1/5/2010	6/30/2016	1,358,999	296,239	N	0	N	0	Y
MHA	ABILITY BEYOND DISABILITY	Voc Rehab/Emp Opportunities FY	7/1/2011	6/30/2016	5,005,358	1,782,681	N	0	N	0	N
MHA	ABILITY BEYOND DISABILITY	ABI/TBI FY12	7/1/2011	6/30/2016	16,158,400	5,304,173	N	0	N	0	N
MHA	ADELBROOK INC	MH Supervised Apartments FY13	1/15/2013	6/30/2014	427,050	47,995	N	0	N	0	N
MHA	ADVANCED BEHAVIORIAL HEALTH INC	MH Transitional Residential FY	4/1/2013	6/30/2015	350,000	0	N	0	N	0	N
MHA	ADVANCED BEHAVIORIAL HEALTH INC	SA Case Mgmt- Project SAFE FY	7/1/2011	6/30/2016	3,226,340	1,028,791	Y	664,245	N	0	N
MHA	ADVANCED BEHAVIORIAL HEALTH INC	Agency Management Services FY1	7/1/2011	6/30/2016	13,187,350	4,267,726	Y	376,289	Y	24,993	N
MHA	ADVOCACY UNLIMITED INC	Advocacy and Education FY12	7/1/2011	6/30/2016	1,251,563	476,539	N	0	Y	0	N
MHA	ALCOHOL & DRUG RECOVERY CENTERS INC	MH Access and Triage Services	7/1/2011	6/30/2016	4,950,634	1,750,740	Y	176,846	N	0	N
MHA	ALCOHOL & DRUG RECOVERY CENTERS INC	SA Outpatient FY12	7/1/2011	6/30/2016	9,089,080	3,216,150	Y	651,196	N	0	N
MHA	ANTHONY F CAMPAGNA PHD LLC	Young Adult Services FY13	7/1/2012	6/30/2016	120,000	4,207	N	0	N	0	N
MHA	APPLIED BEHAVIORIAL REHAB	MH Supervised Apartments FY12	7/1/2011	6/30/2016	457,155	152,377	N	0	N	0	N



<u>Agency</u>	<u>Contractor</u>	<u>Description of Service</u>	<u>Begin DT</u>	<u>Expire DT</u>	<u>Contract Amt</u>	<u>2013 Pymnt</u>	<u>Federal Y or N</u>	<u>Federal Pymnt</u>	<u>Private Y or N</u>	<u>Private Pymnt</u>	<u>Competitively Bid Y or N</u>
MHA	ARTREACH INCORPORATED	MH Soc Rehab & Clubhouse FY12	7/1/2011	6/30/2016	925,223	308,405	N	0	N	0	N
MHA	BECKET FAMILY SERVICES	Young Adult Services	12/1/2007	6/30/2013	4,423,602	1,351,029	N	0	N	0	N
MHA	BETH-EL CENTER INC	MH Supportive Housing FY12	7/1/2011	6/30/2016	174,872	58,290	N	0	N	0	N
MHA	BH CARE INC	Outpatient-Gambling FY12	7/1/2011	6/30/2013	21,000	15,000	N	0	Y	15,000	N
MHA	BH CARE INC	Prevention and Intervention FY	7/1/2011	6/30/2016	540,573	197,763	Y	115,449	Y	81,871	N
MHA	BH CARE INC	MH Outpatient FY12	7/1/2011	6/30/2016	21,996,805	6,140,448	Y	43,838	N	0	N
MHA	BRIDGE HOUSE INC	MH Outreach - Homeless FY12	7/1/2011	6/30/2016	3,912,606	1,384,736	Y	64,455	N	0	N
MHA	BRIDGEPORT PODIATRY ASSOC PC	MH Acute Inpatient	7/1/2011	6/30/2013	30,000	5,550	N	0	N	0	N
MHA	BRIDGES	MH Outpatient FY12	7/1/2011	6/30/2016	18,293,361	6,468,155	Y	144,140	N	0	N
MHA	BRISTOL HOSPITAL INC	SA Intensive Outpatient FY12	7/1/2011	6/30/2016	110,776	36,925	Y	21,608	N	0	N
MHA	BUSINESS & INDUSTRY FOUNDATION	Local Prevention Councils FY12	7/1/2011	6/30/2016	594,437	220,344	Y	141,334	Y	78,386	N
MHA	C W RESOURCES INC	Young Adult Services FY13	7/1/2012	6/30/2016	660,200	72,440	N	0	N	0	N
MHA	CASAC	Outpatient-Gambling	7/1/2012	9/1/2013	4,500	3,000	N	0	Y	3,000	N
MHA	CASAC	Local Prevention Councils FY12	7/1/2011	6/30/2016	611,610	225,034	Y	145,466	Y	79,012	N
MHA	CATHOLIC CHARITIES INC	Foren Pre-Trial Drug Ed/Trtmt	7/1/2012	6/30/2014	600,000	168,135	N	0	Y	168,135	Y
MHA	CATHOLIC CHARITIES INC	SA Outpatient FY12	7/1/2011	6/30/2016	1,197,173	490,417	Y	96,913	N	0	N
MHA	CATHOLIC CHARITIES INC	MH Outpatient FY12	7/1/2011	6/30/2016	1,439,399	508,763	N	0	N	0	N
MHA	CATHOLIC CHARITIES OF FAIRFIELD	MH Supportive Housing FY12	7/1/2011	6/30/2016	1,417,866	452,272	N	0	N	0	N



<u>Agency</u>	<u>Contractor</u>	<u>Description of Service</u>	<u>Begin DT</u>	<u>Expire DT</u>	<u>Contract Amt</u>	<u>2013 Pymnt</u>	<u>Federal Y or N</u>	<u>Federal Pymnt</u>	<u>Private Y or N</u>	<u>Private Pymnt</u>	<u>Competitively Bid Y or N</u>
MHA	CATHOLIC CHARITIES OF FAIRFIELD	MH Case Management FY12	7/1/2011	6/30/2016	3,583,630	1,268,019	Y	48,838	N	0	N
MHA	CENTER FOR HUMAN DEVELOPMENT INC	MH Supportive Housing FY12	7/1/2011	6/30/2016	4,421,211	1,492,009	N	0	N	0	N
MHA	CENTER FOR HUMAN DEVELOPMENT INC	Young Adult Services FY12	7/1/2011	6/30/2016	6,350,415	2,269,859	N	0	N	0	N
MHA	CENTER FOR HUMAN DEVELOPMENT INC	MH Group Home FY12	7/1/2011	6/30/2016	12,614,845	4,662,190	N	0	N	0	N
MHA	CENTER FOR INTEGRATIVE PSYCHOLOGICAL	13-6011	5/1/2013	9/30/2013	5,000	0	N	0	N	0	N
MHA	CENTRAL CONNECTICUT COAST YMCA	MH Supportive Housing FY12	7/1/2011	6/30/2016	1,663,110	554,366	Y	77,973	N	0	N
MHA	CENTRAL NAUGATUCK VALLEY HELP INC	SA Outpatient FY12	7/1/2011	6/30/2016	4,297,851	1,484,400	Y	79,446	N	0	N
MHA	CENTRO RENACER OF CONNECTICUT INC	SA Intern / Long Term Trtmt FY	7/1/2011	6/30/2016	100,718	24,592	Y	22,549	N	0	N
MHA	CHARLOTTE HUNGERFORD HOSP	MH Outpatient FY12	7/1/2011	6/30/2016	4,161,348	1,443,334	Y	194,772	N	0	N
MHA	CHEMICAL ABUSE SERVICES AGENCY INC	SA Outpatient FY12	7/1/2011	6/30/2016	6,087,930	2,150,665	Y	650,945	N	0	N
MHA	CHILD & FAMILY AGENCY SOUTHEASTERN CT	Best Practices FY12	7/1/2011	6/30/2016	420,920	144,533	Y	141,185	N	0	N
MHA	CHRYSALIS CENTER INC	MH Residential Support FY12	7/1/2011	6/30/2016	13,657,586	4,913,817	Y	356,674	N	0	N
MHA	CNCL OF CHURCHES OF GRTR BPT INC	Prevention Education & Trainin	7/1/2011	6/30/2013	39,998	14,711	N	0	N	0	N
MHA	CNCL OF CHURCHES OF GRTR BPT INC	SA Vocational Rehabilitation F	7/1/2011	6/30/2016	132,768	46,927	N	0	N	0	N
MHA	COLUMBUS HOUSE INC	MH Residential Support FY12	7/1/2011	6/30/2016	7,811,291	2,721,438	Y	406,024	N	0	N
MHA	COMMON GROUND MANAGEMENT CORP	MH Residential Support FY12	7/1/2011	6/30/2016	280,097	98,828	N	0	N	0	N
MHA	COMMUNICARE INC	MH Emergency / Crisis Services	7/1/2011	6/30/2016	3,600,242	1,358,487	N	0	N	0	N
MHA	COMMUNITY ENTERPRISES INC	Voc Rehab / Emp Opportunities	7/1/2011	6/30/2016	1,025,109	341,700	N	0	N	0	N

STATE OF CONNECTICUT

2013 POS Report  
 DETAILS BY AGENCY  
 Fiscal Year 2013



<u>Agency</u>	<u>Contractor</u>	<u>Description of Service</u>	<u>Begin DT</u>	<u>Expire DT</u>	<u>Contract Amt</u>	<u>2013 Pymnt</u>	<u>Federal Y or N</u>	<u>Federal Pymnt</u>	<u>Private Y or N</u>	<u>Private Pymnt</u>	<u>Competitively Bid Y or N</u>
MHA	COMMUNITY HEALTH CENTER INC	MH Outreach - Homeless FY12	7/1/2011	6/30/2016	324,563	109,187	Y	55,838	N	0	N
MHA	COMMUNITY HEALTH RESOURCES	Foren Pre-Trial Drug Ed/Trtmt	7/1/2012	6/30/2014	650,000	163,634	N	0	Y	163,634	Y
MHA	COMMUNITY HEALTH RESOURCES	MH Emergency / Crisis Services	7/1/2011	6/30/2016	49,238,459	17,654,309	Y	1,017,541	N	0	N
MHA	COMMUNITY HEALTH SERVICES INC	SA Outpatient FY12	7/1/2011	6/30/2016	893,050	325,205	Y	84,128	N	0	N
MHA	COMMUNITY MENTAL HEALTH AFFILIATES INC	Outpatient-Gambling FY12	7/1/2011	11/1/2013	20,000	10,000	N	0	Y	10,000	N
MHA	COMMUNITY MENTAL HEALTH AFFILIATES INC	Local Prevention Councils FY12	7/1/2011	6/30/2016	530,124	186,316	Y	111,023	Y	74,859	N
MHA	COMMUNITY MENTAL HEALTH AFFILIATES INC	MH Outpatient FY12	7/1/2011	6/30/2016	758,373	252,790	N	0	N	0	N
MHA	COMMUNITY MENTAL HEALTH AFFILIATES INC	MH Emergency/Crisis Services F	7/1/2011	6/30/2016	37,109,721	13,153,590	Y	298,267	N	0	N
MHA	COMMUNITY RENEWAL TEAM INC	MH Outpatient FY12	7/1/2011	6/30/2016	4,051,188	1,449,131	Y	63,838	N	0	N
MHA	COMMUNITY RESIDENCES INC	Young Adult Services	5/1/2010	6/30/2015	217,829	27,170	N	0	N	0	N
MHA	COMMUNITY RESOURCES FOR JUSTICE	MH Case Management FY13	7/1/2012	6/30/2016	6,517,825	1,247,443	N	0	N	0	N
MHA	CONN RENAISSANCE INC	Foren Pre-Trial Drug Ed/Trtmt	7/1/2012	6/30/2014	1,380,000	366,848	N	0	Y	366,848	Y
MHA	CONN RENAISSANCE INC	SA Outpatient FY12	7/1/2011	6/30/2016	5,793,190	1,936,298	Y	238,510	N	0	N
MHA	CONNECTICUT COMM FOR ADDICTION RECOVERY	Advocacy and Education FY12	7/1/2011	6/30/2016	2,642,214	947,912	Y	295,392	Y	180,000	N
MHA	CONNECTICUT COUNCIL ON PROBLEM GAMBLING	Outpatient-Gambling FY12	7/1/2011	6/30/2013	320,000	160,000	N	0	Y	160,000	N
MHA	CONNECTICUT COUNSELING CENTERS INC	SA Methadone Maintenance FY12	7/1/2011	6/30/2016	2,319,674	826,922	Y	263,250	N	0	N
MHA	CONNECTICUT LEGAL RIGHTS PROJECT INC	Advocacy and Education FY12	7/1/2011	6/30/2016	636,293	270,206	N	0	N	0	N
MHA	CONNECTICUT LEGAL RIGHTS PROJECT INC	Advocacy and Education FY13	7/1/2012	6/30/2016	1,288,175	642,481	N	0	N	0	N



<u>Agency</u>	<u>Contractor</u>	<u>Description of Service</u>	<u>Begin DT</u>	<u>Expire DT</u>	<u>Contract Amt</u>	<u>2013 Pymnt</u>	<u>Federal Y or N</u>	<u>Federal Pymnt</u>	<u>Private Y or N</u>	<u>Private Pymnt</u>	<u>Competitively Bid Y or N</u>
MHA	CONTINUUM OF CARE INC	Supportive Housing FY11	9/30/2010	6/30/2015	2,225,847	425,003	Y	425,003	N	0	N
MHA	CONTINUUM OF CARE INC	MH Respite FY12	7/1/2011	6/30/2016	17,029,880	6,132,438	Y	176,125	N	0	N
MHA	CORAM HEALTHCARE INC	MH Acquired Brain Injury	7/1/2011	6/30/2015	80,000	0	N	0	N	0	N
MHA	CORNELL SCOTT-HILL HEALTH CORPORATION	SA Outpatient FY12	7/1/2011	6/30/2016	4,981,636	1,863,601	Y	1,241,690	N	0	N
MHA	COURAGE TO SPEAK FOUNDATION INC	Primary Prevention FY12	7/1/2011	6/30/2015	80,000	16,000	Y	16,000	N	0	N
MHA	CROSSROADS INC	SA Interm/Long Term Trtmt FY12	7/1/2011	6/30/2016	11,006,941	3,558,808	Y	425,474	N	0	N
MHA	DANBURY HOSPITAL	MH Emergency / Crisis Services	7/1/2011	6/30/2016	3,967,132	1,392,137	Y	294,001	N	0	N
MHA	DAY KIMBALL HOSPITAL	MH Outpatient FY12	7/1/2011	6/30/2016	233,622	85,050	N	0	N	0	N
MHA	DIXWELL NEWHALLVILLE COMM	MH Outpatient FY12	7/1/2011	6/30/2016	1,447,308	433,972	N	0	N	0	N
MHA	DORA M KEE LLC	MH Respite	7/1/2011	6/30/2013	27,000	10,890	N	0	N	0	N
MHA	EAST OF THE RIVER ACTION	Outpatient-Gambling FY12	7/1/2011	9/1/2013	60,000	18,000	N	0	Y	18,000	N
MHA	EAST OF THE RIVER ACTION	Local Prevention Councils FY12	7/1/2011	6/30/2016	594,385	210,547	Y	131,475	Y	52,363	N
MHA	EASTCONN	Spec Ed & Quality Enhancement	7/1/2012	6/30/2015	1,923,266	480,816	N	0	N	0	N
MHA	EASTER SEALS CAPITAL REGION & EASTERN CT	Voc Rehab/Emp Opportunities FY	7/1/2011	6/30/2016	860,250	296,475	N	0	N	0	N
MHA	EASTER SEALS GOODWILL INDUST	Voc Rehab/Emp Opportunities FY	7/1/2011	6/30/2016	1,430,919	469,589	N	0	N	0	N
MHA	EDUCATION CONNECTION	Transportation FY12	7/1/2011	6/30/2016	365,053	121,683	N	0	N	0	N
MHA	FAIRFIELD COUNSELING SERVICES INC	SA Outpatient FY12	7/1/2011	6/30/2016	122,620	40,873	Y	8,700	N	0	N
MHA	FAIRFIELD UNIVERSITY	Prevention and Intervention FY	1/1/2010	6/30/2016	301,250	65,000	Y	65,000	N	0	N





<u>Agency</u>	<u>Contractor</u>	<u>Description of Service</u>	<u>Begin DT</u>	<u>Expire DT</u>	<u>Contract Amt</u>	<u>2013 Pymnt</u>	<u>Federal Y or N</u>	<u>Federal Pymnt</u>	<u>Private Y or N</u>	<u>Private Pymnt</u>	<u>Competitively Bid Y or N</u>
MHA	FAMILY & CHILDRENS AGENCY INC	SA Partial Hospitalization FY1	7/1/2011	6/30/2016	1,763,781	605,602	Y	193,126	N	0	N
MHA	FAMILY CENTERED SERVICES OF CT INC	MH Case Management FY12	7/1/2011	6/30/2016	211,170	76,180	Y	52,324	N	0	N
MHA	FAMILY INTERVENTION CTR	Outpatient-Gambling FY12	7/1/2011	8/1/2013	14,000	7,000	N	0	Y	7,000	N
MHA	FAMILY INTERVENTION CTR	Local Prevention Councils FY12	7/1/2011	6/30/2016	512,962	180,611	Y	103,859	Y	50,828	N
MHA	FARRELL TREATMENT CENTER	SA Outpatient FY12	7/1/2011	6/30/2016	937,324	326,012	N	0	N	0	N
MHA	FELLOWSHIP INC	MH Supportive Housing FY12	7/1/2011	6/30/2016	4,384,484	1,520,644	Y	91,599	N	0	N
MHA	FLORIDA INSTITUTE FOR NEUROLOGIC	Young Adult Services	6/9/2010	6/30/2015	5,390,220	1,262,899	N	0	N	0	N
MHA	FOCUS CENTER FOR AUTISM INC	MH Group Homes FY12	7/1/2011	6/30/2016	1,830,568	587,279	N	0	N	0	N
MHA	FOCUS ON RECOVERY-UNITED INC	MH Warmline/Peer Support FY12	7/1/2011	6/30/2016	669,402	223,132	N	0	N	0	N
MHA	FRIENDSHIP SERV CTR OF NB INC	MH Supportive Housing FY12	7/1/2011	6/30/2016	1,072,746	380,507	Y	92,184	N	0	N
MHA	FSW INC CT	MH Assertive Community Trtmt -	7/1/2012	6/30/2016	436,000	40,416	N	0	N	0	N
MHA	FSW INC CT	Community Support Program FY12	7/1/2011	6/30/2016	1,070,658	378,430	N	0	N	0	N
MHA	GILEAD HOUSE INC	MH Group Homes FY12	7/1/2011	6/30/2016	20,173,403	6,900,930	N	0	N	0	N
MHA	GOODWILLOF WESTERN AND NORTHERN	MH Supervised Apartments FY12	7/1/2011	6/30/2016	1,425,559	481,188	N	0	N	0	N
MHA	GOODWILLOF WESTERN AND NORTHERN	MH Group Homes FY12	7/1/2011	6/30/2016	3,953,148	1,317,705	N	0	N	0	N
MHA	GOODWILLOF WESTERN AND NORTHERN	MH Group Homes SID 12256	7/1/2011	11/30/2013	11,000,000	6,594,115	N	0	N	0	N
MHA	GUARDIAN AD LITEM SERVICES INC	MH Case Management FY12	7/1/2011	6/30/2016	60,301	20,100	N	0	N	0	N
MHA	GUARDIAN AD LITEM SERVICES INC	MH Case Management FY12	7/1/2011	6/30/2016	2,496,595	572,135	N	0	N	0	N



<u>Agency</u>	<u>Contractor</u>	<u>Description of Service</u>	<u>Begin DT</u>	<u>Expire DT</u>	<u>Contract Amt</u>	<u>2013 Pymnt</u>	<u>Federal Y or N</u>	<u>Federal Pymnt</u>	<u>Private Y or N</u>	<u>Private Pymnt</u>	<u>Competitively Bid Y or N</u>
MHA	HANDS ON HARTFORD INC	MH Group Homes FY12	7/1/2011	6/30/2016	503,660	178,021	N	0	N	0	N
MHA	HARTFORD BEHAVIORAL HEALTH	MH Emergency / Crisis Services	7/1/2011	6/30/2014	141,200	12,815	N	0	N	0	N
MHA	HARTFORD BEHAVIORAL HEALTH	MH Outpatient FY12	7/1/2011	6/30/2016	3,280,815	1,093,596	N	0	N	0	N
MHA	HARTFORD DISPENSARY	MH Acute Inpatient FY12	7/1/2011	6/30/2014	117,280	46,640	N	0	N	0	N
MHA	HARTFORD DISPENSARY	SA Ambulatory Detoxification F	7/1/2011	6/30/2016	6,531,103	2,310,152	Y	1,084,974	N	0	N
MHA	HARTFORD HOSPITAL	MH Acute Inpatient	9/1/2010	8/31/2013	9,000	0	N	0	N	0	N
MHA	HARTFORD HOSPITAL	MH Acute Inpatient FY11	7/1/2010	11/30/2013	773,500	0	N	0	N	0	N
MHA	HARTFORD HOSPITAL	MH Outpatient FY12	7/1/2011	6/30/2016	5,507,490	1,946,651	N	0	N	0	N
MHA	HOMES WITH HOPE INC	MH Supportive Housing FY12	7/1/2011	6/30/2016	695,713	243,881	N	0	N	0	N
MHA	HOUSATONIC VALLEY COALITION	Local Prevention Councils FY12	7/1/2011	6/30/2016	579,526	202,814	Y	125,689	Y	51,086	N
MHA	HUMAN RESOURCE DEV AGENCY	MH Soc Rehab & Clubhouse FY12	7/1/2011	6/30/2016	655,445	228,731	N	0	N	0	N
MHA	HUMAN SERVICES COUNCIL INC	Capacity Building FY12	7/1/2011	6/30/2016	337,226	124,927	Y	52,829	Y	71,882	N
MHA	IMMACULATE CONCEPTION SHELTER &	MH Supportive Housing FY12	7/1/2011	6/30/2016	1,513,183	530,878	Y	51,834	N	0	N
MHA	INSPIRICA INC	Forensic Jail Diversion FY12	7/1/2011	6/30/2016	3,218,649	1,100,099	Y	108,221	N	0	N
MHA	INSTITUTE FOR COMMUNITY RESEARCH	Best Practices FY12	7/1/2011	6/30/2016	535,297	179,001	Y	169,441	N	0	N
MHA	INTERCOMMUNITY INC	MH Emergency / Crisis Services	7/1/2011	6/30/2016	13,257,723	4,630,627	Y	136,713	N	0	N
MHA	J T PODIATRY LLC	MH Acute Inpatient	7/1/2011	6/30/2015	340,218	82,720	N	0	N	0	N
MHA	JOHN J DRISCOLL UNITED LABOR AGENCY INC	SA Vocational Rehabilitation F	7/1/2011	6/30/2016	3,372,994	249,456	Y	9,626	N	0	N



<u>Agency</u>	<u>Contractor</u>	<u>Description of Service</u>	<u>Begin DT</u>	<u>Expire DT</u>	<u>Contract Amt</u>	<u>2013 Pymnt</u>	<u>Federal Y or N</u>	<u>Federal Pymnt</u>	<u>Private Y or N</u>	<u>Private Pymnt</u>	<u>Competitively Bid Y or N</u>
MHA	JUDGE ROTENBERG EDUC CTR INC	Young Adult Services FY12	7/1/2011	6/30/2014	907,136	230,422	N	0	N	0	N
MHA	JUSTICE RESOURCE INSTITUTE INC	Young Adult Services FY13	6/1/2012	5/31/2015	649,239	150,495	N	0	N	0	N
MHA	KAREN HOWARD BRODY MD	Forensic Consultation Services	5/1/2013	12/30/2013	6,000	0	N	0	N	0	N
MHA	KEYSTONE HOUSE INC	MH Group Homes FY12	7/1/2011	6/30/2016	5,352,376	1,866,187	N	0	N	0	N
MHA	KUHN EMP OPPORTUNITIES INC	Voc Rehab / Emp Opportunities	7/1/2011	6/30/2016	1,446,298	486,248	Y	26,162	N	0	N
MHA	LAKEVIEW NEUROREHAB CENTER INC	Young Adult Services FY14	5/1/2013	6/30/2016	1,673,176	0	N	0	N	0	N
MHA	LATHAM CONSULTING GROUP LLC	Young Adult Services FY13	7/1/2012	6/30/2016	484,290	141,763	N	0	N	0	N
MHA	LAUREL HOUSE INC	MH Residential Support FY12	7/1/2010	6/30/2016	3,775,249	1,334,381	N	0	N	0	N
MHA	LAWRENCE AND MEMORIAL HOSPITAL	MH Acute Inpatient FY12	7/1/2011	6/30/2016	59,732	2,575	N	0	N	0	N
MHA	LEDGE LIGHT HEALTH DIST	Prevention and Intervention FY	1/1/2010	6/30/2016	602,500	150,000	Y	150,000	N	0	N
MHA	LEEWAY INC	MH Supportive Housing FY12	7/1/2011	6/30/2016	1,061,007	348,035	N	0	N	0	N
MHA	LIBERATION PROGRAMS INC	Outpatient - Gambling FY12	7/1/2011	6/30/2013	60,000	30,000	N	0	Y	30,000	N
MHA	LIBERATION PROGRAMS INC	Local Prevention Councils FY12	7/1/2011	6/30/2016	372,482	131,375	Y	58,552	Y	72,601	N
MHA	LIBERATION PROGRAMS INC	SA Outpatient FY12	7/1/2011	6/30/2016	10,469,413	3,711,332	Y	1,302,253	N	0	N
MHA	LIBERTY COMMUNITY SERVICES	MH Supportive Housing FY12	7/1/2011	6/30/2016	1,021,911	349,705	Y	139,285	N	0	N
MHA	MANCHESTER MEMORIAL HOSPITAL	MH Acute Inpatient FY12	7/1/2011	6/30/2016	310,548	103,515	N	0	N	0	N
MHA	MARRAKECH DAY SERVICES	Young Adult Services	4/1/2013	9/30/2013	20,000	0	N	0	N	0	N
MHA	MARRAKECH DAY SERVICES	Voc Rehab / Employment Opportu	7/1/2011	6/30/2016	1,087,411	362,467	N	0	N	0	N



<u>Agency</u>	<u>Contractor</u>	<u>Description of Service</u>	<u>Begin DT</u>	<u>Expire DT</u>	<u>Contract Amt</u>	<u>2013 Pymnt</u>	<u>Federal Y or N</u>	<u>Federal Pymnt</u>	<u>Private Y or N</u>	<u>Private Pymnt</u>	<u>Competitively Bid Y or N</u>
MHA	MARRAKECH DAY SERVICES	MH Supervised Apartments FY12	7/1/2011	6/30/2016	7,742,824	2,603,415	N	0	N	0	N
MHA	MARTIN HOUSE INC	MH Supervised Apartments FY13	7/1/2012	6/30/2016	1,167,560	582,324	N	0	N	0	N
MHA	MCCALL FOUNDATION INC	Prevention and Intervention F	1/1/2010	6/30/2016	301,250	75,000	Y	75,000	N	0	N
MHA	MCCALL FOUNDATION INC	SA Outpatient FY12	7/1/2011	6/30/2016	2,908,503	1,033,569	Y	249,837	N	0	N
MHA	MENTAL HEALTH ASSOCIATION OF CT INC	MH Group Homes FY12	7/1/2011	6/30/2016	919,165	255,362	N	0	N	0	N
MHA	MENTAL HEALTH ASSOCIATION OF CT INC	MH Supervised Apartments FY12	7/1/2011	6/30/2016	9,514,324	3,160,727	N	0	N	0	N
MHA	MENTAL HEALTH ASSOCIATION OF CT INC	MH Transitional Residential FY	7/1/2011	6/30/2016	15,786,465	5,486,812	N	0	N	0	N
MHA	MERCY HOUSING & SHELTER CORP	MH Respite FY12	7/1/2011	6/30/2016	5,434,682	1,924,070	Y	233,825	N	0	N
MHA	MIDDLESEX HOSPITAL	MH Outpatient FY12	7/1/2011	6/30/2016	993,802	350,852	N	0	N	0	N
MHA	MIDDLESEX HOSPITAL	Agency Management Services	7/1/2010	9/1/2013	1,207,513	403,018	N	0	N	0	N
MHA	MIDWESTERN CT CNSL ON ALCOHOLISM	Foren Pre-Trial Drug Ed/Trtmt	7/1/2012	6/30/2014	730,000	179,696	N	0	Y	179,696	Y
MHA	MIDWESTERN CT CNSL ON ALCOHOLISM	SA Outpatient FY12	7/1/2011	6/30/2016	7,403,259	2,555,891	Y	772,633	Y	408,200	N
MHA	MY PEOPLE CLINICAL SERVICES LLC	MH Supervised Apartments FY12	4/1/2012	6/30/2016	2,567,321	1,280,459	N	0	N	0	N
MHA	MY SISTERS PLACE INC	MH Residential Support FY12	7/1/2011	6/30/2016	5,076,972	1,678,655	Y	23,897	N	0	N
MHA	NAMI OF CONNECTICUT INC	Advocacy and Education FY12	7/1/2011	6/30/2016	812,620	270,871	Y	67,576	N	0	N
MHA	NATCHAUG HOSP INC	SA Inpatient Detoxification FY	7/1/2011	6/30/2016	78,340	14,825	N	0	N	0	N
MHA	NATCHAUG HOSP INC	MH Acute Inpatient FY12	7/1/2011	6/30/2016	2,500,692	639,365	N	0	N	0	N
MHA	NEON	SA Interm / Long Term Trtmt FY	5/14/2013	6/30/2016	64,515	0	Y	0	N	0	N

2013 POS Report  
 DETAILS BY AGENCY  
 Fiscal Year 2013



<u>Agency</u>	<u>Contractor</u>	<u>Description of Service</u>	<u>Begin DT</u>	<u>Expire DT</u>	<u>Contract Amt</u>	<u>2013 Pymnt</u>	<u>Federal Y or N</u>	<u>Federal Pymnt</u>	<u>Private Y or N</u>	<u>Private Pymnt</u>	<u>Competitively Bid Y or N</u>
MHA	NEW DAY HOME CARE INC	MH Outpatient	11/1/2011	6/30/2014	149,760	21,579	N	0	N	0	N
MHA	NEW DIRECTIONS INC OF N CNTRL CT	Foren Pre-Trial Drug Ed/Trtmt	7/1/2012	6/30/2014	480,000	111,474	N	0	Y	111,474	Y
MHA	NEW DIRECTIONS INC OF N CNTRL CT	SA Outpatient FY12	7/1/2011	6/30/2016	668,812	229,875	Y	155,338	N	0	N
MHA	NEW HAVEN HOME RECOVERY INC	MH Supportive Housing FY12	7/1/2011	6/30/2016	1,399,610	562,984	N	0	N	0	N
MHA	NEW LONDON HOMELESS HOSPITALITY	MH Outreach - Homeless FY 13	7/1/2012	6/30/2016	97,676	48,838	Y	48,838	N	0	N
MHA	NEW MILFORD HOSPITAL INC	MH Outpatient FY12	7/1/2011	6/30/2016	834,688	278,227	N	0	N	0	N
MHA	NEWTOWN YOUTH SERVICES INC	Prevention and Intervention F	1/1/2010	6/30/2016	301,250	75,000	Y	75,000	N	0	N
MHA	NORTHEAST COMMUNITIES AGAINST	Prevention and Intervention FY	7/1/2011	6/30/2016	575,424	202,916	Y	124,058	Y	78,346	N
MHA	NORTHEAST NEUROPSYCHOLOGY LLC	Young Adult Services	1/1/2013	6/30/2014	45,000	0	N	0	N	0	N
MHA	NORTHWEST CHARITIES INC	Young Adult Services FY13	7/1/2012	6/30/2016	2,007,500	391,600	N	0	N	0	N
MHA	NORWALK HOSPITAL ASSOCIATION	MH Outpatient FY12	7/1/2011	6/30/2016	5,898,270	1,957,531	N	0	N	0	N
MHA	OP HOPE OF FAIRFIELD INC	MH Residential Support FY12	7/1/2011	6/30/2016	1,641,783	600,848	N	0	N	0	N
MHA	OPTIMUS HEALTH CARE INC	MH Outpatient FY12	7/1/2011	6/30/2016	1,813,096	640,848	N	0	N	0	N
MHA	PACES COUNSELING ASSOC INC	Foren Pre-Trial Drug Ed/Trtmt	7/1/2012	6/30/2014	1,010,000	217,885	N	0	Y	217,885	Y
MHA	PATHWAYS INC	MH Group Homes FY12	7/1/2011	6/30/2016	2,575,819	886,846	N	0	N	0	N
MHA	PERCEPTION PROGRAMS INC	SA Outpatient FY12	7/1/2011	6/30/2014	3,199,019	1,156,380	Y	327,759	N	0	N
MHA	POSITIVE DIRECTIONS	Prevention and Intervention F	1/1/2010	6/30/2016	301,250	75,000	Y	75,000	N	0	N
MHA	POSITIVE DIRECTIONS	SA Outpatient FY12	7/1/2011	6/30/2016	573,910	206,983	Y	136,046	N	0	N

2013 POS Report  
 DETAILS BY AGENCY  
 Fiscal Year 2013



<u>Agency</u>	<u>Contractor</u>	<u>Description of Service</u>	<u>Begin DT</u>	<u>Expire DT</u>	<u>Contract Amt</u>	<u>2013 Pymnt</u>	<u>Federal Y or N</u>	<u>Federal Pymnt</u>	<u>Private Y or N</u>	<u>Private Pymnt</u>	<u>Competitively Bid Y or N</u>
MHA	PRIME TIME HOUSE	MH Social Rehabilitation and C	7/1/2011	6/30/2016	2,446,545	840,423	N	0	N	0	N
MHA	RECOVERY NETWORK OF PROGRAMS INC	SA Outpatient FY12	7/1/2011	6/30/2016	11,097,745	3,930,075	Y	942,308	N	0	N
MHA	REGIONAL YOUTH ADULT SOCIAL ACTION	Outpatient-Gambling FY12	7/1/2011	6/30/2013	70,000	70,000	N	0	Y	70,000	N
MHA	REGIONAL YOUTH ADULT SOCIAL ACTION	Local Prevention Councils FY12	7/1/2011	6/30/2016	450,638	152,506	Y	77,807	Y	74,418	N
MHA	RELIANCE HOUSE INC	MH Supervised Apartments FY12	7/1/2011	6/30/2016	28,113,547	9,752,163	Y	56,838	N	0	N
MHA	RICHARD B FELDMAN DPM LLC	MH Acute Inpatient	7/1/2011	6/30/2013	16,800	0	N	0	N	0	N
MHA	ROBERT TENDLER RPH LLC	Agency Management Services	10/1/2011	6/30/2015	95,910	17,690	N	0	N	0	N
MHA	RUSHFORD CENTER INC	Prevention and Intervention F	1/1/2010	6/30/2016	301,250	75,000	Y	75,000	N	0	N
MHA	RUSHFORD CENTER INC	Foren Pre-Trial Drug Ed/Trtmt	7/1/2012	6/30/2014	340,000	86,125	N	0	Y	86,125	Y
MHA	RUSHFORD CENTER INC	MH Emergency / Crisis Services	7/1/2011	6/30/2016	26,766,911	9,515,525	Y	944,158	N	0	N
MHA	SAFE FUTURES INC	MH Supportive Housing FY12	7/1/2011	6/30/2016	195,644	65,214	N	0	N	0	N
MHA	SCADD INC	Foren Pre-Trial Drug Ed/Trtmt	7/1/2012	6/30/2014	330,000	100,771	N	0	Y	100,771	Y
MHA	SCADD INC	SA Outpatient FY12	7/1/2011	6/30/2016	5,729,096	2,031,323	Y	230,609	N	0	N
MHA	SHELTER FOR THE HOMELESS INC	MH Social Rehabilitation and C	7/1/2011	6/30/2016	472,590	157,529	Y	53,008	N	0	N
MHA	SLS RESIDENTIAL LLC	Young Adult Services	7/1/2008	6/30/2014	3,541,600	0	N	0	N	0	N
MHA	SOUND COMMUNITY SERVICES INC	MH Respite FY12	7/1/2011	6/30/2016	20,633,328	7,515,999	Y	178,674	N	0	N
MHA	SOUTH CENTRAL CT SUBSTANCE ABUSE	Outpatient-Gambling FY12	7/1/2011	6/30/2013	124,000	49,600	N	0	Y	49,600	N
MHA	SOUTH CENTRAL CT SUBSTANCE ABUSE	Local Prevention Councils FY12	7/1/2011	6/30/2016	526,878	183,357	Y	100,664	Y	53,227	N

2013 POS Report  
 DETAILS BY AGENCY  
 Fiscal Year 2013



Agency	Contractor	Description of Service	Begin DT	Expire DT	Contract Amt	2013 Pymnt	Federal Y or N	Federal Pymnt	Private Y or N	Private Pymnt	Competitively Bid Y or N
MHA	SOUTHEASTERN REGIONAL ACTION COUNCIL	Outpatient-Gambling FY12	7/1/2011	6/30/2013	75,000	45,000	N	0	Y	45,000	N
MHA	SOUTHEASTERN REGIONAL ACTION COUNCIL	Local Prevention Councils FY12	7/1/2011	6/30/2016	563,446	214,218	Y	134,391	Y	52,856	N
MHA	SOUTHWESTERN CT AGENCY ON AGING	MH Case Management FY12 Nurse	7/1/2011	6/30/2014	176,643	175,764	N	0	N	0	N
MHA	SPURWINK	Young Adult Services FY13	9/1/2012	6/30/2015	870,426	218,659	N	0	N	0	N
MHA	ST MARY'S HOSPITAL CORP	MH Outpatient FY12	7/1/2011	6/30/2016	589,451	196,482	N	0	N	0	N
MHA	ST VINCENT DEPAUL MISSION OF WATERBURY	MH Group Homes FY12	7/1/2011	6/30/2016	3,927,156	1,388,073	N	0	N	0	N
MHA	ST VINCENT DEPAUL PL MIDDLETOWN	MH Supportive Housing FY12	7/1/2011	6/30/2016	965,861	321,951	Y	32,471	N	0	N
MHA	ST VINCENT MEDICAL CTR	MH Acute Inpatient FY12	7/1/2011	6/30/2016	2,553,800	552,750	N	0	N	0	N
MHA	STAMFORD HOSPITAL	MH Acute Inpatient FY12	7/1/2011	6/30/2016	988,286	329,426	N	0	N	0	N
MHA	STRATFORD TOWN TREASURER	Prevention and Intervention F	1/1/2010	6/30/2016	301,250	75,000	Y	75,000	N	0	N
MHA	SUPPORTIVE ENVIRO LIVING FAC INC	MH Supervised Apartments FY12	7/1/2011	6/30/2016	4,118,141	1,440,105	N	0	N	0	N
MHA	THAMES RIVER COMMUNITY SERVICE INC	MH - Supportive Housing FY 13	7/1/2012	6/30/2016	235,173	117,585	N	0	N	0	N
MHA	THE ACCESS AGENCY INC	MH Supportive Housing FY12	7/1/2011	6/30/2016	118,009	39,336	N	0	N	0	N
MHA	THE APT FOUNDATION INC	SA Outpatient FY12	7/1/2011	6/30/2016	15,161,551	5,450,142	Y	1,161,542	N	0	N
MHA	THE CONNECTION INC	Forensic Office of Court Evalu	7/1/2011	6/30/2013	18,000	0	N	0	N	0	N
MHA	THE CONNECTION INC	Foren Pre-Trial Drug Ed/Trmt	7/1/2012	6/30/2014	2,320,000	619,034	N	0	Y	619,034	Y
MHA	THE CONNECTION INC	MH Outpatient FY12	7/1/2011	6/30/2016	25,000,611	8,875,783	Y	1,706,868	Y	581,350	N



<u>Agency</u>	<u>Contractor</u>	<u>Description of Service</u>	<u>Begin DT</u>	<u>Expire DT</u>	<u>Contract Amt</u>	<u>2013 Pymnt</u>	<u>Federal Y or N</u>	<u>Federal Pymnt</u>	<u>Private Y or N</u>	<u>Private Pymnt</u>	<u>Competitively Bid Y or N</u>
MHA	THE CONSULTATION CENTER INC	MH Case Management FY12	7/1/2011	6/30/2016	1,431,918	531,391	Y	255,147	Y	66,667	N
MHA	THE CT WOMENS CONSORTIUM INC	Advocacy and Education FY12	7/1/2011	6/30/2016	2,920,318	973,431	N	0	N	0	N
MHA	THE FAMILY CENTER	MH Residential Support FY12	7/1/2011	6/30/2016	1,265,289	229,470	N	0	N	0	N
MHA	THE GOVERNOR'S PREVENTION PARTNERSHIP	Prevention & Intervention FY12	7/1/2011	6/30/2016	2,068,277	759,834	Y	234,864	Y	415,950	N
MHA	THE KENNEDY CENTER INC	Voc Rehab / Emp Opportunites F	7/11/2011	6/30/2016	1,591,379	524,530	Y	25,207	N	0	N
MHA	THE KENNEDY CENTER INC	Vocational Rehab / Employment	1/5/2010	6/30/2016	1,682,851	368,635	N	0	N	0	Y
MHA	THE LEARNING CLINIC	Young Adult Services FY12	7/1/2011	6/30/2014	1,466,799	112,511	N	0	N	0	N
MHA	THE MAY INSTITUTE	ABI/TBI 12256 FY13	7/1/2012	6/30/2015	2,523,834	784,531	N	0	N	0	N
MHA	THE MULTICULTURAL LEADERSHIP	Primary Prevention FY12	7/1/2011	6/30/2016	917,398	306,733	Y	278,192	N	0	N
MHA	THE OPEN DOOR SHELTER INC	MH Outreach - Homeless FY 13	9/1/2012	6/30/2016	37,500	18,750	Y	18,750	N	0	N
MHA	THOMAS CONSULTANTS LLC	Young Adult Services FY13	10/1/2012	3/31/2014	262,931	150,150	N	0	N	0	N
MHA	TOTAL RENAL CARE OF NEW YORK INC	MH Acquired Brain Injury	7/1/2010	7/31/2013	1,750,000	63,533	N	0	N	0	N
MHA	TOWN OF BRANFORD	Prevention and Intervention F	1/1/2010	6/30/2016	301,250	75,000	Y	75,000	N	0	N
MHA	TOWN OF CLINTON	Prevention and Intervention F	1/1/2010	6/30/2016	299,345	75,000	Y	75,000	N	0	N
MHA	TOWN OF ELLINGTON	Prevention and Intervention FY	1/1/2010	6/30/2016	301,250	75,000	Y	75,000	N	0	N
MHA	TOWN OF ENFIELD	Prevention and Intervention FY	1/1/2010	6/30/2016	301,250	75,000	Y	75,000	N	0	N
MHA	TOWN OF GLASTONBURY	Prevention and Intervention FY	1/1/2010	6/30/2016	300,448	73,931	Y	73,931	N	0	N
MHA	TOWN OF MADISON	Prevention and Intervention FY	1/1/2010	6/30/2016	301,250	75,000	Y	75,000	N	0	N



2013 POS Report  
 DETAILS BY AGENCY  
 Fiscal Year 2013



<u>Agency</u>	<u>Contractor</u>	<u>Description of Service</u>	<u>Begin DT</u>	<u>Expire DT</u>	<u>Contract Amt</u>	<u>2013 Pymnt</u>	<u>Federal Y or N</u>	<u>Federal Pymnt</u>	<u>Private Y or N</u>	<u>Private Pymnt</u>	<u>Competitively Bid Y or N</u>
MHA	TOWN OF NEW LONDON	Prevention & Intervention FY	1/1/2010	6/30/2016	301,250	75,000	Y	75,000	N	0	N
MHA	TOWN OF STAFFORD	SA Outpatient FY12	7/1/2011	6/30/2016	285,375	95,124	Y	20,349	N	0	N
MHA	TRUMBULL TOWN TREASURER	Prevention and Intervention F	1/1/2010	6/30/2016	301,250	75,000	Y	75,000	N	0	N
MHA	TVCCA INC	MH Supportive Housing FY12	7/1/2011	6/30/2016	429,640	143,212	N	0	N	0	N
MHA	UNITED COMMUNITY & FAMILY SERVICES INC	SA Outpatient FY12	7/1/2011	6/30/2016	858,857	279,619	Y	22,500	Y	257,119	N
MHA	UNITED SERVICES INC	MH Emergency/Crisis Services F	7/1/2011	6/30/2016	24,397,416	8,571,620	Y	556,645	N	0	N
MHA	VINFEN OF CONNECTICUT INC	Young Adult Services FY13	7/1/2012	6/30/2016	10,151,275	2,355,174	N	0	N	0	N
MHA	VISTA VOCATIONAL AND LIFE SKILL	Young Adult Services FY12	7/1/2011	6/30/2014	26,720	91,272	N	0	N	0	N
MHA	WATERBURY HOSPITAL	MH Emergency / Crisis Services	7/1/2011	6/30/2016	6,084,655	2,147,558	Y	301,511	N	0	N
MHA	WELLMORE INC	SA Outpatient FY13	7/1/2012	6/30/2016	5,012,108	2,796,412	Y	742,274	N	0	N
MHA	WHEELER CLINIC INC	Tobacco Prevention and Enforce	3/1/2007	6/30/2013	612,346	99,500	Y	99,000	N	0	Y
MHA	WHEELER CLINIC INC	Foren Pre-Trial Drug Ed/Trtmt	7/1/2012	6/30/2014	1,280,000	399,090	N	0	Y	399,090	Y
MHA	WHEELER CLINIC INC	SA Outpatient FY12	7/1/2011	6/30/2016	6,737,395	2,386,318	Y	1,118,130	Y	285,843	N
MHA	WILLIAM W BACKUS HOSPITAL	MH Acute Inpatient FY12	7/1/2011	6/30/2016	26,904	0	N	0	N	0	N
MHA	WILLIAM W BACKUS HOSPITAL	MH Outpatient FY12	7/1/2011	6/30/2016	1,516,345	505,444	N	0	N	0	N
MHA	YALE NEW HAVEN HOSPITAL	MH Acute Inpatient	7/1/2010	6/30/2013	186,450	29,700	N	0	N	0	N
MHA	YALE NEW HAVEN HOSPITAL	MH Acute Inpatient FY12	7/1/2011	6/30/2016	1,086,173	307,722	Y	0	N	0	N
MHA	YALE NEW HAVEN HOSPITAL	Agency Management Services FY1	7/1/2011	6/30/2014	2,074,176	535,088	N	0	N	0	N

STATE OF CONNECTICUT

2013 POS Report  
 DETAILS BY AGENCY  
 Fiscal Year 2013



Agency	Contractor	Description of Service	Begin DT	Expire DT	Contract Amt	2013 Pymnt	Federal Y or N	Federal Pymnt	Private Y or N	Private Pymnt	Competitively Bid Y or N
MHA	YALE NEW HAVEN HOSPITAL	MH Acute Inpatient FY11	7/1/2010	6/30/2015	2,360,473	426,404	N	0	N	0	N
MHA	YALE UNIVERSITY	MH Acute Inpatient FY13	7/1/2012	6/30/2016	435,906	139,605	N	0	N	0	N
MHA	YALE UNIVERSITY	MH Outpatient FY12	7/1/2011	6/30/2016	1,775,913	686,741	N	0	Y	126,000	N
MHA	YALE UNIVERSITY	Voc Rehab/Emp Opportunities FY	7/1/2011	6/30/2016	1,970,623	674,810	N	0	N	0	N
MHA	YALE UNIVERSITY	Agency Management Services	7/1/2012	6/30/2013	15,527,675	15,459,482	Y	440,699	Y	35,000	N
MHA	YOUNG WOMENS CHRISTIAN ASSOC	MH Outreach-Homeless FY12	7/1/2011	6/30/2016	176,654	58,884	N	0	N	0	N
MHA	YOUTH CHALLENGE OF CONNECTICUT	SA Intern / Long Term Trtmt FY	7/1/2011	6/30/2016	92,962	31,086	Y	29,424	N	0	N
<b>MHA - Mental Heath &amp; Addiction Serv. Total: 252</b>					<b>823,798,687</b>	<b>289,213,544</b>		<b>26,655,880</b>		<b>6,073,150</b>	
SDA	EASTERN CT AREA AGENCY ON AGING	State Funded Assistance	7/1/2011	6/30/2016	0	0	N	0	N	0	N
SDA	WESTERN CT AREA AGCY ON AGING	State Funded Assistance for th	7/1/2011	6/30/2016	0	0	N	0	N	0	N
<b>SDA - State Department of Aging Total: 2</b>					<b>0</b>	<b>0</b>		<b>0</b>		<b>0</b>	
SDE	ABCD INC	CHILD DAY CARE FOR ABCD TRANSF	7/1/2011	6/30/2014	7,057,869	2,352,623	N	316,428	N	0	N
SDE	CENTRAL CONNECTICUT COAST YMCA	CHILD DAY CARE FOR CCCYMCA TRA	7/1/2011	6/30/2014	1,326,686	442,229	N	59,480	N	0	N
SDE	CHILD & FAMILY AGENCY SOUTHEASTERN CT	CHILD DAY CARE FOR CHILD AND F	7/1/2011	6/30/2014	444,132	157,297	N	27,758	N	0	N
SDE	CITY OF BRISTOL	CHILD DAY CARE FOR BRISTOL TRA	7/1/2011	6/30/2014	2,139,030	98,779	N	9,181	N	0	N
SDE	CITY OF HARTFORD	CHILD DAY CARE FOR HARTFORD TR	7/1/2011	6/30/2014	4,346,279	1,028,288	N	125,747	N	0	N
SDE	CITY OF MILFORD	CHILD DAY CARE FOR MILFORD TRA	7/1/2011	6/30/2014	1,647,473	535,486	N	70,179	N	0	N



<u>Agency</u>	<u>Contractor</u>	<u>Description of Service</u>	<u>Begin DT</u>	<u>Expire DT</u>	<u>Contract Amt</u>	<u>2013 Pymnt</u>	<u>Federal Y or N</u>	<u>Federal Pymnt</u>	<u>Private Y or N</u>	<u>Private Pymnt</u>	<u>Competitively Bid Y or N</u>
SDE	CITY OF NEW HAVEN	CHILD DAY CARE FOR NEW HAVEN	7/1/2011	6/30/2014	3,636,764	1,171,351	N	163,048	N	0	N
SDE	CITY OF STAMFORD	CHILD DAY CARE FOR STAMFORD T	7/1/2011	6/30/2014	5,683,626	1,894,542	N	254,816	N	0	N
SDE	COMM ACTION COMMITTEE OF DANBURY INC	CHILD DAY CARE SERVICES DANBUR	7/1/2011	6/30/2014	2,289,690	755,171	N	100,841	N	0	N
SDE	COMMUNITY RENEWAL TEAM INC	CHILD DAY CARE FOR CRT MIDDLET	7/1/2011	6/30/2014	594,171	200,304	N	26,941	N	0	N
SDE	COMMUNITY RENEWAL TEAM INC	CHILD DAY CARE FOR CRT-HTFD TR	7/1/2011	6/30/2014	4,424,238	1,446,295	N	191,952	N	0	N
SDE	HALL NEIGHBORHOOD HOUSE INC	CHILD DAY CARE FOR HALL NEIGHB	7/1/2011	6/30/2014	2,636,054	728,375	N	108,972	N	0	N
SDE	HOCKANUM VALLEY CHILD DAY CARE	CHILD DAY CARE FOR HOOKANUM VA	7/1/2011	6/30/2014	500,760	166,920	N	22,451	N	0	N
SDE	HUMAN RESOURCES AGENCY OF	CHILD DAY CARE SERVICES TRANSF	7/1/2011	6/30/2014	2,368,631	728,459	N	89,671	N	0	N
SDE	INTERFAITH SOCIAL ACTION CORPORATION	CHILD DAY CARE FOR ISAC TRANSF	7/1/2011	6/30/2014	2,003,040	667,680	N	89,803	N	0	N
SDE	KANGAROO'S KORNER INC	CHILD DAY CARE FOR KANGAROO'S	7/1/2011	6/30/2014	481,853	102,960	N	13,848	N	0	N
SDE	MANSFIELD TOWN TREASURER	CHILD DAY CARE FOR MANSFIELD 7	7/1/2011	6/30/2014	1,007,136	335,712	N	45,153	N	0	N
SDE	MERIDEN TOWN TREASURER	CHILD DAY CARE FOR MERIDEN TRA	7/1/2011	6/30/2014	1,251,900	417,300	N	56,127	N	0	N
SDE	MT OLIVE CHILD DEV CTR INC	CHILD DAY CARE FOR MT OLIVE CD	7/1/2011	6/30/2014	8,579,446	2,722,909	N	380,740	N	0	N
SDE	NAUGATUCK TOWN TREASURER	CHILD DAY CARE FOR NAUGATUCK T	7/1/2011	6/30/2014	1,001,520	333,840	N	44,901	N	0	N
SDE	NEON	CHILD DAY CARE FOR NEON TRANS	7/1/2011	6/30/2014	4,278,509	1,424,831	N	191,640	N	0	N
SDE	NEW CANAAN TOWN TREASURER	CHILD DAY CARE FOR NEW CANAAN	7/1/2011	6/30/2014	707,555	235,852	N	31,722	N	0	N
SDE	NEW OPPORTUNITIES INC	CHILD DAY CARE FOR NEW OPPORTU	7/1/2011	6/30/2014	4,987,750	1,599,046	N	221,990	N	0	N
SDE	NEWTOWN TOWN TREASURER	CHILD DAY CARE FOR NEWTOWN TRA	7/1/2011	6/30/2014	751,140	232,806	N	33,676	N	0	N



<u>Agency</u>	<u>Contractor</u>	<u>Description of Service</u>	<u>Begin DT</u>	<u>Expire DT</u>	<u>Contract Amt</u>	<u>2013 Pymnt</u>	<u>Federal Y or N</u>	<u>Federal Pymnt</u>	<u>Private Y or N</u>	<u>Private Pymnt</u>	<u>Competitively Bid Y or N</u>
SDE	NORTH HAVEN TOWN TREASURER	CHILD DAY CARE FOR NORTH HAVEN	7/1/2011	6/30/2014	705,618	235,206	N	31,635	N	0	N
SDE	OUR LADY OF FATIMA DAY CARE CTR	TRANSFER DSS 09DSS3001UQ DSS P	7/1/2011	6/30/2014	4,632,160	386,053	N	51,924	N	0	N
SDE	PLAINVILLE DAY CARE CENTER	CHILD DAY CARE FOR PLAINVILLE	7/1/2011	6/30/2014	826,035	275,345	N	37,034	N	0	N
SDE	RIVERFRONT CHILDREN'S CENTER INC	TRANSFER DSS 09DSS3001ZU CHILD	7/1/2011	6/30/2014	617,760	205,920	N	27,696	N	0	N
SDE	SOUTHFIELD CHILDRENS CENTER	CHILD DAY CARE FOR SOUTHFIELD	7/1/2011	6/30/2014	1,162,980	376,974	N	49,736	N	0	N
SDE	ST ANDREW'S UNITED METHODIST CHURCH	CHILD DAY CARE FOR ST. ANDREW'	7/1/2011	6/30/2014	577,387	192,462	N	25,886	N	0	N
SDE	ST MARKS DAY CARE CENTER	CHILD DAY CARE ST. MARK'S TRAN	7/1/2011	6/30/2014	2,251,782	750,594	N	100,955	N	0	N
SDE	STUDENT PARENTING AND FAMILY	CHILD DAY CARE FOR STUDENT PAR	7/1/2011	6/30/2014	777,037	244,736	N	32,917	N	0	N
SDE	TEAM INC	CHILD DAY CARE FOR TEAM TRANSF	7/1/2011	6/30/2014	1,877,850	625,950	N	84,190	N	0	N
SDE	TERRYVILLE - PLYMOUTH DAY CARE CENTER IN	CHILD DAY CARE FOR TERRYVILLE-	7/1/2011	6/30/2014	435,300	135,916	N	17,450	N	0	N
SDE	THE FAMILY CENTER	CENTER TRANSFER DSS 09DSS3001J	7/1/2011	6/30/2014	994,625	335,847	N	45,171	N	0	N
SDE	TORRINGTON TOWN TREASURER	CHILD DAY CARE FOR TORRINGTON	7/1/2011	6/30/2014	751,140	250,380	N	33,676	N	0	N
SDE	TOWN OF BLOOMFIELD	CHILD DAY CARE FOR BLOOMFIELD	7/1/2011	6/30/2014	1,502,280	498,111	N	67,352	N	0	N
SDE	TOWN OF BRANFORD	CHILD DAY CARE FOR BRANFORD TR	7/1/2011	6/30/2014	1,138,441	379,480	N	51,040	N	0	N
SDE	TOWN OF ENFIELD	CHILD DAY CCARE FOR ENFIELD TR	7/1/2011	6/30/2014	2,128,770	718,324	N	99,370	N	0	N
SDE	TOWN OF GUILFORD	CHILD DAY CARE FOR GUILFORD TR	7/1/2011	6/30/2014	600,912	171,328	N	20,421	N	0	N
SDE	TOWN OF HAMDEN	CHILD DAY CARE FOR HAMDEN TRAN	7/1/2011	6/30/2014	751,140	250,380	N	33,676	N	0	N
SDE	TOWN OF MANCHESTER	CHILD DAY CARE FOR MANCHESTER	7/1/2011	6/30/2014	1,264,022	416,335	N	55,168	N	0	N



<u>Agency</u>	<u>Contractor</u>	<u>Description of Service</u>	<u>Begin DT</u>	<u>Expire DT</u>	<u>Contract Amt</u>	<u>2013 Pymnt</u>	<u>Federal Y or N</u>	<u>Federal Pymnt</u>	<u>Private Y or N</u>	<u>Private Pymnt</u>	<u>Competitively Bid Y or N</u>
SDE	TOWN OF NEW MILFORD	CHILD DAY CARE FOR NEW MILFORD	7/1/2011	6/30/2014	955,888	317,482	N	42,701	N	0	N
SDE	TOWN OF SOUTHTINGTON	CHILD DAY CARE FOR SOUTHTINGTON	7/1/2011	6/30/2014	1,126,710	375,570	N	50,514	N	0	N
SDE	TOWN OF WALLINGFORD	CHILD DAY CARE FOR WALLINGFORD	7/1/2011	6/30/2014	1,372,582	457,527	N	61,537	N	0	N
SDE	TOWN OF WINDHAM	CHILD DAY CARE FOR WINDHAM TR	7/1/2011	6/30/2014	2,152,987	617,815	N	89,103	N	0	N
SDE	TVCCA INC	CHILD DAY CARE FOR TVCCA- NE	7/1/2011	6/30/2014	2,179,867	721,245	N	158,416	N	0	N
SDE	TVCCA INC	CHILD DAY CARE FOR TVCCA TRANS	7/1/2011	6/30/2014	5,603,320	1,743,402	N	218,078	N	0	N
SDE	WEST HAVEN TOWN TREASURER	CHILD DAY CARE FOR WEST HAVEN	7/1/2011	6/30/2014	1,791,764	597,906	N	80,418	N	0	N
SDE	WINDHAM REGIONAL COMM COUNCIL	CHILD DAY CARE FOR WINDHAM REG	7/1/2011	6/30/2014	815,340	162,426	N	22,451	N	0	N
SDE	WINSTED AREA CHILD CARE CTR INC	CHILD DAY CARE FOR WINSTED ARE	7/1/2011	6/30/2014	918,715	297,549	N	38,786	N	0	N
SDE	YMCA OF METROPOLITAN HARTFORD	CHILD DAY CARE FOR YMCA OF MET	7/1/2011	6/30/2014	1,914,120	638,040	N	85,816	N	0	N
<b>SDE - State Dept of Education Total: 52</b>					<b>105,971,782</b>	<b>32,157,356</b>		<b>4,390,184</b>		<b>0</b>	
SDR	ABILITY BEYOND DISABILITY	BRS-Voc. Rehab. Serv.	7/1/2011	6/30/2014	1,865,000	61,680	Y	0	N	0	N
SDR	AMERICAN SCHOOL FOR THE DEAF	BRS-Voc. Rehab. Services	7/1/2011	6/30/2014	700,000	0	N	0	N	0	N
SDR	ARC OF MERIDEN - WALLINGFORD INC	BRS-Vocational Rehab. Services	6/1/2011	5/31/2014	100,000	1,774	Y	0	N	0	N
SDR	AREA COOPERATIVE EDUCATIONAL SERVICES	BRS-Voc. Rehab. Services	10/1/2011	9/30/2014	75,000	8,901	Y	0	N	0	N
SDR	ARI OF CONNECTICUT INC	BRS-Voc. Rehab. Services	1/1/2012	12/31/2015	225,000	200	Y	0	N	0	N
SDR	BH CARE INC	BRS-Voc. Rehab. Serv.	1/1/2012	12/31/2015	400,000	6,588	Y	0	N	0	N
SDR	C W RESOURCES INC	Enhanced Employment Opportunit	7/1/2012	6/30/2014	48,925	14,353	N	0	N	0	Y



<u>Agency</u>	<u>Contractor</u>	<u>Description of Service</u>	<u>Begin DT</u>	<u>Expire DT</u>	<u>Contract Amt</u>	<u>2013 Pymnt</u>	<u>Federal Y or N</u>	<u>Federal Pymnt</u>	<u>Private Y or N</u>	<u>Private Pymnt</u>	<u>Competitively Bid Y or N</u>
SDR	C W RESOURCES INC	BRS-Voc. Rehab. Services	7/1/2011	6/30/2014	600,000	14,145	Y	0	N	0	N
SDR	CAPITOL REGION EDUCATION COUNCIL	DORS Assistive Tech evaluation	2/1/2013	9/30/2015	120,000	0	Y	0	N	0	N
SDR	CAPITOL REGION EDUCATION COUNCIL	BRS client services CRP	12/1/2012	11/30/2015	1,000,000	13,722	Y	0	N	0	N
SDR	CCARC INC	BRS Vocational Rehab. Services	7/1/2011	6/30/2014	80,000	0	N	0	N	0	N
SDR	CHAPEL HAVEN INC	BRS-Voc. Rehab. Services	10/1/2011	9/30/2014	30,000	1,344	Y	0	N	0	N
SDR	COMMUNITY ENTERPRISES INC	Bureau of Rehab. Services-Indu	6/15/2011	8/31/2013	294,876	37,534	Y	37,534	N	0	Y
SDR	COMMUNITY ENTERPRISES INC	DoRS VR Industry Specific Trai	4/14/2013	4/13/2015	442,921	0	Y	0	N	0	N
SDR	COMMUNITY ENTERPRISES INC	BRS-Industry Specific Training	6/15/2011	6/14/2013	469,503	100	Y	100	N	0	Y
SDR	COMMUNITY ENTERPRISES INC	Bur. Rehab. Serv.-Industry Spe	8/15/2011	10/31/2013	588,927	76,393	Y	76,393	N	0	Y
SDR	COMMUNITY ENTERPRISES INC	BRS Vocational Rehab. Services	7/1/2011	6/30/2014	736,000	8,921	Y	0	N	0	N
SDR	COMMUNITY MENTAL HEALTH AFFILIATES INC	BRS-Vocational Rehab. Services	6/1/2011	5/31/2014	100,000	0	N	0	N	0	N
SDR	CONNECTICUT INSTITUTE F/T BLIND INC	Assistive Tech evals and train	2/1/2013	9/30/2015	70,000	0	Y	0	N	0	N
SDR	CONNECTICUT STATE INDEPENDENT LIVING	SDR - SILC	10/1/2012	9/30/2013	206,000	154,500	Y	154,500	N	0	N
SDR	CONNECTICUT YOUTH LEADERSHIP PROJECT INC	DORS summer youth leadership e	4/1/2013	9/30/2013	25,000	10,000	Y	10,000	N	0	N
SDR	DAVID BRANDOLINI LLC	Assistive Tech evaluation and	2/1/2013	9/30/2015	50,000	4,286	Y	4,286	N	0	N
SDR	DISABILITIES NETWORK OF E CT	BRS-Voc. Rehab. Services	9/1/2011	8/31/2014	250,000	5,845	Y	0	N	0	N
SDR	DISABILITIES NETWORK OF E CT	BRS Independent Living Center	7/19/2010	9/30/2013	306,158	186,843	Y	76,000	N	0	N
SDR	DISABILITY RESOURCE CENTER	Independent Living Center	7/19/2010	9/30/2013	306,159	186,843	Y	76,000	N	0	N



<u>Agency</u>	<u>Contractor</u>	<u>Description of Service</u>	<u>Begin DT</u>	<u>Expire DT</u>	<u>Contract Amt</u>	<u>2013 Pymnt</u>	<u>Federal Y or N</u>	<u>Federal Pymnt</u>	<u>Private Y or N</u>	<u>Private Pymnt</u>	<u>Competitively Bid Y or N</u>
SDR	EASTER SEAL REHAB CTR OF GRTR WTBY INC	BRS Voc. Rehab. Services	7/1/2011	6/30/2014	500,000	2,047	Y	0	N	0	N
SDR	EASTER SEALS CAPITAL REGION & EASTERN CT	BRS Voc. Rehab. services	7/1/2011	6/30/2014	693,500	6,655	Y	0	N	0	N
SDR	EASTER SEALS GOODWILL INDUST	BRS-Voc. Rehab. Serv.	7/1/2011	6/30/2014	75,000	9,159	Y	0	N	0	N
SDR	EMPLOYMENT DEVELOPMENT SERVICES	BRS VR Community Resource Prov	6/1/2013	5/30/2016	500,000	0	Y	0	N	0	N
SDR	EMPLOYMENT OPTIONS LLC	BRS-Voc. Rehab. Services	10/1/2011	9/30/2014	100,000	9,786	Y	0	N	0	N
SDR	FUTURES INC	BRS-Vocational Rehab. Services	7/1/2011	6/30/2014	0	0	N	0	N	0	N
SDR	GOODWILLOF WESTERN AND NORTHERN	ENHANCED EMPLOYMENT	7/1/2012	6/30/2014	502,040	163,373	N	0	N	0	Y
SDR	GOODWILLOF WESTERN AND NORTHERN	BRS-Voc. Rehab. Services	7/1/2011	6/30/2014	1,900,000	35,798	Y	0	N	0	N
SDR	GREATER NEW HAVEN DISABILITY RIGHTS	BRS Independent Living Center	7/19/2010	9/30/2013	343,525	217,343	Y	106,500	N	0	N
SDR	HARC INC	BRS-Voc. Rehab. Services	7/1/2011	6/30/2014	50,000	9,188	Y	0	N	0	N
SDR	HENRY SCHADLER ASSOC PC	architect services for DORS cl	2/1/2013	1/31/2016	75,000	0	Y	0	N	0	N
SDR	HORIZONS INC	Vocational Rehabilitation	2/1/2010	1/31/2013	75,000	0	N	0	N	0	N
SDR	HUMAN RESOURCES UNLIMITED INC	DoRS BRS VR client services fr	6/1/2013	5/30/2016	500,000	0	Y	0	N	0	N
SDR	INDEPENDENCE NORTHWEST INC	BRS-Independent Living Center	7/19/2010	9/30/2013	314,160	194,843	Y	84,000	N	0	N
SDR	INDEPENDENCE UNLIMITED INC	BRS Independent Living	7/19/2010	9/30/2013	306,158	186,843	Y	76,000	N	0	N
SDR	INDEPENDENCE UNLIMITED INC	BRS Independent Living	7/19/2010	9/30/2013	623,163	0	N	0	N	0	N
SDR	INDEPENDENT LIVING SOLUTIONS LLC	BRS-Voc. Rehab. Services	4/1/2011	3/31/2014	250,500	0	N	0	N	0	N



<u>Agency</u>	<u>Contractor</u>	<u>Description of Service</u>	<u>Begin DT</u>	<u>Expire DT</u>	<u>Contract Amt</u>	<u>2013 Pymnt</u>	<u>Federal Y or N</u>	<u>Federal Pymnt</u>	<u>Private Y or N</u>	<u>Private Pymnt</u>	<u>Competitively Bid Y or N</u>
SDR	JAMES W LOOMIS PHD	BRS-Autism Consultant	4/1/2012	3/31/2014	86,000	11,000	Y	11,000	N	0	N
SDR	JOHN J DRISCOLL UNITED LABOR AGENCY INC	BRS Voc. Rehab. Serv.	9/1/2010	8/31/2013	250,000	0	N	0	N	0	N
SDR	KLINGBERG FAMILY CENTERS INC	BRS client services CRP	10/1/2012	6/30/2015	500,000	0	Y	0	N	0	N
SDR	KUHN EMP OPPORTUNITIES INC	BRS client services CRP	10/1/2012	6/30/2015	500,000	6,656	Y	0	N	0	N
SDR	LIFE QUEST USA INC	BRS-Voc. Rehab. Services	4/1/2011	3/31/2014	250,500	0	N	0	N	0	N
SDR	LITCHFIELD COUNTY ASSOCIATION	BRS-Voc. Rehab. Services	1/1/2012	12/31/2015	75,000	12,049	Y	0	N	0	N
SDR	MAIER DESIGN GROUP LLC	architect services for DORS cl	2/1/2013	1/31/2016	75,000	0	Y	0	N	0	N
SDR	MARC INC OF MANCHESTER	BRS-Vocational Rehab. Services	6/1/2011	5/31/2014	250,000	0	N	0	N	0	N
SDR	MARRAKECH INC	BRS-Voc. Rehab. Service	8/3/2012	9/30/2014	2,004,262	74,524	Y	58,962	N	0	N
SDR	MENTAL HEALTH ASSOCIATION OF CT INC	Vocational Rehab. Services	9/1/2010	8/31/2013	250,000	0	N	0	N	0	N
SDR	NEW ENGLAND BUSINESS ASSOCIATES INC	BRS-Voc. Rehab. Services	4/1/2011	3/31/2014	250,500	0	N	0	N	0	N
SDR	PIERZ ASSOCIATES	Voc Rehab architect services	2/1/2013	1/31/2015	150,000	0	Y	0	N	0	N
SDR	PRIME TIME HOUSE	BRS Voc. Rehab. Services	9/1/2010	8/31/2013	250,000	0	N	0	N	0	N
SDR	PROJECT GENESIS INC	BRS-Voc. Rehab. Services	1/1/2012	12/31/2015	900,000	0	N	0	N	0	N
SDR	PROJECT GENESIS INC	BRS-Voc. Rehab. Services	1/1/2012	12/31/2015	900,000	2,061	Y	0	N	0	N
SDR	REHAB ASSN INC	BRS-Voc. Rehab. Services	6/1/2011	5/31/2014	30,000	0	N	0	N	0	N
SDR	RELIANCE HOUSE INC	BRS-vocational Rehab. Services	1/1/2012	12/31/2016	390,000	0	N	0	N	0	N
SDR	RPM ARCHITECTURE	Voc Rehab architect services f	2/1/2013	1/31/2015	90,000	0	Y	0	N	0	N





<u>Agency</u>	<u>Contractor</u>	<u>Description of Service</u>	<u>Begin DT</u>	<u>Expire DT</u>	<u>Contract Amt</u>	<u>2013 Pymnt</u>	<u>Federal Y or N</u>	<u>Federal Pymnt</u>	<u>Private Y or N</u>	<u>Private Pymnt</u>	<u>Competitively Bid Y or N</u>
SDR	SEABIRD ENTERPRISES INC	BRS-Voc. Rehab. Services	8/1/2011	7/31/2014	250,000	29,523	Y	0	N	0	N
SDR	SEARCH FOR CHANGE INC	DORS client community rehabili	4/1/2013	6/30/2016	500,000	0	Y	0	N	0	N
SDR	SHARP TRAINING INC	BRS-Voc. Rehab. Services	9/1/2011	8/31/2014	300,000	3,696	Y	0	N	0	N
SDR	SOUTHEASTERN EMPLOYMENT SERVICES LLC	DoRS VR Industry Specific Trai	5/1/2013	4/30/2015	641,888	0	Y	0	N	0	N
SDR	SOUTHEASTERN EMPLOYMENT SERVICES LLC	BRS Vocational Rehab. Services	7/1/2011	6/30/2014	3,750,000	191,432	Y	0	N	0	N
SDR	SOUTHWESTERN CT AGENCY ON AGING	Senior Community Service Emplo	7/1/2012	6/30/2014	102,833	0	Y	0	N	0	N
SDR	STAR INC	BRS-Voc. Rehab. Services	7/1/2011	6/30/2014	50,000	19,761	Y	0	N	0	N
SDR	THE ARC OF QUINEBAUG VALLEY INC	DORS comm rehab provider for c	3/1/2013	2/29/2016	700,500	0	Y	0	N	0	N
SDR	THE ARC OF QUINEBAUG VALLEY INC	Vocational Rehabilitation Serv	3/1/2009	3/31/2013	700,500	2,294	Y	0	N	0	N
SDR	THE ARC OF THE FARMINGTON VALLEY INC	BRS-Vocational Rehabilitation	7/1/2011	6/30/2014	200,000	5,205	Y	0	N	0	N
SDR	THE CENTER FOR ADVOCACY RESEARCH	BRS-Voc. Rehab. Services	7/1/2011	6/30/2014	600,000	116,760	Y	0	N	0	N
SDR	THE KENNEDY CENTER INC	Enhanced Employment Opportunit	7/1/2012	6/30/2014	548,733	302,457	N	0	N	98,320	Y
SDR	THE KENNEDY CENTER INC	BRS-Voc. Rehab. Services	7/1/2011	6/30/2014	2,000,000	19,128	Y	0	N	0	N
SDR	THE LAWRENCE ASSOC	architect services for DORS cl	2/1/2013	1/31/2016	100,000	0	Y	0	N	0	N
SDR	THE OPEN DOOR SHELTER INC	BRS client services CRP	10/1/2012	6/30/2015	500,000	0	Y	0	N	0	N
SDR	THE SUPPORTED LIVING GROUP LLC	Voc Rehab client services	1/1/2013	12/31/2016	500,000	0	Y	0	N	0	N
SDR	TRANSITIONAL EMPLOYMENT UNLIMITED INC	BRS-Vocational Rehab. Services	7/1/2011	6/30/2014	3,442,000	42,147	Y	0	N	0	N
SDR	TRINITY HEALTH SERVICES LLC	Vocational Rehab.	1/1/2010	12/31/2012	337,500	0	N	0	N	0	N



<u>Agency</u>	<u>Contractor</u>	<u>Description of Service</u>	<u>Begin DT</u>	<u>Expire DT</u>	<u>Contract Amt</u>	<u>2013 Pymnt</u>	<u>Federal Y or N</u>	<u>Federal Pymnt</u>	<u>Private Y or N</u>	<u>Private Pymnt</u>	<u>Competitively Bid Y or N</u>
SDR	TRINITY HEALTH SERVICES LLC	DoRS client community rehab se	1/1/2013	12/31/2016	500,000	0	Y	0	N	0	N
SDR	TUNNEY ASSOC	architect servicese for DORS c	2/1/2013	1/31/2016	75,000	0	Y	0	N	0	N
SDR	WESTERN CT AREA AGCY ON AGING	BRS-Assistive Technology Servi	7/15/2012	9/30/2014	86,000	68,000	Y	68,000	N	0	N
<b>SDR - Dept. of Rehab. Services Total: 81</b>					<b>38,983,728</b>	<b>2,535,697</b>		<b>839,274</b>		<b>98,320</b>	
<b>Total: 1,333</b>					<b>5,219,805,401</b>	<b>1,534,436,353</b>		<b>168,089,568</b>		<b>8,832,791</b>	