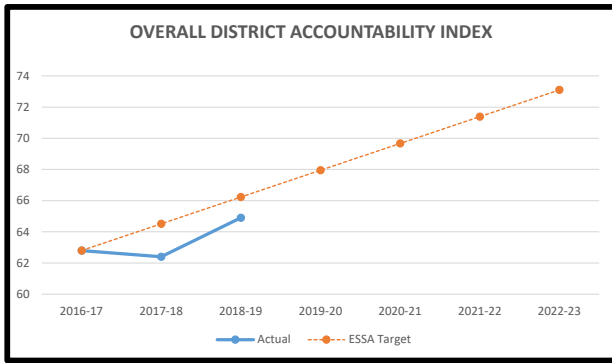
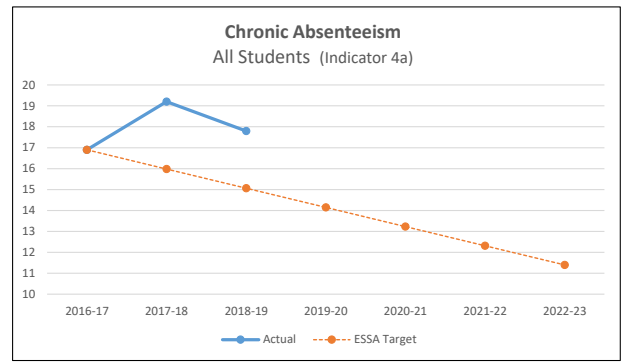


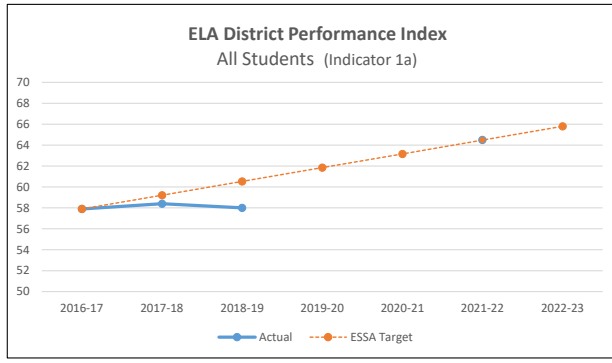
DISTRICT ESSA ACCOUNTABILITY KEY INDICATOR DASHBOARD - MANCHESTER



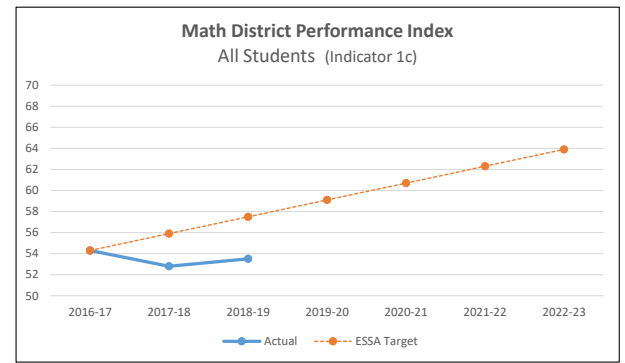
	2016-17	2017-18	2018-19	2019-20	2020-21	2021-22	2022-23
Actual	62.8	62.4	64.9				
ESSA Target	62.8	64.5	66.2	68.0	69.7	71.4	73.1
Difference	0.0	-2.1	-1.3				



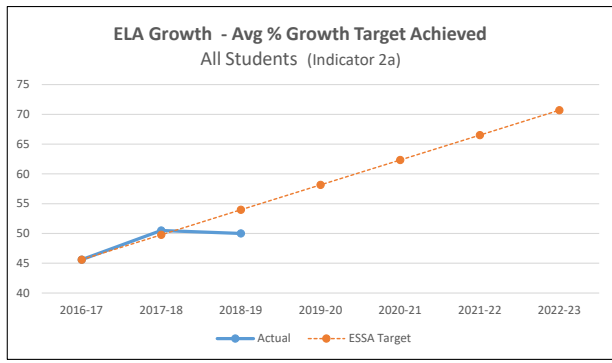
	2016-17	2017-18	2018-19	2019-20	2020-21	2021-22	2022-23
Actual	16.9	19.2	17.8				
ESSA Target	16.9	16.0	15.1	14.2	13.2	12.3	11.4
Difference	0.0	3.2	2.7				



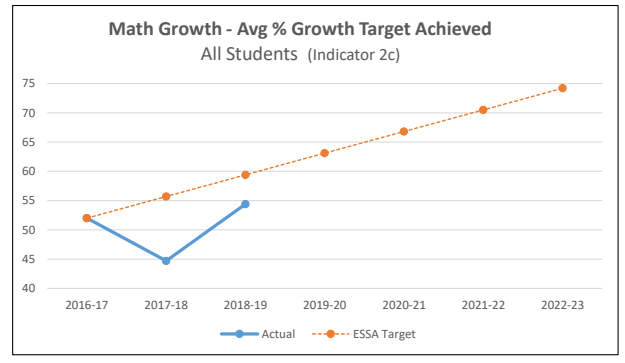
	2016-17	2017-18	2018-19	2019-20	2020-21	2021-22	2022-23
Actual	57.9	58.4	58.0				
ESSA Target	57.9	59.2	60.5	61.9	63.2	64.5	65.8
Difference	0.0	-0.8	-2.5				



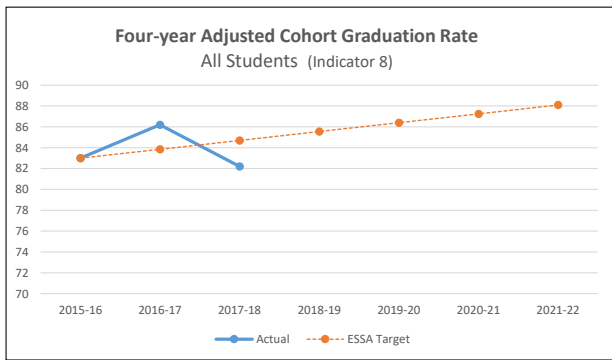
	2016-17	2017-18	2018-19	2019-20	2020-21	2021-22	2022-23
Actual	54.3	52.8	53.5				
ESSA Target	54.3	55.9	57.5	59.1	60.7	62.3	63.9
Difference	0.0	-3.1	-4.0				



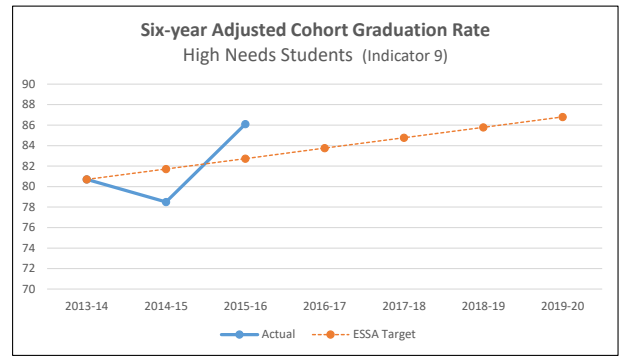
	2016-17	2017-18	2018-19	2019-20	2020-21	2021-22	2022-23
Actual	45.6	50.5	50.0				
ESSA Target	45.6	49.8	54.0	58.2	62.3	66.5	70.7
Difference	0.0	0.7	-4.0				



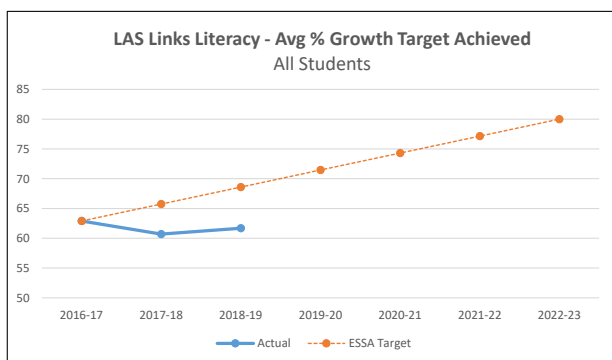
	2016-17	2017-18	2018-19	2019-20	2020-21	2021-22	2022-23
Actual	52.0	44.7	54.4				
ESSA Target	52.0	55.7	59.4	63.1	66.8	70.5	74.2
Difference	0.0	-11.0	-5.0				



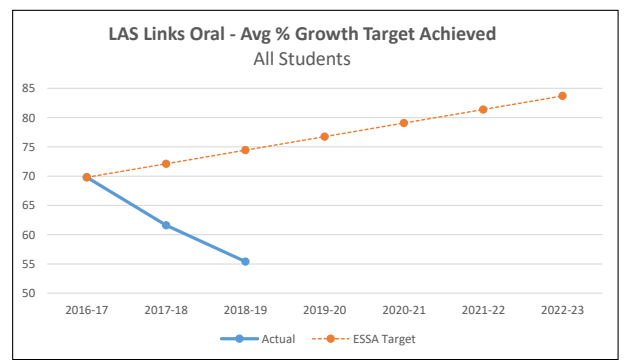
	2015-16	2016-17	2017-18	2018-19	2019-20	2020-21	2021-22
Actual	83.0	86.2	82.2				
ESSA Target	83.0	83.9	84.7	85.6	86.4	87.3	88.1
Difference	0.0	2.4	-2.5				



	2013-14	2014-15	2015-16	2016-17	2017-18	2018-19	2019-20
Actual	80.7	78.5	86.1				
ESSA Target	80.7	81.7	82.7	83.8	84.8	85.8	86.8
Difference	0.0	-3.2	3.4				



	2016-17	2017-18	2018-19	2019-20	2020-21	2021-22	2022-23
Actual	62.9	60.7	61.7				
ESSA Target	62.9	65.8	68.6	71.5	74.3	77.2	80.0
Difference	0.0	-5.1	-6.9				



	2016-17	2017-18	2018-19	2019-20	2020-21	2021-22	2022-23
Actual	69.8	61.6	55.4				
ESSA Target	69.8	72.1	74.4	76.8	79.1	81.4	83.7
Difference	0.0	-10.5	-19.0				