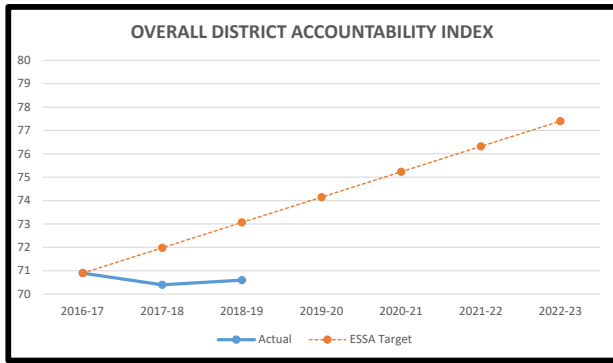
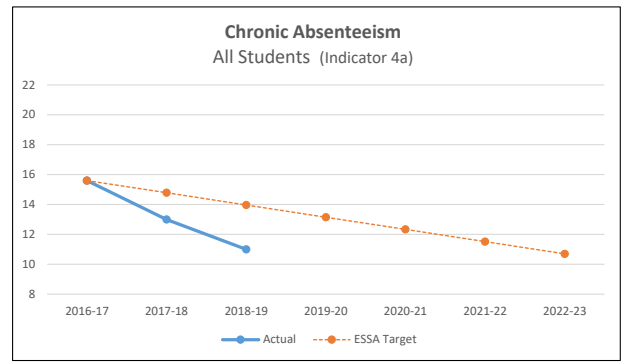


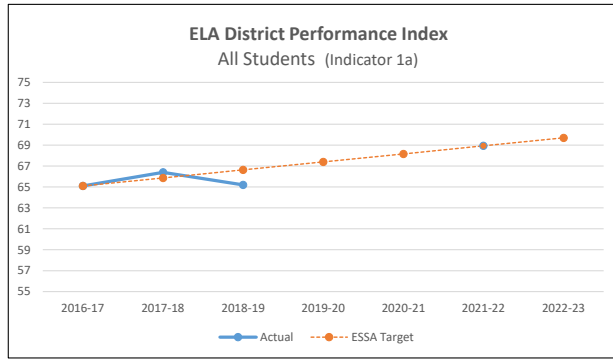
## DISTRICT ESSA ACCOUNTABILITY KEY INDICATOR DASHBOARD - PUTNAM



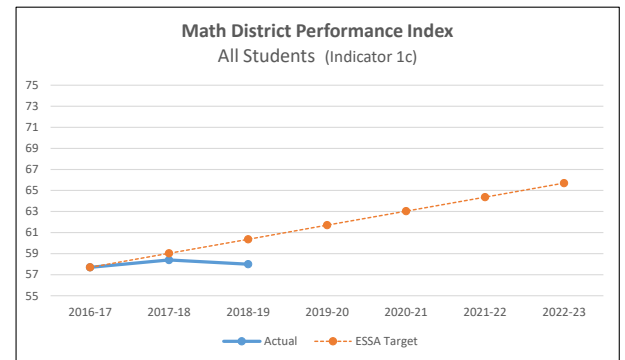
	2016-17	2017-18	2018-19	2019-20	2020-21	2021-22	2022-23
Actual	70.9	70.4	70.6				
ESSA Target	70.9	72.0	73.1	74.2	75.2	76.3	77.4
Difference	0.0	-1.6	-2.5				



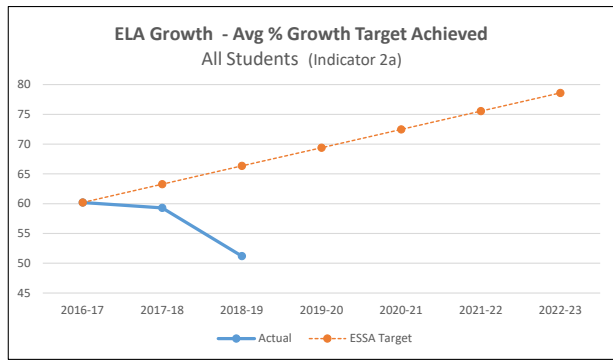
	2016-17	2017-18	2018-19	2019-20	2020-21	2021-22	2022-23
Actual	15.6	13.0	11.0				
ESSA Target	15.6	14.8	14.0	13.2	12.3	11.5	10.7
Difference	0.0	-1.8	-3.0				



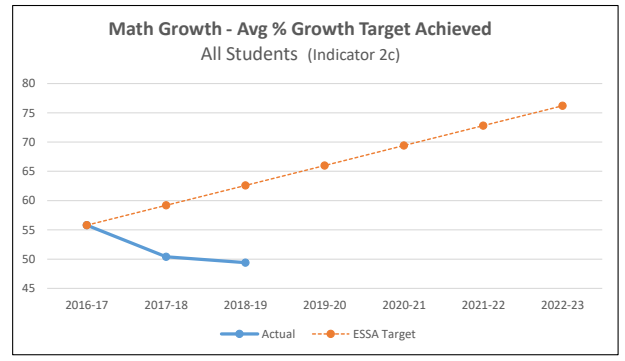
	2016-17	2017-18	2018-19	2019-20	2020-21	2021-22	2022-23
Actual	65.1	66.4	65.2				
ESSA Target	65.1	65.9	66.6	67.4	68.2	68.9	69.7
Difference	0.0	0.5	-1.4				



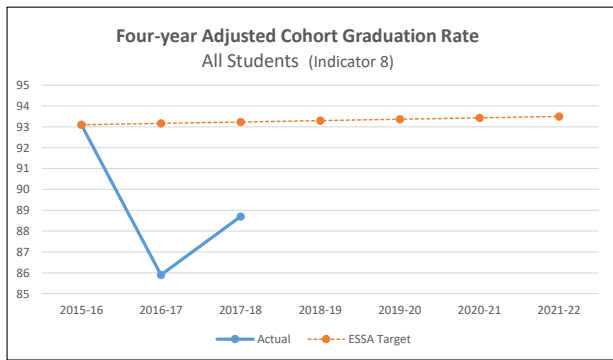
	2016-17	2017-18	2018-19	2019-20	2020-21	2021-22	2022-23
Actual	57.7	58.4	58.0				
ESSA Target	57.7	59.0	60.4	61.7	63.0	64.4	65.7
Difference	0.0	-0.6	-2.4				



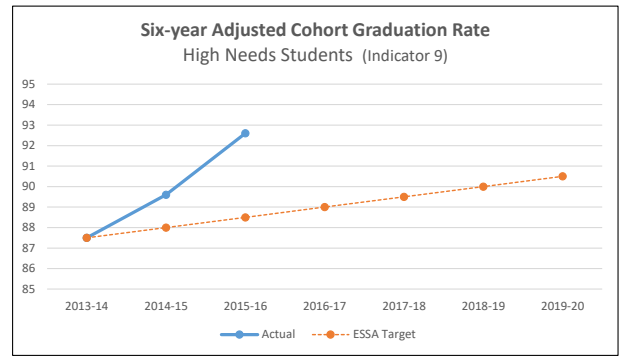
	2016-17	2017-18	2018-19	2019-20	2020-21	2021-22	2022-23
Actual	60.2	59.3	51.2				
ESSA Target	60.2	63.3	66.3	69.4	72.5	75.5	78.6
Difference	0.0	-4.0	-15.1				



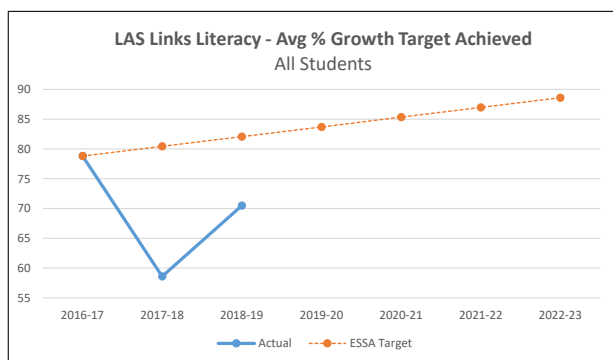
	2016-17	2017-18	2018-19	2019-20	2020-21	2021-22	2022-23
Actual	55.8	50.4	49.4				
ESSA Target	55.8	59.2	62.6	66.0	69.4	72.8	76.2
Difference	0.0	-8.8	-13.2				



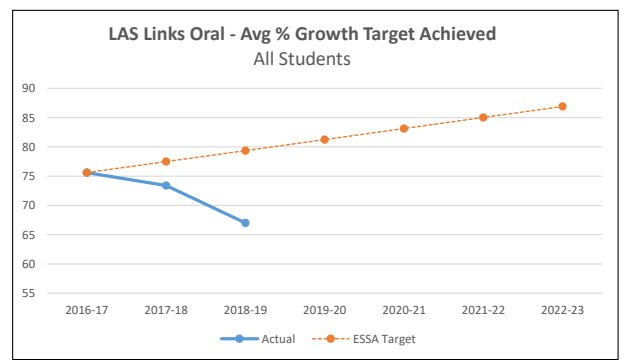
	2015-16	2016-17	2017-18	2018-19	2019-20	2020-21	2021-22
Actual	93.1	85.9	88.7				
ESSA Target	93.1	93.2	93.2	93.3	93.4	93.4	93.5
Difference	0.0	-7.3	-4.5				



	2013-14	2014-15	2015-16	2016-17	2017-18	2018-19	2019-20
Actual	87.5	89.6	92.6				
ESSA Target	87.5	88.0	88.5	89.0	89.5	90.0	90.5
Difference	0.0	1.6	4.1				



	2016-17	2017-18	2018-19	2019-20	2020-21	2021-22	2022-23
Actual	78.8	58.6	70.5				
ESSA Target	78.8	80.4	82.1	83.7	85.3	87.0	88.6
Difference	0.0	-21.8	-11.6				



	2016-17	2017-18	2018-19	2019-20	2020-21	2021-22	2022-23
Actual	75.6	73.4	67.0				
ESSA Target	75.6	77.5	79.4	81.3	83.1	85.0	86.9
Difference	0.0	-4.1	-12.4				