



STATE OF CONNECTICUT  
SECRETARY OF THE STATE

---

---

STATEMENT OF VOTE

GENERAL ELECTION

November 4, 1986

---

TABULATED FROM RETURNS AS RECORDED BY THE MODERATORS  
AND FILED WITH THE OFFICE OF SECRETARY OF THE STATE

---

PRINTED IN COMPLIANCE WITH STATUTE

---

HARTFORD



Prepared and Paid for by the

SECRETARY OF THE STATE

Julia H. Tashjian

Secretary of the State

TABLE OF CONTENTS

---

	Pages
Vote for State Officers.....	5 - 30
Vote for United States Senator.....	31 - 36
Vote for Representatives in Congress.....	37 - 41
Vote for State Senators.....	42 - 50
Vote for State Representatives.....	51 - 73
Vote for Sheriffs.....	74 - 78
Vote for Judges of Probate.....	79 - 94
Vote for Registrars of Voters.....	95 - 114
Vote for State Question and Proposed Constitutional Amendments.....	115 - 119
Election Day Registration, Turnout, and Absentee Ballot Statistics.....	120 - 124
Board of Canvassers' Certifications.....	125 - 141

**PARTY DESIGNATIONS**

---

**Democratic** (D)

**Republican** (R)

**Libertarian** (L)

**Unaffiliated** (U)

**Green** (G)

**Petitioning  
Candidate** (P.C.)  
(i.e., no party  
designation)



VOTE FOR STATE OFFICERS, NOVEMBER 4, 1986  
FIRST CONGRESSIONAL DISTRICT

TOWNS	Libertarian Party						Unaffiliated Party					
	No Nomination for Governor	No Nomination for Lieutenant Governor	No Nomination for Secretary of the State	Treasurer for Thomas S. Ross	No Nomination for Comptroller	No Nomination for Attorney General	Frank Longo for Governor	Tullio J. Belardinelli for Lieutenant Governor	Joanne Chelodnik for Secretary of the State	M. Leroy Staib for Treasurer	Salvatore DiBetta for Comptroller	No Nomination for Attorney General
Berlin				35			87	87	32	36		
Bloomfield				38			52	52	22	30		
Cromwell				12			35	35	17	22		
East Hampton				25			25	25	17	16		
East Hartford				52			135	135	63	82		
East Windsor				22			29	29	26	32		
Glastonbury				70			105	105	46	59		
Hartford				105			199	199	108	147		
Hebron				19			25	25	15	17		
Manchester				103			197	197	83	95		
Marlborough				5			17	17	4	6		
Newington				54			129	129	45	57		
Portland				13			41	41	11	23		
Rocky Hill				16			45	45	0	25		
South Windsor				46			78	78	32	40		
West Hartford				125			219	219	93	103		
Wethersfield				60			137	137	49	79		
Windsor				59			115	115	48	53		
Totals				859			1,670	1,670	711	922		

VOTE FOR STATE OFFICERS, NOVEMBER 4, 1986  
SECOND CONGRESSIONAL DISTRICT

TOWNS	Democratic Party										Republican Party													
	William A. O'Neill for Governor	Joseph J. Fauliso for Lieutenant Governor	Julia H. Tashjian for Secretary of the State	Francisco L. Borges for Treasurer	J. Edward Caldwell for Comptroller	Joe Lieberman for Attorney General	Julie D. Belaga for Governor	E. Clayton "Skip" Gengras, Jr. for Lieutenant Governor	Pauline Kexer for Secretary of the State	Sebastian J. Garatalo for Treasurer	Gary A. Franks for Comptroller	Richard E. Arnold for Attorney General	William A. O'Neill for Governor	Joseph J. Fauliso for Lieutenant Governor	Julia H. Tashjian for Secretary of the State	Francisco L. Borges for Treasurer	J. Edward Caldwell for Comptroller	Joe Lieberman for Attorney General	Julie D. Belaga for Governor	E. Clayton "Skip" Gengras, Jr. for Lieutenant Governor	Pauline Kexer for Secretary of the State	Sebastian J. Garatalo for Treasurer	Gary A. Franks for Comptroller	Richard E. Arnold for Attorney General
Andover	485	485	462	439	432	556	342	342	329	335	352	258	485	485	462	439	432	556	342	342	329	335	352	258
Ashford	710	710	677	649	640	777	406	406	373	378	401	301	710	710	677	649	640	777	406	406	373	378	401	301
Bolton	866	866	761	706	732	958	671	671	702	743	726	548	866	866	761	706	732	958	671	671	702	743	726	548
Bosrah	525	525	534	522	520	581	370	370	344	345	354	302	525	525	534	522	520	581	370	370	344	345	354	302
Brooklyn	1,077	1,077	1,035	978	987	1,058	741	741	714	746	734	689	1,077	1,077	1,035	978	987	1,058	741	741	714	746	734	689
Canterbury	665	665	619	593	586	683	580	580	569	584	599	526	665	665	619	593	586	683	580	580	569	584	599	526
Chaplin	288	288	266	250	263	323	255	255	239	257	242	208	288	288	266	250	263	323	255	255	239	257	242	208
Chester	644	644	561	504	541	719	490	490	522	580	545	409	644	644	561	504	541	719	490	490	522	580	545	409
Colchester	2,241	2,241	2,066	1,937	1,931	2,485	1,167	1,167	1,160	1,250	1,295	854	2,241	2,241	2,066	1,937	1,931	2,485	1,167	1,167	1,160	1,250	1,295	854
Columbia	1,006	1,006	920	898	880	1,091	590	590	611	610	637	478	1,006	1,006	920	898	880	1,091	590	590	611	610	637	478
Coventry	1,799	1,799	1,700	1,649	1,610	1,980	1,088	1,088	1,057	1,062	1,147	846	1,799	1,799	1,700	1,649	1,610	1,980	1,088	1,088	1,057	1,062	1,147	846
Deep River	925	925	847	815	823	1,010	706	706	701	739	721	590	925	925	847	815	823	1,010	706	706	701	739	721	590
Durham	1,151	1,151	1,018	848	960	1,231	817	817	856	1,066	907	706	1,151	1,151	1,018	848	960	1,231	817	817	856	1,066	907	706
Eastford	225	225	203	198	192	248	293	293	294	294	298	254	225	225	203	198	192	248	293	293	294	294	298	254
East Haddam	1,394	1,394	1,366	1,232	1,276	1,589	874	874	810	940	911	643	1,394	1,394	1,366	1,232	1,276	1,589	874	874	810	940	911	643
East Lyme	2,700	2,700	2,507	2,430	2,431	2,926	2,228	2,228	2,148	2,170	2,214	1,823	2,700	2,700	2,507	2,430	2,431	2,926	2,228	2,228	2,148	2,170	2,214	1,823
Carried Fwd.	16,701	16,701	15,542	14,648	14,804	18,215	11,618	11,618	11,429	12,099	12,083	9,435	16,701	16,701	15,542	14,648	14,804	18,215	11,618	11,618	11,429	12,099	12,083	9,435

VOTE FOR STATE OFFICERS, NOVEMBER 4, 1986  
SECOND CONGRESSIONAL DISTRICT

TOWNS	Democratic Party										Republican Party									
	William A. O'Neill for Governor	Joseph J. Pauliso for Lieutenant Governor	Julia H. Tashjian for Secretary of the State	Francisco L. Borges for Treasurer	J. Edward Caldwell for Comptroller	Joe Lieberman for Attorney General	Julie D. Balaga for Governor	E. Clayton "Skip" Gengras, Jr. for Lieutenant Governor	Pauline Kezer for Secretary of the State	Sebastian J. Garafalo for Treasurer	Gary A. Franks for Comptroller	Richard E. Arnold for Attorney General								
Brought Fwd.	16,701	16,701	15,542	14,648	14,804	18,215	11,618	11,618	11,429	12,099	12,083	9,435								
Ellington	1,836	1,836	1,705	1,622	1,620	2,094	1,350	1,350	1,290	1,347	1,396	1,012								
Essex	942	942	976	932	930	1,218	1,131	1,113	1,113	1,151	1,142	920								
Franklin	392	392	394	365	372	439	354	324	336	336	342	295								
Griswold	1,406	1,406	1,387	1,353	1,325	1,487	790	662	683	725	602	602								
Groton	5,272	5,272	4,654	4,516	4,467	5,228	3,486	3,599	3,539	3,745	3,179	3,179								
Haddam	1,639	1,639	1,528	1,254	1,425	1,782	938	958	1,252	1,064	766	766								
Hampton	277	277	257	246	244	285	245	243	256	255	227	227								
Killingly	2,437	2,437	2,319	2,282	2,262	2,435	1,349	1,288	1,319	1,347	1,232	1,232								
Lebanon	1,130	1,130	998	970	965	1,216	891	929	946	958	763	763								
Ledyard	2,203	2,203	1,821	1,672	1,680	2,046	1,678	1,770	1,844	1,864	1,613	1,613								
Lisbon	600	600	611	582	563	685	426	352	366	383	297	297								
Lyme	356	356	311	291	266	392	464	487	494	521	415	415								
Mansfield	2,753	2,753	2,566	2,550	2,493	2,993	1,441	1,366	1,315	1,423	1,066	1,066								
Carried Fwd.	37,944	37,944	35,069	33,283	33,416	40,515	26,161	25,810	26,947	27,248	21,822	21,822								



VOTE FOR STATE OFFICERS, NOVEMBER 4, 1986  
SECOND CONGRESSIONAL DISTRICT

TOWNS	Democratic Party					Republican Party						
	William A. O'Reilly for Governor	Joseph J. Pauliso for Lieutenant Governor	Julia H. Tashjian for Secretary of the State	Francisco L. Borges for Treasurer	J. Edward Caldwell for Comptroller	Joe Lieberman for Attorney General	Julie D. Belaga for Governor	E. Clayton "Skip" Gengras, Jr. for Lieutenant Governor	Pauline Kezer for Secretary of the State	Sebastian J. Garafalo for Treasurer	Gary A. Franks for Comptroller	Richard B. Arnold for Attorney General
Brought Fwd.	37,944	37,944	35,069	33,283	33,416	40,515	26,161	26,161	25,810	26,947	27,248	21,822
Middlefield	1,003	1,003	935	816	913	1,096	655	655	656	806	691	538
Middletown	8,751	8,751	8,205	6,216	7,729	9,185	3,774	3,774	3,699	6,024	4,128	2,999
Montville	2,936	2,936	2,796	2,731	2,735	3,165	1,560	1,560	1,471	1,484	1,491	1,170
New London	4,330	4,330	4,067	3,932	3,868	4,402	1,966	1,966	1,765	1,804	1,874	1,541
North Stonington	824	824	640	643	624	735	622	622	714	688	721	639
Norwich	6,729	6,729	6,413	6,170	6,145	6,871	3,370	3,370	3,031	3,146	3,169	2,647
Old Lyme	1,250	1,250	1,161	1,092	1,078	1,409	1,344	1,344	1,333	1,371	1,403	1,149
Old Saybrook	1,642	1,642	1,494	1,395	1,421	1,822	1,802	1,802	1,822	1,906	1,876	1,570
Plainfield	2,268	2,268	2,214	2,158	2,157	2,346	1,175	1,175	1,074	1,084	1,100	983
Pomfret	491	491	429	400	397	452	482	482	525	532	547	498
Preston	704	704	654	612	602	763	614	614	582	605	616	499
Putnam	1,942	1,942	1,899	1,839	1,819	1,888	975	975	911	935	967	929
Salem	620	620	580	547	536	671	398	398	378	390	420	307
Scotland	272	272	255	251	251	291	167	167	171	172	174	141
Sprague	657	657	646	639	614	699	329	329	293	299	311	252
Carried Fwd.	72,363	72,363	67,457	62,724	64,305	76,310	45,394	45,394	44,235	48,193	46,736	37,684

VOTE FOR STATE OFFICERS, NOVEMBER 4, 1986  
SECOND CONGRESSIONAL DISTRICT

TOWNS	Democratic Party										Republican Party																			
	William A. O'Neill for Governor	Joseph J. Pauliso for Lieutenant Governor	Julia H. Tashjian for Secretary of the State	Francisco L. Borges for Treasurer	J. Edward Caldwell for Comptroller	Joe Lieberman for Attorney General	Julie D. Belaga for Governor	E. Clayton "Skip" Gendras, Jr. for Lieutenant Governor	Pauline Kezer for Secretary of the State	Sebastian J. Garafalo for Treasurer	Gary A. Franks for Comptroller	Richard E. Arnold for Attorney General	William A. O'Neill for Governor	Joseph J. Pauliso for Lieutenant Governor	Julia H. Tashjian for Secretary of the State	Francisco L. Borges for Treasurer	J. Edward Caldwell for Comptroller	Joe Lieberman for Attorney General	Julie D. Belaga for Governor	E. Clayton "Skip" Gendras, Jr. for Lieutenant Governor	Pauline Kezer for Secretary of the State	Sebastian J. Garafalo for Treasurer	Gary A. Franks for Comptroller	Richard E. Arnold for Attorney General						
Brought Fwd.	72,363	72,363	67,457	62,724	64,305	76,310	45,394	45,394	44,235	48,193	46,736	37,684	72,363	72,363	67,457	62,724	64,305	76,310	45,394	45,394	44,235	48,193	46,736	37,684	72,363	72,363	67,457	62,724	64,305	76,310
Stafford	2,302	2,302	2,310	2,290	2,296	2,583	1,344	1,344	1,166	1,142	1,174	962	2,302	2,302	2,310	2,290	2,296	2,583	1,344	1,344	1,166	1,142	1,174	962	2,302	2,302	2,310	2,290	2,296	2,583
Starling	302	302	289	279	282	306	237	237	230	227	232	214	302	302	289	279	282	306	237	237	230	227	232	214	302	302	289	279	282	306
Stonington	3,622	3,622	3,215	3,191	3,201	3,470	2,337	2,337	2,407	2,366	2,389	2,210	3,622	3,622	3,215	3,191	3,201	3,470	2,337	2,337	2,407	2,366	2,389	2,210	3,622	3,622	3,215	3,191	3,201	3,470
Thompson	1,882	1,882	1,756	1,721	1,703	1,774	1,008	1,008	991	966	1,001	962	1,882	1,882	1,756	1,721	1,703	1,774	1,008	1,008	991	966	1,001	962	1,882	1,882	1,756	1,721	1,703	1,774
Tolland	2,021	2,021	1,848	1,725	1,720	2,302	1,390	1,390	1,376	1,470	1,497	1,028	2,021	2,021	1,848	1,725	1,720	2,302	1,390	1,390	1,376	1,470	1,497	1,028	2,021	2,021	1,848	1,725	1,720	2,302
Union	131	131	128	109	119	147	135	135	129	146	138	115	131	131	128	109	119	147	135	135	129	146	138	115	131	131	128	109	119	147
Vernon	5,559	5,559	5,222	4,966	4,964	6,330	3,428	3,428	3,303	3,472	3,516	2,445	5,559	5,559	5,222	4,966	4,964	6,330	3,428	3,428	3,303	3,472	3,516	2,445	5,559	5,559	5,222	4,966	4,964	6,330
Voluntown	311	311	320	302	300	343	211	211	181	196	201	166	311	311	320	302	300	343	211	211	181	196	201	166	311	311	320	302	300	343
Waterford	3,955	3,955	3,821	3,711	3,606	4,192	2,595	2,595	2,228	2,477	2,606	2,169	3,955	3,955	3,821	3,711	3,606	4,192	2,595	2,595	2,228	2,477	2,606	2,169	3,955	3,955	3,821	3,711	3,606	4,192
Westbrook	981	981	830	789	808	1,105	1,081	1,081	1,115	1,138	1,139	913	981	981	830	789	808	1,105	1,081	1,081	1,115	1,138	1,139	913	981	981	830	789	808	1,105
Willington	936	936	877	826	812	1,046	622	622	589	612	663	475	936	936	877	826	812	1,046	622	622	589	612	663	475	936	936	877	826	812	1,046
Windham	4,240	4,240	4,066	3,994	3,873	4,411	1,894	1,894	1,716	1,745	1,748	1,433	4,240	4,240	4,066	3,994	3,873	4,411	1,894	1,894	1,716	1,745	1,748	1,433	4,240	4,240	4,066	3,994	3,873	4,411
Woodstock	835	835	815	744	759	829	1,015	1,015	962	1,014	1,018	965	835	835	815	744	759	829	1,015	1,015	962	1,014	1,018	965	835	835	815	744	759	829
Totals	99,440	99,440	92,954	87,371	88,748	105,148	62,691	62,691	60,628	65,164	64,058	51,741	99,440	99,440	92,954	87,371	88,748	105,148	62,691	62,691	60,628	65,164	64,058	51,741	99,440	99,440	92,954	87,371	88,748	105,148

VOTE FOR STATE OFFICERS, NOVEMBER 4, 1986  
SECOND CONGRESSIONAL DISTRICT

	Libertarian Party					Unaffiliated Party						
	No Nomination for Governor	No Nomination for Lieutenant Governor	No Nomination for Secretary of the State	Thomas S. Ross for Treasurer	No Nomination for Comptroller	No Nomination for Attorney General	No Nomination for Governor	Tullio J. Belardinelli for Lieutenant Governor	Joanne Chelodnik for Secretary of the State	M. Leroy Stalb for Treasurer	Salvatore Dibetta for Comptroller	No Nomination for Attorney General
Andover				10			4	3	2	3		
Ashford				15			8	10	4	7		
Bolton				12			15	4	1	6		
Bozrah				9			6	3	3	2		
Brooklyn				13			11	6	8	13		
Canterbury				6			10	10	6	10		
Chaplin				5			7	4	2	3		
Chester				10			21	8	5	9		
Colchester				30			42	18	12	11		
Columbia				9			28	10	8	8		
Coventry				22			38	25	22	21		
Deep River				9			15	9	8	13		
Durham				7			20	11	6	13		
Eastford				3			4	3	4	3		
East Haddam				9			24	13	7	5		
East Lyme				33			44	15	13	12		
Carried Fwd.				202			297	152	111	139		

TOWNS

VOTE FOR STATE OFFICERS, NOVEMBER 4, 1986  
SECOND CONGRESSIONAL DISTRICT

TOWNS	Libertarian Party				Unaffiliated Party					
	No Nomination for Governor	No Nomination for Lieutenant Governor	No Nomination for Secretary of the State	Thomas S. Ross for Treasurer	Frank Longo for Governor	Tullio J. Belardinelli for Lieutenant Governor	Joanne Cheladnik for Secretary of the State	M. Leroy Stalb for Treasurer	Salvatore DiBetta for Comptroller	No Nomination for Attorney General
Brought Fwd.				202	297	297	152	111	139	
Ellington				18	41	41	24	23	17	
Essex				15	19	19	9	7	10	
Franklin				5	5	5	3	5	6	
Griswold				11	16	16	11	8	12	
Groton				80	86	86	58	46	53	
Haddam				16	26	26	13	15	13	
Hampton				2	7	7	1	1	1	
Killingly				21	28	28	12	8	11	
Lebanon				20	28	28	15	7	11	
Ledyard				30	25	25	23	0	22	
Lisbon				3	0	0	6	7	10	
Lyme				4	6	6	6	3	4	
Mansfield				40	46	46	29	29	34	
Carried Fwd.				467	630	630	362	270	343	

VOTE FOR STATE OFFICERS, NOVEMBER 4, 1986  
SECOND CONGRESSIONAL DISTRICT

	Libertarian Party					Unaffiliated Party						
	No Nomination for Governor	No Nomination for Lieutenant Governor	No Nomination for Secretary of the State	Thomas S. Ross for Treasurer	No Nomination for Comptroller	No Nomination for Attorney General	No Nomination for Lieutenant Governor	Tullio J. Belardinelli for Governor	No Nomination for Secretary of the State	M. Leroy Stalb for Treasurer	Salvatore Dibetta for Comptroller	No Nomination for Attorney General
Brought Fwd.				467			630	362	270	343		
Middlefield				18			20	10	4	9		
Middletown				93			126	74	44	89		
Montville				29			48	17	14	21		
New London				44			46	43	29	42		
North Stonington				14			12	7	3	4		
Norwich				58			86	69	53	77		
Old Lyme				15			25	7	4	5		
Old Saybrook				14			0	8	12	9		
Plainfield				17			22	15	10	11		
Pomfret				9			14	5	10	9		
Preston				9			19	8	5	10		
Putnam				14			15	11	13	14		
Salem				4			9	6	8	4		
Scotland				2			5	4	5	3		
Sprague				2			6	4	3	7		
Carried Fwd.				809			1,083	650	487	657		

VOTE FOR STATE OFFICERS, NOVEMBER 4, 1986  
SECOND CONGRESSIONAL DISTRICT

TOWNS	Libertarian Party					Unaffiliated Party						
	No Nomination for Governor	No Nomination for Lieutenant Governor	No Nomination for Secretary of the State	Treasurer for Thomas S. Ross	No Nomination for Comptroller	No Nomination for Attorney General	No Nomination for Governor	Tullio J. Belardinelli for Lieutenant Governor	Joanne Chelodnik for Secretary of the State	M. Leroy Stalb for Treasurer	Salvatore DiBetta for Comptroller	No Nomination for Attorney General
Brought Fwd.				809			1,083	1,083	650	487	657	
Stafford				18			35	35	14	13	17	
Sterling				7			4	4	1	1	1	
Stonington				22			26	26	22	28	29	
Thompson				30			19	19	21	21	24	
Tolland				15			44	44	13	14	14	
Union				3			4	4	3	4	3	
Vernon				49			105	105	39	35	43	
Voluntown				7			3	3	4	2	2	
Waterford				37			65	65	32	26	29	
Westbrook				18			30	30	18	19	19	
Willington				13			21	21	15	14	11	
Windham				28			48	48	30	32	30	
Woodstock				16			20	20	17	10	10	
Totals				1,072			1,507	1,507	879	706	889	

VOTE FOR STATE OFFICERS, NOVEMBER 4, 1986  
THIRD CONGRESSIONAL DISTRICT

TOWNS	Democratic Party										Republican Party																							
	William A. O'Neill for Governor	Joseph J. Fauliso for Lieutenant Governor	Julia H. Tashjian for Secretary of the State	Francisco L. Borges for Treasurer	J. Edward Caldwell for Comptroller	Joe Lieberman for Attorney General	Julie D. Balaga for Governor	E. Clayton "Skip" Gangras, Jr. for Lieutenant Governor	Pauline Kezer for Secretary of the State	Sebastian J. Garafalo for Treasurer	Gary A. Tranks for Comptroller	Richard E. Arnold for Attorney General	William A. O'Neill for Governor	Joseph J. Fauliso for Lieutenant Governor	Julia H. Tashjian for Secretary of the State	Francisco L. Borges for Treasurer	J. Edward Caldwell for Comptroller	Joe Lieberman for Attorney General	Julie D. Balaga for Governor	E. Clayton "Skip" Gangras, Jr. for Lieutenant Governor	Pauline Kezer for Secretary of the State	Sebastian J. Garafalo for Treasurer	Gary A. Tranks for Comptroller	Richard E. Arnold for Attorney General										
Branford	5,170	5,170	5,046	4,873	4,883	5,834	3,991	3,991	3,673	3,804	3,113	5,170	5,170	5,046	4,873	4,883	5,834	3,991	3,991	3,673	3,804	3,113	5,170	5,170	5,046	4,873	4,883	5,834	3,991	3,991	3,673	3,804	3,113	
Clinton	2,042	2,042	1,784	1,684	1,673	2,286	1,716	1,716	1,691	1,802	1,332	2,042	2,042	1,784	1,684	1,673	2,286	1,716	1,716	1,691	1,802	1,332	2,042	2,042	1,784	1,684	1,673	2,286	1,716	1,716	1,691	1,802	1,332	
East Haven	5,001	5,001	4,985	4,912	4,891	5,602	3,155	3,155	2,819	2,889	2,408	5,001	5,001	4,985	4,912	4,891	5,602	3,155	3,155	2,819	2,889	2,408	5,001	5,001	4,985	4,912	4,891	5,602	3,155	3,155	2,819	2,889	2,408	
Guilford	2,823	2,822	2,707	2,557	2,546	3,486	3,293	3,293	3,043	3,181	2,490	2,823	2,822	2,707	2,557	2,546	3,486	3,293	3,293	3,043	3,181	2,490	2,823	2,822	2,707	2,557	2,546	3,486	3,293	3,293	3,043	3,181	2,490	
Hamden	11,090	11,090	10,844	10,552	10,496	12,578	7,551	7,551	6,840	7,148	5,636	11,090	11,090	10,844	10,552	10,496	12,578	7,551	7,551	6,840	7,148	5,636	11,090	11,090	10,844	10,552	10,496	12,578	7,551	7,551	6,840	7,148	5,636	
Killingworth	879	879	795	706	736	1,040	757	757	778	841	593	879	879	795	706	736	1,040	757	757	778	841	593	879	879	795	706	736	1,040	757	757	778	841	593	
Madison	2,357	2,357	1,979	1,871	1,874	2,725	3,055	3,055	3,069	3,145	2,490	2,357	2,357	1,979	1,871	1,874	2,725	3,055	3,055	3,069	3,145	2,490	2,357	2,357	1,979	1,871	1,874	2,725	3,055	3,055	3,069	3,145	2,490	
Milford	8,662	8,662	7,765	7,424	7,577	9,125	7,150	7,150	6,963	7,150	6,055	8,662	8,662	7,765	7,424	7,577	9,125	7,150	7,150	6,963	7,150	6,055	8,662	8,662	7,765	7,424	7,577	9,125	7,150	7,150	6,963	7,150	6,055	
New Haven	21,552	21,552	21,429	21,184	20,863	22,819	7,172	7,172	5,459	5,459	4,778	21,552	21,552	21,429	21,184	20,863	22,819	7,172	7,172	5,459	5,459	4,778	21,552	21,552	21,429	21,184	20,863	22,819	7,172	7,172	5,459	5,459	4,778	
North Branford	2,008	2,008	1,869	1,772	1,800	2,316	1,738	1,738	1,681	1,728	1,369	2,008	2,008	1,869	1,772	1,800	2,316	1,738	1,738	1,681	1,728	1,369	2,008	2,008	1,869	1,772	1,800	2,316	1,738	1,738	1,681	1,728	1,369	
North Haven	3,773	3,773	3,731	3,580	3,584	4,534	4,412	4,412	4,083	4,205	3,503	3,773	3,773	3,731	3,580	3,584	4,534	4,412	4,412	4,083	4,205	3,503	3,773	3,773	3,731	3,580	3,584	4,534	4,412	4,412	4,083	4,205	3,503	
Orange	2,354	2,354	2,226	2,105	2,146	2,720	3,029	3,029	2,907	2,979	2,560	2,354	2,354	2,226	2,105	2,146	2,720	3,029	3,029	2,907	2,979	2,560	2,354	2,354	2,226	2,105	2,146	2,720	3,029	3,029	2,907	2,979	2,560	
Stratford	10,438	10,438	9,254	8,769	9,458	10,196	7,681	7,681	7,876	8,257	7,284	10,438	10,438	9,254	8,769	9,458	10,196	7,681	7,681	7,876	8,257	7,284	10,438	10,438	9,254	8,769	9,458	10,196	7,681	7,681	7,876	8,257	7,284	
Wallingford	7,558	7,558	7,096	6,885	6,760	8,632	4,497	4,497	4,370	4,579	3,202	7,558	7,558	7,096	6,885	6,760	8,632	4,497	4,497	4,370	4,579	3,202	7,558	7,558	7,096	6,885	6,760	8,632	4,497	4,497	4,370	4,579	3,202	
West Haven	11,166	11,166	10,961	10,845	10,738	12,394	6,196	6,196	5,451	5,498	4,485	11,166	11,166	10,961	10,845	10,738	12,394	6,196	6,196	5,451	5,498	4,485	11,166	11,166	10,961	10,845	10,738	12,394	6,196	6,196	5,451	5,498	4,485	
Woodbridge	1,447	1,447	1,436	1,337	1,357	1,872	1,971	1,971	1,802	1,856	1,479	1,447	1,447	1,436	1,337	1,357	1,872	1,971	1,971	1,802	1,856	1,479	1,447	1,447	1,436	1,337	1,357	1,872	1,971	1,971	1,802	1,856	1,479	
Totals	98,320	98,319	93,907	91,056	91,382	108,159	67,364	67,364	62,364	64,047	64,836	98,320	98,319	93,907	91,056	91,382	108,159	67,364	67,364	62,364	64,047	64,836	98,320	98,319	93,907	91,056	91,382	108,159	67,364	67,364	62,364	64,047	64,836	52,777

VOTE FOR STATE OFFICERS, NOVEMBER 4, 1986  
THIRD CONGRESSIONAL DISTRICT

TOWNS	Libertarian Party						Unaffiliated Party					
	No Nomination for Governor	No Nomination for Lieutenant Governor	No Nomination for Secretary of the State	Thomas S. Ross for Treasurer	No Nomination for Comptroller	No Nomination for Attorney General	Frank Longo for Governor	Tullio J. Belardine III for Lieutenant Governor	Joanne Cheladnik for Secretary of the State	M. Leroy Scalb for Treasurer	Salvatore DiBetta for Comptroller	No Nomination for Attorney General
Branford				41			57	57	31	24	32	
Clinton				20			48	48	22	19	22	
East Haven				41			83	83	36	34	49	
Guilford				47			43	43	24	20	22	
Hamden				110			177	177	87	72	95	
Killingworth				14			19	19	5	4	7	
Madison				41			45	45	23	19	18	
Milford				111			131	131	65	59	59	
New Haven				157			182	182	139	135	152	
North Branford				16			50	50	15	13	16	
North Haven				30			75	75	28	26	38	
Orange				28			40	40	18	10	18	
Stratford				82			40	40	68	55	56	
Wallingford				90			116	116	42	31	46	
West Haven				81			148	148	70	47	75	
Woodbridge				36			17	17	5	3	8	
Totals				945			1,271	1,271	678	571	713	







VOTE FOR STATE OFFICERS, NOVEMBER 4, 1986  
FIFTH CONGRESSIONAL DISTRICT

TOWNS	Democratic Party					Republican Party						
	William A. O'Neill for Governor	Joseph J. Pauliso for Lieutenant Governor	Julia H. Tashjian for Secretary of the State	Francisco L. Borges for Treasurer	J. Edward Caldwell for Comptroller	Joe Lieberman for Attorney General	Julie D. Belaga for Governor	E. Clayton "Skip" Gengras, Jr. for Lieutenant Governor	Pauline Kezer for Secretary of the State	Sebastian J. Garafalo for Treasurer	Gary A. Franks for Comptroller	Richard E. Arnold for Attorney General
Ansonia	3,701	3,701	3,758	3,617	3,684	4,311	2,775	2,775	2,371	2,425	2,519	1,986
Beacon Falls	829	829	780	771	741	925	589	589	557	556	602	451
Bethany	848	848	735	703	698	955	999	999	1,029	1,054	1,076	879
Bethel	2,878	2,878	2,326	2,258	2,305	2,742	2,037	2,037	2,260	2,235	2,255	1,981
Brookfield	2,195	2,195	1,526	1,458	1,529	2,006	1,918	1,918	2,250	2,271	2,228	1,878
Cheshire	4,255	4,255	3,519	3,281	3,183	4,808	3,972	3,972	4,289	4,399	4,588	3,254
Danbury	9,257	9,257	8,446	7,853	8,039	9,118	5,471	5,471	5,499	5,775	5,629	4,922
Derby	2,264	2,264	2,353	2,194	2,364	2,634	1,655	1,655	1,343	1,502	1,353	1,130
Easton	1,004	1,004	846	812	859	936	1,395	1,395	1,457	1,460	1,450	1,395
Meriden	11,022	11,022	10,146	9,893	9,758	11,951	5,474	5,474	5,635	6,017	5,962	4,270
Middlebury	1,184	1,184	972	934	879	1,236	1,297	1,297	1,393	1,410	1,494	1,187
Monroe	2,313	2,313	1,891	1,780	1,924	2,242	2,100	2,100	2,266	2,332	2,255	2,028
Naugatuck	4,448	4,448	4,269	4,122	3,828	5,236	3,547	3,547	3,112	3,173	3,641	2,437
Newtown	3,075	3,075	2,366	2,235	2,309	3,047	2,740	2,740	2,998	3,041	3,071	2,505
Oxford	1,069	1,069	947	920	885	1,219	1,213	1,213	1,228	1,244	1,297	1,020
Prospect	1,295	1,295	1,175	1,113	1,020	1,439	1,177	1,177	1,218	1,258	1,392	1,007
Carried Fwd.	51,637	51,637	46,055	43,944	44,005	54,805	38,359	38,359	38,905	40,152	40,812	32,330

VOTE FOR STATE OFFICERS, NOVEMBER 4, 1986  
FIFTH CONGRESSIONAL DISTRICT

TOWNS	Democratic Party		Republican Party	
	For	For	For	For
Brought Fwd.	51,637	51,637	38,359	38,359
Redding	1,123	1,123	1,475	1,475
Ridgefield	3,340	3,340	3,560	3,560
Seymour	2,166	2,166	2,237	2,237
Shelton	5,082	5,082	5,082	5,082
Trumbull, part of	2,747	2,747	2,374	2,374
Waterbury	19,632	19,632	11,522	11,522
Weston	961	961	2,083	2,083
Wilton	2,127	2,127	3,271	3,271
Wolcott	2,576	2,576	1,876	1,876
<b>Total</b>	<b>91,391</b>	<b>91,391</b>	<b>71,839</b>	<b>71,839</b>
			78,415	77,072
			96,344	96,344
			2,798	2,798
			1,755	1,755
			1,062	1,062
			21,287	21,287
			17,895	17,895
			4,334	4,334
			2,339	2,339
			16,182	16,182
			2,503	2,503
			4,603	4,603
			2,020	2,020
			2,360	2,360
			2,304	2,304
			906	906
			43,944	43,944
			44,005	44,005
			1,059	1,059
			2,756	2,756
			54,805	54,805
			2,798	2,798
			1,755	1,755
			1,882	1,882
			2,083	2,083
			11,522	11,522
			2,374	2,374
			5,082	5,082
			5,116	5,116
			5,185	5,185
			2,318	2,318
			11,205	11,205
			14,321	14,321
			2,407	2,407
			2,315	2,315
			5,085	5,085
			2,171	2,171
			3,864	3,864
			3,875	3,875
			1,499	1,499
			40,152	40,152
			1,881	1,881
			3,399	3,399
			1,996	1,996
			72,294	72,294
			74,310	74,310
			2,255	2,255
			3,419	3,419
			1,900	1,900
			14,321	14,321
			2,315	2,315
			5,085	5,085
			2,171	2,171
			3,864	3,864
			3,875	3,875
			1,495	1,495
			40,812	40,812
			1,393	1,393
			3,585	3,585
			4,344	4,344
			2,158	2,158
			9,106	9,106
			1,777	1,777
			3,332	3,332
			1,579	1,579
			2,255	2,255
			3,419	3,419
			1,900	1,900
			14,321	14,321
			2,315	2,315
			5,085	5,085
			2,171	2,171
			3,864	3,864
			3,875	3,875
			1,495	1,495
			40,152	40,152
			1,881	1,881
			3,399	3,399
			1,996	1,996
			72,294	72,294
			74,310	74,310
			2,255	2,255
			3,419	3,419
			1,900	1,900
			14,321	14,321
			2,315	2,315
			5,085	5,085
			2,171	2,171
			3,864	3,864
			3,875	3,875
			1,495	1,495
			40,152	40,152
			1,881	1,881
			3,399	3,399
			1,996	1,996
			72,294	72,294
			74,310	74,310
			2,255	2,255
			3,419	3,419
			1,900	1,900
			14,321	14,321
			2,315	2,315
			5,085	5,085
			2,171	2,171
			3,864	3,864
			3,875	3,875
			1,495	1,495
			40,152	40,152
			1,881	1,881
			3,399	3,399
			1,996	1,996
			72,294	72,294
			74,310	74,310
			2,255	2,255
			3,419	3,419
			1,900	1,900
			14,321	14,321
			2,315	2,315
			5,085	5,085
			2,171	2,171
			3,864	3,864
			3,875	3,875
			1,495	1,495
			40,152	40,152
			1,881	1,881
			3,399	3,399
			1,996	1,996
			72,294	72,294
			74,310	74,310
			2,255	2,255
			3,419	3,419
			1,900	1,900
			14,321	14,321
			2,315	2,315
			5,085	5,085
			2,171	2,171
			3,864	3,864
			3,875	3,875
			1,495	1,495
			40,152	40,152
			1,881	1,881
			3,399	3,399
			1,996	1,996
			72,294	72,294
			74,310	74,310
			2,255	2,255
			3,419	3,419
			1,900	1,900
			14,321	14,321
			2,315	2,315
			5,085	5,085
			2,171	2,171
			3,864	3,864
			3,875	3,875
			1,495	1,495
			40,152	40,152
			1,881	1,881
			3,399	3,399
			1,996	1,996
			72,294	72,294
			74,310	74,310
			2,255	2,255
			3,419	3,419
			1,900	1,900
			14,321	14,321
			2,315	2,315
			5,085	5,085
			2,171	2,171
			3,864	3,864
			3,875	3,875
			1,495	1,495
			40,152	40,152
			1,881	1,881
			3,399	3,399
			1,996	1,996
			72,294	72,294
			74,310	74,310
			2,255	2,255
			3,419	3,419
			1,900	1,900
			14,321	14,321
			2,315	2,315
			5,085	5,085
			2,171	2,171
			3,864	3,864
			3,875	3,875
			1,495	1,495
			40,152	40,152
			1,881	1,881
			3,399	3,399
			1,996	1,996
			72,294	72,294
			74,310	74,310
			2,255	2,255
			3,419	3,419
			1,900	1,900
			14,321	14,321
			2,315	2,315
			5,085	5,085
			2,171	2,171
			3,864	3,864
			3,875	3,875
			1,495	1,495
			40,152	40,152
			1,881	1,881
			3,399	3,399
			1,996	1,996
			72,294	72,294
			74,310	74,310
			2,255	2,255
			3,419	3,419
			1,900	1,900
			14,321	14,321
			2,315	2,315
			5,085	5,085
			2,171	2,171
			3,864	3,864
			3,875	3,875
			1,495	1,495
			40,152	40,152
			1,881	1,881
			3,399	3,399
			1,996	1,996
			72,294	72,294
			74,310	74,310
			2,255	2,255
			3,419	3,419
			1,900	1,900
			14,321	14,321
			2,315	2,315
			5,085	5,085
			2,171	2,171
			3,864	3,864
			3,875	3,875
			1,495	1,495
			40,152	40,152
			1,881	1,881
			3,399	3,399
			1,996	1,996
			72,294	72,294
			74,310	74,310
			2,255	2,255
			3,419	3,419
			1,900	1,900
			14,321	14,321
			2,315	2,315
			5,085	5,085
			2,171	2,171
			3,864	3,864
			3,875	3,875
			1,495	1,495
			40,152	40,152
			1,881	1,881
			3,399	3,399
			1,996	1,996
			72,294	72,294
			74,310	74,310
			2,255	2,255
			3,419	3,419</

VOTE FOR STATE OFFICERS, NOVEMBER 4, 1986  
FIFTH CONGRESSIONAL DISTRICT

TOWNS	Libertarian Party				Unaffiliated Party							
	No Nomination for Governor	No Nomination for Lieutenant Governor	No Nomination for Secretary of the State	Thomas S. Ross for Treasurer	No Nomination for Comptroller	No Nomination for Attorney General	Frank Longo for Governor	Tullio J. Belardinelli for Lieutenant Governor	Joanne Cheladnik for Secretary of the State	M. Leroy Staid for Treasurer	Salvatore DiBetta for Comptroller	No Nomination for Attorney General
Ansonia				22			58	32	22	25		
Beacon Falls				6			9	1	2	2		
Bethany				12			25	10	11	13		
Bethel				45			99	69	106	63		
Brookfield				31			21	23	25	18		
Cheshire				57			92	36	26	38		
Danbury				87			108	135	96	89		
Derby				16			33	21	16	20		
Easton				23			19	12	12	14		
Meriden				113			155	77	60	84		
Middlebury				7			28	6	8	6		
Monroe				3			40	28	23	27		
Naugatuck				34			114	45	43	37		
Newtown				59			50	49	41	44		
Oxford				15			36	17	17	15		
Prospect				11			36	14	9	12		
Carried Fwd.				541			923	575	517	507		

VOTE FOR STATE OFFICERS, NOVEMBER 4, 1986  
FIFTH CONGRESSIONAL DISTRICT

TOWNS	Libertarian Party					Unaffiliated Party						
	No Nomination for Governor	No Nomination for Lieutenant Governor	No Nomination for Secretary of the State	Thomas S. Ross for Treasurer	No Nomination for Comptroller	No Nomination for Attorney General	No Nomination for Governor	Tullio J. Belardinelli for Lieutenant Governor	Joanne Chelodnik for Secretary of the State	M. Leroy Staid for Treasurer	Salvatore DiBetta for Comptroller	No Nomination for Attorney General
Brought Fwd.				541			923	575	517	507		
Redding				17			14	15	5	9		
Ridgefield				57			48	44	30	28		
Seymour				13			50	30	27	26		
Shelton				81			110	51	48	44		
Trumbull, part of				27			30	18	20	14		
Waterbury				170			469	165	117	167		
Weston				28			13	14	17	10		
Wilton				40			17	19	15	16		
Wolcott				14			64	30	24	29		
Totals				988			1,738	961	820	850		

VOTE FOR STATE OFFICERS, NOVEMBER 4, 1986  
SIXTH CONGRESSIONAL DISTRICT

TOWNS	Democratic Party										Republican Party													
	William A. O'Neill for Governor	Joseph J. Pauliso for Lieutenant Governor	Julia H. Tashjian for Secretary of the State	Francisco L. Borges for Treasurer	J. Edward Caldwell for Comptroller	Joe Lieberman for Attorney General	Julie D. Belaga for Governor	E. Clayton "Skip" Gengras, Jr. for Lieutenant Governor	Pauline Kezer for Secretary of the State	Sebastian J. Garatajo for Treasurer	Gary A. Franks for Comptroller	Richard E. Arnold for Attorney General	William A. O'Neill for Governor	Joseph J. Pauliso for Lieutenant Governor	Julia H. Tashjian for Secretary of the State	Francisco L. Borges for Treasurer	J. Edward Caldwell for Comptroller	Joe Lieberman for Attorney General	Julie D. Belaga for Governor	E. Clayton "Skip" Gengras, Jr. for Lieutenant Governor	Pauline Kezer for Secretary of the State	Sebastian J. Garatajo for Treasurer	Gary A. Franks for Comptroller	Richard E. Arnold for Attorney General
Avon	2,496	2,496	1,996	2,064	1,884	2,812	2,864	2,864	2,954	3,159	2,414	2,496	2,496	1,996	2,064	1,884	2,812	2,864	2,864	2,954	3,159	2,414	2,496	2,496
Barkhamsted	578	578	502	485	441	634	511	511	533	528	428	578	578	502	485	441	634	511	511	533	528	428	578	578
Bethlehem	627	627	514	506	506	681	594	594	651	648	518	627	627	514	506	506	681	594	594	651	648	518	627	627
Bridgewater	345	345	279	273	273	302	355	355	378	376	369	345	345	279	273	273	302	355	355	378	376	369	345	345
Bristol	11,266	11,266	10,251	10,808	10,400	13,172	5,860	5,860	6,032	6,776	4,327	11,266	11,266	10,251	10,808	10,400	13,172	5,860	5,860	6,032	6,776	4,327	11,266	11,266
Burlington	1,189	1,189	1,000	1,042	1,005	1,334	849	849	913	967	675	1,189	1,189	1,000	1,042	1,005	1,334	849	849	913	967	675	1,189	1,189
Canaan	187	187	144	147	146	201	188	188	182	189	149	187	187	144	147	146	201	188	188	182	189	149	187	187
Canton	1,490	1,490	1,333	1,345	1,227	1,831	1,522	1,522	1,533	1,596	1,171	1,490	1,490	1,333	1,345	1,227	1,831	1,522	1,522	1,533	1,596	1,171	1,490	1,490
Colebrook	289	289	268	267	249	337	265	265	255	264	210	289	289	268	267	249	337	265	265	255	264	210	289	289
Cornwall	291	291	283	262	248	339	312	312	295	292	247	291	291	283	262	248	339	312	312	295	292	247	291	291
East Granby	777	777	630	658	608	897	752	752	791	815	627	777	777	630	658	608	897	752	752	791	815	627	777	777
Enfield	7,395	7,395	7,023	6,768	6,716	8,085	4,043	4,043	3,676	3,528	2,827	7,395	7,395	7,023	6,768	6,716	8,085	4,043	4,043	3,676	3,528	2,827	7,395	7,395
Farlington	3,388	3,388	2,796	2,957	2,850	3,831	3,215	3,215	3,338	3,626	2,671	3,388	3,388	2,796	2,957	2,850	3,831	3,215	3,215	3,338	3,626	2,671	3,388	3,388
Goshen	327	327	299	288	282	230	476	476	468	465	361	327	327	299	288	282	230	476	476	468	465	361	327	327
Granby	1,552	1,552	1,307	1,223	1,103	1,751	1,728	1,728	1,775	1,790	1,430	1,552	1,552	1,307	1,223	1,103	1,751	1,728	1,728	1,775	1,790	1,430	1,552	1,552
Hartland	288	288	216	209	203	279	256	256	314	311	255	288	288	216	209	203	279	256	256	314	311	255	288	288
Carried Fwd.	32,485	32,485	28,841	29,302	28,141	36,716	23,790	23,790	24,088	25,290	18,679	32,485	32,485	28,841	29,302	28,141	36,716	23,790	23,790	24,088	25,290	18,679	32,485	32,485

VOTE FOR STATE OFFICERS, NOVEMBER 4, 1986  
SIXTH CONGRESSIONAL DISTRICT

TOWNS	Democratic Party										Republican Party																									
	William A. O'Neill for Governor	Joseph J. Pauliso for Lieutenant Governor	Julia H. Tashjian for Secretary of the State	Francisco L. Borges for Treasurer	J. Edward Caldwell for Comptroller	Joel Lieberman for Attorney General	Julie D. Belaga for Governor	E. Clayton "Skip" Gengras, Jr. for Lieutenant Governor	Pauline Kezer for Secretary of the State	Sebastian J. Garatalo for Treasurer	Gary A. Franks for Comptroller	Richard E. Arnold for Attorney General	William A. O'Neill for Governor	Joseph J. Pauliso for Lieutenant Governor	Julia H. Tashjian for Secretary of the State	Francisco L. Borges for Treasurer	J. Edward Caldwell for Comptroller	Joel Lieberman for Attorney General	Julie D. Belaga for Governor	E. Clayton "Skip" Gengras, Jr. for Lieutenant Governor	Pauline Kezer for Secretary of the State	Sebastian J. Garatalo for Treasurer	Gary A. Franks for Comptroller	Richard E. Arnold for Attorney General												
Brought Fwd.	32,485	32,485	28,841	29,302	28,141	36,716	23,790	23,790	25,290	24,088	25,471	18,679	32,485	32,485	28,841	29,302	28,141	36,716	23,790	23,790	25,290	24,088	25,471	18,679	32,485	32,485	28,841	29,302	28,141	36,716	23,790	23,790	25,290	24,088	25,471	18,679
Harwinton	867	867	815	763	789	1,058	929	929	910	929	925	697	867	867	815	763	789	1,058	929	929	910	929	925	697	867	867	815	763	789	1,058	929	929	910	929	925	697
Kent	405	405	344	339	334	424	558	558	560	544	558	493	405	405	344	339	334	424	558	558	560	544	558	493	405	405	344	339	334	424	558	558	560	544	558	493
Litchfield	1,515	1,515	1,363	1,278	1,233	1,794	1,578	1,578	1,610	1,667	1,732	1,261	1,515	1,515	1,363	1,278	1,233	1,794	1,578	1,578	1,610	1,667	1,732	1,261	1,515	1,515	1,363	1,278	1,233	1,794	1,578	1,578	1,610	1,667	1,732	1,261
Morris	429	429	365	357	347	484	364	364	402	399	418	300	429	429	365	357	347	484	364	364	402	399	418	300	429	429	365	357	347	484	364	364	402	399	418	300
New Britain	12,748	12,748	10,326	11,441	11,444	13,582	6,751	6,751	7,918	6,016	6,104	4,649	12,748	12,748	10,326	11,441	11,444	13,582	6,751	6,751	7,918	6,016	6,104	4,649	12,748	12,748	10,326	11,441	11,444	13,582	6,751	6,751	7,918	6,016	6,104	4,649
New Fairfield	1,873	1,873	1,291	1,235	1,253	1,520	1,813	1,813	2,099	2,122	2,127	1,918	1,873	1,873	1,291	1,235	1,253	1,520	1,813	1,813	2,099	2,122	2,127	1,918	1,873	1,873	1,291	1,235	1,253	1,520	1,813	1,813	2,099	2,122	2,127	1,918
New Hartford	982	982	855	807	769	1,144	916	916	976	974	1,045	732	982	982	855	807	769	1,144	916	916	976	974	1,045	732	982	982	855	807	769	1,144	916	916	976	974	1,045	732
New Milford	2,411	2,411	1,913	1,850	1,871	2,441	2,250	2,250	2,429	2,433	2,446	2,033	2,411	2,411	1,913	1,850	1,871	2,441	2,250	2,250	2,429	2,433	2,446	2,033	2,411	2,411	1,913	1,850	1,871	2,441	2,250	2,250	2,429	2,433	2,446	2,033
Norfolk	370	370	327	320	316	421	380	380	366	363	385	304	370	370	327	320	316	421	380	380	366	363	385	304	370	370	327	320	316	421	380	380	366	363	385	304
North Canaan	591	591	470	450	462	584	574	574	645	663	653	552	591	591	470	450	462	584	574	574	645	663	653	552	591	591	470	450	462	584	574	574	645	663	653	552
Plainville	3,379	3,379	2,030	3,027	2,969	3,799	2,017	2,017	3,328	1,976	2,108	1,461	3,379	3,379	2,030	3,027	2,969	3,799	2,017	2,017	3,328	1,976	2,108	1,461	3,379	3,379	2,030	3,027	2,969	3,799	2,017	2,017	3,328	1,976	2,108	1,461
Plymouth	2,081	2,081	1,901	1,933	1,898	2,399	1,267	1,267	1,370	1,294	1,350	936	2,081	2,081	1,901	1,933	1,898	2,399	1,267	1,267	1,370	1,294	1,350	936	2,081	2,081	1,901	1,933	1,898	2,399	1,267	1,267	1,370	1,294	1,350	936
Roxbury	338	338	273	266	266	332	404	404	435	435	441	383	338	338	273	266	266	332	404	404	435	435	441	383	338	338	273	266	266	332	404	404	435	435	441	383
Salisbury	716	716	634	634	608	767	908	908	893	879	917	792	716	716	634	634	608	767	908	908	893	879	917	792	716	716	634	634	608	767	908	908	893	879	917	792
Sharon	389	389	341	325	328	407	488	488	506	514	524	463	389	389	341	325	328	407	488	488	506	514	524	463	389	389	341	325	328	407	488	488	506	514	524	463
Sherman	465	465	323	325	335	396	434	434	512	503	503	459	465	465	323	325	335	396	434	434	512	503	503	459	465	465	323	325	335	396	434	434	512	503	503	459
Carried Fwd.	62,044	62,044	52,417	54,652	53,363	68,268	45,421	45,421	50,249	45,799	47,707	36,112	62,044	62,044	52,417	54,652	53,363	68,268	45,421	45,421	50,249	45,799	47,707	36,112	62,044	62,044	52,417	54,652	53,363	68,268	45,421	45,421	50,249	45,799	47,707	36,112





VOTE FOR STATE OFFICERS, NOVEMBER 4, 1986  
SIXTH CONGRESSIONAL DISTRICT

TOWNS	Libertarian Party					Unaffiliated Party						
	No Nomination for Governor	No Nomination for Lieutenant Governor	No Nomination for Secretary of the State	Treasurer for Thomas S. Ross	No Nomination for Comptroller	No Nomination for Attorney General	No Nomination for Governor	Tullio J. Belardinelli for Lieutenant Governor	Joanne Chelodnik for Secretary of the State	M. Leroy Staid for Treasurer	Salvatore DiBetta for Comptroller	No Nomination for Attorney General
Avon				33			48	18	15	25		
Barkhamsted				4			13	5	4	4		
Bethlehem				7			22	8	6	8		
Bridgewater				3			4	2	9	1		
Bristol				98			706	161	161	216		
Burlington				12			37	11	5	10		
Canaan				0			1	1	2	2		
Canton				17			34	15	15	18		
Colebrook				4			12	4	3	4		
Cornwall				12			5	2	3	4		
East Granby				15			21	9	13	9		
Enfield				105			149	98	77	111		
Farmington				43			96	32	30	27		
Goshen				9			8	3	2	3		
Granby				24			44	17	20	20		
Hartland				3			7	2	1	3		
Carried Fwd.	389			1,207			1,207	390	366	465		

VOTE FOR STATE OFFICERS, NOVEMBER 4, 1986  
SIXTH CONGRESSIONAL DISTRICT

TOWNS	Libertarian Party				Unaffiliated Party						
	No Nomination for Governor	No Nomination for Lieutenant Governor	Secretary of the State for Thomas S. Ross	Treasurer for No Nomination for Comptroller	Attorney General for No Nomination for Comptroller	Frank Longo for Governor	Tullio J. Belardinelli for Lieutenant Governor	Joanne Cheladnik for Secretary of the State	W. Leroy Stalp for Treasurer	Salvatore DiBetta for Comptroller	No Nomination for Attorney General
Brought Fwd.			389			1,207	1,207	390	366	465	
Harwinton			10			30	30	14	14	13	
Kent			4			3	3	2	2	3	
Litchfield			15			47	47	8	7	8	
Morris			3			12	12	1	3	1	
New Britain			104			255	255	78	77	107	
New Fairfield			28			31	31	20	22	23	
New Hartford			14			28	28	8	13	10	
New Milford			36			35	35	28	39	35	
Norfolk			7			9	9	9	12	8	
North Canaan			5			17	17	5	5	7	
Plainville			33			90	90	34	41	41	
Plymouth			16			105	105	20	19	26	
Roxbury			6			5	5	0	2	0	
Salisbury			7			9	9	3	3	3	
Sharon			8			10	10	3	2	4	
Sherman			4			4	4	2	5	3	
Carried Fwd.			689			1,897	1,897	625	632	757	

VOTE FOR STATE OFFICERS, NOVEMBER 4, 1986  
SIXTH CONGRESSIONAL DISTRICT

TOWNS	Libertarian Party					Unaffiliated Party						
	No Nomination for Governor	No Nomination for Lieutenant Governor	Secretary of the State for No Nomination	Thomas S. Ross for Treasurer	No Nomination for Comptroller	No Nomination for Attorney General	No Nomination for Governor	Tullio J. Belardinelli for Lieutenant Governor	Joanna Chelodnik for Secretary of the State	M. Leroy Stalb for Treasurer	Salvatore DiBetta for Comptroller	No Nomination for Attorney General
Brought Fwd.				689			1,897	625	632	757		
Simsbury				76			76	32	36	35		
Somers				15			26	8	9	11		
Southbury				20			41	15	17	20		
Southington				68			163	60	56	70		
Suffield				29			39	21	22	19		
Thomaston				14			47	16	14	16		
Torrington				57			115	44	38	50		
Warren				3			6	2	0	1		
Washington				8			8	8	11	7		
Watertown				36			134	47	37	49		
Winchester				27			34	16	16	17		
Windsor Locks				25			70	31	31	35		
Woodbury				16			25	11	13	10		
Totals				1,083			2,681	936	932	1,097		



SUMMARY OF VOTE FOR STATE OFFICERS, NOVEMBER 4, 1986

	Libertarian Party	Unaffiliated Party
Congressional Districts		
First	No Nomination for Governor	Joanne Chelodnik for Secretary of the State
Second	No Nomination for Lieutenant Governor	M. Leroy Staid for Treasurer
Third	No Nomination for Secretary of the State	Salvatore DiBetta for Comptroller
Fourth	No Nomination for Attorney General	No Nomination for Attorney General
Fifth	Thomas S. Ross for Treasurer	Frank Longo for Governor
Sixth	1,083	2,681
Totals	5,733	9,565
Plurality for GOVERNOR	167,149	4,846
for LIEUTENANT GOVERNOR	167,145	4,186
for SECRETARY OF THE STATE	121,600	5,057
for TREASURER	103,296	
for COMPTROLLER	89,072	
for ATTORNEY GENERAL	278,533	

VOTE FOR UNITED STATES SENATOR, NOVEMBER 4, 1986  
FIRST CONGRESSIONAL DISTRICT

TOWNS	Christopher J. Dodd (D)	Roger W. Eddy (R)	Edward J. McCallum, Jr. (U)
Berlin	4,209	2,651	26
Bloomfield	5,294	1,991	20
Cromwell	2,795	1,232	15
East Hampton	2,532	965	13
East Hartford	11,121	3,958	56
East Windsor	1,677	824	15
Glastonbury	7,056	4,221	33
Hartford	19,404	3,798	72
Hebron	1,647	672	13
Manchester	12,441	5,993	78
Marlborough	1,383	590	0
Newington	6,850	4,663	34
Portland	2,648	939	17
Rocky Hill	3,713	1,724	20
South Windsor	5,178	2,382	21
West Hartford	18,796	9,387	79
Wethersfield	7,506	4,513	46
Windsor	5,925	2,844	36
<b>Totals</b>	<b>120,175</b>	<b>53,347</b>	<b>594</b>

VOTE FOR UNITED STATES SENATOR, NOVEMBER 4, 1986  
SECOND CONGRESSIONAL DISTRICT

TOWNS	Christopher J. Dodd (D)	Roger W. Eddy (R)	Edward J. McCallum, Jr. (U)
Andover	553	272	2
Ashford	800	310	6
Bolton	947	599	1
Bozrah	586	314	1
Brooklyn	1,200	620	3
Canterbury	715	530	3
Chaplin	326	218	3
Chester	715	427	4
Colchester	2,509	909	12
Columbia	1,112	498	5
Coventry	1,980	914	15
Deep River	1,025	603	7
Durham	1,256	723	9
Eastford	259	257	1
East Haddam	1,622	659	4
East Lyme	3,137	1,767	17
Ellington	2,053	1,136	21
Essex	1,235	942	7
Franklin	469	280	2
Griswold	1,559	620	7
Groton	5,732	3,024	37
Haddam	1,801	777	9
Hampton	304	218	2
Killingly	2,647	1,123	7
Lebanon	1,262	763	11
Ledyard	2,286	1,570	19
Lisbon	713	304	6
Lyme	431	386	3
Mansfield	3,145	1,078	16
Middlefield	1,074	589	5
Middletown	9,348	1,391	38
Montville	3,110	1,275	16
New London	4,653	1,578	22
North Stonington	889	565	5
Norwich	7,345	2,701	48
Old Lyme	1,460	1,148	6
Old Saybrook	1,950	1,515	6
Plainfield	2,536	894	9
Pomfret	517	463	3
Preston	779	533	7
Putnam	2,059	830	6
Salem	684	329	4
Scotland	288	153	1
Sprague	711	263	1
Stafford	2,567	1,073	13
Sterling	330	205	6
Stonington	3,894	2,039	19
Thompson	2,034	861	15
Tolland	2,340	1,083	15
Union	142	125	0
Vernon	6,265	2,727	29
Voluntown	331	191	3
Waterford	4,349	2,191	32
Westbrook	1,164	907	8
Willington	1,057	510	5
Windham	4,577	1,517	13
Woodstock	951	897	5
<b>Totals</b>	<b>109,783</b>	<b>50,394</b>	<b>580</b>



VOTE FOR UNITED STATES SENATOR, NOVEMBER 4, 1986  
THIRD CONGRESSIONAL DISTRICT

TOWNS	Christopher J. Dodd (D)	Roger W. Eddy (R)	Edward J. McCallum, Jr. (U)
Branford	6,067	3,058	30
Clinton	2,315	1,400	16
East Haven	5,573	2,515	41
Guilford	3,670	2,448	18
Hamden	12,541	5,995	71
Killingworth	1,000	646	6
Madison	2,911	2,487	15
Milford	9,927	5,646	63
New Haven	22,837	5,109	101
North Branford	2,358	1,395	17
North Haven	4,658	3,482	29
Orange	2,887	2,475	15
Stratford	11,343	6,450	112
Wallingford	8,288	3,737	39
West Haven	12,401	4,711	56
Woodbridge	1,975	1,442	6
Totals	110,751	52,996	635

VOTE FOR UNITED STATES SENATOR, NOVEMBER 4, 1986  
FOURTH CONGRESSIONAL DISTRICT

TOWNS	Christopher J. Dodd (D)	Roger W. Eddy (R)	Edward J. McCallum, Jr. (U)
Bridgeport	20,173	7,157	119
Darien	2,411	4,002	27
Fairfield	11,803	8,213	82
Greenwich	8,630	10,060	41
New Canaan	2,560	3,828	7
Norwalk	12,644	7,603	52
Stamford	16,941	8,707	81
Trumbull, part of	4,149	2,992	25
Westport	5,354	4,717	22
Totals	84,665	57,279	456

VOTE FOR UNITED STATES SENATOR, NOVEMBER 4, 1986  
FIFTH CONGRESSIONAL DISTRICT

TOWNS	Christopher J. Dodd (D)	Roger W. Eddy (R)	Edward J. McCallum, Jr. (U)
Ansonia	4,397	1,971	23
Beacon Falls	932	484	1
Bethany	992	868	10
Bethel	3,093	1,794	63
Brookfield	2,330	1,726	18
Cheshire	4,826	3,419	33
Danbury	9,791	4,662	58
Derby	2,786	1,092	19
Easton	1,117	1,264	15
Meriden	11,625	4,832	60
Middlebury	1,200	1,274	7
Monroe	2,590	1,809	20
Naugatuck	5,022	2,906	35
Newtown	3,482	2,300	31
Oxford	1,277	1,034	14
Prospect	1,370	1,096	13
Redding	1,362	1,214	8
Ridgefield	3,785	3,039	22
Seymour	2,655	1,701	17
Shelton	6,059	4,069	55
Trumbull, part of	3,133	1,934	18
Waterbury	19,868	10,846	127
Weston	1,475	1,523	10
Wilton	2,556	2,801	12
Wolcott	2,713	1,739	23
<b>Totals</b>	<b>100,436</b>	<b>61,397</b>	<b>712</b>

VOTE FOR UNITED STATES SENATOR, NOVEMBER 4, 1986  
SIXTH CONGRESSIONAL DISTRICT

TOWNS	Christopher J. Dodd (D)	Roger W. Eddy (R)	Edward J. McCallum, Jr. (U)
Avon	2,895	2,446	15
Barkhamsted	615	463	4
Bethlehem	663	559	8
Bridgewater	352	346	2
Bristol	12,751	5,056	162
Burlington	1,310	745	9
Canaan	228	142	1
Canton	1,750	1,282	13
Colebrook	343	214	5
Cornwall	355	251	0
East Granby	870	659	6
Enfield	8,055	3,253	69
Farmington	3,787	2,855	30
Goshen	389	421	2
Granby	1,762	1,515	15
Hartland	281	264	2
Harwinton	996	793	10
Kent	499	452	1
Litchfield	1,691	1,403	10
Morris	442	356	2
New Britain	13,183	5,818	81
New Fairfield	1,860	1,762	17
New Hartford	1,079	832	5
New Milford	2,654	1,974	0
Norfolk	427	326	6
North Canaan	621	548	7
Plainville	3,679	1,679	35
Plymouth	2,339	1,039	23
Roxbury	368	381	2
Salisbury	860	762	4
Sharon	475	419	2
Sherman	458	427	3
Simsbury	4,810	4,001	33
Somers	1,409	1,024	11
Southbury	2,544	3,024	14
Southington	7,724	3,869	53
Suffield	2,056	1,619	21
Thomaston	1,507	968	17
Torrington	7,041	3,628	33
Warren	198	202	0
Washington	657	609	1
Watertown	4,020	2,599	38
Winchester	2,480	1,373	12
Windsor Locks	3,048	1,234	29
Woodbury	1,354	1,433	10
<b>Totals</b>	<b>106,885</b>	<b>65,025</b>	<b>823</b>

SUMMARY OF VOTE FOR UNITED STATES SENATOR  
NOVEMBER 4, 1986

CONGRESSIONAL DISTRICTS	Christopher J. Dodd (D)	Roger W. Eddy (R)	Edward J. McCallum, Jr. (U)
First	120,175	53,347	594
Second	109,783	50,394	580
Third	110,751	52,996	635
Fourth	84,665	57,279	456
Fifth	100,436	61,397	712
Sixth	106,885	65,025	823
Totals	632,695	340,438	3,800

Plurality: 292,257

VOTE FOR REPRESENTATIVES IN CONGRESS, NOVEMBER 4, 1986  
 FIRST CONGRESSIONAL DISTRICT

TOWNS	Barbara Bailey Kennelly (D)	Herschel A. Klein (R)	Sally F. Cadmus (U)
Berlin	4,518	2,220	32
Bloomfield	5,487	1,773	23
Cromwell	2,857	1,119	18
East Hampton	2,599	771	12
East Hartford	11,582	3,399	67
East Windsor	1,769	726	13
Glastonbury	8,020	3,234	41
Hartford	20,966	3,008	97
Hebron	1,693	605	12
Manchester	13,080	5,208	66
Marlborough	1,439	508	5
Newington	8,210	3,109	57
Portland	2,689	871	15
Rocky Hill	3,927	1,406	69
South Windsor	5,385	2,115	20
West Hartford	20,319	7,698	77
Wethersfield	8,217	3,745	77
Windsor	6,173	2,607	34
Totals	128,930	44,122	735

Plurality: 84,808

VOTE FOR REPRESENTATIVES IN CONGRESS, NOVEMBER 4, 1986  
SECOND CONGRESSIONAL DISTRICT

TOWNS	Samuel Gejdenson (D)	Bud Mullen (R)
Andover	584	244
Ashford	823	289
Bolton	1,025	518
Bozrah	622	283
Brooklyn	1,171	645
Canterbury	720	523
Chaplin	344	205
Chester	727	423
Colchester	2,565	855
Columbia	1,135	483
Coventry	2,038	862
Deep River	1,003	625
Durham	1,274	695
Eastford	261	254
East Haddam	1,621	646
East Lyme	2,856	2,085
Ellington	2,151	1,027
Essex	1,270	912
Franklin	485	267
Griswold	1,565	614
Groton	5,438	3,336
Haddam	1,849	736
Hampton	323	201
Killingly	2,577	1,195
Lebanon	1,272	756
Ledyard	2,143	1,723
Lisbon	704	317
Lyme	386	436
Mansfield	3,208	1,021
Middlefield	1,128	535
Middletown	9,527	2,971
Montville	3,060	1,449
New London	4,340	1,937
North Stonington	826	621
Norwich	7,348	2,740
Old Lyme	1,469	1,140
Old Saybrook	1,957	1,500
Plainfield	2,520	909
Pomfret	516	467
Preston	777	543
Putnam	1,940	871
Salem	686	331
Scotland	292	153
Sprague	708	273
Stafford	2,634	992
Sterling	330	212
Stonington	3,773	2,160
Thompson	1,989	893
Tolland	2,445	975
Union	151	113
Vernon	6,513	2,389
Voluntown	336	190
Waterford	3,998	2,587
Westbrook	1,143	911
Willington	1,096	473
Windham	4,624	1,464
Woodstock	963	894
<b>Totals</b>	<b>109,229</b>	<b>52,869</b>

Plurality: 56,360

VOTE FOR REPRESENTATIVES IN CONGRESS, NOVEMBER 4, 1986  
THIRD CONGRESSIONAL DISTRICT

TOWNS	Bruce A. Morrison (D)	Ernest J. Diette, Jr. (R)
Branford	6,207	2,921
Clinton	2,434	1,261
East Haven	5,748	2,356
Guilford	3,882	2,225
Hamden	12,805	5,702
Killingworth	1,085	564
Madison	3,096	2,282
Milford	10,237	5,315
New Haven	23,439	4,831
North Branford	2,444	1,304
North Haven	4,750	3,424
Orange	2,971	2,385
Stratford	11,566	6,277
Wallingford	8,918	3,124
West Haven	12,733	4,414
Woodbridge	1,961	1,421
Totals	114,276	49,806

Plurality: 64,470  
(Total write-in votes for registered write-in candidates, 5)

VOTE FOR REPRESENTATIVES IN CONGRESS, NOVEMBER 4, 1986  
FOURTH CONGRESSIONAL DISTRICT

TOWNS	Christine M. Niedermeier (D)	Stewart B. McKinney (R)
Bridgeport	17,042	10,940
Darien	1,837	4,735
Fairfield	10,095	10,465
Greenwich	6,521	12,271
New Canaan	1,866	4,588
Norwalk	10,102	10,376
Stamford	12,426	13,451
Trumbull, part of	3,615	3,665
Westport	3,495	6,721
Totals	66,999	77,212

Plurality: 10,213

VOTE FOR REPRESENTATIVES IN CONGRESS, NOVEMBER 4, 1986  
 FIFTH CONGRESSIONAL DISTRICT

TOWNS	Jim Cohen (D)	John G. Rowland (R)
Ansonia	2,988	3,389
Beacon Falls	577	831
Bethany	607	1,246
Bethel	1,843	3,073
Brookfield	1,206	2,850
Cheshire	2,513	5,654
Danbury	6,641	7,892
Derby	1,876	1,972
Easton	734	1,646
Meriden	8,300	8,060
Middlebury	711	1,767
Monroe	1,476	2,909
Naugatuck	2,729	5,233
Newtown	1,701	4,089
Oxford	672	1,633
Prospect	803	1,679
Redding	872	1,697
Ridgefield	2,240	4,541
Seymour	1,568	2,813
Shelton	3,385	6,646
Trumbull, part of	2,127	2,822
Waterbury	13,634	17,661
Weston	901	2,045
Wilton	1,584	3,739
Wolcott	1,683	2,777
<b>Totals</b>	<b>63,371</b>	<b>98,664</b>

Plurality: 35,293



VOTE FOR REPRESENTATIVES IN CONGRESS, NOVEMBER 4, 1986  
SIXTH CONGRESSIONAL DISTRICT

TOWNS	Paul S. Amenta (D)	Nancy L. Johnson (R)
Avon	1,319	4,020
Barkhamsted	311	780
Bethlehem	342	882
Bridgewater	186	505
Bristol	8,670	10,185
Burlington	670	1,394
Canaan	90	280
Canton	862	2,166
Colebrook	195	366
Cornwall	199	407
East Granby	428	1,105
Enfield	4,760	6,556
Farmington	2,001	4,644
Goshen	194	609
Granby	747	2,523
Hartland	137	411
Harwinton	542	1,262
Kent	251	703
Litchfield	862	2,242
Morris	224	575
New Britain	9,272	10,209
New Fairfield	876	2,724
New Hartford	535	1,368
New Milford	1,238	3,374
Norfolk	246	510
North Canaan	347	827
Plainville	2,226	3,187
Plymouth	1,448	1,935
Roxbury	171	571
Salisbury	442	1,173
Sharon	216	669
Sherman	204	689
Simsbury	2,169	6,625
Somers	739	1,693
Southbury	1,315	4,255
Southington	4,225	7,397
Suffield	1,079	2,629
Thomaston	858	1,610
Torrington	4,411	6,228
Warren	75	330
Washington	290	977
Watertown	2,601	4,000
Winchester	1,450	2,375
Windsor Locks	2,092	2,159
Woodbury	618	2,175
<b>Totals</b>	<b>62,133</b>	<b>111,304</b>

Plurality: 49,171

VOTE FOR STATE SENATORS, NOVEMBER 4, 1986  
 SENATORIAL DISTRICTS

1st District	William A. DiBella (D)	Donald B. LaCroix (R)
Hartford, part of	11,605	2,748
Wethersfield, part of	3,019	1,520
<b>Totals</b>	<b>14,624</b>	<b>4,268</b>
<b>Plurality: 10,356</b>		

2nd District	Frank D. Barrows (D)	Arnika-Maia Mott (R)
Hartford, part of	8,360	737
Windsor	5,162	3,326
<b>Totals</b>	<b>13,522</b>	<b>4,063</b>
<b>Plurality: 9,459</b>		

3rd District	John B. Larson (D)	Vacancy in Nomination (R)
East Hartford	11,505	
East Windsor	1,757	
Ellington	2,046	
South Windsor	5,008	
<b>Totals</b>	<b>20,316</b>	

4th District	Michael P. Meotti (D)	Carl A. Zinsser (R)
Bolton	667	869
Columbia	846	712
Glastonbury	5,993	5,177
Hebron	1,160	1,116
Manchester	9,110	9,124
<b>Totals</b>	<b>17,776</b>	<b>16,998</b>
<b>Plurality: 778</b>		

5th District	Kevin B. Sullivan (D)	Charles R. Matties (R)
Avon	2,525	2,755
Burlington	1,100	907
Farmington, part of	1,532	1,744
West Hartford	16,217	11,757
<b>Totals</b>	<b>21,374</b>	<b>17,163</b>
<b>Plurality: 4,211</b>		

VOTE FOR STATE SENATORS, NOVEMBER 4, 1986  
SENATORIAL DISTRICTS

6th District	Joseph H. Harper, Jr. (D)	Bernard B. Walsh, Jr. (R)
New Britain, part of	12,264	5,017
Plainville	3,361	1,787
<b>Totals</b>	<b>15,625</b>	<b>6,804</b>

Plurality: 8,821

7th District	Cornelius O'Leary (D)	No Nomination (R)
East Granby	870	
Enfield	8,399	
Somers	1,510	
Stafford	2,630	
Suffield	2,099	
Windsor Locks	3,372	
<b>Totals</b>	<b>18,880</b>	

8th District	Dwight Schweitzer (D)	Reginald J. Smith (R)
Barkhamsted	410	671
Bloomfield	4,333	2,774
Canaan	131	220
Canton	1,263	1,733
Colebrook	259	299
Granby	1,187	1,998
Hartland	198	341
Harwinton	761	994
New Hartford	648	1,267
Norfolk	291	434
North Canaan	432	697
Simsbury	3,220	5,335
Winchester	1,741	1,994
<b>Totals</b>	<b>14,874</b>	<b>18,757</b>

Plurality: 3,883

9th District	A. Cynthia Matthews (D)	Richard B. Johnston (R)
Berlin	3,685	3,100
Farmington, part of	1,678	1,576
New Britain, part of	716	439
Newington	6,546	4,760
Rocky Hill	3,324	2,083
Wethersfield, part of	3,874	3,507
<b>Totals</b>	<b>19,823</b>	<b>15,465</b>

Plurality: 4,358

VOTE FOR STATE SENATORS, NOVEMBER 4, 1986  
 SENATORIAL DISTRICTS

10th District	John C. Daniels (D)	Louis L. Voigt (R)
New Haven, part of	8,338	1,309
West Haven, part of	6,487	2,915
<b>Totals</b>	<b>14,825</b>	<b>4,224</b>
<b>Plurality: 10,601</b>		

11th District	Anthony V. Avallone (D)	Charles A. Schlegel, Jr. (R)
East Haven, part of	2,664	1,489
New Haven, part of	13,756	3,947
<b>Totals</b>	<b>16,420</b>	<b>5,436</b>
<b>Plurality: 10,984</b>		

12th District	Thomas J. Sullivan (D)	Richard S. Eaton (R)
Branford	4,779	4,167
Durham	915	1,011
Guilford	2,642	3,404
Middlefield	913	716
North Branford	1,702	1,941
Wallingford, part of	4,282	3,200
<b>Totals</b>	<b>15,233</b>	<b>14,439</b>
<b>Plurality: 794</b>		

13th District	Amelia P. Mustone (D)	John A. Francis (R)
Meriden	10,898	5,396
Middletown, part of	6,593	2,808
<b>Totals</b>	<b>17,491</b>	<b>8,204</b>
<b>Plurality: 9,287</b>		

14th District	Mitchell R. Goldblatt (D)	Thomas Scott (R)
Milford	5,960	9,726
Orange	2,537	2,810
West Haven, part of	4,247	3,073
<b>Totals</b>	<b>12,744</b>	<b>15,609</b>
<b>Plurality: 2,865</b>		

VOTE FOR STATE SENATORS, NOVEMBER 4, 1986  
SENATORIAL DISTRICTS

15th District	Gerald M. Noonan (D)	Thomas F. Upson (R)
Middlebury	866	1,576
Naugatuck	4,211	3,761
Prospect	1,021	1,433
Waterbury, part of	7,641	7,802
Totals	13,739	14,572

Plurality: 833

16th District	Donald M. Rinaldi (D)	Joseph C. Markley (R)
Southington, part of	2,365	3,660
Waterbury, part of	9,366	5,883
Wolcott	1,972	2,424
Totals	13,703	11,967

Plurality: 1,736

17th District	Gary A. Hale (D)	John F. Consoli (R)
Ansonia	4,122	2,303
Beacon Falls	775	608
Bethany	675	1,164
Derby	2,457	1,397
Hamden, part of	7,135	5,016
Seymour, part of	527	464
Woodbridge	1,396	1,901
Totals	17,087	12,853

Plurality: 4,234

18th District	Steven Spellman (D)	Donald Schoolcraft (R)
Griswold, part of	505	474
Groton	4,720	3,897
Ledyard	1,810	1,975
North Stonington	652	776
Preston	611	662
Stonington	3,490	2,407
Voluntown	288	229
Totals	12,076	10,420

Plurality: 1,656

VOTE FOR STATE SENATORS, NOVEMBER 4, 1986  
 SENATORIAL DISTRICTS

19th District	Kenneth L. Przybyz (D)	Eric R. Benson (R)
Bozrah	528	368
Colchester	2,364	1,046
East Haddam	1,176	1,068
Franklin	307	450
Lebanon	843	1,186
Lisbon	552	463
Montville	3,165	1,354
Norwich	6,098	3,808
Salem	681	337
Sprague	535	453
<b>Totals</b>	<b>16,249</b>	<b>10,533</b>

Plurality: 5,716

20th District	Mark Healey Powers (D)	Pierce F. Connair (R)
Deep River	853	739
East Lyme	3,202	1,745
Essex	952	1,170
Lyme	301	511
New London	4,024	2,050
Old Lyme	1,146	1,413
Old Saybrook	1,480	1,887
Waterford	3,917	2,571
<b>Totals</b>	<b>15,875</b>	<b>12,086</b>

Plurality: 3,789

21st District	Ann M. Dougherty (D)	George L. Gunther (R)
Monroe, part of	406	561
Shelton	4,254	5,874
Stratford	6,762	11,360
<b>Totals</b>	<b>11,422</b>	<b>17,795</b>

Plurality: 6,373

22nd District	Howard T. Owens, Jr. (D)	Lee Scarpetti (R)
Bridgeport, part of	9,984	4,944
Trumbull	5,624	6,612
<b>Totals</b>	<b>15,608</b>	<b>11,556</b>

Plurality: 4,052

23rd District	Margaret E. Morton (D)	Rafael Segarra (R)
Bridgeport, part of	9,064	3,205

Plurality: 5,859

VOTE FOR STATE SENATORS, NOVEMBER 4, 1986  
SENATORIAL DISTRICTS

24th District	James H. Maloney (D)	Robert T. Miller (R)
Bethel	2,366	2,422
Danbury	8,036	6,259
New Fairfield	1,350	2,299
Totals	11,752	10,980

Plurality: 772

25th District	John Atkin (D)	Joseph A. Santo (R)
Darien, part of	889	2,394
Norwalk	10,911	9,145
Totals	11,800	11,539

Plurality: 261

26th District	Louis R. Dorsey, Sr. (D)	Judith G. Freedman (R)
New Canaan	1,468	4,732
Ridgefield	2,223	4,246
Weston	821	2,088
Westport	3,708	6,141
Wilton	1,559	3,636
Totals	9,779	20,843

Plurality: 11,064

27th District	Anthony D. Truglia (D)	Henry M. Sanders (R)
Darien, part of	1,394	1,714
Stamford, part of	12,519	5,783
Totals	13,913	7,497

Plurality: 6,416

28th District	Barbara A. Bernacki (D)	Fred H. Lovegrove, Jr. (R)
Easton	898	1,461
Fairfield	9,886	9,893
Newtown	2,355	3,263
Redding	1,186	1,377
Totals	14,325	15,994

Plurality: 1,669

VOTE FOR STATE SENATORS, NOVEMBER 4, 1986  
 SENATORIAL DISTRICTS

29th District	Kevin P. Johnston (D)	Alvin P. Ridgway, Jr. (R)
Canterbury	696	530
Griswold, part of	854	248
Killingly	2,703	1,046
Mansfield, part of	2,215	852
Plainfield	2,053	1,369
Putnam	2,174	730
Scotland	277	160
Sterling	323	215
Thompson	2,118	769
Windham	4,387	1,526
<b>Totals</b>	<b>17,800</b>	<b>7,445</b>
Plurality: 10,355		

30th District	Timothy W. Driscoll (D)	M. Adela Eads (R)
Bethlehem	454	738
Cornwall	222	377
Goshen	266	532
Kent	224	746
Litchfield	1,048	2,013
Morris	305	483
New Milford	1,544	2,991
Salisbury	494	1,118
Sharon	255	627
Sherman	262	609
Thomaston	1,111	1,307
Torrington	6,268	4,384
Warren	83	317
Washington	358	888
<b>Totals</b>	<b>12,894</b>	<b>17,130</b>
Plurality: 4,236		

31st District	Steven C. Casey (D)	Dorothy Micloskey Ives (R)
Bristol	14,022	3,657
Plymouth	2,377	999
Southington, part of	3,214	1,964
<b>Totals</b>	<b>19,613</b>	<b>6,620</b>
Plurality: 12,993		



VOTE FOR STATE SENATORS, NOVEMBER 4, 1986  
 SENATORIAL DISTRICTS

32nd District	Joseph A. C. Ruel (D)	Jamie McLaughlin (R)
Bridgewater	212	469
Brookfield	1,205	2,704
Monroe, part of	1,274	1,664
Oxford	700	1,526
Roxbury	163	576
Seymour	1,377	1,881
Southbury	1,401	4,098
Watertown	2,340	4,255
Woodbury	492	2,332
Totals	9,164	19,505
Plurality: 10,341		

33rd District	Charles Wiltsie III (D)	Kenneth T. Hampton (R)
Chester	498	622
Clinton	1,475	2,152
Cromwell	2,060	1,887
East Hampton	1,877	1,510
Haddam	1,169	1,390
Killingworth	654	977
Madison	1,590	3,646
Marlborough	934	976
Middletown, part of	1,728	978
Portland	1,914	1,647
Westbrook	754	1,252
Totals	14,653	17,037
Plurality: 2,384		

34th District	Arthur M. Concilio (D)	Philip S. Robertson (R)
Cheshire	2,148	6,034
East Haven, part of	2,155	1,618
Hamden, part of	2,844	3,082
North Haven	3,134	4,888
Wallingford, part of	2,055	2,016
Totals	12,336	17,638
Plurality: 5,302		

VOTE FOR STATE SENATORS, NOVEMBER 4, 1986  
 SENATORIAL DISTRICTS

35th District	Marie A. Herbst (D)	James D. Giuliatti (R)
Andover	430	384
Ashford	667	421
Brooklyn	930	862
Chaplin	245	286
Coventry	1,627	1,218
Eastford	196	310
Hampton	240	269
Mansfield, part of	634	353
Pomfret	415	556
Tolland	1,949	1,455
Union	111	151
Vernon	5,977	3,034
Willington	860	667
Woodstock	758	1,067
<b>Totals</b>	<b>15,039</b>	<b>11,033</b>

Plurality: 4,006

36th District	Stephen Fuzesi, Jr. (D)	Michael L. Morano (R)
Greenwich	6,368	12,223
Stamford, part of	2,720	3,829
<b>Totals</b>	<b>9,088</b>	<b>16,052</b>

Plurality: 6,964

VOTE FOR STATE REPRESENTATIVES, NOVEMBER 4, 1986  
ASSEMBLY DISTRICTS

1st District	Eric D. Coleman (D)	No Nomination (R)
Bloomfield, part of	1,901	
Hartford, part of	1,482	
Totals	3,383	
2nd District	Thomas D. Ritter (D)	No Nomination (R)
Hartford, part of	3,391	
3rd District	Arthur A. Brouillet, Jr. (D)	Susan Durand (R)
Hartford, part of	2,235	432
Plurality:	1,803	
4th District	John W. Fonfara (D)	John Lupo, Jr. (R)
Hartford, part of	4,022	917
Plurality:	3,105	
5th District	Anthony J. Palermino (D)	No Nomination (R)
Hartford, part of	3,460	
6th District	Abraham L. Giles (D)	Antonio Illas (R)
Hartford, part of	1,934	264
Plurality:	1,670	
7th District	Carrie Saxon Perry (D)	No Nomination (R)
Hartford, part of	3,528	

VOTE FOR STATE REPRESENTATIVES, NOVEMBER 4, 1986  
ASSEMBLY DISTRICTS

8th District	Edith G. Prague (D)	Raymond S. Milvae (R)
Bozrah	563	323
Columbia	1,266	364
Coventry	1,978	899
Franklin	485	260
Lebanon	1,184	848
<b>Totals</b>	<b>5,476</b>	<b>2,694</b>

Plurality: 2,782

9th District	Donald F. Bates (D)	Paul Robert Munns (R)
East Hartford, part of	2,555	1,859
Glastonbury, part of	520	682
Manchester, part of	839	893
<b>Totals</b>	<b>3,914</b>	<b>3,434</b>

Plurality: 480

10th District	Timothy J. Moynihan (D)	Paul P. Verchinski (R)
East Hartford, part of	3,911	1,240

Plurality: 2,671

11th District	Richard M. Torpey (D)	Robert W. Perrault (R)
East Hartford, part of	3,775	1,518

Plurality: 2,257

12th District	James R. McCavanagh (D)	John A. Tucci (R)
Manchester, part of	5,264	2,663

Plurality: 2,601

13th District	John W. Thompson (D)	Elsie L. Swensson (R)	Edward J. Wilson (P.C.)
Manchester, part of	4,052	2,774	83

Plurality: 1,278

VOTE FOR STATE REPRESENTATIVES, NOVEMBER 4, 1986  
ASSEMBLY DISTRICTS

14th District	John J. Woodcock III (D)	Kevin F. Rennie (R)
South Windsor	4,277	3,346
Vernon, part of	810	470
Totals	5,087	3,816

Plurality: 1,271

15th District	Naomi K. Cohen (D)	No Nomination (R)
Bloomfield, part of	3,380	
Windsor, part of	2,306	
Totals	5,686	

16th District	Michael H. Lanza (D)	James T. Fleming (R)
Simsbury	3,230	5,594

Plurality: 2,364

17th District	Win Gentile (D)	Beatrice K. Murdock (R)
Avon	1,525	3,786
Burlington, part of	382	474
Canton	1,477	1,567
Totals	3,384	5,827

Plurality: 2,443

18th District	Miles Rapoport (D)	Gail Weinstein (R)
West Hartford, part of	5,651	4,040

Plurality: 1,611

19th District	Larry Price (D)	Robert Farr (R)
West Hartford, part of	4,390	4,396

Plurality: 6

20th District	Richard T. Mulready (D)	John L. Bonee III (R)
West Hartford, part of	5,068	4,526

Plurality: 542

VOTE FOR STATE REPRESENTATIVES, NOVEMBER 4, 1986  
ASSEMBLY DISTRICTS

21st District	Linda A. Kobylarz (D)	William L. Wollenberg (R)
Burlington, part of Farmington	651 2,499	534 4,077
Totals	3,150	4,611
Plurality: 1,461		

22nd District	Eugene J. Millerick (D)	Cheryl M. Richards (R)
New Britain, part of Plainville	458 3,173	735 2,169
Southington, part of	293	310
Totals	3,924	3,214
Plurality: 710		

23rd District	Joseph S. Raia (D)	No Nomination (R)	Louis J. Marietta (P.C.)
New Britain, part of	3,946		158
Plurality: 3,788			

24th District	Irene B. Favreau (D)	Vacancy in Nomination (R)
New Britain, part of	3,421	

25th District	Raymond M. H. Joyce (D)	No Nomination (R)
New Britain, part of Newington, part of	1,645 2,103	
Totals	3,748	

26th District	Stanley J. Krawiec (D)	William D. DeHuff (R)
New Britain, part of	3,191	1,433
Plurality: 1,758		

27th District	Richard J. Balducci (D)	Kent E. Stoddard, Jr. (R)
Newington, part of	5,307	2,919
Plurality: 2,388		

VOTE FOR STATE REPRESENTATIVES, NOVEMBER 4, 1986  
ASSEMBLY DISTRICTS

28th District	Robert G. Gilligan (D)	Robert G. Gilligan (R)
Wethersfield, part of	5,560	3,555

29th District	Richard D. Tulisano (D)	Vacancy in Nomination (R)
Rocky Hill	4,099	
Wethersfield, part of	1,694	
Totals	5,793	

30th District	Ida Mangan Ragazzi (D)	Ann Dandrow (R)
Berlin	3,579	3,243
Southington, part of	644	1,021
Totals	4,223	4,264

Plurality: 41

31st District	Charles C. Greenwald (D)	Robert D. Bowden (R)
Glastonbury, part of	3,978	5,874

Plurality: 1,896

32nd District	Vincent C. Mazzotta (D)	Robert F. Jahn (R)
Cromwell	2,171	1,827
Middletown, part of	507	200
Portland	2,379	1,179
Totals	5,057	3,206

Plurality: 1,851

33rd District	Paul Gionfriddo (D)	Richard D. Winter (R)
Middletown, part of	4,417	1,866

Plurality: 2,551

34th District	Dean Markham (D)	No Nomination (R)
East Haddam	1,535	
East Hampton	2,645	
Haddam	1,738	
Totals	5,918	

VOTE FOR STATE REPRESENTATIVES, NOVEMBER 4, 1986  
ASSEMBLY DISTRICTS

35th District	No Nomination (D)	Sidney J. Holbrook (R)
Clinton		2,217
Essex		1,318
Westbrook		1,449
<b>Totals</b>		<b>4,984</b>

36th District	George J. Eckenroth (D)	John J. Tiffany II (R)
Deep River	910	709
Lyme	236	583
Old Lyme	928	1,674
Old Saybrook	1,400	1,995
<b>Totals</b>	<b>3,474</b>	<b>4,961</b>
<b>Plurality: 1,487</b>		

37th District	John T. Hoyer (D)	Elizabeth H. Murphy (R)
East Lyme	2,370	2,488
Montville, part of	1,019	738
<b>Totals</b>	<b>3,389</b>	<b>3,226</b>
<b>Plurality: 163</b>		

38th District	Janet Polinsky (D)	Herbert F. Moran (R)
New London, part of	468	206
Waterford	4,863	1,711
<b>Totals</b>	<b>5,331</b>	<b>1,917</b>
<b>Plurality: 3,414</b>		

39th District	William J. Cibes, Jr. (D)	Michael Amanti (R)
New London, part of	2,916	922
<b>Plurality: 1,994</b>		

40th District	Jay B. Levin (D)	Philip H. Tuthill (R)
Groton, part of	1,732	1,497
New London, part of	1,142	543
<b>Totals</b>	<b>2,874</b>	<b>2,040</b>
<b>Plurality: 834</b>		



VOTE FOR STATE REPRESENTATIVES, NOVEMBER 4, 1986  
ASSEMBLY DISTRICTS

41st District	Emanuel Dander (D)	Muriel W. Buckley (R)
Groton, part of	2,624	2,738

Plurality: 114

42nd District	Richard D. Tashea (D)	Glenn N. Arthur (R)
Groton, part of Ledyard	54 1,665	83 2,305
Totals	1,719	2,388

Plurality: 669

43rd District	Terrence McKenna (D)	Frank Turek (R)
North Stonington Stonington	540 2,361	873 3,555
Totals	2,901	4,428

Plurality: 1,527

44th District	Richard A. Gosselin (D)	Geraldine C. Elliott (R)
Killingly, part of Plainfield	959 2,250	913 1,197
Totals	3,209	2,110

Plurality: 1,099

45th District	Steven T. Mikutel (D)	David Anderson (R)
Griswold Lisbon Preston Sterling Voluntown	1,227 548 487 259 256	957 470 840 278 272
Totals	2,777	2,817

Plurality: 40

46th District	Michael J. Leary (D)	Peter A. Nystrom (R)
Norwich, part of	2,670	2,799

Plurality: 129

VOTE FOR STATE REPRESENTATIVES, NOVEMBER 4, 1986  
ASSEMBLY DISTRICTS

47th District	Shaun M. McNally (D)	Peter V. Cuprak (R)
Norwich, part of	2,604	2,076
Sprague	572	403
<b>Totals</b>	<b>3,176</b>	<b>2,479</b>
<b>Plurality: 697</b>		

48th District	Joseph T. Ploszaj (D)	Andrew McCall Norton (R)
Colchester	1,554	1,869
Montville, part of	1,424	1,216
Salem	519	494
<b>Totals</b>	<b>3,497</b>	<b>3,579</b>
<b>Plurality: 82</b>		

49th District	John J. Lescoe (D)	Priscilla J. Root (R)
Windham	3,843	2,207
<b>Plurality: 1,636</b>		

50th District	Raymond A. Guillet (D)	John T. Savage (R)
Brooklyn	843	957
Canterbury	665	583
Chaplin	229	313
Eastford	175	345
Hampton	209	307
Killingly, part of	503	402
Pomfret	305	675
Scotland	231	209
<b>Totals</b>	<b>3,160</b>	<b>3,791</b>
<b>Plurality: 631</b>		

51st District	Geri W. Langlois (D)	Theodore A. Gagne, Jr. (R)
Killingly, part of	546	435
Putnam	1,550	1,382
Thompson	1,494	1,471
<b>Totals</b>	<b>3,590</b>	<b>3,288</b>
<b>Plurality: 302</b>		

VOTE FOR STATE REPRESENTATIVES, NOVEMBER 4, 1986  
ASSEMBLY DISTRICTS

52nd District	John D. Mordasky (D)	No Nomination (R)	Robert Bechta (P.C.)
Somers, part of	1,070		22
Stafford	2,664		158
Union	158		11
Woodstock	1,021		26
<b>Totals</b>	<b>4,913</b>		<b>217</b>
<b>Plurality:</b>	<b>4,696</b>		

53rd District	Nancy S. Wyman (D)	Robert W. Bass (R)
Ashford	735	357
Tolland	2,194	1,216
Vernon, part of	732	462
Willington	978	571
<b>Totals</b>	<b>4,639</b>	<b>2,606</b>
<b>Plurality:</b>	<b>2,033</b>	

54th District	Jonathan W. Pelto (D)	Edwin E. Passmore (R)
Mansfield	2,748	1,460
<b>Plurality:</b>	<b>1,288</b>	

55th District	J. David Cohen (D)	J. Peter Fuscas (R)
Andover	379	436
Bolton	641	876
Hebron	1,084	1,205
Manchester, part of	785	840
Marlborough	776	1,179
<b>Totals</b>	<b>3,665</b>	<b>4,536</b>
<b>Plurality:</b>	<b>871</b>	

56th District	Joseph D. Courtney (D)	Robert E. Hurd (R)
Vernon, part of	3,502	2,930
<b>Plurality:</b>	<b>572</b>	

57th District	Teresalee Bertinuson (D)	No Nomination (R)
East Windsor	1,821	
Ellington	2,111	
Somers, part of	454	
<b>Totals</b>	<b>4,386</b>	

VOTE FOR STATE REPRESENTATIVES, NOVEMBER 4, 1986  
ASSEMBLY DISTRICTS

58th District	Frederick A. Gelsi (D)	No Nomination (R)
Enfield, part of	3,979	

59th District	William Kiner (D)	No Nomination (R)	Charles A. Fuller, Jr. (P.C.)
Enfield, part of	4,419		369
Plurality: 4,050			

60th District	Carl J. Schiessl III (D)	William D. Chiodo (R)	William J. Holmes (P.C.)
Windsor, part of	1,290	1,274	234
Windsor Locks	2,954	1,071	388
Totals	4,244	2,345	622
Plurality: 1,899			

61st District	No Nomination (D)	Ruth C. Fahrbach (R)
East Granby, part of Suffield		643
Windsor, part of		2,348
		1,476
Totals		4,467

62nd District	Carol A. Grenier (D)	Otto C. Neumann (R)
Barkhamsted	493	564
Colebrook	259	280
East Granby, part of Granby	185	346
Hartland	954	2,285
New Hartford	194	336
	745	1,090
Totals	2,830	4,901
Plurality: 2,071		

63rd District	Nancy R. Eisenlohr (D)	Anthony J. Nania (R)
Norfolk	304	448
North Canaan	417	766
Salisbury	617	1,003
Winchester	1,803	2,094
Totals	3,141	4,311
Plurality: 1,170		

VOTE FOR STATE REPRESENTATIVES, NOVEMBER 4, 1986  
ASSEMBLY DISTRICTS

64th District	Patsy P. Van Doren (D)	Joseph N. Ruwet (R)
Canaan	183	179
Cornwall	312	296
Goshen	265	529
Kent	329	604
Sharon	386	493
Torrington, part of	1,411	2,348
Warren	110	287
<b>Totals</b>	<b>2,996</b>	<b>4,736</b>

Plurality: 1,740

65th District	John A. Miscikoski (D)	George P. Avitabile (R)
Torrington, part of	3,313	3,680

Plurality: 367

66th District	Louis Erteschik (D)	Robert A. Maddox, Jr. (R)
Bethlehem	417	797
Harwinton	924	852
Litchfield	1,693	1,427
Morris	388	406
Washington	525	714
<b>Totals</b>	<b>3,947</b>	<b>4,196</b>

Plurality: 249

67th District	Alfred J. Esposito (D)	Oskar G. Rogg (R)
New Fairfield, part of	859	1,710
New Milford, part of	810	1,676
Sherman	319	566
<b>Totals</b>	<b>1,988</b>	<b>3,952</b>

Plurality: 1,964

68th District	Sean C. Butterly (D)	Herbert A. Darling (R)
Watertown, part of	2,892	1,896
Woodbury	1,104	1,643
<b>Totals</b>	<b>3,996</b>	<b>3,539</b>

Plurality: 457

VOTE FOR STATE REPRESENTATIVES, NOVEMBER 4, 1986  
ASSEMBLY DISTRICTS

69th District	Robert S. Brown (D)	Carol A. Herskowitz (R)
Bridgewater	277	405
New Milford, part of	656	1,396
Roxbury	225	505
Southbury, part of	955	3,152
<b>Totals</b>	<b>2,113</b>	<b>5,458</b>

Plurality: 3,345

70th District	Kevin G. Knowles (D)	George F. Krodel (R)
Naugatuck, part of	3,225	2,769

Plurality: 456

71st District	Doreen M. DelBianco (D)	Norma L. Cappelletti (R)
Middlebury, part of	508	751
Waterbury, part of	3,637	2,806
<b>Totals</b>	<b>4,145</b>	<b>3,557</b>

Plurality: 588

72nd District	Reginald G. Beamon (D)	James R. Sanders (R)
Waterbury, part of	3,430	1,854

Plurality: 1,576

73rd District	Joan V. Hartley (D)	Gloria S. Bogen (R)
Waterbury, part of	4,588	2,813

Plurality: 1,775

74th District	Elizabeth Brown (D)	Louis Orsini (R)
Waterbury, part of	4,021	3,077

Plurality: 944

75th District	Thomas F. Conway (D)	Ralph DiPalma (R)
Waterbury, part of	3,325	1,596

Plurality: 1,729

VOTE FOR STATE REPRESENTATIVES, NOVEMBER 4, 1986  
ASSEMBLY DISTRICTS

76th District	Marie W. Galbraith (D)	Francis J. Carpenter (R)
Plymouth, part of	1,331	978
Thomaston	1,004	1,484
Watertown, part of	1,019	821
<b>Totals</b>	<b>3,354</b>	<b>3,283</b>

Plurality: 71

77th District	Stephen J. Duffy (D)	Joan V. Seguljic (R)
Bristol, part of	4,701	1,987
<b>Totals</b>	<b>4,701</b>	<b>1,987</b>

Plurality: 2,714

78th District	Christopher Ziogas (D)	Edward C. Krawiecki, Jr. (R)
Bristol, part of	1,928	3,332
Plymouth, part of	342	706
<b>Totals</b>	<b>2,270</b>	<b>4,038</b>

Plurality: 1,768

79th District	Salvatore Micucci (D)	Craig P. Taylor (R)
Bristol, part of	3,029	3,080
<b>Totals</b>	<b>3,029</b>	<b>3,080</b>

Plurality: 51

80th District	No Nomination (D)	Eugene A. Migliaro, Jr. (R)
Southington, part of Wolcott		1,512
		3,122
<b>Totals</b>		<b>4,634</b>

81st District	Gerald P. Crean, Jr. (D)	Angelo M. Fusco (R)
Southington, part of	3,196	3,683
<b>Totals</b>	<b>3,196</b>	<b>3,683</b>

Plurality: 487

82nd District	Thomas S. Luby (D)	Richard P. Antonetti (R)
Meriden, part of	2,479	1,755
Middlefield	871	792
<b>Totals</b>	<b>3,350</b>	<b>2,547</b>

Plurality: 803

VOTE FOR STATE REPRESENTATIVES, NOVEMBER 4, 1986  
ASSEMBLY DISTRICTS

83rd District	Rose Cignatta (D)	John Zajac, Jr. (R)
Meriden, part of	2,634	3,749

Plurality: 1,115

84th District	Benjamin N. DeZinno, Jr. (D)	Ronald F. Bushman (R)
Meriden, part of	4,273	1,495

Plurality: 2,778

85th District	Mary M. Mushinsky (D)	No Nomination (R)
Wallingford, part of	4,523	

86th District	Joan M. Fitch (D)	Robert M. Ward (R)
East Haven, part of	737	491
North Branford	1,678	2,075
Wallingford, part of	787	711
Totals	3,202	3,277

Plurality: 75

87th District	Sally J. Buemi (D)	Paul D. Abercrombie (R)
Hamden, part of	1,395	1,003
North Haven, part of	2,377	3,107
Totals	3,772	4,110

Plurality: 338

88th District	Charles Karjanis (D)	Howard L. Luppi (R)
Hamden, part of	3,142	2,230
North Haven, part of	954	1,557
Totals	4,096	3,787

Plurality: 309

89th District	Edward L. Diana (D)	David O. Thorp (R)
Cheshire, part of	1,555	2,801
Prospect, part of	589	614
Wallingford, part of	1,125	1,079
Totals	3,269	4,494

Plurality: 1,225



VOTE FOR STATE REPRESENTATIVES, NOVEMBER 4, 1986  
ASSEMBLY DISTRICTS

90th District	Mary G. Fritz (D)	Carleton J. Benson (R)	
Cheshire, part of	2,093	1,683	
Prospect, part of	557	707	
Wallingford, part of	1,481	541	
Totals	4,131	2,931	
Plurality: 1,200			
91st District	Ronald Smoko (D)	Lester Spaulding (R)	
Hamden, part of	5,085	2,095	
Plurality: 2,990			
92nd District	Patricia A. Dillon (D)	Jeffrey W. Doolan (R)	
New Haven, part of	4,855	1,286	
Plurality: 3,569			
93rd District	Irving J. Stolberg (D)	Thomas M. McDermott (R)	
New Haven, part of	3,134	519	
Plurality: 2,615			
94th District	William R. Dyson (D)	Leroy G. Gomes, Sr. (R)	
New Haven, part of	3,045	396	
Plurality: 2,649			
95th District	Walter S. Brooks (D)	Ralph Landolfi (R)	Joel Schechter (G)
New Haven, part of	2,600	502	176
Plurality: 2,098			
96th District	Martin M. Looney (D)	Ronald Barnabei, Jr. (R)	
New Haven, part of	3,668	865	
Plurality: 2,803 (Total write-in votes for registered write-in candidate, 1 )			
97th District	Robert J. Hauser, Jr. (D)	Kristina H. Longyear (R)	
New Haven, part of	4,800	1,859	
Plurality: 2,941			

VOTE FOR STATE REPRESENTATIVES, NOVEMBER 4, 1986  
ASSEMBLY DISTRICTS

98th District	Eugene A. Sivek (D)	Francis X. O'Neill, Jr. (R)
Branford, part of	600	621
Guilford	2,235	3,780
<b>Totals</b>	<b>2,835</b>	<b>4,401</b>

Plurality: 1,566

99th District	Michael P. Lawlor (D)	Paul R. Karbowski (R)
East Haven, part of	4,224	2,737

Plurality: 1,487

100th District	David Lavine (D)	George M. Souto (R)
Durham	1,192	773
Middletown, part of	3,255	2,155
<b>Totals</b>	<b>4,447</b>	<b>2,928</b>

Plurality: 1,519

101st District	George E. Blair III (D)	Linda N. Emmons (R)
Chester	482	652
Killingworth	628	1,000
Madison	1,594	3,774
<b>Totals</b>	<b>2,704</b>	<b>5,426</b>

Plurality: 2,722

102nd District	Stephen P. Hanchuruck (D)	Peggy Beckett-Rinker (R)
Branford, part of	4,028	3,844

Plurality: 184

103rd District	Lillian Anna Clayman (D)	Peter M. Lerner (R)
Bethany	614	1,244
Hamden, part of	1,590	1,693
Woodbridge	973	2,422
<b>Totals</b>	<b>3,177</b>	<b>5,359</b>

Plurality: 2,182

VOTE FOR STATE REPRESENTATIVES, NOVEMBER 4, 1986  
ASSEMBLY DISTRICTS

104th District	Vincent J. Tonucci (D)	Tom Dudchik (R)
Ansonia, part of	3,151	2,267
Derby, part of	1,074	501
<b>Totals</b>	<b>4,225</b>	<b>2,768</b>

Plurality: 1,457

105th District	John W. Betkoski III (D)	George P. Bassing (R)
Ansonia, part of	549	408
Beacon Falls	890	523
Seymour	1,951	2,404
<b>Totals</b>	<b>3,390</b>	<b>3,335</b>

Plurality: 55

106th District	Ann M. Krane (D)	Mae S. Schmidle (R)
Bethel, part of	889	1,024
Newtown, part of	1,759	2,248
<b>Totals</b>	<b>2,648</b>	<b>3,272</b>

Plurality: 624

107th District	Robert Josephy (D)	M. Jodi Rell (R)
Bethel, part of	1,357	1,581
Brookfield	1,025	3,039
<b>Totals</b>	<b>2,382</b>	<b>4,620</b>

Plurality: 2,238

108th District	Robert L. Peat (D)	Norma D. Gyle (R)
Danbury, part of	2,410	2,376
New Fairfield, part of	328	700
<b>Totals</b>	<b>2,738</b>	<b>3,076</b>

Plurality: 338

109th District	Lynn H. Taborsak (D)	Vincent J. Scialabba (R)	Richard M. Hunt (U)
Danbury, part of	3,195	1,519	57

Plurality: 1,676

VOTE FOR STATE REPRESENTATIVES, NOVEMBER 4, 1986  
ASSEMBLY DISTRICTS

110th District	Paul J. Garavel (D)	Glenn C. Wicklund (R)	Winton C. Nickerson (U)
Danbury, part of	3,290	1,536	34
Plurality: 1,754			
111th District	Barbara M. Ireland (D)	Janet L. Johns (R)	
Ridgefield	3,622	3,213	
Plurality: 409			
112th District	P. John Millo (D)	Adele L. Kusnitz (R)	
Monroe Shelton, part of	1,856 662	2,537 636	
Totals	2,518	3,173	
Plurality: 655			
113th District	Robert A. Jevarjian (D)	Richard O. Belden (R)	
Shelton, part of	2,506	4,761	
Plurality: 2,255			
114th District	Alceo D. Lucarelli (D)	Alan Schlesinger (R)	
Derby, part of	1,235	1,015	
Orange, part of	1,538	2,742	
West Haven, part of	404	319	
Totals	3,177	4,076	
Plurality: 899			
115th District	Vito M. Mazza (D)	Joseph R. Nardini (R)	
West Haven, part of	4,340	2,854	
Plurality: 1,486			
116th District	Joseph A. Adamo (D)	Clemente F. Evangeliste (R)	
West Haven, part of	3,805	2,009	
Plurality: 1,796			

VOTE FOR STATE REPRESENTATIVES, NOVEMBER 4, 1986  
ASSEMBLY DISTRICTS

117th District	Arthur C. Gilbert (D)	Raymond V. Collins, Jr. (R)
Milford, part of	1,490	1,886
Orange, part of	395	648
West Haven, part of	2,096	1,373
Totals	3,981	3,907

Plurality: 74

118th District	David N. Cole (D)	Timothy J. Casey (R)
Milford, part of	1,965	3,916

Plurality: 1,951

119th District	Katherine O. Lutz (D)	Gerard B. Patton (R)
Milford, part of	2,668	3,678

Plurality: 1,010

120th District	Richard E. Mancini (D)	J. Vincent Chase (R)
Stratford, part of	2,750	4,744

Plurality: 1,994

121st District	Robert F. Frankel (D)	John Bortniak (R)
Stratford, part of	4,409	2,243

Plurality: 2,166

122nd District	Richard A. Sakowitz (D)	Robert G. Jaekle (R)
Shelton, part of	623	856
Stratford, part of	1,271	2,397
Trumbull, part of	1,057	1,504
Totals	2,951	4,757

Plurality: 1,806

123rd District	Morag L. Vance (D)	Morag L. Vance (R)
Trumbull, part of	3,565	3,939

VOTE FOR STATE REPRESENTATIVES, NOVEMBER 4, 1986  
ASSEMBLY DISTRICTS

124th District	Sheila A. Baker (D)	Denise J. McClellan (R)
Bridgeport, part of	2,451	494
Plurality: 1,957		
125th District	Gabriel J. Biafore (D)	Mirene (Mimi) Gomez (R)
Bridgeport, part of	2,569	977
Plurality: 1,592		
126th District	Robert T. Keeley, Jr. (D)	Willie J. Smith (R)
Bridgeport, part of	3,451	1,421
Plurality: 2,030		
127th District	Jacqueline M. Cocco (D)	John M. Varrone (R)
Bridgeport, part of	3,710	2,601
Plurality: 1,109		
128th District	Mario Testa (D)	Christopher C. Faille (R)
Bridgeport, part of	1,702	578
Plurality: 1,124		
129th District	Lee A. Samowitz (D)	Casey Daly (R)
Bridgeport, part of	2,973	2,125
Plurality: 848		
130th District	Jose C. Lugo (D)	William T. Pow (R)
Bridgeport, part of	1,596	669
Plurality: 927		
131st District	Robert D. Lynch (D)	Richard Foley (R)
Middlebury, part of	417	779
Naugatuck, part of	828	983
Oxford	858	1,446
Southbury, part of	458	954
Totals	2,561	4,162
Plurality: 1,601		

VOTE FOR STATE REPRESENTATIVES, NOVEMBER 4, 1986  
ASSEMBLY DISTRICTS

132nd District	Jean Ames Sturges (D)	John G. Metsopoulos (R)
Fairfield, part of	2,942	3,510
Plurality: 568		

133rd District	Robert J. Werner (D)	Elinor F. Wilber (R)
Fairfield, part of	2,493	5,018
Plurality: 2,525		

134th District	Sidney S. Postol (D)	Daniel F. Caruso (R)
Fairfield, part of	3,197	2,934
Trumbull, part of	935	1,047
Totals	4,132	3,981
Plurality: 151		

135th District	No Nomination (D)	Alice V. Meyer (R)
Easton		1,738
Newtown, part of		1,187
Weston		2,285
Totals		5,210

136th District	Lois G. Schine (D)	Josephine S. Fuchs (R)
Westport, part of	3,787	4,475
Plurality: 688		

137th District	William D. LeMoult (D)	Frank Esposito, Jr. (R)
Norwalk, part of	2,482	3,815
Plurality: 1,333		

138th District	Lawrence Anastasia, Jr. (D)	Richard S. King (R)
Norwalk, part of	3,321	2,417
Plurality: 904		

VOTE FOR STATE REPRESENTATIVES, NOVEMBER 4, 1986  
ASSEMBLY DISTRICTS

139th District	Alex A. Knopp (D)	Michael W. Lyons (R)
Norwalk, part of	2,386	1,715
Westport, part of	842	920
Totals	3,228	2,635
Plurality: 593		
140th District	Douglas C. Mintz (D)	Janet Marsico Mills (R)
Norwalk, part of	2,603	1,591
Plurality: 1,012		
141st District	Edmund F. Schmidt (D)	R. E. Van Norstrand (R)
Darien	1,737	4,850
Stamford, part of	214	245
Totals	1,951	5,095
Plurality: 3,144		
142nd District	Charles P. Mullaney (D)	Margaret S. Gill (R)
Redding	1,103	1,431
Wilton, part of	1,665	2,674
Totals	2,768	4,105
Plurality: 1,337		
143rd District	George F. Cody (D)	Leslie T. Young (R)
New Canaan	1,452	4,814
Wilton, part of	249	687
Totals	1,701	5,501
Plurality: 3,800		
144th District	John Wayne Fox (D)	Vacancy in Nomination (R)
Stamford, part of	3,708	



VOTE FOR STATE REPRESENTATIVES, NOVEMBER 4, 1986  
ASSEMBLY DISTRICTS

145th District	Richard Blumenthal (D)	No Nomination (R)
Stamford, part of	2,619	
Plurality: 1,569		
146th District	Moirra K. Lyons (D)	Eleanor Holton Yudain (R)
Stamford, part of	3,104	1,535
Plurality: 1,569		
147th District	No Nomination (D)	Christopher Shays (R)
Stamford, part of		4,739
Plurality: 385		
148th District	George C. Jepsen (D)	Marie J. Howe (R)
Stamford, part of	2,779	2,394
Plurality: 2,279		
149th District	Leonard J. LaLuna (D)	William H. Nickerson (R)
Greenwich, part of	1,790	4,069
Plurality: 2,279		
150th District	Berta Hogan Lennon (D)	Dorothy K. Osler (R)
Greenwich, part of	1,967	4,441
Plurality: 2,474		
151st District	No Nomination (D)	Emil V. Benvenuto (R)
Greenwich, part of		4,324

VOTE FOR SHERIFF, NOVEMBER 4, 1986

FAIRFIELD COUNTY	Donald D. Deveny (D)	Edwin S. Mak (R)
Bethel	2,300	2,256
Bridgeport	17,579	9,078
Brookfield	1,545	2,192
Danbury	8,013	5,667
Darien	1,412	4,461
Easton	794	1,510
Fairfield	8,688	10,473
Greenwich	6,119	11,545
Monroe	1,798	2,390
New Canaan	1,499	4,461
New Fairfield	1,295	2,048
Newtown	2,198	3,138
Norwalk	10,260	9,167
Redding	930	1,486
Ridgefield	2,375	3,784
Shelton	4,340	5,308
Sherman	326	496
Stamford	13,059	10,696
Stratford	8,640	8,505
Trumbull	5,453	6,286
Weston	912	1,865
Westport	3,471	5,824
Wilton	1,602	3,442
<b>Totals</b>	<b>104,608</b>	<b>116,078</b>

Plurality: 11,470

VOTE FOR SHERIFF, NOVEMBER 4, 1986

HARTFORD COUNTY	Alfred J. Rioux (D)	Stephen N. Polis (R)
Avon	1,889	3,081
Berlin	3,605	2,822
Bloomfield	4,371	2,430
Bristol	10,621	6,123
Burlington	1,020	914
Canton	1,276	1,573
East Granby	600	843
East Hartford	10,170	4,265
East Windsor	1,500	890
Enfield	6,838	3,600
Farmington	2,855	3,392
Glastonbury	5,123	5,213
Granby	1,140	1,823
Hartford	18,271	4,132
Hartland	209	306
Manchester	10,159	7,066
Marlborough	1,051	750
New Britain	11,613	5,791
Newington	6,657	4,317
Plainville	3,072	1,961
Rocky Hill	3,238	1,876
Simsbury	3,067	5,007
Southington	5,704	4,931
South Windsor	4,151	2,877
Suffield	1,590	1,862
West Hartford	14,675	11,294
Wethersfield	6,645	4,749
Windsor	4,879	3,247
Windsor Locks	2,827	1,362
<b>Totals</b>	<b>148,816</b>	<b>98,497</b>

Plurality: 50,319

VOTE FOR SHERIFF, NOVEMBER 4, 1986

LITCHFIELD COUNTY	Caroline C. Wakefield (D)	Karl F. Bradley (R)
Barkhamsted	526	501
Bethlehem	544	623
Bridgewater	281	371
Canaan	271	106
Colebrook	315	216
Cornwall	343	238
Goshen	384	394
Harwinton	931	799
Kent	443	465
Litchfield	1,735	1,302
Morris	433	337
New Hartford	914	882
New Milford	2,053	2,281
Norfolk	377	331
North Canaan	680	481
Plymouth	1,968	1,268
Roxbury	288	414
Salisbury	823	750
Sharon	450	417
Thomaston	1,308	1,070
Torrington	6,808	3,540
Warren	178	206
Washington	541	661
Watertown	3,441	2,844
Winchester	2,194	1,415
Woodbury	974	1,660
<b>Totals</b>	<b>29,203</b>	<b>23,572</b>

Plurality: 5,631

MIDDLESEX COUNTY	George R. Zeeb (D)	Stephen T. Gadowski (R)
Chester	549	528
Clinton	1,779	1,655
Cromwell	2,339	1,487
Deep River	843	698
Durham	1,203	711
East Haddam	1,377	809
East Hampton	2,280	941
Essex	973	1,089
Haddam	1,523	975
Killingworth	735	759
Middlefield	946	664
Middletown	7,991	4,015
Old Saybrook	1,458	1,811
Portland	2,291	1,141
Westbrook	841	1,103
<b>Totals</b>	<b>27,128</b>	<b>18,386</b>

Plurality: 8,742

VOTE FOR SHERIFF, NOVEMBER 4, 1986

NEW HAVEN COUNTY	Henry F. Healey, Jr. (D)	Salvatore Corbo (R)
Ansonia	4,092	2,188
Beacon Falls	834	517
Bethany	813	963
Branford	5,212	3,512
Cheshire	3,799	3,950
Derby	2,585	1,230
East Haven	5,038	2,781
Guilford	2,833	2,851
Hamden	11,077	6,637
Madison	2,134	2,843
Meriden	10,683	5,114
Middlebury	1,080	1,297
Milford	8,529	6,327
Naugatuck	4,802	2,712
New Haven	21,459	5,289
North Branford	1,967	1,580
North Haven	3,853	3,982
Orange	2,392	2,761
Oxford	1,121	1,091
Prospect	1,212	1,203
Seymour	2,349	1,910
Southbury	2,006	3,252
Wallingford	7,436	3,922
Waterbury	18,601	11,679
West Haven	11,299	5,178
Wolcott	2,409	1,889
Woodbridge	1,561	1,666
<b>Totals</b>	<b>141,176</b>	<b>88,324</b>

Plurality: 52,852

NEW LONDON COUNTY	Thomas G. Martin (D)	Donald Preston (R)
Bozrah	538	338
Colchester	2,036	1,159
East Lyme	2,670	1,985
Franklin	391	331
Griswold	1,357	706
Groton	4,888	3,430
Lebanon	991	933
Ledyard	1,866	1,733
Lisbon	606	362
Lyme	290	498
Montville	2,901	1,393
New London	4,348	1,683
North Stonington	643	720
Norwich	6,372	3,093
Old Lyme	1,159	1,315
Preston	647	610
Salem	583	368
Sprague	549	418
Stonington	3,284	2,328
Voluntown	296	208
Waterford	4,054	2,312
<b>Totals</b>	<b>40,469</b>	<b>25,923</b>

Plurality: 14,546

VOTE FOR SHERIFF, NOVEMBER 4, 1986

TOLLAND COUNTY	Theodore Satkowski (D)	Milton P. Tedford (R)
Andover	404	392
Bolton	658	817
Columbia	817	719
Coventry	1,565	1,211
Ellington	1,577	1,476
Hebron	1,225	953
Mansfield	2,454	1,399
Somers	1,196	1,096
Stafford	2,373	1,217
Tolland	1,696	1,516
Union	119	147
Vernon	4,660	3,984
Willington	795	677
<b>Totals</b>	<b>19,539</b>	<b>15,604</b>

Plurality: 3,935

WINDHAM COUNTY	Clifford B. Green (D)	Maurice M. McClure (R)
Ashford	696	344
Brooklyn	1,185	623
Canterbury	708	503
Chaplin	287	229
Eastford	231	267
Hampton	251	247
Killingly	2,467	1,261
Plainfield	2,379	982
Pomfret	479	472
Putnam	1,930	898
Scotland	267	161
Sterling	314	206
Thompson	1,843	920
Windham	3,899	1,856
Woodstock	826	970
<b>Totals</b>	<b>17,762</b>	<b>9,939</b>

Plurality: 7,823

VOTE FOR JUDGE OF PROBATE, NOVEMBER 4, 1986  
PROBATE DISTRICTS

<u>ANDOVER</u>	Jose R.	Norman J.
Andover	Ramirez (D)	Preuss (R)
Bolton	363	437
Columbia	533	996
	725	808
<b>Totals</b>	<b>1,621</b>	<b>2,241</b>

Plurality: 620

Ashford	Barbara B. Metsack (D)	Barbara B. Metsack (R)
	701	372

Avon	D. Stephen Gaffney (D)	D. Stephen Gaffney (R)
	2,038	3,047

Barkhamsted	Gregory Andrew Boyko (D)	Jill E. Willey (R)
	511	565

Plurality: 54

<u>BERLIN</u>	Edward J.	Edward J.
Berlin	Januszewski (D)	Januszewski (R)
New Britain	3,753	2,782
	12,321	5,745
<b>Totals</b>	<b>16,074</b>	<b>8,527</b>

Bethany	Guy D. Yale (D)	No Nomination (R)
	968	

Bethel	Martin J. Lawlor, Jr. (D)	Michael J. Mannion (R)
	2,663	2,158

Plurality: 505

Bozrah	Helene L. Bloom (D)	James E. St. Clair (R)
	551	327

Plurality: 224

VOTE FOR JUDGE OF PROBATE, NOVEMBER 4, 1986  
 PROBATE DISTRICTS

Branford	Richard D. Patterson (D) 4,845	Carl V. Pantaleo (R) 4,120
Plurality: 725		
Bridgeport	Raymond C. Lyddy (D) 19,494	Edward T. Otremba (R) 7,291
Plurality: 12,203		
Bristol	Robert R. Maynard (D) 12,624	No Nomination (R)
Brookfield	Jeffrey W. Reinen (D) 2,238	Daniel T. Eberhard (R) 1,742
Plurality: 496		
Brooklyn	James K. Kelley (D) 1,047	Susan L. Thompson (R) 751
Plurality: 296		
Burlington	Charles W. Bauer (D) 1,073	Charles W. Bauer (R) 894
<u>CANAAN</u> Canaan North Canaan	James P. McGuire (D) 122 353	Diana J. Matheson (R) 250 815
Totals	475	1,065
Plurality: 590		
Canterbury	Juliette S. Stadnicki (D) 601	Martin Alliod (R) 633
Plurality: 32		
Canton	No Nomination (D)	Raymond Green (R) 1,852



VOTE FOR JUDGE OF PROBATE, NOVEMBER 4, 1986  
 PROBATE DISTRICTS

Chaplin	Vacancy in Nomination (D)	Patricia D. R. Boyd (R) 302
<b>CHESHIRE</b>	Shawn M. O'Neill (D)	Raymond F. Voelker (R)
Cheshire	2,800	5,211
Prospect	1,086	1,325
Totals	3,886	6,536
Plurality: 2,650		
Clinton	No Nomination (D)	June S. Dressing (R) 1,958
Colchester	Jean M. Stawicki (D)	Kevin Kennedy (R)
	1,495	1,924
Plurality: 429		
Cornwall	Margaret D. Cooley (D)	Margaret D. Cooley (R)
	291	293
Coventry	No Nomination (D)	David C. Rappe (R) 1,376
Danbury	Richard L. Nahley (D)	Marianne Dahill (R)
	9,279	4,880
Plurality: 4,399		
Darien	Philip A. Morehouse (D)	Philip A. Morehouse (R)
	1,576	4,528
Deep River	Jeanne F. Spallone (D)	No Nomination (R)
	1,016	

VOTE FOR JUDGE OF PROBATE, NOVEMBER 4, 1986  
 PROBATE DISTRICTS

<b>DERBY</b>	Clifford D.	No Nomination (R)
Ansonia	Hoyle (D)	
Derby	4,454	
Seymour	2,630	
	2,519	
<b>Totals</b>	<b>9,603</b>	
<hr/>		
	Thomas D.	Stewart M.
Eastford	French (D)	Tatem (R)
	184	328
	<b>Plurality: 144</b>	
<hr/>		
	No	Paul A.
East Granby	Nomination (D)	Ridgeway (R)
		961
<hr/>		
	Helen	Helen
East Haddam	Hoffmann (D)	Hoffmann (R)
	1,381	821
<hr/>		
	Eleanor	Victor
East Hampton	Wood (D)	Stewart (R)
	2,516	787
	<b>Plurality: 1,729</b>	
<hr/>		
	Francis C.	Robert P.
East Hartford	Vignati (D)	Perrault (R)
	10,343	4,291
	<b>Plurality: 6,052</b>	
<hr/>		
	Thomas J.	Lawrence
East Haven	Giaimo (D)	Sgrignari (R)
	5,257	2,733
	<b>Plurality: 2,524</b>	
<hr/>		
	Eugene C.	Leo J.
East Lyme	Cushman (D)	McNamara (R)
	2,363	2,500
	<b>Plurality: 137</b>	

VOTE FOR JUDGE OF PROBATE, NOVEMBER 4, 1986  
 PROBATE DISTRICTS

<u>EAST WINDSOR</u>	William E.	No Nomination (R)
East Windsor	Grace (D)	
South Windsor	1,703	
	5,027	
Totals	6,730	
<hr/>		
<u>ELLINGTON</u>	Thomas F.	John L.
Ellington	Rady III (D)	Giulietti (R)
Vernon	1,909	1,202
	5,360	3,418
Totals	7,269	4,620
<hr/>		
Plurality: 2,649		
<hr/>		
Enfield	John K. Raissi (D)	Susan E. Perkins (R)
	5,490	5,410
<hr/>		
Plurality: 80		
<hr/>		
Essex	Deborah M. Holcomb (D)	Deborah M. Holcomb (R)
	961	1,124
<hr/>		
Fairfield	Laurence Sarezky (D)	John H. Shannon (R)
	8,684	10,902
<hr/>		
Plurality: 2,218		
<hr/>		
Farmington	Edgar A. King (D)	Edgar A. King (R)
	3,080	3,345
<hr/>		
Glastonbury	No Nomination (D)	Donald F. Auchter (R)
		5,881
<hr/>		
Granby	Arline R. Mooney (D)	Arline R. Mooney (R)
	1,339	1,805
<hr/>		

VOTE FOR JUDGE OF PROBATE, NOVEMBER 4, 1986  
 PROBATE DISTRICTS

Greenwich	No Nomination (D)	Cameron F. Hopper (R) 12,417
Griswold	Wilfred Jodoin (D) 1,542	No Nomination (R)
Groton	Frederick W. Palm, Jr. (D) 4,602	David F. Falvey (R) 4,058
Plurality: 544		
Guilford	No Nomination (D)	Shirley M. Sabine (R) 3,654
Haddam	Charles F. Riordan (D) 1,790	No Nomination (R)
Hamden	Salvatore L. Diglio (D) 11,608	No Nomination (R)
Hampton	Francis C. Rouleau (D) 191	Patricia A. Donahue (R) 322
Plurality: 131		
Hartford	Robert K. Killian, Jr. (D) 19,467	William R. Hunt (R) 3,382
Plurality: 16,085		
Hartland	Bruce E. Pratt (D) 229	Elmer Beeman (R) 310
Plurality: 81		

VOTE FOR JUDGE OF PROBATE, NOVEMBER 4, 1986  
PROBATE DISTRICTS

Harwinton	No Nomination (D)	John P. Febroriello (R) 1,069
Hebron	Kathleen M. Sawyer (D) 1,593	Elaine M. Zavistoski (R) 713
Plurality: 880		
Kent	Joan W. Downes (D) 551	No Nomination (R)
Killingly	Charles P. Ferland (D) 2,554	No Nomination (R)
Killingworth	Florence Marrone (D) 769	Florence Marrone (R) 761
Lebanon	Virginia W. Lowney (D) 886	George P. Randall (R) 1,116
Plurality: 230		
Ledyard	No Nomination (D)	Gertrude B. Smith (R) 2,251
LITCHFIELD	Arleen G. Keegan (D) 1,797	Jean N. Murphy (R) 1,291
Litchfield	412	379
Morris	179	212
Warren		
Totals	2,388	1,882
Plurality: 506		
Lyme	Walter G. Ryba, Jr. (D) 351	Lelan F. Sillin, Jr. (R) 464
Plurality: 113		

VOTE FOR JUDGE OF PROBATE, NOVEMBER 4, 1986  
PROBATE DISTRICTS

<b>Madison</b>	No Nomination (D)	George G. McManus, Jr. (R) 3,676
<b>Manchester</b>	William E. FitzGerald (D) 12,103	No Nomination (R)
<b>Mansfield</b>	Joan Quarto (D) 2,649	Carol L. Pellegrine (R) 1,377
Plurality: 1,272		
<b>Marlborough</b>	Robert J. Moore (D) 1,172	Florence T. Weiss (R) 720
Plurality: 452		
<b>Meriden</b>	Ralph D. Lukens (D) 10,598	Ralph D. Lukens (R) 5,301
<b>MIDDLETOWN</b>	Joseph D. Marino (D)	Joseph E. Milardo, Jr. (R)
Crowell	2,085	1,840
Durham	867	1,045
Middlefield	826	806
Middletown	6,492	5,865
<b>Totals</b>	<b>10,270</b>	<b>9,556</b>
Plurality: 714		
<b>Milford</b>	Bernard F. Joy (D) 7,992	Bernard F. Joy (R) 7,046
<b>Montville</b>	Helen M. Raab (D) 3,244	No Nomination (R)

VOTE FOR JUDGE OF PROBATE, NOVEMBER 4, 1986  
 PROBATE DISTRICTS

	Robert M. Siusdak (D)	Robert J. Barrett (R)
<u>NAUGATUCK</u>		
Beacon Falls	846	512
Naugatuck	5,055	2,777
<b>Totals</b>	<b>5,901</b>	<b>3,289</b>

Plurality: 2,612

	No Nomination (D)	Richard E. Burke (R)
New Canaan		3,165

Plurality: 554

(Total write-in votes for registered write-in candidate Richard C. Stewart, 2,611)

	Peter R. Larkin (D)	No Nomination (R)
New Fairfield	1,776	

	No Nomination (D)	Norman E. Rogers, Sr. (R)
New Hartford		1,227

	John A. Keyes (D)	Vacancy in Nomination (R)
New Haven	22,189	

	Michael A. Della Fera (D)	Patrick L. Muldoon, Jr. (R)
<u>NEWINGTON</u>		
Newington	6,698	4,251
Rocky Hill	3,457	1,744
Wethersfield	7,614	4,068
<b>Totals</b>	<b>17,769</b>	<b>10,063</b>

Plurality: 7,706

	Thomas P. Condon (D)	Thomas P. Condon (R)
<u>NEW LONDON</u>		
New London	4,276	1,748
Waterford	3,895	2,422
<b>Totals</b>	<b>8,171</b>	<b>4,170</b>

VOTE FOR JUDGE OF PROBATE, NOVEMBER 4, 1986  
 PROBATE DISTRICTS

<u>NEW MILFORD</u>	Suzanne L. Powers (D)	No Nomination (R)
Bridgewater	344	
New Milford	2,661	
<b>Totals</b>	<b>3,005</b>	

<b>Newtown</b>	Paul M. Whelan (D)	Merlin E. Fisk (R)
	2,033	3,539
<b>Plurality: 1,506</b>		

<b>Norfolk</b>	Mary M. Ackerly (D&R)	Barbara Ann Tracey (P.C.)	Robert P. Wenten (P.C.)
	405	324	38
<b>Plurality: 81</b>			

<b>North Branford</b>	Stephen Whalen (D)	No Nomination (R)
	2,204	

<b>North Haven</b>	Edward T. Falsey, Jr. (D)	Edward T. Falsey, Jr. (R)
	3,772	4,084

<b>North Stonington</b>	William Holub (D)	Patricia P. McGowan (R)
	470	983
<b>Plurality: 513</b>		

<u>NORWALK</u>	Walter Marcus (D)	John E. Vallerie, Jr. (R)
Norwalk	9,733	10,356
Wilton	1,968	3,263
<b>Totals</b>	<b>11,701</b>	<b>13,619</b>
<b>Plurality: 1,918</b>		

<u>NORWICH</u>	Linda M. Salafia (D)	No Nomination (R)
Franklin	464	
Lisbon	717	
Norwich	7,313	
Preston	774	
Sprague	722	
Voluntown	352	
<b>Totals</b>	<b>10,342</b>	



VOTE FOR JUDGE OF PROBATE, NOVEMBER 4, 1986  
 PROBATE DISTRICTS

Old Lyme	Daniel E. Kenny (D) 1,176	Daniel E. Kenny (R) 1,341
Old Saybrook	Elton D. Rhodes (D) 1,536	Elton D. Rhodes (R) 1,802
Orange	Charles L. Flynn (D) 2,282	Charles L. Flynn (R) 2,900
Oxford	John W. Fertig, Jr. (D) 1,014	John W. Fertig, Jr. (R) 1,215
Plainfield	Kathleen Sendley Barry (D) 2,321	Robert E. Duffney (R) 1,056
	Plurality: 1,265	
Plainville	Thomas P. Kirkwood, Jr. (D) 3,383	Thomas Maskery (R) 1,882
	Plurality: 1,501	
Plymouth	Edward P. Plaze (D) 1,818	Mark D. Malley (R) 1,534
	Plurality: 284	
Pomfret	Cecile D. Stoddard (D) 576	No Nomination (R)
Portland	Richard W. Adami (D) 2,540	No Nomination (R)
Putnam	A. Richard Karkutt, Jr. (D) 2,081	No Nomination (R)

VOTE FOR JUDGE OF PROBATE, NOVEMBER 4, 1966  
 PROBATE DISTRICTS

Redding	Richard L. Emerson (D) 973	Richard L. Emerson (R) 1,486
Ridgefield	No Nomination (D)	Romeo G. Petroni (R) 4,617
Roxbury	No Nomination (D)	Mildred Erwin (R) 500
Salem	Neal E. Williams (D) 690	No Nomination (R)
Salisbury	Richard T. Fitzgerald (D) 851	No Nomination (R)
<u>SAYBROOK</u> Chester	Elsie L. Tarpill (D) 602	Elsie L. Tarpill (R) 527
Sharon	Esther M. Clark (D) 400	Esther M. Clark (R) 474
Shelton	Maurice J. Martin (D) 5,583	No Nomination (R)
Sherman	Barbara J. Ackerman (D) 347	Barbara J. Ackerman (R) 509

VOTE FOR JUDGE OF PROBATE, NOVEMBER 4, 1986  
 PROBATE DISTRICTS

Simsbury	No Nomination (D)	Glenn E. Knierim (R)	5,562
Somers	Francis W. Devlin, Jr. (D)	No Nomination (R)	1,518
Southbury	Francis J. Guarrera (D)	Dorothy L. Frazier (R)	1,683 3,801
Plurality: 2,118			
Southington	Nicholas DePaola (D)	Carl J. Sokolowski (R)	4,003 7,595
Plurality: 3,592			
<u>STAFFORD</u> Stafford Union	Thomas Fiore (D)	No Nomination (R)	2,567 143
Totals			2,710
Stamford	Paul D. Shapero (D)	Paul D. Shapero (R)	13,877 10,112
Sterling	Signe L. Nowosadko (D)	Loretta Y. Capobianco (R)	278 254
Plurality: 24			
Stonington	Paul E. Cravinho (D)	Edward T. Sullivan (R)	Roy L. Smith (P.C.)
	3,165	1,893	765
Plurality: 1,272			
Stratford	William J. Carroll (D)	F. Paul Kurmay (R)	7,306 10,914
Plurality: 3,608			

VOTE FOR JUDGE OF PROBATE, NOVEMBER 4, 1986  
 PROBATE DISTRICTS

	No Nomination (D)	Beverly T. Patterson (R)
Suffield		2,231

	Rosemary L. Martin (D)	No Nomination (R)
Thomaston	1,531	

	Aileen A. Witkowski (D)	No Nomination (R)
Thompson	2,071	

	Charles E. Regan (D)	Charles G. Ramondo (R)
<u>TOLLAND</u> Tolland	2,140	1,166
Willington	883	566
Totals	3,023	1,732

Plurality: 1,291

	Joseph J. Gallicchio (D)	Joseph J. Gallicchio (R)
<u>TORRINGTON</u> Goshen	310	455
Torrington	6,288	4,034
Totals	6,598	4,489

	Raymond G. Baldwin, Jr. (D)	John P. Chiota (R)
<u>TRUMBULL</u> Easton	864	1,482
Monroe	2,121	2,231
Trumbull	6,154	6,086
Totals	9,139	9,799

Plurality: 660

	Sonya M. Kischkum (D)	Jack I. Winkleman (R)
Wallingford	7,976	3,833

Plurality: 4,143

	No Nomination (D)	Janet M. Wildman (R)
Washington		903

VOTE FOR JUDGE OF PROBATE, NOVEMBER 4, 1986  
 PROBATE DISTRICTS

	James J. Lawlor (D)	Paul J. Yamin (R)
<u>WATERBURY</u>		
Middlebury	1,352	1,080
Waterbury	21,365	9,338
Wolcott	2,779	1,599
<b>Totals</b>	<b>25,496</b>	<b>12,017</b>

Plurality: 13,479

	Carey R. Geghan (D)	Carey R. Geghan (R)
Watertown	3,479	2,930

	Geraldine A. Lombard (D)	James A. McGee, Jr. (R)
Westbrook	834	1,214

Plurality: 380

	James T. Graham (D)	John A. Berman (R)
<u>WEST HARTFORD</u>		
Bloomfield	4,339	2,693
West Hartford	12,289	14,653
<b>Totals</b>	<b>16,628</b>	<b>17,346</b>

Plurality: 718

	E. Michael Heffernan (D)	E. Michael Heffernan (R)
West Haven	11,310	5,311

	Mary D. Mix (D)	Earl F. Capuano (R)
<u>WESTPORT</u>		
Weston	1,212	1,752
Westport	4,202	5,819
<b>Totals</b>	<b>5,414</b>	<b>7,571</b>

Plurality: 2,157

	Alan M. Barber (D)	Mark K. Jones (R)
<u>WINCHESTER</u>		
Colebrook	302	252
Winchester	2,023	1,851
<b>Totals</b>	<b>2,325</b>	<b>2,103</b>

Plurality: 222

VOTE FOR JUDGE OF PROBATE, NOVEMBER 4, 1986  
 PROBATE DISTRICTS

<u>WINDHAM</u>	Patrick M.	Richard R.
Scotland	Prue (D)	Ely (R)
Windham	275	152
	4,288	1,574
<b>Totals</b>	<b>4,563</b>	<b>1,726</b>
<b>Plurality: 2,837</b>		
<u>Windsor</u>	Walter E.	Walter E.
	Russell (D)	Russell (R)
	5,103	3,245
<u>Windsor Locks</u>	William C.	No
	Leary (D)	Nomination (R)
	3,256	
<u>Woodbridge</u>	Peter C.	Frederick S.
	Hershman (D)	Moss (R)
	1,276	2,080
<b>Plurality: 804</b>		
<u>WOODBURY</u>	Robert J.	Mary D.
Bethlehem	Allan (D)	Donaldson (R)
Woodbury	435	756
	738	1,979
<b>Totals</b>	<b>1,173</b>	<b>2,735</b>
<b>Plurality: 1,562</b>		
<u>Woodstock</u>	No	F. Veronica
	Nomination (D)	Hibbard (R)
		1,285

NOVEMBER 4, 1986

VOTE FOR REGISTRARS OF VOTERS  
(Two to be declared elected from each town or voting district)

Andover	Beatrice E. Kowalski (D)	Louise F. Parkington (R)
	395	410
Ansonia	Lida P. Stahl (D)	Callie Vartelas (R)
	3,794	2,320
Ashford	Elizabeth K. Roper (D)	John S. Cowen (R)
	662	394
Avon	Doris M. Dooley (D)	Ann J. Tilson (R)
	1,872	3,236
Berlin	John F. Miller (D)	Elizabeth A. Tedeschi (R)
	3,511	3,071
Bethany	Audrey Eisenstadt (D)	Geraldine S. Hungerford (R)
	677	1,138
Bethel	Jane E. Hall (D)	Mary H. Legnard (R)
	2,460	2,217

NOVEMBER 4, 1986

VOTE FOR REGISTRARS OF VOTERS  
(Two to be declared elected from each town or voting district)

Bloomfield	Carol L. Panke (D)	Barbara S. Canfield (R)
	4,414	2,531
Bozrah	M. Sue Sullivan (D)	Adele Fishbone (R)
	564	322
Branford	Mary P. Poskus (D)	Marion E. Burkard (R)
	4,855	3,914
Bridgeport	Gloria R. Milano (D)	Marie I. Scinto (R)
	18,660	8,070
Bridgewater	Helen L. Worden (D)	Betty M. Shelton (R)
	295	366
Bristol	Marie Jo O'Meara (D)	Eleanore K. Klapatch (R)
	10,761	6,504
Brooklyn 1st District	Cecile Robillard (D)	Lucy M. Stuyniski (R)
	586	606



NOVEMBER 4, 1986

VOTE FOR REGISTRARS OF VOTERS  
(Two to be declared elected from each town or voting district)

Brooklyn 2nd District	Leona A. Mainville (D)	Virginia M. Mason (R)
	360	222
Burlington	Lois P. Humphrey (D)	Lena R. Spielman (R)
	1,046	951
Canaan	Laura Adams (D)	Laura A. Bradley (R)
	128	230
Canterbury	Loreen F. Hegan (D)	Julia T. Gerl (R)
	577	633
Chaplin	Geraldine A. Helmer (D)	Dorothy L. Whitman (R)
	276	238
Cheshire	John E. Hines, Jr. (D)	Kathleen E. Nankin (R)
	3,222	4,643
Chester	Joseph Friend (D)	Anne D. Winslow (R)
	550	569

NOVEMBER 4, 1986

VOTE FOR REGISTRARS OF VOTERS  
(Two to be declared elected from each town or voting district)

Clinton	Diane L. Shepard (D)	Vacancy in Nomination (R)
	2,140	
Colchester	M. Pearl Huron (D)	Elizabeth S. Wagner (R)
	1,814	1,461
Colebrook	Lillian K. Jasmin (D)	Elizabeth R. Adams (R)
	287	257
Columbia	Susan K. Morytko (D)	Evelyn E. Bandas (R)
	941	603
Cornwall	Florence L. Budge (D)	Helen S. Hedden (R)
	284	318
Coventry 1st District	Marjorie L. Roach (D)	Janice Kay Hall (R)
	853	503
2nd District	Barbara K. Johnson (D)	Sandra D. Ashley (R)
	846	589

NOVEMBER 4, 1986

VOTE FOR REGISTRARS OF VOTERS  
(Two to be declared elected from each town or voting district)

Danbury	George F. Schmiedel (D)	Jean M. Hazard (R)
	8,801	5,043
Darien	M. Elizabeth Bylander (D)	Carolyn D. Miller (R)
	1,558	4,494
Deep River	Sarah Adams (D)	Frances T. Strukus (R)
	892	693
Durham	Natalie A. H. Church (D)	Althea M. Parmelee (R)
	931	996
Eastford	Dagmar J. Noll (D)	Jean T. Barlow (R)
	187	329
East Haddam	Joyce Simon (D)	Mary Dean (R)
	1,228	981
East Hampton	Gladys Smith (D)	Jane S. Christopher (R)
	2,238	1,056

NOVEMBER 4, 1986

VOTE FOR REGISTRARS OF VOTERS  
(Two to be declared elected from each town or voting district)

East Hartford	Julia C. Tischofer (D)	Mary J. Mourey (R)
	10,300	4,271
East Haven	Janet A. Cianelli (D)	Anthony P. Calandro (R)
	5,063	2,828
East Lyme	Paul F. Anger (D)	Harold Summerscales (R)
	2,572	2,136
Easton	Jean B. Bromer (D)	Donald W. Wright (R)
	854	1,472
East Windsor	Marilyn S. Rajala (D)	Linda C. Sinsigallo (R)
	1,549	902
Ellington	Alberta C. Wambolt (D)	Margaret R. Dawson (R)
	1,534	1,501
Enfield	Mary Lou Flynn (D)	Paul D. Batchelder (R)
	6,905	3,807

NOVEMBER 4, 1986

VOTE FOR REGISTRARS OF VOTERS  
(Two to be declared elected from each town or voting district)

Essex 1st District	Virginia C. Cook (D)	Elizabeth G. Schellens (R)
	614	848
2nd District	Dolores B. Budney (D)	Winifred T. Olson (R)
	401	271
Fairfield	Patricia S. Como (D)	Joan K. O'Rourke (R)
	9,128	10,234
Farmington	Alexandra L. Pagano (D)	Sharon L. Mallia (R)
	3,031	3,350
Franklin	Euphemia C. Korenkiewicz (D)	Linda E. Harty (R)
	389	350
Glastonbury	Joan D. Kemble (D)	Carolyn S. Larsen (R)
	5,331	5,105
Goshen	Joseph E. Kosakowski (D)	Henry I. Ross (R)
	259	522

NOVEMBER 4, 1986

VOTE FOR REGISTRARS OF VOTERS  
(Two to be declared elected from each town or voting district)

Granby	Patricia E. Sansone (D)	Doris S. Ellis (R)
	1,310	1,804
Greenwich	Joseph J. Carretta (D)	James W. LaVersa (R)
	6,284	11,486
Griswold 1st District	Lenore G. Paradis (D)	Mary Koziol (R)
	741	385
2nd District	D. Paula Landry (D)	Dorothy W. Campbell (R)
	539	437
Guilford	Anne C. Weir (D)	Elizabeth C. Bartlett (R)
	2,438	3,410
Hamden	Dominick Formichella (D)	Louise Pilon (R)
	10,897	6,636
Hampton	Faith A. Pawlikowski (D)	Simonne E. Fuller (R)
	255	260

NOVEMBER 4, 1986

VOTE FOR REGISTRARS OF VOTERS  
(Two to be declared elected from each town or voting district)

Harwinton	Virginia C. Krajewski (D)	Patricia M. Goodenough (R)
	766	983
Killingly	Rita LaBelle (D)	Emily Harrington (R)
	2,334	1,344
Lebanon	Esther P. Bibeau (D)	Carol A. Milvae (R)
	1,013	942
Ledyard	Hazel M. Gorman (D)	Helen B. Lamb (R)
	1,762	1,951
Litchfield 1st District	Janet E. Katzin (D)	Carolyn F. Baldwin (R)
	992	1,083
2nd District	Kathleen K. Johnson (D)	Barbara A. Padella (R)
	173	255
3rd District	Elizabeth J. Dauphinais (D)	Claire M. Sullivan (R)
	265	270

NOVEMBER 4, 1986

VOTE FOR REGISTRARS OF VOTERS  
(Two to be declared elected from each town or voting district)

Lyme	Patricia D. DuMond (D)	Margaret M. Thach (R)
	243	570
Madison	Angela L. Schmidt (D)	Nancy M. Merrill (R)
	2,088	2,994
Mansfield	Dorothy L. Shaw (D)	Dolly H. R. Whitham (R)
	2,286	1,752
Marlborough	Barbara G. Brewer (D)	Dianne P. Fleischhauer (R)
	1,048	822
Meriden	Elizabeth A. Gassman (D)	Ruth L. Hynes (R)
	9,780	5,829
Middlebury	Mary E. McLaughlin (D)	Jean C. Daves (R)
	1,023	1,364
Middlefield	Barbara J. Drega (D)	Barbara S. Rowe (R)
	933	693



NOVEMBER 4, 1986

VOTE FOR REGISTRARS OF VOTERS  
(Two to be declared elected from each town or voting district)

Middletown	John P. Bozzi, Sr. (D)	Marilyn M. Langille (R)
	7,921	3,867
Milford	Roper Dunphy (D)	Rose I. Scarpa (R)
	7,389	7,466
Monroe	William E. Dever (D)	Nancy M. vonGlahn (R)
	1,806	2,384
Montville	Wanda Buon Pastore (D)	Judith Ann MacNeilly (R)
	2,581	1,685
Naugatuck	Ann M. Hildreth (D)	Jane H. Pronovost (R)
	3,980	3,635
New Canaan	William M. Couch (D)	Carol F. Couch (R)
	1,472	4,395
New Fairfield	Bonnie J. Moran (D)	Mary Ann Carson (R)
	1,197	2,218

NOVEMBER 4, 1986

VOTE FOR REGISTRARS OF VOTERS  
(Two to be declared elected from each town or voting district)

Newington	Sonia S. Shipman (D)	Jessie S. Olesen (R)
	6,610	4,324
North Branford 1st District	Laura E. Negro (D)	Bruce R. Wentworth (R)
	1,079	826
2nd District	Judy N. Esposito (D)	Ruth W. Gallager (R)
	687	1,029
North Haven	Marcia H. Maresca (D)	Mildred S. Gherlone (R)
	3,622	4,271
North Stonington	Eleanor M. Johnson (D)	Mildred M. White (R)
	575	828
Norwalk	Helen A. Carrozelli (D)	Ann D. Artell (R)
	9,864	9,658
Norwich	James J. Quarto (D)	Samuel Mereen (R)
	6,366	3,225

NOVEMBER 4, 1986

VOTE FOR REGISTRARS OF VOTERS  
(Two to be declared elected from each town or voting district)

Old Lyme	Doris K. King (D)	Judith Tooker Kerr (R)
	1,213	1,341
Orange	William F. Nyhan (D)	John D. O'Brien (R)
	2,177	2,965
Oxford	Dorothy M. Bartimole (D)	Beulah F. Renker (R)
	929	1,308
Plainfield 1st District	Margaret Beausoleil (D)	Barbara R. Gagnon (R)
	945	486
2nd District	Dorothy L. Carlen (D)	Doris Gauthier (R)
	232	215
3rd District	Patricia Norgren (D)	Julie C. O'Neil (R)
	738	416
4th District	Doris I. Jacques (D)	Gloria Devlin (R)
	215	92

NOVEMBER 4, 1986

VOTE FOR REGISTRARS OF VOTERS  
(Two to be declared elected from each town or voting district)

Plymouth	Mary H. McMahon (D)	Adeline W. MacDermid (R)
	1,886	1,444
Pomfret	Nilda Bernard (D)	Constance A. Harvey (R)
	442	514
Portland	Patricia Foley Sadler (D)	Margaret A. Kirsche (R)
	2,190	1,257
Preston	Ellen M. Swercewski (D)	Leona Fuller (R)
	621	642
Prospect	Mary Nolan (D)	Gladys L. Benson (R)
	1,217	1,224
Redding 1st District	Bonnie B. Houghtaling (D)	Linda L. Vibbert (R)
	631	898
Redding 2nd District	Harry L. Colley (D)	Dorothee H. Funk (R)
	414	519

NOVEMBER 4, 1986

VOTE FOR REGISTRARS OF VOTERS  
(Two to be declared elected from each town or voting district)

Ridgefield	Sharon L. Puccini (D)	Pauline R. Moylan (R)
	2,117	4,234
Rocky Hill	Robert S. Smith (D)	Betsy M. Nazzaro (R)
	3,131	2,047
Salem	John F. McKiernan (D)	Evelyn A. Cunningham (R)
	516	457
Salisbury	June Stanton (D)	Lulia S. Berti (R)
	736	807
Scotland	Nancy C. Rivers (D)	Clare D. D'Appollonio (R)
	264	171
Seymour	Concetta M. Criscuolo (D)	Eloise D. Fine (R)
	2,215	2,001

NOVEMBER 4, 1986

VOTE FOR REGISTRARS OF VOTERS  
(Two to be declared elected from each town or voting district)

Shelton	Edward F. Martin (D)	Charles F. Bucher (R)
	4,770	4,901
Sherman	Kathleen L. Kennedy (D)	Janet M. Judd (R)
	403	480
Simsbury	Lois W. Calvert (D)	Florence E. Laughlin (R)
	3,196	5,019
Somers	Frances P. Warner (D)	Virginia S. Finley (R)
	1,152	1,143
Southington	John F. Daley (D)	Leslie G. Cotton (R)
	6,156	4,860
Sprague	Claire B. Glaude (D)	Nina E. Colbath (R)
	589	370
Sterling	C. Frances Halbrooks (D)	Loretta Y. Capobianco (R)
	272	260

NOVEMBER 4, 1986

VOTE FOR REGISTRARS OF VOTERS  
(Two to be declared elected from each town or voting district)

Stonington 1st District	Josephine C. Abbott (D)	Priscilla S. Gager (R)
	686	528
2nd District	Marjorie Donahue (D)	Barbara Mathewson (R)
	1,558	814
3rd District	Gertrude Sullivan (D)	Patricia M. Whipple (R)
	194	378
4th District	Nancylee Balestracci (D)	Virginia K. Deisher (R)
	599	498
5th District	Margaret Woycik (D)	Marjorie W. Floyd (R)
	257	276
Suffield	Margaret F. Butler (D)	Judith A. Remington (R)
	1,593	1,992
Thomaston	Sandra Bruscino (D)	Alice Didsbury (R)
	1,322	1,110
Thompson	James P. L. Kenney (D)	Carl D. Eccleston (R)
	1,717	1,055

NOVEMBER 4, 1986

VOTE FOR REGISTRARS OF VOTERS  
(Two to be declared elected from each town or voting district)

Tolland	Carole M. Gordon (D)	Sheila L. Peterson (R)
	1,813	1,459
Torrington	James E. Murphy (D)	Fred Bruni (R)
	5,391	5,123
Trumbull	John L. Burns (D)	Raymond Scarpetti (R)
	5,372	6,370
Union	Rita A. D'Amico (D)	Betty B. Vilandre (R)
	133	137
Voluntown	Bridget T. Lee (D)	Irene M. Woody (R)
	310	195
Wallingford	Vivienne Goodrich (D)	Martha K. Moriarty (R)
	7,371	4,189
Waterbury	John J. Rock (D)	Bettina G. Pugliese (R)
	18,459	11,798



NOVEMBER 4, 1986

VOTE FOR REGISTRARS OF VOTERS  
(Two to be declared elected from each town or voting district)

Waterford	Janet K. Reidy (D)	Susan B. Strahn (R)
	3,878	2,469
Watertown	Walter A. LeMay (D)	Alice J. Madeux (R)
	3,616	2,839
West Hartford	Eileen S. Horan (D)	Selma L. Kaufman (R)
	15,062	11,430
Weston	No Nomination (D)	Lois J. Saldukas (R)
		2,065
Westport	Helen P. Stamps (D)	Mabel A. Johnson (R)
	3,693	5,637
Willington	Mary Bowen (D)	Marion E. Pots (R)
	866	623
Wilton	Joel Herrick (D)	Virginia L. Heilman (R)
	1,601	3,478

NOVEMBER 4, 1986

VOTE FOR REGISTRARS OF VOTERS  
(Two to be declared elected from each town or voting district)

Winchester	Elizabeth F. Cornelio (D)	Deborah G. Jones (R)
	2,000	1,719
Windham	Joseph L. Buisson (D)	Maria C. Naumec (R)
	3,857	1,931
Windsor	Rita Melley Coyne (D)	Elizabeth H. Freed (R)
	5,325	3,067
Windsor Locks	Alice E. Oliva (D)	Sandra Rabbett Hebert (R)
	3,048	1,255
Wolcott	Anne R. Forte (D)	Stella K. Lerz (R)
	2,462	1,843
Woodbridge	Marguerite C. Grudberg (D)	Joan P. Asprelli (R)
	1,480	1,804
Woodstock	Louise B. Laurens (D)	Hazel M. Kosche (R)
	798	1,014

**SUMMARY OF VOTE FOR STATE QUESTION AND PROPOSED CONSTITUTIONAL AMENDMENTS  
NOVEMBER 4, 1986**

CONGRESSIONAL DISTRICTS	1. Shall there be a Constitutional Convention to amend or revise the Constitution of the State?		2. Shall the constitution of the state be amended to elimin- ate the use of party levers on voting machines?		3. Shall the constitution of the state be amended to establish a commis- sion to recommend candidates to the governor for nomina- tion as judges?	
	YES	NO	YES	NO	YES	NO
First	39,837	79,538	63,521	58,838	80,854	37,777
Second	37,217	63,647	50,943	51,927	69,934	31,953
Third	26,400	54,182	45,564	36,720	56,415	23,367
Fourth	27,330	49,433	33,109	44,472	50,389	25,091
Fifth	35,160	56,574	47,491	47,093	61,291	35,235
Sixth	41,760	76,438	62,271	58,777	77,672	38,757
<b>Totals</b>	<b>207,704</b>	<b>379,812</b>	<b>302,899</b>	<b>297,827</b>	<b>396,555</b>	<b>192,180</b>

**VOTE FOR STATE QUESTION AND PROPOSED CONSTITUTIONAL AMENDMENTS  
NOVEMBER 4, 1986  
FIRST CONGRESSIONAL DISTRICT**

TOWNS	YES	NO	YES	NO	YES	NO
Berlin	1,240	2,346	1,996	1,760	2,487	1,165
Bloomfield	1,616	3,196	2,785	2,248	3,617	1,360
Cromwell	982	1,655	1,302	1,297	1,790	741
East Hampton	746	1,337	1,045	1,075	1,398	689
East Hartford	3,672	5,724	4,640	5,002	5,283	3,611
East Windsor	572	975	722	826	999	567
Glastonbury	2,699	6,977	5,430	4,450	6,786	2,841
Hartford	4,348	7,815	5,657	6,723	7,928	4,113
Hebron	568	1,043	848	807	1,130	487
Manchester	4,734	10,791	8,162	7,778	10,187	5,034
Marlborough	603	967	824	789	1,073	461
Newington	2,879	5,131	4,355	3,771	5,570	2,378
Portland	793	1,395	1,164	1,068	1,497	652
Rocky Hill	1,289	2,415	1,994	1,829	2,518	1,237
South Windsor	2,293	3,907	3,234	3,231	4,063	2,197
West Hartford	5,870	13,993	11,259	9,031	14,294	5,654
Wethersfield	3,026	5,816	4,805	4,261	5,906	2,826
Windsor	1,907	4,055	3,299	2,892	4,328	1,764
<b>Totals</b>	<b>39,837</b>	<b>79,538</b>	<b>63,521</b>	<b>58,838</b>	<b>80,854</b>	<b>37,777</b>

VOTE FOR STATE QUESTION AND PROPOSED CONSTITUTIONAL AMENDMENTS  
 NOVEMBER 4, 1986  
 SECOND CONGRESSIONAL DISTRICT

TOWNS	1. Shall there be a Constitutional Convention to amend or revise the Constitution of the State?		2. Shall the constitution of the state be amended to eliminate the use of party levers on voting machines?		3. Shall the constitution of the state be amended to establish a commission to recommend candidates to the governor for nomination as judges?	
	YES	NO	YES	NO	YES	NO
Andover	181	357	284	262	375	158
Ashford	275	514	396	399	546	241
Bolton	375	660	544	520	746	302
Bozrah	228	353	271	317	396	189
Brooklyn	373	603	487	521	643	355
Canterbury	256	463	339	399	449	275
Chaplin	112	222	179	169	245	99
Chester	235	432	369	315	492	181
Colchester	808	1,331	1,144	1,033	1,466	656
Columbia	492	775	667	657	938	359
Coventry	768	1,396	1,018	1,210	1,423	745
Deep River	277	540	415	416	541	271
Durham	385	697	604	522	744	335
Eastford	108	265	173	200	235	134
East Haddam	562	814	690	688	948	392
East Lyme	1,081	1,990	1,658	1,487	2,147	927
Ellington	919	1,436	1,048	1,182	1,610	747
Essex	481	961	748	735	1047	411
Franklin	183	283	267	207	349	124
Griswold	303	601	511	517	647	357
Groton	2,196	4,031	3,075	3,319	4,023	2,069
Haddam	598	1,137	922	865	1,189	563
Hampton	106	285	156	233	266	122
Killingly	792	1,406	1,025	1,236	1,415	789
Lebanon	469	860	664	693	942	402
Ledyard	1,014	1,828	1,482	1,442	1,988	861
Lisbon	209	334	282	260	374	162
Lyme	147	355	303	204	417	86
Mansfield	1,090	2,504	1,804	1,873	2,528	1,028
Middlefield	400	648	533	541	689	351
Middletown	2,814	4,346	3,654	3,736	4,552	2,456
Montville	1,220	1,611	1,398	1,494	1,990	861
New London	1,931	2,560	2,128	1,974	4,627	1,269
North Stonington	347	531	378	510	548	325
Norwich	2,470	3,813	3,327	3,039	4,313	1,746
Old Lyme	517	1,215	978	800	1,302	455
Old Saybrook	696	1,418	1,205	958	1,558	560
Plainfield	888	1,449	910	1,475	1,284	1,025
Pomfret	244	444	289	407	425	258
Preston	306	426	431	328	558	184
Putnam	616	943	725	872	965	598
Salem	251	443	375	329	496	198
Scotland	78	184	118	149	180	81
Sprague	128	289	243	278	343	172
Stafford	607	1,033	896	840	1079	536
Sterling	133	186	161	164	205	111
Stonington	213	491	366	353	469	227
Thompson	523	891	568	877	810	608
Tolland	962	1,827	1,427	1,428	1,853	915
Union	50	107	103	62	98	59
Vernon	2,445	4,125	3,347	3,415	4,463	2,096
Voluntown	108	155	134	136	169	98
Waterford	1,759	2,504	2,301	2,089	3,099	1,112
Westbrook	461	760	657	585	883	341
Willington	404	717	578	568	771	344
Windham	1,158	2,264	1,630	1,863	2,219	1,194
Woodstock	465	834	558	776	857	433
<b>Totals</b>	<b>37,217</b>	<b>63,647</b>	<b>50,943</b>	<b>51,927</b>	<b>69,934</b>	<b>31,953</b>

VOTE FOR STATE QUESTION AND PROPOSED CONSTITUTIONAL AMENDMENTS  
 NOVEMBER 4, 1986  
 THIRD CONGRESSIONAL DISTRICT

TOWNS	1. Shall there be a Constitutional Convention to amend or revise the Constitution of the State?		2. Shall the constitution of the state be amended to eliminate the use of party levers on voting machines?		3. Shall the constitution of the state be amended to establish a commission to recommend candidates to the governor for nomination as judges?	
	YES	NO	YES	NO	YES	NO
Branford	1,320	3,492	2,762	2,094	3,396	1,384
Clinton	729	1,489	1,259	996	1,604	596
East Haven	1,007	1,781	1,633	1,126	1,861	793
Guilford	1,168	2,853	2,422	1,715	2,936	1,083
Hamden	2,640	6,309	5,590	3,999	6,693	2,244
Killingworth	347	665	545	479	753	266
Madison	1,112	1,741	2,005	1,677	2,641	987
Milford	3,036	6,023	4,500	4,529	6,055	2,798
New Haven	3,339	7,639	6,332	4,576	7,426	2,985
North Branford	666	1,414	1,283	853	1,492	580
North Haven	1,144	2,988	2,524	1,640	3,104	996
Orange	922	2,276	1,984	1,241	2,433	718
Stratford	3,836	5,220	3,997	4,793	5,499	3,143
Wallingford	2,351	4,181	3,528	3,174	4,187	2,303
West Haven	2,194	4,469	3,775	2,988	4,619	1,974
Woodbridge	589	1,642	1,425	840	1,716	517
<b>Totals</b>	<b>26,400</b>	<b>54,182</b>	<b>45,564</b>	<b>36,720</b>	<b>56,415</b>	<b>23,367</b>

FOURTH CONGRESSIONAL DISTRICT

TOWNS	YES	NO	YES	NO	YES	NO
Bridgeport	4,416	5,701	4,488	5,628	5,761	3,898
Darien	1,418	2,701	1,647	2,614	2,853	1,264
Fairfield	4,793	8,543	5,874	7,525	8,725	4,208
Greenwich	3,246	6,692	4,311	5,849	7,115	2,893
New Canaan	1,207	2,709	1,424	2,578	2,783	1,146
Norwalk	4,219	8,763	4,956	7,840	7,718	4,585
Stamford	4,142	7,645	5,373	6,486	8,475	3,398
Trumbull, part of	1,579	2,074	1,706	2,129	2,483	1,283
Westport	2,310	4,605	3,330	3,823	4,476	2,416
<b>Totals</b>	<b>27,330</b>	<b>49,433</b>	<b>33,109</b>	<b>44,472</b>	<b>50,389</b>	<b>25,091</b>

VOTE FOR STATE QUESTION AND PROPOSED CONSTITUTIONAL AMENDMENTS  
 NOVEMBER 4, 1986  
 FIFTH CONGRESSIONAL DISTRICT

TOWNS	1. Shall there be a Constitutional Convention to amend or revise the Constitution of the State?		2. Shall the constitution of the state be amended to eliminate the use of party levers on voting machines?		3. Shall the constitution of the state be amended to establish a commission to recommend candidates to the governor for nomination as judges?	
	YES	NO	YES	NO	YES	NO
Ansonia	1,244	1,977	1,745	1,606	2,117	1,486
Beacon Falls	279	421	400	320	480	232
Bethany	384	953	802	561	968	371
Bethel	1,119	1,759	1,353	1,616	1,982	917
Brookfield	970	1,659	1,407	1,397	1,940	799
Cheshire	2,393	4,122	3,575	3,174	4,264	2,193
Danbury	3,284	4,947	4,133	4,193	5,690	6,620
Derby	645	1,045	876	829	1,123	544
Easton	560	941	625	906	1,007	512
Meriden	2,999	5,008	4,095	4,143	4,751	3,277
Middlebury	498	859	767	623	918	429
Monroe	1,299	1,674	1,249	1,770	1,873	1,091
Naugatuck	1,969	3,162	3,015	2,151	3,530	1,614
Newtown	1,486	2,805	2,149	2,233	2,931	1,375
Oxford	495	852	675	744	942	426
Prospect	555	813	725	675	934	439
Redding	551	1,057	790	876	1,118	491
Ridgefield	1,836	3,477	2,576	2,902	3,638	1,631
Seymour	832	1,264	1,127	1,029	1,497	604
Shelton	2,432	3,378	2,803	3,136	3,775	2,006
Trumbull, part of	1,116	1,597	1,253	1,512	1,801	904
Waterbury	5,240	7,216	7,220	6,049	7,997	4,635
Weston	681	1,393	1,049	1,083	1,486	630
Wilton	1,354	2,912	1,924	2,431	3,067	1,235
Wolcott	939	1,283	1,158	1,134	1,462	774
<b>Totals</b>	<b>35,160</b>	<b>56,574</b>	<b>47,491</b>	<b>47,093</b>	<b>61,291</b>	<b>35,235</b>

VOTE FOR STATE QUESTION AND PROPOSED CONSTITUTIONAL AMENDMENTS  
 NOVEMBER 4, 1986  
 SIXTH CONGRESSIONAL DISTRICT

TOWNS	1. Shall there be a Constitutional Convention to amend or revise the Constitution of the State?		2. Shall the constitution of the state be amended to eliminate the use of party levers on voting machines?		3. Shall the constitution of the state be amended to establish a commission to recommend candidates to the governor for nomination as judges?	
	YES	NO	YES	NO	YES	NO
Avon	1,271	2,681	2,305	1,747	3,006	995
Barkhamsted	260	526	446	358	569	214
Bethlehem	258	616	378	410	526	244
Bridgewater	168	305	235	247	317	151
Bristol	4,387	8,659	6,451	6,609	7,881	4,575
Burlington	560	927	819	703	1,066	437
Canaan	106	167	171	109	220	60
Canton	706	1,484	1,279	969	1,653	551
Colebrook	137	233	200	185	245	127
Cornwall	105	307	238	184	312	100
East Granby	399	745	651	522	850	305
Enfield	3,210	6,330	4,302	5,416	5,441	4,010
Farmington	1,595	3,148	2,722	2,225	3,533	1,350
Goshen	200	363	340	230	431	128
Granby	938	1,937	1,478	1,472	1,984	886
Hartland	128	273	184	222	257	141
Harwinton	429	723	665	519	851	312
Kent	189	423	329	284	448	151
Litchfield	676	1,171	1,048	872	1,348	509
Morris	177	292	270	207	339	127
New Britain	4,124	6,846	5,730	5,374	6,559	4,084
New Fairfield	940	1,269	1,012	1,249	1,468	740
New Hartford	440	838	763	567	973	323
New Milford	1,196	2,143	1,723	1,952	1,255	1,154
Norfolk	165	255	249	174	292	117
North Canaan	220	356	317	281	417	173
Plainville	1,242	2,086	1,789	1,656	2,119	1,223
Plymouth	701	1,244	985	1,012	1,224	732
Roxbury	179	245	158	173	380	148
Salisbury	317	703	542	495	758	259
Sharon	161	353	261	258	365	148
Sherman	287	436	339	395	488	240
Simsbury	1,963	5,141	4,332	2,953	5,597	1,557
Somers	702	1,014	959	803	1,267	474
Southbury	1,046	2,524	1,910	1,875	2,686	1,027
Southington	3,100	5,501	4,347	4,415	4,963	3,478
Suffield	900	1,699	1,332	1,340	1,812	817
Thomaston	494	772	654	646	851	402
Torrington	2,766	3,589	3,615	3,021	4,429	1,861
Warren	75	182	157	115	195	70
Washington	222	572	387	428	551	233
Watertown	1,820	2,744	2,305	2,348	2,869	1,630
Winchester	971	1,274	1,283	1,069	1,546	738
Windsor Locks	1,059	2,006	1,540	1,606	1,849	1,175
Woodbury	771	1,336	1,071	1,082	1,482	581
<b>Totals</b>	<b>41,760</b>	<b>76,438</b>	<b>62,271</b>	<b>58,777</b>	<b>77,672</b>	<b>38,757</b>

SUMMARY OF ELECTION DAY REGISTRATION, TURNOUT, AND ABSENTEE  
BALLOT STATISTICS, NOVEMBER 4, 1986

CONGRESSIONAL DISTRICTS	*Whole number of names on registry list	*Whole number checked as having voted	Percent- age checked as having voted	Number of absentee ballots received from town clerk	Number of absentee ballots rejected	Number of absentee ballots voted
First	282,073	181,154	64.2	6,358	75	6,283
Second	270,124	167,873	62.1	6,633	105	6,528
Third	288,050	179,636	62.4	6,193	47	6,146
Fourth	271,097	149,062	55.0	6,658	106	6,552
Fifth	276,635	168,304	60.8	5,813	65	5,748
Sixth	282,819	179,576	63.5	6,443	101	6,342
<b>Totals</b>	<b>1,670,798</b>	<b>1,025,605</b>	<b>61.4</b>	<b>38,098</b>	<b>499</b>	<b>37,599</b>

\*Including "Overseas" voters.

ELECTION DAY REGISTRATION, TURNOUT, AND ABSENTEE  
BALLOT STATISTICS, NOVEMBER 4, 1986  
FIRST CONGRESSIONAL DISTRICT

TOWNS	*Whole number of names on registry list	*Whole number checked as having voted	Percent- age checked as having voted	Number of absentee ballots received from town clerk	Number of absentee ballots rejected	Number of absentee ballots voted
Berlin	10,235	7,162	70.0	237	3	234
Bloomfield	11,781	7,526	63.9	294	4	290
Cromwell	6,035	4,161	68.9	114	1	113
East Hampton	4,963	3,495	70.4	82	0	82
East Hartford	25,934	15,585	60.1	364	6	358
East Windsor	4,500	2,567	57.0	59	1	58
Glastonbury	15,740	11,605	73.7	436	0	436
Hartford	52,631	25,666	48.8	729	19	710
Hebron	3,584	2,383	66.5	60	1	59
Manchester	28,679	19,198	66.9	574	7	567
Marlborough	2,900	2,023	69.8	46	0	46
Newington	17,517	11,873	67.8	324	2	322
Portland	5,345	3,695	69.1	121	0	121
Rocky Hill	8,188	5,633	68.8	293	4	289
South Windsor	11,001	7,800	70.9	286	1	285
West Hartford	41,752	29,263	70.1	1,569	19	1,550
Wethersfield	16,846	12,469	74.0	409	6	403
Windsor	14,442	9,050	62.7	361	1	360
<b>Totals</b>	<b>282,073</b>	<b>181,154</b>	<b>64.2</b>	<b>6,358</b>	<b>75</b>	<b>6,283</b>

\*Including "Overseas" voters.



ELECTION DAY REGISTRATION, TURNOUT, AND ABSENTEE  
BALLOT STATISTICS, NOVEMBER 4, 1986  
SECOND CONGRESSIONAL DISTRICT

TOWNS	*Whole number of names on registry list	*Whole number checked as having voted	Percent- age checked as having voted	Number of absentee ballots received from town clerk	Number of absentee ballots rejected	Number of absentee ballots voted
Andover	1,277	849	66.5	17	0	17
Ashford	1,852	1,148	62.0	22	1	21
Bolton	2,409	1,586	65.8	37	0	37
Bozrah	1,266	920	72.7	46	0	46
Brooklyn	2,842	1,874	65.9	51	0	51
Canterbury	1,937	1,278	66.0	33	0	33
Chaplin	855	557	65.1	12	0	12
Chester	1,871	1,187	63.4	53	2	51
Colchester	4,924	3,530	71.7	149	1	148
Columbia	2,347	1,668	71.1	45	1	44
Coventry	4,843	2,968	61.3	66	1	65
Deep River	2,238	1,555	69.5	131	1	130
Durham	3,006	2,025	67.4	99	2	97
Eastford	720	512	71.1	22	0	22
East Haddam	3,504	2,321	66.2	94	1	93
East Lyme	8,022	5,077	63.3	225	0	225
Ellington	5,332	3,276	61.4	53	0	53
Essex	3,258	2,229	68.4	100	0	100
Franklin	1,141	777	68.1	23	0	23
Griswold	3,898	2,265	58.1	47	0	47
Groton	16,186	8,992	55.6	380	4	376
Haddam	3,856	2,644	68.6	106	0	106
Hampton	855	540	63.2	18	0	18
Killingly	6,397	3,766	58.9	178	4	174
Lebanon	2,925	2,089	71.4	105	3	102
Ledyard	6,956	3,962	57.0	260	2	258
Lisbon	1,741	1,059	60.8	18	0	18
Lyme	1,230	789	64.1	50	0	50
Mansfield	6,970	4,329	62.1	212	0	212
Middlefield	2,360	1,713	72.6	61	0	61
Middletown	20,995	13,044	62.1	536	14	522
Montville	7,387	4,658	63.1	127	3	124
New London	12,592	6,470	51.4	335	2	333
North Stonington	2,472	1,485	60.1	61	2	59
Norwich	19,305	10,513	54.5	308	5	303
Old Lyme	3,947	2,678	67.8	132	1	131
Old Saybrook	5,674	3,548	62.5	208	3	205
Plainfield	5,990	3,563	59.5	115	0	115
Pomfret	1,493	1,008	67.5	34	0	34
Preston	2,326	1,374	59.1	31	0	31
Putnam	4,926	3,020	61.3	168	7	161
Salem	1,474	1,047	71.0	23	1	22
Scotland	647	456	70.5	20	0	20
Sprague	1,663	1,023	61.5	64	0	64
Stafford	5,501	3,775	68.6	141	0	141
Sterling	1,096	545	49.7	16	0	16
Stonington	10,368	6,128	59.1	294	3	291
Thompson	4,690	2,694	57.4	90	2	88
Tolland	5,539	3,518	63.5	42	0	42
Union	391	274	70.1	9	0	9
Vernon	13,936	9,293	66.7	259	7	252
Voluntown	816	536	65.7	8	0	8
Waterford	10,378	6,757	65.1	286	5	281
Westbrook	3,032	2,137	70.5	88	2	86
Willington	2,293	1,611	70.3	27	1	26
Windham	11,118	7,328	65.9	395	22	373
Woodstock	3,057	1,905	62.3	103	2	101
Totals	270,124	167,873	62.1	6,633	105	6,528

\*Including "Overseas" voters.

ELECTION DAY REGISTRATION, TURNOUT, AND ABSENTEE  
BALLOT STATISTICS, NOVEMBER 4, 1986  
THIRD CONGRESSIONAL DISTRICT

TOWNS	*Whole number of names on registry list	*Whole number checked as having voted	Percent- age checked as having voted	Number of absentee ballots received from town clerk	Number of absentee ballots rejected	Number of absentee ballots voted
Branford	14,190	9,289	65.5	315	2	313
Clinton	6,230	3,810	61.2	99	0	99
East Haven	16,048	8,448	52.6	516	3	513
Guilford	10,389	6,307	60.7	183	0	183
Hamden	31,688	19,225	60.7	698	4	694
Killingworth	2,450	1,685	68.8	46	0	46
Madison	8,804	5,543	63.0	228	2	226
Milford	27,928	15,923	57.0	374	5	369
New Haven	60,184	38,991	64.8	1,305	10	1,295
North Branford	6,805	3,882	57.0	116	3	113
North Haven	12,837	8,450	65.8	215	6	209
Orange	8,568	5,552	64.8	184	0	184
Stratford	28,380	18,572	65.4	540	0	540
Wallingford	19,769	12,441	62.9	438	3	435
West Haven	28,610	17,989	62.9	712	8	704
Woodbridge	5,170	3,529	68.3	224	1	223
<b>Totals</b>	<b>288,050</b>	<b>179,636</b>	<b>62.4</b>	<b>6,193</b>	<b>47</b>	<b>6,146</b>

FOURTH CONGRESSIONAL DISTRICT

Bridgeport	62,315	29,240	46.9	1,082	32	1,050
Darien	10,783	6,819	63.2	418	4	414
Fairfield	32,943	21,068	64.0	1,048	18	1,030
Greenwich	35,847	19,293	53.8	875	0	875
New Canaan	10,162	6,734	66.3	472	4	468
Norwalk	38,571	20,674	53.6	622	4	618
Stamford	52,953	27,074	51.1	883	24	859
Trumbull, part of	11,753	7,600	64.7	249	7	242
Westport	15,770	10,560	67.0	1,009	13	996
<b>Totals</b>	<b>271,097</b>	<b>149,062</b>	<b>55.0</b>	<b>6,658</b>	<b>106</b>	<b>6,552</b>

\*Including "Overseas" voters.

ELECTION DAY REGISTRATION, TURNOUT, AND ABSENTEE  
BALLOT STATISTICS, NOVEMBER 4, 1986  
FIFTH CONGRESSIONAL DISTRICT

TOWNS	*Whole number of names on registry list	*Whole number checked as having voted	Percent- age checked as having voted	Number of absentee ballots received from town clerk	Number of absentee ballots rejected	Number of absentee ballots voted
Ansonia	9,887	6,775	68.5	280	5	275
Beacon Falls	2,145	1,472	68.6	34	2	32
Bethany	2,839	1,920	67.6	95	1	94
Bethel	8,475	5,038	59.4	150	0	150
Brookfield	7,412	4,209	56.8	148	4	144
Cheshire	13,907	8,510	61.2	266	2	264
Danbury	28,861	15,101	52.3	421	4	417
Derby	5,954	4,063	68.2	68	0	68
Easton	3,967	2,454	61.9	111	1	110
Meriden	28,029	17,045	60.8	541	4	537
Middlebury	3,701	2,589	70.0	103	2	101
Monroe	8,038	4,549	56.6	137	0	137
Naugatuck	14,004	8,174	58.4	225	0	225
Newtown	10,235	5,961	58.2	205	4	201
Oxford	3,635	2,385	65.6	58	1	57
Prospect	3,900	2,562	65.7	69	0	69
Redding	4,673	2,659	56.9	114	2	112
Ridgefield	12,792	7,055	55.2	407	10	397
Seymour	7,026	4,549	64.7	119	0	119
Shelton	17,603	10,290	58.5	303	5	298
Trumbull, part of	8,427	5,288	62.8	164	1	163
Waterbury	49,804	32,661	65.6	1,077	12	1,065
Weston	5,192	2,853	54.9	230	1	229
Wilton	8,904	5,474	61.5	334	2	332
Wolcott	7,225	4,668	64.6	154	2	152
Totals	276,635	168,304	60.8	5,813	65	5,748

\*Including "Overseas" voters.

ELECTION DAY REGISTRATION, TURNOUT, AND ABSENTEE  
BALLOT STATISTICS, NOVEMBER 4, 1986  
SIXTH CONGRESSIONAL DISTRICT

TOWNS	*Whole number of names on registry list	*Whole number checked as having voted	Percent- age checked as having voted	Number of absentee ballots received from town clerk	Number of absentee ballots rejected	Number of absentee ballots voted
Avon	7,695	5,494	71.4	268	3	265
Barkhamsted	1,665	1,120	67.3	34	0	34
Bethlehem	1,701	1,267	74.5	68	1	67
Bridgewater	1,081	718	66.4	41	1	40
Bristol	30,198	18,263	60.5	579	11	568
Burlington	3,273	2,116	64.7	28	1	27
Canaan	617	388	62.9	37	0	37
Canton	4,585	3,114	67.9	103	2	101
Colebrook	814	581	71.4	34	2	32
Cornwall	824	630	76.5	85	4	81
East Granby	2,384	1,583	66.4	53	0	53
Enfield	22,838	11,855	51.9	184	2	182
Farmington	9,912	6,835	69.0	228	1	227
Goshen	1,200	830	69.2	36	0	36
Granby	5,012	3,396	67.8	117	0	117
Hartland	893	564	63.2	13	1	12
Harwinton	2,709	1,861	68.7	49	1	48
Kent	1,443	984	68.2	102	1	101
Litchfield	4,789	3,224	67.3	171	5	166
Morris	1,186	823	69.4	40	0	40
New Britain	32,339	20,635	63.8	552	9	543
New Fairfield	6,542	3,770	57.6	117	0	117
New Hartford	3,372	1,963	58.2	60	0	60
New Milford	9,168	4,761	51.9	133	3	130
Norfolk	1,061	789	74.4	94	1	93
North Canaan	1,745	1,218	69.8	102	3	99
Plainville	8,224	5,643	68.6	97	0	97
Plymouth	5,522	3,515	63.7	55	1	54
Roxbury	1,034	762	73.7	69	0	69
Salisbury	2,592	1,663	64.2	203	4	199
Sharon	1,752	919	52.5	63	1	62
Sherman	1,434	918	64.0	59	1	58
Simsbury	12,132	9,046	74.6	400	10	390
Somers	4,540	2,503	55.1	46	0	46
Southbury	8,650	5,831	67.4	233	7	226
Southington	19,106	12,122	63.4	272	7	265
Suffield	6,024	3,812	63.3	137	2	135
Thomaston	3,903	2,573	65.9	92	0	92
Torrington	17,526	11,169	63.7	565	5	560
Warren	600	409	68.2	18	0	18
Washington	2,093	1,318	63.0	52	1	51
Watertown	11,018	6,940	63.0	166	0	166
Winchester	5,965	4,157	69.7	305	7	298
Windsor Locks	7,197	4,597	63.9	130	1	129
Woodbury	4,461	2,897	64.9	153	2	151
Totals	282,819	179,576	63.5	6,443	101	6,342

\*Including "Overseas" voters.


STATE OF CONNECTICUT  
OFFICE OF THE SECRETARY OF THE STATE

We, the undersigned, having canvassed the Returns of  
the Presiding Officers of the Electors' Meetings in the  
several towns of this State, hereby declare

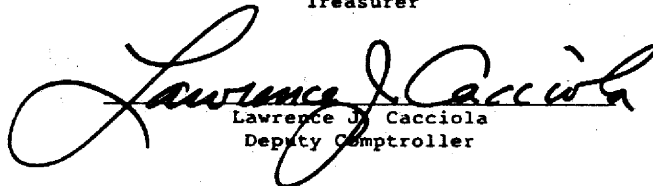
WILLIAM A. O'NEILL

elected GOVERNOR of the State of Connecticut for the term  
of four years from the Wednesday following the first Monday  
of January, Nineteen Hundred Eighty Seven.

Dated in Hartford, Connecticut  
this nineteenth day of November  
Nineteen Hundred Eighty Six

  
Julia H. Tashjian  
Secretary of the State

  
Joan R. Kemler  
Treasurer

  
Lawrence J. Cacciola  
Deputy Comptroller


STATE OF CONNECTICUT  
OFFICE OF THE SECRETARY OF THE STATE


We, the undersigned, having canvassed the Returns of  
the Presiding Officers of the Electors' Meetings in the  
several towns of this State, hereby declare

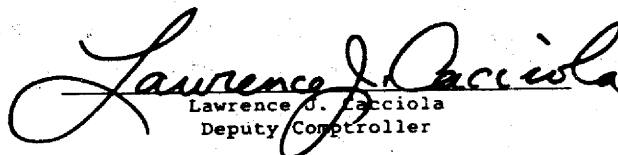
JOSEPH J. FAULISO

elected LIEUTENANT GOVERNOR of the State of Connecticut for the term  
of four years from the Wednesday following the first Monday  
of January, Nineteen Hundred Eighty Seven.

Dated in Hartford, Connecticut  
this nineteenth day of November  
Nineteen Hundred Eighty Six

  
Julia H. Tashjian  
Secretary of the State

  
Joan R. Kemler  
Treasurer

  
Lawrence J. Cacciola  
Deputy Comptroller

STATE OF CONNECTICUT  
OFFICE OF THE SECRETARY OF THE STATE


We, the undersigned, having canvassed the Returns of  
the Presiding Officers of the Electors' Meetings in the  
several towns of this State, hereby declare

JULIA H. TASHJIAN

elected SECRETARY OF THE STATE of the State of Connecticut for the term  
of four years from the Wednesday following the first Monday  
of January, Nineteen Hundred Eighty Seven.

Dated in Hartford, Connecticut  
this nineteenth day of November  
Nineteen Hundred Eighty Six

  
Joan R. Kemler  
Treasurer

  
Lawrence J. Cacciola  
Deputy Comptroller


STATE OF CONNECTICUT  
OFFICE OF THE SECRETARY OF THE STATE


We, the undersigned, having canvassed the Returns of  
the Presiding Officers of the Electors' Meetings in the  
several towns of this State, hereby declare

FRANCISCO L. BORGES

electd TREASURER of the State of Connecticut for the term  
of four years from the Wednesday following the first Monday  
of January, Nineteen Hundred Eighty Seven.

Dated in Hartford, Connecticut  
this nineteenth day of November  
Nineteen Hundred Eighty Six

  
Julia H. Tashjian  
Secretary of the State

  
Lawrence J. Cacciola  
Deputy Comptroller




STATE OF CONNECTICUT  
OFFICE OF THE SECRETARY OF THE STATE

We, the undersigned, having canvassed the Returns of  
the Presiding Officers of the Electors' Meetings in the  
several towns of this State, hereby declare

J. EDWARD CALDWELL

elected COMPTROLLER of the State of Connecticut for the term  
of four years from the Wednesday following the first Monday  
of January, Nineteen Hundred Eighty Seven.

Dated in Hartford, Connecticut  
this nineteenth day of November  
Nineteen Hundred Eighty Six

  
Julia H. Tashjian  
Secretary of the State

  
Joan R. Kemler  
Treasurer


STATE OF CONNECTICUT  
OFFICE OF THE SECRETARY OF THE STATE

We, the undersigned, having canvassed the Returns of  
the Presiding Officers of the Electors' Meetings in the  
several towns of this State, hereby declare

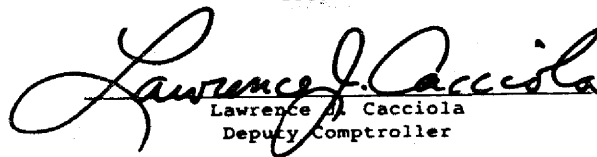
JOE LIEBERMAN

elected ATTORNEY GENERAL of the State of Connecticut for the term  
of four years from the Wednesday following the first Monday  
of January, Nineteen Hundred Eighty Seven.

Dated in Hartford, Connecticut  
this nineteenth day of November  
Nineteen Hundred Eighty Six

  
Julia H. Tashjian  
Secretary of the State

  
Joan R. Kemler  
Treasurer

  
Lawrence J. Cacciola  
Deputy Comptroller


STATE OF CONNECTICUT  
OFFICE OF THE SECRETARY OF THE STATE

We, the undersigned, having canvassed the Returns of  
the Presiding Officers of the Electors' Meetings in the  
several towns of this State, hereby declare

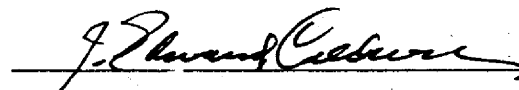
CHRISTOPHER J. DODD

elected UNITED STATES SENATOR in the Congress  
of the United States for the term of six years from 12:00 noon  
on the 3rd day of January, Nineteen Hundred Eighty Seven.

Dated in Hartford, Connecticut  
this twenty sixth day of November  
Nineteen Hundred Eighty Six

  
Julia H. Tashjian  
Secretary of the State

  
Joan R. Kemler  
Treasurer


  
Comptroller  
Edward Caldwell

STATE OF CONNECTICUT  
OFFICE OF THE SECRETARY OF THE STATE


We, the undersigned, having canvassed the Returns of the Presiding Officers of the Electors' Meetings in the towns comprising the several Congressional Districts of this State, hereby declare the following named persons elected REPRESENTATIVES in the ONE HUNDREDTH CONGRESS of the United States for the term of two years from 12:00 noon on the 3rd day of January Nineteen Hundred Eighty Seven:

<u>DISTRICT NUMBER</u>	<u>NAME</u>
1	BARBARA BAILEY KENNELLY
2	SAMUEL GEJDENSON
3	BRUCE A. MORRISON
4	STEWART B. MCKINNEY
5	JOHN G. ROWLAND
6	NANCY L. JOHNSON

Dated in Hartford, Connecticut  
this twenty sixth day of November  
Nineteen Hundred Eighty Six

  
Julia H. Tashjian  
Secretary of the State

  
Joan R. Kemler  
Treasurer


  
Comptroller  
Edward Caldwell


STATE OF CONNECTICUT  
OFFICE OF THE SECRETARY OF THE STATE

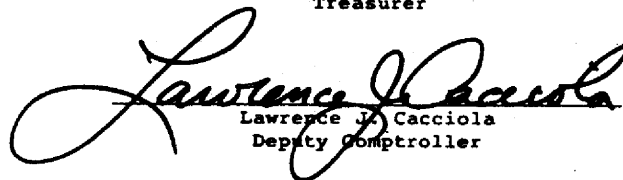
We, the undersigned, having canvassed the Returns of the Presiding Officers of the Electors' Meetings in the towns comprising the different Senatorial Districts of this state, hereby declare the following named persons duly elected STATE SENATORS for the term of two years from the Wednesday following the first Monday of January, Nineteen Hundred Eighty Seven:

DISTRICT NUMBER	NAME	DISTRICT NUMBER	NAME
1	WILLIAM A. DiBELLA	19	KENNETH L. PRZYBYSZ
2	FRANK D. BARROWS	20	MARK HEALEY POWERS
3	JOHN B. LARSON	21	GEORGE L. GUNTHER
4	MICHAEL P. MEOTTI	22	HOWARD T. OWENS, JR.
5	KEVIN B. SULLIVAN	23	MARGARET E. MORTON
6	JOSEPH H. HARPER, JR.	24	JAMES H. MALONEY
7	CORNELIUS O'LEARY	25	JOHN ATKIN
8	REGINALD J. SMITH	26	JUDITH G. FREEDMAN
9	A. CYNTHIA MATTHEWS	27	ANTHONY D. TRUGLIA
10	JOHN C. DANIELS	28	FRED H. LOVEGROVE, JR.
11	ANTHONY V. AVALONE	29	KEVIN P. JOHNSTON
12	THOMAS J. SULLIVAN	30	M. ADELA EADS
13	AMELIA P. MUSTONE	31	STEVEN C. CASEY
14	THOMAS SCOTT	32	JAMIE McLAUGHLIN
15	THOMAS F. UPSON	33	KENNETH T. HAMPTON
16	DONALD M. RINALDI	34	PHILIP S. ROBERTSON
17	GARY A. HALE	35	MARIE A. HERBST
18	STEVEN SPELLMAN	36	MICHAEL L. MORANO

Dated in Hartford, Connecticut  
this nineteenth day of November  
Nineteen Hundred Eighty Six

  
Julia H. Tashjian  
Secretary of the State

  
Joan R. Kemler  
Treasurer

  
Lawrence J. Cacciola  
Deputy Comptroller

STATE OF CONNECTICUT  
OFFICE OF THE SECRETARY OF THE STATE


We, the undersigned, having canvassed the Returns of the Presiding Officers of the Electors' Meetings in the towns comprising the different Assembly Districts of this state, hereby declare the following named persons duly elected STATE REPRESENTATIVES for the term of two years from the Wednesday following the first Monday of January, Nineteen Hundred Eighty Seven:

<u>DISTRICT NUMBER</u>	<u>NAME</u>	<u>DISTRICT NUMBER</u>	<u>NAME</u>
1	ERIC D. COLEMAN	28	ROBERT G. GILLIGAN
2	THOMAS D. RITTER	29	RICHARD D. TULISANO
3	ARTHUR A. BROUILLET, JR.	30	ANN DANDROW
4	JOHN W. FONFARA	31	ROBERT D. BOWDEN
5	ANTHONY J. PALERMINO	32	VINCENT C. MAZZOTTA
6	ABRAHAM L. GILES	33	PAUL GIONFRIDDO
7	CARRIE SAXON PERRY	34	DEAN MARKHAM
8	EDITH G. PRAGUE	35	SIDNEY J. HOLBROOK
9	DONALD F. BATES	36	JOHN J. TIFFANY II
10	TIMOTHY J. MOYNIHAN	37	JOHN T. HOYE
11	RICHARD M. TORPEY	38	JANET POLINSKY
12	JAMES R. McCAVANAGH	39	WILLIAM J. CIBES, JR.
13	JOHN W. THOMPSON	40	JAY B. LEVIN
14	JOHN J. WOODCOCK III	41	MURIEL W. BUCKLEY
15	NAOMI K. COHEN	42	GLENN N. ARTHUR
16	JAMES T. FLEMING	43	FRANK TUREK
17	BEATRICE K. MURDOCK	44	RICHARD A. GOSSELIN
18	MILES RAPOPORT	45	DAVID ANDERSON
19	ROBERT FARR	46	PETER A. NYSTROM
20	RICHARD T. MULREADY	47	SHAUN M. McNALLY
21	WILLIAM L. WOLLENBERG	48	ANDREW McCALL NORTON
22	EUGENE J. MILLERICK	49	JOHN J. LESCOE
23	JOSEPH S. RAIA	50	JOHN T. SAVAGE
24	IRENE B. FAVREAU	51	GERI W. LANGLOIS
25	RAYMOND M. H. JOYCE	52	JOHN D. MORDASKY
26	STANLEY J. KRAWIEC	53	NANCY S. WYMAN
27	RICHARD J. BALDUCCI	54	JONATHAN W. PELTO

DISTRICT NUMBER	NAME	DISTRICT NUMBER	NAME
55	J. PETER FUSSCAS	89	DAVID O. THORP
56	JOSEPH D. COURTNEY	90	MARY G. FRITZ
57	TERESALEE BERTINUSON	91	RONALD SMOKO
58	FREDERICK A. GELSI	92	PATRICIA A. DILLON
59	WILLIAM KINER	93	IRVING J. STOLBERG
60	CARL J. SCHIESSL III	94	WILLIAM R. DYSON
61	RUTH C. FAHRBACH	95	WALTER S. BROOKS
62	OTTO C. NEUMANN	96	MARTIN M. LOONEY
63	ANTHONY J. NANIA	97	ROBERT J. HAUSER, JR.
64	JOSEPH N. RUWET	98	FRANCIS X. O'NEILL, JR.
65	GEORGE P. AVITABILE	99	MICHAEL P. LAWLOR
66	ROBERT A. MADDOX, JR.	100	DAVID LAVINE
67	OSKAR G. ROGG	101	LINDA N. EMMONS
68	SEAN C. BUTTERLY	102	STEPHEN P. HANCHURUCK
69	CAROL A. HERSKOWITZ	103	PETER M. LERNER
70	KEVIN G. KNOWLES	104	VINCENT J. TONUCCI
71	DOREEN M. DELBIANCO	105	JOHN W. BETKOSKI III
72	REGINALD G. BEAMON	106	MAE S. SCHMIDLE
73	JOAN V. HARTLEY	107	M. JODI RELL
74	ELIZABETH BROWN	108	NORMA D. GYLE
75	THOMAS F. CONWAY	109	LYNN H. TABORSAK
76	MARIE W. GALBRAITH	110	PAUL J. GARAVEL
77	STEPHEN J. DUFFY	111	BARBARA M. IRELAND
78	EDWARD C. KRAWIECKI, JR.	112	ADELE L. KUSNITZ
79	CRAIG P. TAYLOR	113	RICHARD O. BELDEN
80	EUGENE A. MIGLIARO, JR.	114	ALAN SCHLESINGER
81	ANGELO M. FUSCO	115	VITO M. MAZZA
82	THOMAS S. LUBY	116	JOSEPH A. ADAMO
83	JOHN ZAJAC, JR.	117	ARTHUR C. GILBERT
84	BENJAMIN N. DeZINNO, JR.	118	TIMOTHY J. CASEY
85	MARY M. MUSHINSKY	119	GERARD B. PATTON
86	ROBERT M. WARD	120	J. VINCENT CHASE
87	PAUL D. ABERCROMBIE	121	ROBERT F. FRANKEL
88	CHARLES KARJANIS	122	ROBERT G. JAEKLE

DISTRICT NUMBER	NAME	DISTRICT NUMBER	NAME
123	MORAG L. VANCE	138	LAWRENCE ANASTASIA, JR.
124	SHEILA A. BAKER	139	ALEX A. KNOPP
125	GABRIEL J. BIAFORE	140	DOUGLAS C. MINTZ
126	ROBERT T. KEELEY, JR.	141	R. E. VAN NORSTRAND
127	JACQUELINE M. COCCO	142	MARGARET S. GILL
128	MARIO TESTA	143	LESLIE T. YOUNG
129	LEE A. SAMOWITZ	144	JOHN WAYNE FOX
130	JOSE C. LUGO	145	RICHARD BLUMENTHAL
131	RICHARD FOLEY	146	MOIRA K. LYONS
132	JOHN G. METSOPOULOS	147	CHRISTOPHER SHAYS
133	ELINOR F. WILBER	148	GEORGE C. JEPSEN
134	SIDNEY S. POSTOL	149	WILLIAM H. NICKERSON
135	ALICE V. MEYER	150	DOROTHY K. OSLER
136	JOSEPHINE S. FUCHS	151	EMIL V. BENVENUTO
137	FRANK ESPOSITO, JR.		

Dated in Hartford, Connecticut  
this nineteenth day of November  
Nineteen Hundred Eighty Six

  
Julia H. Tashjian  
Secretary of the State

  
Joan R. Kemler  
Treasurer

  
Lawrence J. Cacciola  
Deputy Comptroller




STATE OF CONNECTICUT  
OFFICE OF THE SECRETARY OF THE STATE


We, the undersigned, having canvassed the Returns of the Presiding Officers of the Electors' Meetings in the several towns comprising the respective Counties of this State, hereby declare the following named persons elected SHERIFF for the term of four years from the first day of June, Nineteen Hundred Eighty Seven:

<u>COUNTY</u>	<u>NAME</u>
Fairfield	EDWIN S. MAK
Hartford	ALFRED J. RIOUX
Litchfield	CAROLINE C. WAKEFIELD
Middlesex	GEORGE R. ZEEB
New Haven	HENRY F. HEALEY JR.
New London	THOMAS G. MARTIN
Tolland	THEODORE SATKOWSKI
Windham	CLIFFORD B. GREEN

Dated in Hartford, Connecticut  
this nineteenth day of November  
Nineteen Hundred Eighty Six

  
Julia H. Tashjian  
Secretary of the State

  
Joan R. Kemler  
Treasurer

  
Lawrence J. Cacciola  
Deputy Comptroller

STATE OF CONNECTICUT  
OFFICE OF THE SECRETARY OF THE STATE

We, the undersigned, having canvassed the Returns of the Presiding Officers of the Electors' Meetings in the towns comprising the different Probate Districts of this state, hereby declare the following named persons duly elected JUDGE OF PROBATE for the term of four years from the Wednesday following the first Monday of January, Nineteen Hundred Eighty Seven:

<u>PROBATE DISTRICT OF:</u>	<u>NAME</u>	<u>PROBATE DISTRICT OF:</u>	<u>NAME</u>
Andover	NORMAN J. PREUSS	Eastford	STEWART M. TATEM
Ashford	BARBARA B. METSACK	East Granby	PAUL A. RIDGEWAY
Avon	D. STEPHEN GAFFNEY	East Haddam	HELEN HOFFMANN
Barkhamsted	JILL E. WILLEY	East Hampton	ELEANOR WOOD
Berlin	EDWARD J. JANUSZEWSKI	East Hartford	FRANCIS C. VIGNATI
Bethany	GUY D. YALE	East Haven	THOMAS J. GIAIMO
Bethel	MARTIN J. LAWLOR, JR.	East Lyme	LEO J. McNAMARA
Bozrah	HELENE L. BLOOM	East Windsor	WILLIAM E. GRACE
Branford	RICHARD D. PATTERSON	Ellington	THOMAS F. RADY III
Bridgeport	RAYMOND C. LYDDY	Enfield	JOHN K. RAISSI
Bristol	ROBERT R. MAYNARD	Essex	DEBORAH M. HOLCOMB
Brookfield	JEFFREY W. REINEN	Fairfield	JOHN H. SHANNON
Brooklyn	JAMES K. KELLEY	Farmington	EDGAR A. KING
Burlington	CHARLES W. BAUER	Glastonbury	DONALD F. AUCHTER
Canaan	DIANA J. MATHESON	Granby	ARLINE R. MOONEY
Canterbury	MARTIN ALLIOD	Greenwich	CAMERON F. HOPPER
Canton	RAYMOND GREEN	Griswold	WILFRED JODOIN
Chaplin	PATRICIA D. R. BOYD	Groton	FREDERICK W. PALM, JR.
Cheshire	RAYMOND F. VOELKER	Guilford	SHIRLEY M. SABINE
Clinton	JUNE S. DRESSING	Haddam	CHARLES F. RIORDAN
Colchester	KEVIN KENNEDY	Hamden	SALVATORE L. DIGLIO
Cornwall	MARGARET D. COOLEY	Hampton	PATRICIA A. DONAHUE
Coventry	DAVID C. RAPPE	Hartford	ROBERT K. KILLIAN, JR.
Danbury	RICHARD L. NAHLEY	Hartland	ELMER BEEMAN
Darien	PHILIP A. MOREHOUSE	Harwinton	JOHN P. FEBBRORIELLO
Deep River	JEANNE F. SPALLONE	Hebron	KATHLEEN M. SAWYER
Derby	CLIFFORD D. HOYLE	Kent	JOAN W. DOWNES

<u>PROBATE DISTRICT OF:</u>	<u>NAME</u>	<u>PROBATE DISTRICT OF:</u>	<u>NAME</u>
Killingly	CHARLES P. FERLAND	Orange	CHARLES L. FLYNN
Killingworth	FLORENCE MARRONE	Oxford	JOHN W. FERTIG, JR.
Lebanon	GEORGE P. RANDALL	Plainfield	KATHLEEN SENDLEY BARRY
Ledyard	GERTRUDE B. SMITH	Plainville	THOMAS P. KIRKWOOD, JR.
Litchfield	ARLEEN G. KEEGAN	Plymouth	EDWARD P. PLAZE
Lyme	LELAN F. SILLIN, JR.	Pomfret	CECILE D. STODDARD
Madison	GEORGE G. McMANUS, JR.	Portland	RICHARD W. ADAMI
Manchester	WILLIAM E. FITZGERALD	Putnam	A. RICHARD KARKUTT, JR.
Mansfield	JOAN QUARTO	Redding	RICHARD L. EMERSON
Marlborough	ROBERT J. MOORE	Ridgefield	ROMEO G. PETRONI
Meriden	RALPH D. LUKENS	Roxbury	MILDRED ERWIN
Middletown	JOSEPH D. MARINO	Salem	NEAL E. WILLIAMS
Milford	BERNARD F. JOY	Salisbury	RICHARD T. FITZGERALD
Montville	HELEN M. RAAB	Saybrook	ELSIE L. TARPILL
Naugatuck	ROBERT M. SIUZDAK	Sharon	ESTHER M. CLARK
New Canaan	RICHARD E. BURKE	Shelton	MAURICE J. MARTIN
New Fairfield	PETER R. LARKIN	Sherman	BARBARA J. ACKERMAN
New Hartford	NORMAN E. ROGERS, SR.	Simsbury	GLENN E. KNIERIM
New Haven	JOHN A. KEYES	Somers	FRANCIS W. DEVLIN, JR.
Newington	MICHAEL A. DELLA FERA	Southbury	DOROTHY L. FRAZIER
New London	THOMAS P. CONDON	Southington	CARL J. SOKOLOWSKI
New Milford	SUZANNE L. POWERS	Stafford	THOMAS FIORE
Newtown	MERLIN E. FISK	Stamford	PAUL D. SHAPERO
Norfolk	MARY M. ACKERLY	Sterling	SIGNE L. NOWOSADKO
North Branford	STEPHEN WHALEN	Stonington	PAUL E. CRAVINHO
North Haven	EDWARD T. FALSEY, JR.	Stratford	F. PAUL KURMAY
North Stonington	PATRICIA P. MCGOWAN	Suffield	BEVERLY T. PATTERSON
Norwalk	JOHN E. VALLERIE, JR.	Thomaston	ROSEMARY L. MARTIN
Norwich	LINDA M. SALAFIA	Thompson	AILEEN A. WITKOWSKI
Old Lyme	DANIEL E. KENNY	Tolland	CHARLES E. REGAN
Old Saybrook	ELTON D. RHODES	Torrington	JOSEPH J. GALLICCHIO

<u>PROBATE DISTRICT OF:</u>	<u>NAME</u>	<u>PROBATE DISTRICT OF:</u>	<u>NAME</u>
Trumbull	JOHN P. CHIOTA	Westport	EARL F. CAPUANO
Wallingford	SONYA M. KISCHKUM	Winchester	ALAN M. BARBER
Washington	JANET M. WILDMAN	Windham	PATRICK M. PRUE
Waterbury	JAMES J. LAWLOR	Windsor	WALTER E. RUSSELL
Watertown	CAREY R. GEGHAN	Windsor Locks	WILLIAM C. LEARY
Westbrook	JAMES A. MCGEE, JR.	Woodbridge	FREDERICK S. MOSS
West Hartford	JOHN A. BERMAN	Woodbury	MARY D. DONALDSON
West Haven	E. MICHAEL HEFFERNAN	Woodstock	F. VERONICA HIBBARD

Dated in Hartford, Connecticut  
 this nineteenth day of November  
 Nineteen Hundred Eighty Six

*Julia H. Tashjian*  
 Julia H. Tashjian  
 Secretary of the State

*Joan R. Kemler*  
 Joan R. Kemler  
 Treasurer

*Lawrence J. Cacciola*  
 Lawrence J. Cacciola  
 Deputy Comptroller

STATE OF CONNECTICUT  
OFFICE OF THE SECRETARY OF THE STATE


We, the undersigned, having canvassed the Returns of the Presiding Officers of the Electors' Meetings in the several towns of this State hereby declare that a majority of the electors present and voting on the following STATE QUESTION pursuant to Article Thirteenth of the Constitution of the State of Connecticut, disapproved the same:

1. Shall there be a Constitutional Convention to amend or revise the Constitution of the State?

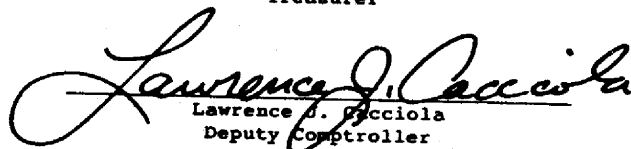
We, the undersigned, having canvassed the Returns of the Presiding Officers of the Electors' Meetings in the several towns of this State hereby declare that a majority of the electors present and voting on the following proposed AMENDMENTS TO THE CONSTITUTION OF THE STATE OF CONNECTICUT approved the same; and that such proposed amendments are therefore valid to all intents and purposes as a part of the CONSTITUTION OF THE STATE OF CONNECTICUT, in accordance with ARTICLE TWELFTH thereof:

2. Shall the constitution of the state be amended to eliminate the use of party levers on voting machines?
3. Shall the constitution of the state be amended to establish a commission to recommend candidates to the governor for nomination as judges?

Dated in Hartford, Connecticut  
this nineteenth day of November  
Nineteen Hundred Eighty Six

  
Julia H. Tashjian  
Secretary of the State

  
Joan R. Kemler  
Treasurer

  
Lawrence J. Cacciola  
Deputy Comptroller

**Back of Pamphlet Intentionally Left Blank**

**End of File**