



STATE OF CONNECTICUT  
SECRETARY OF THE STATE

---

---

**STATEMENT OF VOTE**

**GENERAL ELECTION**

**November 3, 1992**

---

**TABULATED FROM RETURNS AS  
RECORDED BY THE MODERATORS  
AND FILED WITH THE OFFICE  
OF SECRETARY OF THE STATE**

---

**PRINTED IN COMPLIANCE WITH STATUTE**

---

**HARTFORD**



Prepared and Paid for by the

SECRETARY OF THE STATE

Pauline R. Kezer  
Secretary of the State

TABLE OF CONTENTS

---

	Pages
Vote for President of the United States.....	5 - 10
Vote for United States Senator.....	11 - 15
Vote for Representatives in Congress.....	16 - 20
Vote for State Senators.....	21 - 29
Vote for State Representatives.....	30 - 52
Vote for Judges of Probate (To Fill Vacancies).....	53
Vote for Registrars of Voters.....	54 - 74
Vote for Proposed Constitutional Amendments.....	75 - 79
Election Day Registration, Turnout, and Absentee Ballot Statistics.....	80 - 84
Board of Canvassers' Certifications.....	85 - 92

**PARTY DESIGNATIONS**

---

**Major Parties**

A Connecticut Party (ACP)  
Republican (R)  
Democratic (D)

**Minor Party  
(24th Senatorial District)**

Independent (I)

**Party Designations used on Nominating Petitions**

Americans For Perot (AFP)  
Bristol Independent (BI)  
Concerned Citizens (CC)  
Independent (I)  
Libertarian (L)  
Natural Law (NL)  
New Alliance (NA)  
Tax The Rich (TR)  
United Taxpayers (UT)  
  
Petitioning  
Candidate (PC)  
(i.e., no party  
designation)

SUMMARY OF VOTE FOR PRESIDENT OF THE UNITED STATES  
NOVEMBER 3, 1992

Presidential Electors for						
CONGRESSIONAL DISTRICTS	No Nomi- nation (ACP)	George Bush and Dan Quayle (R)	Bill Clinton and Al Gore (D)	Ross Perot and James Stockdale (AFP)	Andre Marrou and Nancy Lord (L)	Lenora B. Fulani and Maria Elizabeth Munoz (NA)
First		82,086	133,686	52,154	798	363
Second		79,110	113,553	72,782	1,033	202
Third		96,085	121,163	54,147	907	222
Fourth		110,072	109,122	40,802	753	250
Fifth		111,327	93,966	60,891	916	183
Sixth		99,633	110,828	67,995	984	143
<b>Totals</b>		<b>578,313</b>	<b>682,318</b>	<b>348,771</b>	<b>5,391</b>	<b>1,363</b>

Plurality: 104,005

Total write-in votes for registered write-in candidates: Bo Gritz and Cy Minett, 72; John Hagelin and Mike Tompkins, 75; Howard Phillips and Albion W. Knight, Jr., 20; Norman A. Russ and Eugene A. Jones, Sr., 0; Lyndon H. LaRouche, Jr. and James L. Bevel, 4; James A. Warren and Estelle DeBates, 5.

Candidates for Presidential Elector: (Republican) Richard Foley, Jr., Oxford; Prescott Bush, Jr., Greenwich; Ralph Elliot, West Hartford; Elizabeth Heminway, Greenwich; Rae Anna Curtiss, Hamden; Florence Prescott, Ivoryton (Essex); Joseph Shilinga, New Britain; Philip Smith, Bridgeport.

Candidates for Presidential Elector: (Democratic) Joseph P. Ganim, Bridgeport; Frank L. Aieta, Newington; Doris Sweetman, Litchfield; Marion Newberg, Middletown; Norma Reyes, New Haven; Ron Williams, Groton; Dorothy Goodwin, Storrs (Mansfield); Richard Brouillard, Brooklyn.

Candidates for Presidential Elector: (Americans For Perot) David M. Kaufman, Easton; Dennis Shrauger, Trumbull; Roy J. Makowsky, Westport; Joseph J. Crafa, Southbury; Richard M. Augur, East Haven; Douglas W. Mackay, Stonington; Laura J. Donnelly, New Canaan; James G. Boutelle, Greenwich.

Candidates for Presidential Elector: (Libertarian) Peter J. McNamara, Manchester; James W. Hock, Wethersfield; Robert S. Loomis, East Granby; Richard W. Loomis, Enfield; Michael C. Stamper, Windsor; Jason S. Szostek, New Britain; Stephen R. Mendelsohn, New Britain; Edward J. Dziadowicz, New Britain.

Candidates for Presidential Elector: (New Alliance) Cynthia R. Jennings, Hartford; Jerome Cade, Hartford; Michael T. Greene, Hartford; Talia R. Orr, Hartford; Shirley A. Plemons, Hartford; Evelyn L. Wiles, Hartford; Brian P. Davillier, Hartford; Valeria Caldwell-Gaines, Hartford.

VOTE FOR PRESIDENT OF THE UNITED STATES, NOVEMBER 3, 1992  
FIRST CONGRESSIONAL DISTRICT

Presidential Electors for						
TOWNS	No Nomi- nation (ACP)	George Bush and Dan Quayle (R)	Bill Clinton and Al Gore (D)	Ross Perot and James Stockdale (AFP)	Andre Marrou and Nancy Lord (L)	Lenora B. Fulani and Maria Elizabeth Munoz (NA)
Andover		480	634	465	6	1
Berlin		3,625	4,177	2,379	34	4
Bloomfield		2,341	6,914	1,266	26	25
Bolton, part of		936	937	727	8	0
Crowwell		2,306	3,030	1,676	26	2
East Hampton		1,770	2,144	1,896	19	51
East Hartford		6,472	11,450	5,478	87	25
East Windsor		1,598	1,891	1,313	14	2
Glastonbury		6,840	6,976	3,707	53	10
Hartford		6,180	26,971	3,390	99	157
Hebron		1,276	1,615	1,239	3	3
Manchester		9,132	12,266	6,759	94	20
Marlborough		1,058	1,187	945	15	1
Newington		5,598	7,687	3,482	51	5
Portland		1,417	2,269	1,400	14	5
Rocky Hill		3,269	4,091	2,070	12	5
South Windsor		4,702	5,333	3,012	28	9
West Hartford		12,266	19,623	5,017	118	22
Wethersfield		6,187	7,035	3,035	43	5
Windsor		4,633	7,456	2,898	48	11
<b>Totals</b>		<b>82,086</b>	<b>133,686</b>	<b>52,154</b>	<b>798</b>	<b>363</b>

Total write-in votes for registered write-in candidates: Bo Gritz and Cy Minett, 7; John Hagelin and Mike Tompkins, 6; Howard Phillips and Albion W. Knight, Jr., 0; Norman A. Russ and Eugene A. Jones, Sr., 0; Lyndon H. LaRouche, Jr. and James L. Bevel, 0; James A. Warren and Estelle DeBates, 2.

VOTE FOR PRESIDENT OF THE UNITED STATES, NOVEMBER 3, 1992  
SECOND CONGRESSIONAL DISTRICT

Presidential Electors for						
TOWNS	No Nomi- nation (ACP)	George Bush and Dan Quayle (R)	Bill Clinton and Al Gore (D)	Ross Perot and James Stockdale (AFP)	Andre Marrou and Nancy Lord (L)	Lenora B. Fulani and Maria Elizabeth Munoz (NA)
Ashford		519	918	603	4	4
Bolton, part of		40	86	57	0	0
Bozrah		404	471	434	4	1
Brooklyn		1,072	1,220	941	17	2
Canterbury		742	754	833	7	0
Chaplin		276	417	366	5	0
Chester		533	924	583	7	3
Colchester		1,796	2,508	2,032	24	6
Columbia		839	1,158	847	8	0
Coventry		1,465	2,393	1,721	19	3
Deep River		752	980	725	12	1
Eastford		344	285	240	1	1
East Haddam		1,042	1,468	1,414	12	1
East Lyme		2,717	3,425	2,173	36	5
Ellington		2,205	2,173	1,837	14	7
Essex		1,391	1,503	855	13	2
Franklin		401	386	331	8	0
Griswold		1,024	1,815	1,469	16	1
Groton		4,795	6,350	3,965	80	12
Haddam		1,263	1,666	1,372	12	4
Hampton		265	402	240	6	2
Killingly		2,106	2,467	1,880	24	2
Lebanon		1,084	1,219	1,193	14	1
Ledyard		2,656	2,534	1,907	38	5
Lisbon		598	766	667	13	0
Lyme		445	503	377	5	0
Mansfield		1,754	4,677	1,440	22	7
Middletown		5,092	11,338	4,598	60	26
Montville		2,259	3,275	2,601	60	3
New London		2,368	5,520	1,796	38	16
North Stonington		791	953	849	17	1
Norwich		4,081	7,412	4,287	56	14
Old Lyme		1,534	1,585	1,040	13	28
Old Saybrook		2,353	2,233	1,440	26	1
Plainfield		1,607	2,412	1,967	22	2
Pomfret		668	653	506	4	0
Preston		750	902	774	15	1
Putnam		1,412	1,685	1,050	18	3
Salem		565	705	668	7	0
Scotland		210	265	266	4	0
Sprague		410	585	567	9	0
Stafford		1,660	2,294	1,979	32	4
Sterling		351	389	454	4	2
Stonington		2,858	4,045	2,580	44	7
Thompson		1,582	1,725	1,197	9	2
Tolland		2,156	2,403	1,811	17	1
Union		139	139	119	1	0
Vernon		4,905	6,241	3,699	42	6
Voluntown		247	365	396	10	2
Waterford		2,784	4,484	2,630	44	2
Westbrook		1,129	1,170	905	8	1
Willington		862	1,278	838	8	1
Windham		2,506	4,744	2,222	33	7
Woodstock		1,303	1,285	1,041	11	2
<b>Totals</b>		<b>79,110</b>	<b>113,553</b>	<b>72,782</b>	<b>1,033</b>	<b>202</b>

Total write-in votes for registered write-in candidates: Bo Gritz and Cy Minett, 14; John Hagelin and Mike Tompkins, 14; Howard Phillips and Albion W. Knight, Jr., 1; Norman A. Russ and Eugene A. Jones, Sr., 0; Lyndon H. LaRouche, Jr. and James L. Bevel, 1; James A. Warren and Estelle DeBates, 2.

VOTE FOR PRESIDENT OF THE UNITED STATES, NOVEMBER 3, 1992  
THIRD CONGRESSIONAL DISTRICT

Presidential Electors for						
TOWNS	No Nomi- nation (ACP)	George Bush and Dan Quayle (R)	Bill Clinton and Al Gore (D)	Ross Perot and James Stockdale (AFP)	Andre Marrou and Nancy Lord (L)	Lenora B. Fulani and Maria Elizabeth Munoz (NA)
Branford		5,622	6,575	3,018	46	2
Clinton		2,531	2,563	1,850	24	0
Durham		1,215	1,252	1,000	17	0
East Haven		4,747	5,645	3,196	43	9
Guilford		4,164	4,933	2,584	27	6
Hamden		10,273	13,484	4,645	67	18
Killingworth		1,123	1,142	866	7	3
Madison		4,476	3,437	2,062	21	3
Middlefield		729	1,025	726	9	2
Milford		10,686	9,278	6,681	53	10
New Haven		8,931	29,774	4,130	324	102
North Branford		2,856	2,455	1,787	16	1
North Haven		5,649	5,027	2,801	32	9
Orange		3,842	2,902	1,526	19	1
Stratford		10,914	9,796	5,986	50	23
Wallingford		7,942	8,539	5,445	76	9
West Haven		8,742	11,523	5,249	64	21
Woodbridge, part of		1,643	1,813	595	12	3
<b>Totals</b>		<b>96,085</b>	<b>121,163</b>	<b>54,147</b>	<b>907</b>	<b>222</b>

Total write-in votes for registered write-in candidates: Bo Gritz and Cy Minett, 15; John Hagelin and Mike Tompkins, 18; Howard Phillips and Albion W. Knight, Jr., 4; Norman A. Russ and Eugene A. Jones, Sr., 0; Lyndon H. LaRouche, Jr. and James L. Bevel, 0; James A. Warren and Estelle DeBates, 1.

VOTE FOR PRESIDENT OF THE UNITED STATES, NOVEMBER 3, 1992  
FOURTH CONGRESSIONAL DISTRICT

Presidential Electors for						
TOWNS	No Nomi- nation (ACP)	George Bush and Dan Quayle (R)	Bill Clinton and Al Gore (D)	Ross Perot and James Stockdale (AFP)	Andre Marrou and Nancy Lord (L)	Lenora B. Fulani and Maria Elizabeth Munoz (NA)
Bridgeport		13,149	22,321	6,263	136	87
Darien		6,396	3,089	1,463	25	14
Fairfield		13,968	12,099	5,941	93	19
Greenwich		15,885	11,893	4,584	99	15
Monroe, part of		4,178	2,457	2,040	19	2
New Canaan		6,292	3,438	1,439	24	0
Norwalk		14,743	16,488	6,046	134	44
Stamford		19,809	23,185	6,763	117	52
Trumbull		9,486	6,353	4,067	59	9
Westport		6,166	7,799	2,196	47	8
<b>Totals</b>		<b>110,072</b>	<b>109,122</b>	<b>40,802</b>	<b>753</b>	<b>250</b>

Total write-in votes for registered write-in candidates: Bo Gritz and Cy Minett, 7; John Hagelin and Mike Tompkins, 13; Howard Phillips and Albion W. Knight, Jr., 2; Norman A. Russ and Eugene A. Jones, Sr., 0; Lyndon H. LaRouche, Jr. and James L. Bevel, 1; James A. Warren and Estelle DeBates, 0.



VOTE FOR PRESIDENT OF THE UNITED STATES, NOVEMBER 3, 1992  
FIFTH CONGRESSIONAL DISTRICT

Presidential Electors for						
TOWNS	No Nomi- nation (ACP)	George Bush and Dan Quayle (R)	Bill Clinton and Al Gore (D)	Ross Perot and James Stockdale (AFP)	Andre Marrou and Nancy Lord (L)	Lenora B. Fulani and Maria Elizabeth Munoz (NA)
Ansonia		3,277	3,273	1,883	43	5
Beacon Falls		1,019	763	803	4	1
Bethany		1,117	1,053	655	13	0
Bethel		3,974	3,178	2,160	19	6
Brookfield		3,750	2,657	2,012	23	4
Cheshire		6,484	5,096	2,935	33	8
Danbury		10,310	9,909	5,517	92	12
Derby		2,246	2,150	1,305	21	3
Easton		1,909	1,232	834	19	0
Meriden		8,198	11,318	6,318	126	19
Middlebury		1,937	1,050	801	8	2
Monroe, part of		429	288	226	3	1
Naugatuck		5,371	4,410	4,021	72	9
New Fairfield		3,426	2,047	1,723	10	3
Newtown		4,940	3,783	2,646	33	8
Oxford		2,149	1,203	1,353	11	2
Prospect		2,118	1,146	1,376	16	1
Redding		2,090	1,789	1,026	18	1
Ridgefield		6,166	4,729	2,328	63	5
Seymour		3,247	2,382	2,070	31	7
Shelton		8,963	5,354	4,546	28	8
Southbury, part of		853	406	399	2	0
Waterbury		16,155	16,366	9,188	140	47
Weston		2,366	2,306	823	30	23
Wilton		5,143	3,402	1,452	20	5
Wolcott		3,293	2,204	2,340	34	1
Woodbridge, part of		397	472	151	4	2
<b>Totals</b>		<b>111,327</b>	<b>93,966</b>	<b>60,891</b>	<b>916</b>	<b>183</b>

Total write-in votes for registered write-in candidates: Bo Gritz and Cy Minett, 16; John Hagelin and Mike Tompkins, 14; Howard Phillips and Albion W. Knight, Jr., 2; Norman A. Russ and Eugene A. Jones, Sr., 0; Lyndon H. LaRouche, Jr. and James L. Bevel, 0; James A. Warren and Estelle DeBates, 0.

VOTE FOR PRESIDENT OF THE UNITED STATES, NOVEMBER 3, 1992  
SIXTH CONGRESSIONAL DISTRICT

TOWNS	Presidential Electors for					
	No Nomination (ACP)	George Bush and Dan Quayle (R)	Bill Clinton and Al Gore (D)	Ross Perot and James Stockdale (AFP)	Andre Marrou and Nancy Lord (L)	Lenora B. Fulani and Maria Elizabeth Munoz (NA)
Avon		3,983	3,390	1,658	20	2
Barkhamsted		592	779	487	9	0
Bethlehem		822	620	575	10	0
Bridgewater		448	411	272	3	1
Bristol		8,407	11,872	7,890	85	20
Burlington		1,458	1,511	1,095	17	0
Canaan		192	237	140	6	0
Canton		1,824	2,118	1,145	19	3
Colebrook		259	379	210	5	0
Cornwall		255	473	151	10	0
East Granby		1,005	952	608	15	2
Enfield		7,043	9,248	5,646	89	10
Farmington		4,893	4,917	2,520	39	5
Goshen		591	447	394	10	0
Granby		2,182	1,998	1,392	17	1
Hartland		458	303	304	0	1
Harwinton		1,115	996	927	5	0
Kent		587	681	401	5	0
Litchfield		1,872	1,621	1,090	27	5
Morris		512	390	342	6	3
New Britain		7,040	14,159	4,983	114	21
New Hartford		1,189	1,340	907	11	3
New Milford		4,650	3,807	3,270	30	3
Norfolk		330	495	215	8	3
North Canaan		632	620	386	2	3
Plainville		2,669	3,763	2,209	33	10
Plymouth		1,659	1,963	1,808	12	3
Roxbury		454	424	311	2	0
Salisbury		821	1,143	441	12	0
Sharon		590	723	339	2	1
Sherman		706	610	451	8	0
Simsbury		5,788	5,440	2,520	24	4
Somers		1,915	1,397	1,151	14	1
Southbury, part of		3,830	2,697	1,500	16	2
Southington		7,346	7,740	5,038	81	5
Suffield		2,523	2,170	1,509	20	3
Thomaston		1,525	1,174	1,174	14	2
Torrington		5,508	6,882	4,528	68	9
Warren		280	213	189	2	1
Washington		784	861	495	6	2
Watertown		4,937	3,130	2,977	41	3
Winchester		1,702	2,303	1,460	30	5
Windsor Locks		2,071	2,857	1,737	26	4
Woodbury		2,186	1,574	1,150	11	2
<b>Totals</b>		<b>99,633</b>	<b>110,828</b>	<b>67,995</b>	<b>984</b>	<b>143</b>

Total write-in votes for registered write-in candidates: Bo Gritz and Cy Minett, 13; John Hagelin and Mike Tompkins, 10; Howard Phillips and Albion W. Knight, Jr., 11; Norman A. Russ and Eugene A. Jones, Sr., 0; Lyndon H. LaRouche, Jr. and James L. Bevel, 2; James A. Warren and Estelle DeBates, 0.

SUMMARY OF VOTE FOR UNITED STATES SENATOR

NOVEMBER 3, 1992

CONGRESSIONAL DISTRICTS	Christopher J. Dodd (ACP)	Brook Johnson (R)	Christopher J. Dodd (D)	Richard D. Gregory (CC)	Howard A. Grayson, Jr. (L)
First	52,453	84,152	110,113	5,851	1,761
Second	54,756	93,158	93,278	5,243	2,211
Third	47,289	87,513	107,360	6,154	1,452
Fourth	40,681	101,185	91,846	3,877	1,273
Fifth	53,352	103,494	82,017	6,819	1,754
Sixth	56,376	102,534	93,048	7,371	2,290
Totals	304,907	572,036	577,662	35,315	10,741

Total votes cast for Christopher J. Dodd (ACP) plus (D) equals: 882,569

Plurality: 310,533

Total write-in votes for registered write-in candidates: Peter R. (Eric) Rumbin, 1; Clarisse G. DiCandia, 41; Will Wilkin, 6.

VOTE FOR UNITED STATES SENATOR, NOVEMBER 3, 1992

FIRST CONGRESSIONAL DISTRICT

TOWNS	Christopher J. Dodd (ACP)	Brook Johnson (R)	Christopher J. Dodd (D)	Richard D. Gregory (CC)	Howard A. Grayson, Jr. (L)
Andover	317	563	548	60	17
Berlin	1,940	3,727	3,555	236	60
Bloomfield	2,053	2,468	5,206	221	70
Bolton, part of	530	1,082	774	55	20
Cromwell	1,653	2,473	2,547	167	57
East Hampton	1,258	2,047	1,940	140	19
East Hartford	4,745	6,679	9,689	627	173
East Windsor	1,000	1,645	1,628	129	35
Glastonbury	3,275	7,504	5,639	300	101
Hartford	5,356	5,565	22,323	1,020	238
Hebron	1,025	1,485	1,310	77	39
Manchester	5,815	9,484	10,572	666	205
Marlborough	776	1,180	972	89	35
Newington	3,558	5,672	6,134	442	105
Portland	1,076	1,648	1,978	121	43
Rocky Hill	2,058	3,264	3,284	187	57
South Windsor	2,808	4,940	4,432	223	71
West Hartford	6,850	11,966	16,000	474	200
Wethersfield	3,140	6,044	5,770	307	101
Windsor	3,220	4,716	5,812	310	115
Totals	52,453	84,152	110,113	5,851	1,761

Total votes cast for Christopher J. Dodd (ACP) plus (D) equals: 162,566

Total write-in votes for registered write-in candidates: Peter R. (Eric) Rumbin, 0; Clarisse G. DiCandia, 8; Will Wilkin, 2.

VOTE FOR UNITED STATES SENATOR, NOVEMBER 3, 1992

SECOND CONGRESSIONAL DISTRICT

TOWNS	Christopher J. Dodd (ACP)	Brook Johnson (R)	Christopher J. Dodd (D)	Richard D. Gregory (CC)	Howard A. Grayson, Jr. (L)
Ashford	421	696	738	52	18
Bolton, part of	46	51	79	2	1
Bozrah	259	526	413	27	11
Brooklyn	628	1,388	949	63	34
Canterbury	424	1,046	636	51	22
Chaplin	220	410	336	22	10
Chester	413	709	787	34	20
Colchester	1,467	2,139	2,262	159	39
Columbia	532	1,069	1,051	47	21
Coventry	1,187	1,914	1,987	122	58
Deep River	535	896	824	49	11
Eastford	121	439	239	13	8
East Haddam	991	1,242	1,453	89	31
East Lyme	1,972	3,135	2,579	113	58
Ellington	1,391	2,380	1,837	149	53
Essex	693	1,597	1,219	63	19
Franklin	245	477	318	35	8
Griswold	820	1,391	1,602	109	43
Groton	3,095	5,339	5,158	269	135
Haddam	908	1,434	1,572	88	42
Hampton	170	326	329	31	10
Killingly	1,253	2,424	2,029	182	53
Lebanon	710	1,419	1,048	85	36
Ledyard	1,385	2,803	2,163	118	48
Lisbon	422	728	639	48	12
Lyme	291	579	396	11	10
Mansfield	1,581	1,956	3,733	139	55
Middletown	4,718	5,591	8,729	393	195
Montville	1,740	2,872	2,828	174	76
New London	1,749	2,385	4,268	168	95
North Stonington	468	1,045	857	43	24
Norwich	3,650	4,677	6,027	311	125
Old Lyme	825	1,757	1,283	75	28
Old Saybrook	1,290	2,398	1,838	84	46
Plainfield	1,115	2,228	2,011	146	47
Pomfret	277	829	546	34	17
Preston	469	997	728	45	21
Putnam	737	1,621	1,339	89	30
Salem	410	800	591	38	19
Scotland	126	318	229	21	5
Sprague	351	609	458	58	17
Stafford	1,208	2,041	2,036	150	62
Sterling	214	458	360	33	13
Stonington	2,035	3,321	3,149	154	85
Thompson	820	1,623	1,377	98	65
Tolland	1,336	2,494	1,995	127	49
Union	73	171	109	10	2
Vernon	3,062	5,299	5,174	295	117
Voluntown	244	375	269	32	14
Waterford	2,140	3,872	3,741	140	73
Westbrook	678	1,304	968	57	19
Willington	616	1,039	1,057	58	20
Windham	1,713	2,855	3,886	172	46
Woodstock	512	1,666	1,049	68	35
<b>Totals</b>	<b>54,756</b>	<b>93,158</b>	<b>93,278</b>	<b>5,243</b>	<b>2,211</b>

Total votes cast for Christopher J. Dodd (ACP) plus (D) equals: 148,034

Total write-in votes for registered write-in candidates: Peter R. (Eric) Rumbin, 0; Clarisse G. DiCandia, 8; Will Wilkin, 2.

VOTE FOR UNITED STATES SENATOR, NOVEMBER 3, 1992

THIRD CONGRESSIONAL DISTRICT

TOWNS	Christopher J. Dodd (ACP)	Brook Johnson (R)	Christopher J. Dodd (D)	Richard D. Gregory (CC)	Howard A. Grayson, Jr. (L)
Branford	2,787	5,212	5,906	190	57
Clinton	1,445	2,646	2,202	120	42
Durham	723	1,266	1,213	67	24
East Haven	2,442	4,183	5,058	213	77
Guilford	2,206	4,455	4,107	161	55
Hamden	4,951	8,711	12,228	439	113
Killingworth	641	1,246	933	56	34
Madison	1,888	4,501	2,798	110	46
Middlefield	445	865	964	45	28
Milford	4,751	9,831	8,955	480	147
New Haven	5,795	7,140	24,558	2,399	301
North Branford	1,497	2,583	2,223	124	33
North Haven	2,418	5,053	4,593	193	78
Orange	1,429	3,545	2,643	81	29
Stratford	4,241	10,214	9,251	441	131
Wallingford	4,334	7,377	7,885	475	104
West Haven	4,649	7,152	10,260	515	139
Woodbridge, part of	647	1,533	1,583	45	14
<b>Totals</b>	<b>47,289</b>	<b>87,513</b>	<b>107,360</b>	<b>6,154</b>	<b>1,452</b>

Total votes cast for Christopher J. Dodd (ACP) plus (D) equals: 154,649

Total write-in votes for registered write-in candidates: Peter R. (Eric) Rumbin, 1; Clarisse G. DiCandia, 7; Will Wilkin, 2.

VOTE FOR UNITED STATES SENATOR, NOVEMBER 3, 1992

FOURTH CONGRESSIONAL DISTRICT

TOWNS	Christopher J. Dodd (ACP)	Brook Johnson (R)	Christopher J. Dodd (D)	Richard D. Gregory (CC)	Howard A. Grayson, Jr. (L)
Bridgeport	5,731	10,930	18,847	911	244
Darien	1,574	6,208	2,433	77	56
Fairfield	5,789	13,214	10,558	453	146
Greenwich	4,863	15,175	9,631	291	137
Monroe, part of	1,623	4,031	2,247	151	54
New Canaan	1,636	6,092	2,741	80	44
Norwalk	5,718	13,369	14,165	728	240
Stamford	7,890	17,188	19,072	731	209
Trumbull	3,190	8,928	6,001	306	72
Westport	2,667	6,050	6,151	149	71
<b>Totals</b>	<b>40,681</b>	<b>101,185</b>	<b>91,846</b>	<b>3,877</b>	<b>1,273</b>

Total votes cast for Christopher J. Dodd (ACP) plus (D) equals: 132,527

Total write-in votes for registered write-in candidates: Peter R. (Eric) Rumbin, 0; Clarisse G. DiCandia, 11; Will Wilkin, 0.

VOTE FOR UNITED STATES SENATOR, NOVEMBER 3, 1992

FIFTH CONGRESSIONAL DISTRICT

TOWNS	Christopher J. Dodd (ACP)	Brook Johnson (R)	Christopher J. Dodd (D)	Richard D. Gregory (CC)	Howard A. Grayson, Jr. (L)
Ansonia	1,885	2,731	3,155	258	63
Beacon Falls	521	930	828	74	26
Bethany	587	1,200	811	63	20
Bethel	2,166	3,472	2,500	213	69
Brookfield	1,613	3,878	2,167	158	40
Cheshire	3,103	5,816	4,436	329	64
Danbury	5,323	9,124	7,950	620	133
Derby	1,276	1,811	1,918	147	64
Easton	690	1,956	1,021	58	26
Meriden	5,645	7,681	9,394	738	217
Middlebury	555	1,893	954	82	12
Monroe, part of	170	418	261	20	7
Naugatuck	2,827	5,010	4,357	446	111
New Fairfield	1,393	3,199	1,665	195	52
Newtown	2,858	4,458	2,843	207	74
Oxford	978	2,031	1,146	120	45
Prospect	799	2,123	1,222	137	35
Redding	872	2,255	1,315	75	25
Ridgefield	2,387	6,147	3,714	146	82
Seymour	1,651	2,868	2,383	222	63
Shelton	4,028	8,223	5,148	458	119
Southbury, part of	288	851	377	33	4
Waterbury	7,659	14,307	15,279	1,583	244
Weston	1,025	2,339	1,737	54	35
Wilton	1,437	5,253	2,691	101	52
Wolcott	1,446	3,129	2,351	270	66
Woodbridge, part of	170	391	394	12	6
<b>Totals</b>	<b>53,352</b>	<b>103,494</b>	<b>82,017</b>	<b>6,819</b>	<b>1,754</b>

Total votes cast for Christopher J. Dodd (ACP) plus (D) equals: 135,369

Total write-in votes for registered write-in candidates: Peter R. (Eric) Rumbin, 0; Clarisse G. DiCandia, 4; Will Wilkin, 0.

VOTE FOR UNITED STATES SENATOR, NOVEMBER 3, 1992

SIXTH CONGRESSIONAL DISTRICT

TOWNS	Christopher J. Dodd (ACP)	Brook Johnson (R)	Christopher J. Dodd (D)	Richard D. Gregory (CC)	Howard A. Grayson, Jr. (L)
Avon	1,807	4,046	2,634	139	53
Barkhamsted	436	668	587	45	20
Bethlehem	315	906	582	69	22
Bridgewater	184	498	372	11	5
Bristol	6,566	8,842	9,819	771	203
Burlington	1,059	1,541	1,120	89	31
Canaan	127	204	182	10	6
Canton	1,087	1,887	1,664	131	61
Colebrook	188	310	268	26	8
Cornwall	154	314	353	15	9
East Granby	542	1,025	787	77	20
Enfield	4,907	7,095	7,618	724	165
Farmington	2,624	4,898	3,820	199	114
Goshen	252	652	427	37	12
Granby	1,210	2,368	1,555	143	40
Hartland	210	439	267	67	12
Harwinton	557	1,323	927	85	20
Kent	313	616	575	30	15
Litchfield	922	2,001	1,386	97	40
Morris	226	539	339	48	10
New Britain	4,305	7,183	11,521	733	170
New Hartford	721	1,369	1,019	106	46
New Milford	2,530	4,669	3,238	283	98
Norfolk	201	401	361	28	8
North Canaan	338	649	473	36	13
Plainville	1,886	2,791	3,045	264	74
Plymouth	1,357	1,767	1,738	181	153
Roxbury	172	567	366	14	6
Salisbury	384	902	908	37	9
Sharon	306	635	538	23	8
Sherman	254	791	554	39	16
Simsbury	3,079	5,772	4,124	208	102
Somers	777	1,953	1,336	115	27
Southbury, part of	1,185	3,944	2,349	134	32
Southington	4,517	6,805	6,968	522	222
Suffield	1,490	2,659	1,502	178	78
Thomaston	660	1,574	1,306	97	28
Torrington	3,103	5,729	6,283	656	125
Warren	113	323	183	18	3
Washington	453	817	689	44	19
Watertown	1,637	4,775	3,390	338	31
Winchester	1,153	1,769	2,008	187	58
Windsor Locks	1,324	2,160	2,481	223	67
Woodbury	745	2,358	1,386	94	31
<b>Totals</b>	<b>56,376</b>	<b>102,534</b>	<b>93,048</b>	<b>7,371</b>	<b>2,290</b>

Total votes cast for Christopher J. Dodd (ACP) plus (D) equals: 149,424

Total write-in votes for registered write-in candidates: Peter R. (Eric) Rumbin, 0; Clarisse G. DiCandia, 3; Will Wilkin, 0.

VOTE FOR REPRESENTATIVE IN CONGRESS, NOVEMBER 3, 1992

FIRST CONGRESSIONAL DISTRICT

TOWNS	Barbara Bailey Kennelly (ACP)	Philip L. Steele (R)	Barbara Bailey Kennelly (D)	Gary R. Garneau (CC)
Andover	313	542	559	46
Berlin	1,815	3,411	3,584	193
Bloomfield	1,995	2,194	5,423	173
Bolton, part of	485	967	820	50
Cromwell	1,572	2,314	2,585	143
East Hampton	1,196	1,870	1,992	157
East Hartford	4,706	5,641	9,903	795
East Windsor	991	1,378	1,749	134
Glastonbury	3,588	6,496	6,082	278
Hartford	5,473	4,683	21,945	891
Hebron	980	1,317	1,369	86
Manchester	5,564	8,478	11,049	637
Marlborough	799	1,032	1,033	79
Newington	3,511	5,104	6,294	442
Portland	1,018	1,539	2,005	107
Rocky Hill	2,035	2,914	3,415	153
South Windsor	2,777	4,243	4,673	217
West Hartford	6,934	10,900	16,541	472
Wethersfield	3,037	5,886	5,764	247
Windsor	3,108	4,204	6,053	277
<b>Totals</b>	<b>51,897</b>	<b>75,113</b>	<b>112,838</b>	<b>5,577</b>

Total votes cast for Barbara Bailey Kennelly (ACP) plus (D) equals: 164,735

Plurality: 89,622

Total write-in votes for registered write-in candidate Tom Hall: 5



VOTE FOR REPRESENTATIVE IN CONGRESS, NOVEMBER 3, 1992

SECOND CONGRESSIONAL DISTRICT

TOWNS	Sam Gejdenson (ACP)	Edward W. Munster (R)	Sam Gejdenson (D)
Ashford	360	808	709
Bolton, part of	46	49	74
Bozrah	198	682	379
Brooklyn	454	1,775	777
Canterbury	312	1,303	565
Chaplin	154	520	317
Chester	332	886	693
Colchester	1,182	2,765	2,021
Columbia	421	1,273	971
Coventry	928	2,214	1,907
Deep River	350	1,166	750
Eastford	102	483	233
East Haddam	642	1,809	1,223
East Lyme	1,348	4,142	2,179
Ellington	1,127	2,659	1,808
Essex	431	1,930	1,091
Franklin	201	577	292
Griswold	588	1,946	1,341
Groton	2,208	7,249	4,298
Haddam	539	2,355	1,170
Hampton	146	404	316
Killingly	870	3,290	1,778
Lebanon	512	1,763	942
Ledyard	909	3,998	1,781
Lisbon	298	1,062	498
Lyme	194	697	364
Mansfield	1,293	2,303	3,618
Middletown	3,338	7,286	8,153
Montville	1,127	4,130	2,248
New London	1,427	3,442	3,811
North Stonington	345	1,356	699
Norwich	2,644	6,561	5,316
Old Lyme	585	2,084	1,185
Old Saybrook	875	2,954	1,648
Plainfield	821	2,929	1,716
Pomfret	221	972	467
Preston	324	1,319	593
Putnam	511	2,043	1,167
Salem	300	1,032	481
Scotland	92	394	203
Sprague	244	761	428
Stafford	1,028	2,230	2,024
Sterling	157	606	311
Stonington	1,417	4,363	2,721
Thompson	621	2,102	1,209
Tolland	1,124	2,716	1,910
Union	61	178	109
Vernon	2,424	5,968	4,912
Voluntown	179	516	241
Waterford	1,435	5,184	3,172
Westbrook	483	1,502	892
Willington	490	1,198	1,007
Windham	1,285	3,530	3,535
Woodstock	391	1,952	944
<b>Totals</b>	<b>40,094</b>	<b>119,416</b>	<b>83,197</b>

Total votes cast for Sam Gejdenson (ACP) plus (D) equals: 123,291

Plurality: 3,875

VOTE FOR REPRESENTATIVE IN CONGRESS, NOVEMBER 3, 1992

THIRD CONGRESSIONAL DISTRICT

TOWNS	Rosa L. DeLauro (ACP)	Tom Scott (R)	Rosa L. DeLauro (D)
Branford	3,083	4,697	6,296
Clinton	1,647	2,312	2,446
Durham	665	1,237	1,272
East Haven	2,932	3,892	5,548
Guilford	2,509	3,931	4,447
Hamden	5,239	8,288	12,847
Killingworth	694	1,087	1,068
Madison	2,222	3,729	3,259
Middlefield	409	821	975
Milford	5,081	10,799	8,789
New Haven	6,177	7,116	24,954
North Branford	1,553	2,477	2,377
North Haven	2,624	4,851	4,873
Orange	1,507	3,527	2,678
Stratford	4,301	9,921	9,647
Wallingford	4,371	7,417	8,322
West Haven	4,851	7,434	10,535
Woodbridge, part of	681	1,416	1,689
<b>Totals</b>	<b>50,546</b>	<b>84,952</b>	<b>112,022</b>

Total votes cast for Rosa L. DeLauro (ACP) plus (D) equals: 162,568

Plurality: 77,616

Total write-in votes for registered write-in candidates: William (Bill) Russell, 9; Peter J. Krala, 2.

VOTE FOR REPRESENTATIVE IN CONGRESS, NOVEMBER 3, 1992

FOURTH CONGRESSIONAL DISTRICT

TOWNS	Al Smith (ACP)	Christopher Shays (R)	Dave Schropfer (D)	Ronald M. Fried (NL)
Bridgeport	1,977	15,624	14,789	246
Darien	710	8,021	1,195	49
Fairfield	1,462	19,360	6,388	159
Greenwich	1,446	20,448	5,682	148
Monroe, part of	460	5,172	1,501	59
New Canaan	416	8,338	1,328	44
Norwalk	1,936	20,113	9,360	260
Stamford	1,835	28,231	11,524	278
Trumbull	828	12,503	3,457	91
Westport	609	10,006	3,442	111
<b>Totals</b>	<b>11,679</b>	<b>147,816</b>	<b>58,666</b>	<b>1,445</b>

Plurality: 89,150

Total write-in votes for registered write-in candidate Edward H. Tonkin: 9

VOTE FOR REPRESENTATIVE IN CONGRESS, NOVEMBER 3, 1992

FIFTH CONGRESSIONAL DISTRICT

TOWNS	Lynn H. Taborsak (ACP)	Gary A. Franks (R)	James J. Lawlor (D)	Rosita Rodriguez (CC)	Bernard A. David G. Nevas (NL)	LaPointe (PC)
Ansonia	1,288	3,006	2,932	191	25	19
Beacon Falls	484	968	806	49	12	6
Bethany	573	1,218	682	47	11	8
Bethel	2,487	3,795	1,908	132	23	8
Brookfield	2,100	3,936	1,585	101	23	9
Cheshire	2,777	5,926	4,225	178	42	27
Danbury	7,474	9,615	5,526	334	59	20
Derby	819	1,843	2,003	143	31	30
Easton	849	1,901	754	60	20	13
Meriden	4,938	8,023	7,973	715	127	66
Middlebury	520	1,586	1,344	46	10	5
Monroe, part of	168	429	218	18	3	1
Naugatuck	2,846	4,759	4,456	319	48	45
New Fairfield	1,981	3,108	1,265	91	17	14
Newtown	2,807	4,558	2,535	172	45	32
Oxford	1,054	2,068	954	97	18	36
Prospect	644	2,060	1,436	71	8	5
Redding	1,521	2,147	737	55	18	6
Ridgefield	3,531	6,241	2,311	152	30	17
Seymour	1,281	3,106	2,125	152	39	31
Shelton	3,641	8,520	4,648	322	78	59
Southbury, part of	359	757	376	26	4	3
Waterbury	4,870	14,269	18,430	1,272	97	113
Weston	1,764	2,340	876	49	18	11
Wilton	2,086	5,173	1,719	72	30	13
Wolcott	908	3,148	2,709	215	25	26
Woodbridge, part of	252	391	258	11	3	2
<b>Totals</b>	<b>54,022</b>	<b>104,891</b>	<b>74,791</b>	<b>5,090</b>	<b>864</b>	<b>625</b>

Plurality: 30,100

VOTE FOR REPRESENTATIVE IN CONGRESS, NOVEMBER 3, 1992

SIXTH CONGRESSIONAL DISTRICT

TOWNS	No Nomination (ACP)	Nancy L. Johnson (R)	Eugene F. Slason (D)	Daniel W. Plawecki (CC)	Charles Pearl (I)	Ralph C. Economu (PC)
Avon		6,377	1,523	157	21	90
Barkhamsted		1,190	386	44	10	13
Bethlehem		1,231	431	63	18	3
Bridgewater		709	225	16	3	0
Bristol		15,174	6,324	1,346	130	127
Burlington		2,649	731	157	20	20
Canaan		334	122	16	6	2
Canton		3,393	885	138	22	44
Colebrook		482	189	41	3	6
Cornwall		541	232	13	1	2
East Granby		1,716	454	86	9	7
Enfield		12,423	4,881	728	129	61
Farmington		8,123	2,250	245	56	35
Goshen		977	244	40	7	6
Granby		3,793	932	168	36	21
Hartland		666	171	88	11	4
Harwinton		1,916	674	134	8	11
Kent		1,053	362	8	5	1
Litchfield		3,155	841	100	17	9
Morris		803	222	36	0	3
New Britain		12,290	8,157	914	197	56
New Hartford		2,192	688	131	13	17
New Milford		7,388	1,987	333	107	46
Norfolk		622	282	30	2	6
North Canaan		1,002	330	52	8	5
Plainville		4,731	2,154	393	57	27
Plymouth		2,921	1,131	536	120	25
Roxbury		829	223	19	8	2
Salisbury		1,574	488	35	2	1
Sharon		1,017	327	21	9	4
Sherman		1,154	341	51	15	2
Simsbury		9,782	2,266	272	37	56
Somers		2,969	812	133	27	7
Southbury, part of		5,218	1,723	133	30	9
Southington		12,207	4,329	763	123	70
Suffield		4,046	1,042	257	28	50
Thomaston		2,398	824	84	17	11
Torrington		9,346	4,302	766	95	72
Warren		485	102	14	3	1
Washington		1,388	431	49	7	4
Watertown		6,650	2,482	273	165	29
Winchester		3,110	1,297	289	41	43
Windsor Locks		3,675	1,620	290	35	23
Woodbury		3,268	956	82	19	5
<b>Totals</b>		<b>166,967</b>	<b>60,373</b>	<b>9,544</b>	<b>1,677</b>	<b>1,036</b>

Plurality: 106,594

VOTE FOR STATE SENATORS, NOVEMBER 3, 1992  
SENATORIAL DISTRICTS

1st District	William A. DiBella (ACP)	Patrick L. Kennedy (R)	William A. DiBella (D)
Hartford, part of	2,623	4,031	11,181
Wethersfield, part of	852	2,352	2,080
<b>Totals</b>	<b>3,475</b>	<b>6,383</b>	<b>13,261</b>

Total votes cast for William A. DiBella (ACP) plus (D) equals: 16,736

Plurality: 10,353

2nd District	Frank Barrows (ACP)	Patricia E. Stryker (R)	Thirman Milner (D)
Bloomfield, part of	1,265	1,220	3,479
Hartford, part of	2,883	1,066	9,635
Windsor, part of	1,392	2,133	2,691
<b>Totals</b>	<b>5,540</b>	<b>4,419</b>	<b>15,805</b>

Plurality: 10,265

3rd District	No Nomination (ACP)	Peter J. Nevers (R)	John B. Larson (D)
East Hartford		4,774	14,124
East Windsor		1,182	2,755
Ellington, part of		1,415	2,622
South Windsor		3,720	7,122
<b>Totals</b>		<b>11,091</b>	<b>26,623</b>

Plurality: 15,532

4th District	Michael P. Meotti (ACP)	Chris Powell (R)	Michael P. Meotti (D)
Bolton	416	1,231	783
Glastonbury	3,819	5,730	6,392
Hebron	810	1,540	1,244
Manchester	4,395	9,968	10,256
<b>Totals</b>	<b>9,440</b>	<b>18,469</b>	<b>18,675</b>

Total votes cast for Michael P. Meotti (ACP) plus (D) equals: 28,115

Plurality: 9,646

5th District	Kevin Sullivan (ACP)	Bruce Boisture (R)	Kevin Sullivan (D)
Bloomfield, part of	601	1,150	1,521
Burlington	958	1,281	1,380
Farmington	2,257	4,625	3,981
West Hartford	7,004	9,970	16,766
<b>Totals</b>	<b>10,820</b>	<b>17,026</b>	<b>23,648</b>

Total votes cast for Kevin Sullivan (ACP) plus (D) equals: 34,468

Plurality: 17,442

VOTE FOR STATE SENATORS, NOVEMBER 3, 1992  
SENATORIAL DISTRICTS

6th District	Joseph H. Harper, Jr. (ACP)	Mark Ferrante (R)	Joseph H. Harper, Jr. (D)
Berlin	1,462	3,396	3,265
New Britain	3,310	6,851	11,062
<b>Totals</b>	<b>4,772</b>	<b>10,247</b>	<b>14,327</b>

Total votes cast for Joseph H. Harper, Jr. (ACP) plus (D) equals: 19,099

Plurality: 8,852

7th District	No Nomination (ACP)	John Andrew Kissel (R)	Con O'Leary (D)
Enfield		7,210	10,204
Somers		1,779	1,969
Suffield		2,546	2,604
Windsor, part of		2,762	3,235
Windsor Locks		1,990	3,815
<b>Totals</b>		<b>16,287</b>	<b>21,827</b>

Plurality: 5,540

8th District	James B. Lowell, Jr. (ACP)	James T. Fleming (R)	Bill Rocks (D)
Avon	1,148	4,554	2,035
Barkhamsted	216	849	542
Canton	1,236	2,285	955
Colebrook	97	378	212
East Granby	202	1,204	829
Granby	519	3,026	1,265
Hartland	89	612	213
Harwinton, part of	128	545	209
New Hartford	529	1,588	812
Norfolk	109	433	332
Plymouth, part of	414	1,313	742
Simsbury	1,192	8,429	2,766
Winchester	719	2,061	1,528
<b>Totals</b>	<b>6,598</b>	<b>27,277</b>	<b>12,440</b>

Plurality: 14,837

9th District	Richard J. Balducci (ACP)	Christopher V. White (R)	Richard J. Balducci (D)
Cromwell	1,374	2,445	2,387
Middletown, part of	1,198	2,345	2,822
Newington	4,002	4,738	6,420
Rocky Hill	1,709	3,143	3,146
Wethersfield, part of	1,655	3,696	3,331
<b>Totals</b>	<b>9,938</b>	<b>16,367</b>	<b>18,106</b>

Total votes cast for Richard J. Balducci (ACP) plus (D) equals: 28,044

Plurality: 11,677

VOTE FOR STATE SENATORS, NOVEMBER 3, 1992  
SENATORIAL DISTRICTS

10th District	No Nomination (ACP)	John Coppola (R)	Toni Harp (D)
New Haven, part of		2,620	11,753
West Haven, part of		3,177	3,999
<b>Totals</b>		<b>5,797</b>	<b>15,752</b>

Plurality: 9,955

11th District	Martin M. Looney (ACP)	Liz Altham (R)	Martin M. Looney (D)	Patrick Steele (TTR)
East Haven, part of	405	1,214	1,346	110
Hamden, part of	825	2,591	3,874	94
New Haven, part of	2,266	4,198	11,445	269
<b>Totals</b>	<b>3,496</b>	<b>8,003</b>	<b>16,665</b>	<b>473</b>

Total votes cast for Martin M. Looney (ACP) plus (D) equals: 20,161

Plurality: 12,158

12th District	Shelley Marcus (ACP)	William A. Aniskovich (R)	Shelley Marcus (D)
Branford	1,849	7,042	4,869
East Haven, part of	891	3,188	3,013
Guilford	1,427	5,510	3,473
Madison	1,165	5,027	2,461
North Branford	698	3,372	1,723
<b>Totals</b>	<b>6,030</b>	<b>24,139</b>	<b>15,539</b>

Total votes cast for Shelley Marcus (ACP) plus (D) equals: 21,569

Plurality: 2,570

13th District	Amelia P. Mustone (ACP)	Walter Shamock (R)	Amelia P. Mustone (D)
Meriden	3,326	11,242	7,424
Middlefield	300	950	859
Middletown, part of	1,752	3,103	5,528
<b>Totals</b>	<b>5,378</b>	<b>15,295</b>	<b>13,811</b>

Total votes cast for Amelia P. Mustone (ACP) plus (D) equals: 19,189

Plurality: 3,894

14th District	No Nomination (ACP)	Win Smith, Jr. (R)	Richard Smith (D)
Milford		11,971	10,655
Orange		4,171	2,611
West Haven, part of		5,273	6,162
<b>Totals</b>		<b>21,415</b>	<b>19,428</b>

Plurality: 1,987

Total write-in votes for registered write-in candidate David Wilson: 5

VOTE FOR STATE SENATORS, NOVEMBER 3, 1992  
SENATORIAL DISTRICTS

15th District	No Nomination (ACP)	Thomas F. Upson (R)	Lois Stone Dwyer (D)
Middlebury		2,155	1,005
Naugatuck, part of		5,367	2,804
Prospect		2,604	1,265
Waterbury, part of		10,822	7,991
<b>Totals</b>		<b>20,948</b>	<b>13,065</b>

Plurality: 7,883

16th District	No Nomination (ACP)	Stephen Somma (R)	Michael J. Papa, Sr. (D)
Southington, part of		7,117	3,739
Waterbury, part of		8,995	5,603
Wolcott		4,330	1,744
<b>Totals</b>		<b>20,442</b>	<b>11,086</b>

Plurality: 9,356

17th District	Joe Crisco (ACP)	Richard Bisi (R)	Joe Crisco (D)
Ansonia	855	2,964	2,807
Beacon Falls	231	1,057	805
Bethany	349	1,346	758
Derby	601	1,785	1,955
Hamden, part of	1,752	6,482	6,988
Naugatuck, part of	356	1,054	918
Seymour, part of	246	955	705
Woodbridge	606	1,929	1,930
<b>Totals</b>	<b>4,996</b>	<b>17,572</b>	<b>16,866</b>

Total votes cast for Joe Crisco (ACP) plus (D) equals: 21,862

Plurality: 4,290

18th District	Thomas G. Moukawsher (ACP)	Cathy Welles Cook (R)	Thomas G. Moukawsher (D)
Griswold	518	1,671	1,377
Groton	2,260	6,959	4,135
Lisbon	265	880	518
North Stonington	302	1,337	680
Preston	302	1,186	613
Sprague	214	583	476
Stonington	1,377	4,609	2,491
Voluntown	151	487	245
<b>Totals</b>	<b>5,389</b>	<b>17,712</b>	<b>10,535</b>

Total votes cast for Thomas G. Moukawsher (ACP) plus (D) equals: 15,924

Plurality: 1,788



VOTE FOR STATE SENATORS, NOVEMBER 3, 1992  
SENATORIAL DISTRICTS

19th District	Kenneth L. Przybysz (ACP)	William M. Fishbone (R)	Kenneth L. Przybysz (D)
Andover	245	580	511
Bozrah	208	609	385
Columbia	414	986	1,059
Coventry, part of	389	866	1,024
Franklin	242	454	335
Lebanon	619	1,327	1,089
Mansfield, part of	318	504	1,154
Montville	2,096	2,501	2,966
Norwich	3,271	4,289	6,053
Salem	464	653	630
<b>Totals</b>	<b>8,266</b>	<b>12,769</b>	<b>15,206</b>

Total votes cast for Kenneth L. Przybysz (ACP) plus (D) equals: 23,472

Plurality: 10,703

20th District	Melodie Peters (ACP)	Robert S. Tuneski (R)	Melodie Peters (D)	Jim Kontoleon (PC)
East Lyme	1,499	3,282	2,404	82
Ledyard	1,113	2,860	2,088	74
New London	1,394	2,505	3,963	281
Old Lyme	647	1,659	1,289	37
Old Saybrook	818	2,363	1,786	39
Waterford	1,715	3,790	3,571	156
<b>Totals</b>	<b>7,186</b>	<b>16,459</b>	<b>15,101</b>	<b>669</b>

Total votes cast for Melodie Peters (ACP) plus (D) equals: 22,287

Plurality: 5,828

21st District	James R. Miron (ACP)	George L. Gunther (R)	James R. Miron (D)
Seymour, part of	373	2,389	1,192
Shelton	1,257	11,216	3,642
Stratford	1,870	14,370	6,803
<b>Totals</b>	<b>3,500</b>	<b>27,975</b>	<b>11,637</b>

Total votes cast for James R. Miron (ACP) plus (D) equals: 15,137

Plurality: 12,838

22nd District	James F. Broadbin (ACP)	Lee Scarpetti (R)	Domenic J. Paniccia (D)
Bridgeport, part of	685	7,799	7,281
Monroe, part of	242	2,551	1,330
Trumbull	760	11,636	4,852
<b>Totals</b>	<b>1,687</b>	<b>21,986</b>	<b>13,463</b>

Plurality: 8,523

23rd District	Willie Colon (ACP)	Rosa J. Correa (R)	Alvin W. Penn (D)
Bridgeport, part of	2,278	6,061	9,494

Plurality: 3,433

VOTE FOR STATE SENATORS, NOVEMBER 3, 1992  
SENATORIAL DISTRICTS

24th District	No Nomination	Wayne A. Baker (R)	James H. Maloney (D)	Catherine V. DiBuono (I)	Richard M. Hunt (UT)
Bethel		2,968	3,927	449	86
Danbury		8,370	10,902	805	185
New Fairfield		2,627	3,062	261	61
<b>Totals</b>		<b>13,965</b>	<b>17,891</b>	<b>1,515</b>	<b>332</b>

Plurality: 3,926

25th District	Michael J. McCabe (ACP)	Robert L. Genuario (R)	Michael J. McCabe (D)	Richard A. Bucciarelli (L)
Darien, part of	298	4,182	1,136	87
Norwalk	2,057	16,755	11,554	846
<b>Totals</b>	<b>2,355</b>	<b>20,937</b>	<b>12,690</b>	<b>933</b>

Total votes cast for Michael J. McCabe (ACP) plus (D) equals: 15,045

Plurality: 5,892

26th District	Ann E. Sheffer (ACP)	Judith G. Freedman (R)	Ann E. Sheffer (D)
New Canaan, part of	444	3,975	1,446
Redding	560	2,203	1,290
Ridgefield	1,342	6,687	3,447
Weston	614	2,572	1,460
Westport	1,682	6,799	5,670
Wilton	941	5,371	2,326
<b>Totals</b>	<b>5,583</b>	<b>27,607</b>	<b>15,639</b>

Total votes cast for Ann E. Sheffer (ACP) plus (D) equals: 21,222

Plurality: 6,385

27th District	George C. Jepsen (ACP)	Nick Pavia (R)	George C. Jepsen (D)
Darien, part of	647	1,988	1,092
Stamford, part of	4,227	13,855	12,726
<b>Totals</b>	<b>4,874</b>	<b>15,843</b>	<b>13,818</b>

Total votes cast for George C. Jepsen (ACP) plus (D) equals: 18,692

Plurality: 2,849

28th District	Gary A. Fetzer (ACP)	Fred H. Lovegrove, Jr. (R)	Gary A. Fetzer (D)	Edward W. Simon (I)
Easton	288	2,200	908	22
Fairfield	2,027	15,489	8,719	311
Monroe, part of	336	2,295	1,170	41
Newtown	1,703	4,838	2,652	100
<b>Totals</b>	<b>4,354</b>	<b>24,822</b>	<b>13,449</b>	<b>474</b>

Total votes cast for Gary A. Fetzer (ACP) plus (D) equals: 17,803

Plurality: 7,019

VOTE FOR STATE SENATORS, NOVEMBER 3, 1992  
 SENATORIAL DISTRICTS

29th District	Kevin P. Johnston (ACP)	J. C. Martin (R)	Kevin P. Johnston (D)
Canterbury	467	750	791
Killingly	1,558	1,706	2,436
Mansfield, part of	891	1,339	2,434
Plainfield	1,348	1,334	2,450
Putnam	1,095	1,131	1,576
Scotland	126	219	291
Sterling	258	316	437
Thompson	1,034	1,222	1,592
Windham	1,492	2,164	3,843
<b>Totals</b>	<b>8,269</b>	<b>10,181</b>	<b>15,850</b>

Total votes cast for Kevin P. Johnston (ACP) plus (D) equals: 24,119

Plurality: 13,938

30th District	Dan Dwyer (ACP)	M. Adela Eads (R)	Dan Dwyer (D)
Canaan	94	208	196
Cornwall	101	376	344
Goshen	148	771	373
Harwinton, part of	216	878	668
Kent	229	837	482
Litchfield	650	2,378	1,179
Morris	130	627	292
New Milford, part of	1,001	3,475	1,936
North Canaan	239	642	508
Salisbury	391	930	923
Sharon	238	765	491
Sherman	175	886	524
Torrington	2,103	7,003	5,743
Warren	77	380	142
Washington	253	1,032	616
<b>Totals</b>	<b>6,045</b>	<b>21,188</b>	<b>14,417</b>

Total votes cast for Dan Dwyer (ACP) plus (D) equals: 20,462

Plurality: 726

31st District	Tom Colapietro (ACP)	Michael L. Werner (R)	Tom Colapietro (D)	Candace H. Calver-Lori (NA)
Bristol	4,287	11,835	8,610	299
Plainville	1,074	2,931	2,807	84
Plymouth, part of	282	820	619	234
Southington, part of	685	2,023	1,855	37
<b>Totals</b>	<b>6,328</b>	<b>17,609</b>	<b>13,891</b>	<b>654</b>

Total votes cast for Tom Colapietro (ACP) plus (D) equals: 20,219

Plurality: 2,610

VOICE FOR STATE SENATORS, NOVEMBER 3, 1992  
SENATORIAL DISTRICTS

32nd District	No Nomination (ACP)	Louis C. DeLuca (R)	Pete Scanlon (D)	Louis C. Klein (L)
Bethlehem		1,007	623	30
Bridgewater		570	346	16
Brookfield		4,296	2,157	235
New Milford, part of		1,880	1,128	98
Oxford		2,343	1,069	113
Roxbury		598	399	23
Southbury		5,294	2,755	104
Thomaston		1,672	1,393	60
Watertown		5,018	3,766	111
Woodbury		2,653	1,490	59
<b>Totals</b>		<b>25,331</b>	<b>15,126</b>	<b>849</b>

Plurality: 10,205

33rd District	Eileen M. Daily (ACP)	J. Peter Fuscas (R)	Eileen M. Daily (D)
Chester	360	649	771
Clinton	1,186	2,328	2,290
Colchester	1,066	2,188	2,068
Deep River	379	880	847
Durham	460	1,266	1,207
East Haddam	673	1,405	1,333
East Hampton	923	2,068	1,809
Essex	538	1,550	1,205
Haddam	715	1,433	1,528
Killingworth	442	1,154	1,002
Lyme	223	568	383
Marlborough	545	1,535	826
Portland	783	1,676	1,829
Westbrook	600	1,298	936
<b>Totals</b>	<b>8,893</b>	<b>19,998</b>	<b>18,034</b>

Total votes cast for Eileen M. Daily (ACP) plus (D) equals: 26,927

Plurality: 6,929

34th District	Brian McDermott (ACP)	Philip S. Robertson (R)	Brian McDermott (D)
Cheshire	1,324	7,550	3,656
North Haven	1,010	6,130	3,502
Wallingford	3,097	7,220	7,495
<b>Totals</b>	<b>5,431</b>	<b>20,900</b>	<b>14,653</b>

Total votes cast for Brian McDermott (ACP) plus (D) equals: 20,084

Plurality: 816

VOTE FOR STATE SENATORS, NOVEMBER 3, 1992  
 SENATORIAL DISTRICTS

35th District	Marie A. Herbst (ACP)	Tony Guglielmo (R)	Marie A. Herbst (D)	Thomas J. Shubuck (PC)
Ashford	312	833	659	42
Brooklyn	561	1,358	913	47
Chaplin	156	432	317	12
Coventry, part of	469	1,089	885	25
Eastford	114	432	228	18
Ellington, part of	160	629	295	12
Hampton	138	358	320	13
Powfret	220	850	491	29
Stafford	543	3,317	1,430	59
Tolland	833	3,338	1,538	86
Union	60	198	94	3
Vernon	2,310	6,873	4,294	208
Willington	388	1,349	858	39
Woodstock	400	1,794	962	43
<b>Totals</b>	<b>6,664</b>	<b>22,850</b>	<b>13,284</b>	<b>636</b>

Total votes cast for Marie A. Herbst (ACP) plus (D) equals: 19,948

Plurality: 2,902

36th District	No Nomination (ACP)	William H. Nickerson (R)	Peter Gasparino (D)
Greenwich		18,060	9,127
New Canaan, part of		2,974	773
Stamford, part of		7,422	4,385
<b>Totals</b>		<b>28,456</b>	<b>14,285</b>

Plurality: 14,171

VOTE FOR STATE REPRESENTATIVES, NOVEMBER 3, 1992  
ASSEMBLY DISTRICTS

1st District	Eric D. Coleman (ACP)	No Nomination (R)	Eric D. Coleman (D)
Bloomfield, part of	522		1,728
Hartford, part of	449		2,274
<b>Totals</b>	<b>971</b>		<b>4,002</b>

Total votes cast for Eric D. Coleman (ACP) plus (D) equals: 4,973

2nd District	Thomas D. Ritter (ACP)	Peter Kuck (R)	Thomas D. Ritter (D)
Hartford, part of	664	541	3,199

Total votes cast for Thomas D. Ritter (ACP) plus (D) equals: 3,863

Plurality: 3,322

3rd District	Juan A. Figueroa (ACP)	No Nomination (R)	Juan A. Figueroa (D)
Hartford, part of	553		2,519

Total votes cast for Juan A. Figueroa (ACP) plus (D) equals: 3,072

4th District	Edwin E. Garcia (ACP)	Catherine F. Scalora (R)	Edwin E. Garcia (D)
Hartford, part of	503	589	2,636

Total votes cast for Edwin E. Garcia (ACP) plus (D) equals: 3,139

Plurality: 2,550

5th District	Barbara C. Fleeting (ACP)	No Nomination (R)	Marie Lopez Kirkley-Bey (D)
Hartford, part of	687		2,731

Plurality: 2,044

6th District	No Nomination (ACP)	Robert N. Coffey (R)	John W. Fonfara (D)
Hartford, part of		1,154	4,812

Plurality: 3,658

7th District	Annette Wheeler Carter (ACP)	No Nomination (R)	Annette Wheeler Carter (D)
Hartford, part of	386		2,335
Windsor, part of	495		1,734
<b>Totals</b>	<b>881</b>		<b>4,069</b>

Total votes cast for Annette Wheeler Carter (ACP) plus (D) equals: 4,950

VOTE FOR STATE REPRESENTATIVES, NOVEMBER 3, 1992  
ASSEMBLY DISTRICTS

8th District	No Nomination (ACP)	Robert J. Bogue (R)	Patrick J. Flaherty (D)
Columbia		1,139	1,390
Coventry, part of		1,605	2,426
Lebanon, part of		652	572
Vernon, part of		1,178	1,820
<b>Totals</b>		<b>4,574</b>	<b>6,208</b>

Plurality: 1,634

9th District	No Nomination (ACP)	Paul R. Munns (R)	Craig Popielarczyk (D)
East Hartford, part of		2,271	1,434
Glastonbury, part of		2,311	917
Manchester, part of		2,856	1,440
<b>Totals</b>		<b>7,438</b>	<b>3,791</b>

Plurality: 3,647

10th District	Melody A. Currey (ACP)	Gary Berner (R)	Melody A. Currey (D)
East Hartford, part of	1,218	4,004	3,580

Total votes cast for Melody A. Currey (ACP) plus (D) equals: 4,798

Plurality: 794

11th District	Gary D. LeBeau (ACP)	Wanda Z. Franek (R)	Gary D. LeBeau (D)
East Hartford, part of	1,456	2,778	3,586

Total votes cast for Gary D. LeBeau (ACP) plus (D) equals: 5,042

Plurality: 2,264

12th District	No Nomination (ACP)	Leopold F. Palliardi (R)	James R. McCavanagh (D)
Manchester, part of		2,877	7,064

Plurality: 4,187

13th District	John W. Thompson (ACP)	John M. Gibeault (R)	John W. Thompson (D)
Manchester, part of	1,860	3,344	4,073

Total votes cast for John W. Thompson (ACP) plus (D) equals: 5,933

Plurality: 2,589

14th District	Jacqueline J. Smith (ACP)	Kevin F. Rennie (R)	Jacqueline J. Smith (D)
South Windsor	1,465	7,451	3,244

Total votes cast for Jacqueline J. Smith (ACP) plus (D) equals: 4,709

Plurality: 2,742

VOTE FOR STATE REPRESENTATIVES, NOVEMBER 3, 1992  
ASSEMBLY DISTRICTS

15th District	Franklin Johnson (ACP)	Joseph F. Merritt (R)	Mary U. Eberle (D)
Bloomfield, part of	621	2,424	3,231
Windsor, part of	458	1,817	1,956
<b>Totals</b>	<b>1,079</b>	<b>4,241</b>	<b>5,187</b>

Plurality: 946

16th District	Anita L. Mielert (ACP)	Paul J. Knierim (R)	Elaine C. Summers (D)
Simsbury	2,852	6,708	3,281

Plurality: 3,427

17th District	Jessie G. Stratton (ACP)	Rosalie R. Renfrew (R)	Jessie G. Stratton (D)
Avon	1,726	4,121	2,738
Canton	1,059	2,129	1,572
<b>Totals</b>	<b>2,785</b>	<b>6,250</b>	<b>4,310</b>

Total votes cast for Jessie G. Stratton (ACP) plus (D) equals: 7,095

Plurality: 845

18th District	Miles S. Rapoport (ACP)	Mark Trencher (R)	Miles S. Rapoport (D)
West Hartford, part of	1,981	4,539	5,695

Total votes cast for Miles S. Rapoport (ACP) plus (D) equals: 7,676

Plurality: 3,137

19th District	No Nomination (ACP)	Robert Farr (R)	George W. Gould (D)
West Hartford, part of		6,641	6,189

Plurality: 452

20th District	Richard T. Mulready (ACP)	Thomas J. Ives (R)	Richard T. Mulready (D)
Hartford, part of	580	829	1,397
West Hartford, part of	1,773	2,982	3,835
<b>Totals</b>	<b>2,353</b>	<b>3,811</b>	<b>5,232</b>

Total votes cast for Richard T. Mulready (ACP) plus (D) equals: 7,585

Plurality: 3,774

21st District	Evan R. Cowles (ACP)	William L. Wollenberg (R)	Evan R. Cowles (D)
Farmington	1,882	5,730	3,518
Plainville, part of	56	212	162
<b>Totals</b>	<b>1,938</b>	<b>5,942</b>	<b>3,680</b>

Total votes cast for Evan R. Cowles (ACP) plus (D) equals: 5,618

Plurality: 324



VOTE FOR STATE REPRESENTATIVES, NOVEMBER 3, 1992  
ASSEMBLY DISTRICTS

22nd District	Eugene J. Millerick (ACP)	Helen B. Bergenty (R)	Eugene J. Millerick (D)	William I. Newton, Jr. (I)
Bristol, part of	363	981	921	31
Plainville, part of	1,206	3,640	2,511	56
<b>Totals</b>	<b>1,569</b>	<b>4,621</b>	<b>3,432</b>	<b>87</b>

Total votes cast for Eugene J. Millerick (ACP) plus (D) equals: 5,001

Plurality: 380

23rd District	Theresa B. Gerratana (ACP)	Linda A. Biogoslawski (R)	Theresa B. Gerratana (D)	
Berlin, part of	94	347	252	
New Britain, part of	773	3,396	3,090	
<b>Totals</b>	<b>867</b>	<b>3,743</b>	<b>3,342</b>	

Total votes cast for Theresa B. Gerratana (ACP) plus (D) equals: 4,209

Plurality: 466

24th District	Dave Pudlin (ACP)	James E. Sanders, Sr. (R)	Dave Pudlin (D)	
New Britain, part of	663	1,374	2,576	

Total votes cast for Dave Pudlin (ACP) plus (D) equals: 3,239

Plurality: 1,865

25th District	Raymond M. H. Joyce (ACP)	Joe Willis, Sr. (R)	Raymond M. H. Joyce (D)	
New Britain, part of	489	1,455	1,654	
Newington, part of	681	1,540	1,503	
<b>Totals</b>	<b>1,170</b>	<b>2,995</b>	<b>3,157</b>	

Total votes cast for Raymond M. H. Joyce (ACP) plus (D) equals: 4,327

Plurality: 1,332

26th District	Stan Krawiec (ACP)	Rodney E. MacRae (R)	Stan Krawiec (D)	Stephen R. Mendelsohn (L)
New Britain, part of	908	1,763	3,363	295

Total votes cast for Stan Krawiec (ACP) plus (D) equals: 4,271

Plurality: 2,508

27th District	Marvin Gates (ACP)	Dom Mazzoccoli (R)	Joseph P. Doyle (D)	
Newington, part of	1,165	6,000	3,825	

Plurality: 2,175

28th District	Robert G. Gilligan (ACP)	John "Jack" O'Leary (R)	Robert G. Gilligan (D)	
Wethersfield, part of	2,421	5,394	4,647	

Total votes cast for Robert G. Gilligan (ACP) plus (D) equals: 7,068

Plurality: 1,674

VOTE FOR STATE REPRESENTATIVES, NOVEMBER 3, 1992  
ASSEMBLY DISTRICTS

29th District	Richard D. Tulisano (ACP)	Joseph A. Dinunzio (R)	Richard D. Tulisano (D)
Hartford, part of	133	174	305
Rocky Hill	1,733	3,924	2,938
Wethersfield, part of	425	749	827
<b>Totals</b>	<b>2,291</b>	<b>4,847</b>	<b>4,070</b>

Total votes cast for Richard D. Tulisano (ACP) plus (D) equals: 6,361

Plurality: 1,514

30th District	No Nomination (ACP)	Ann P. Dandrow (R)	Constance B. Marshall (D)
Berlin, part of		4,230	3,803
Southington, part of		2,044	1,061
<b>Totals</b>		<b>6,274</b>	<b>4,864</b>

Plurality: 1,410

Total write-in votes for registered write-in candidate Thomas Al Gerdis: 1

31st District	No Nomination (ACP)	Robert D. Bowden (R)	Mark D. Rubinfeld (D)	Richard J. Kocher (I)
Glastonbury, part of		5,637	4,618	1,496

Plurality: 1,019

32nd District	Jim O'Rourke (ACP)	John B. Sterry, Sr. (R)	Jim O'Rourke (D)
Cromwell	1,550	2,739	2,373
Middletown, part of	115	125	257
Portland	859	2,151	1,725
<b>Totals</b>	<b>2,524</b>	<b>5,015</b>	<b>4,355</b>

Total votes cast for Jim O'Rourke (ACP) plus (D) equals: 6,879

Plurality: 1,864

33rd District	John J. Guerin (ACP)	John J. Guerin (R)	Joseph C. Serra (D)
Middletown, part of	982	2,209	5,058

Total votes cast for John J. Guerin (ACP) plus (R) equals: 3,191

Plurality: 1,867

34th District	Terry Concannon (ACP)	Robert J. Cramer (R)	Terry Concannon (D)
East Hampton	701	2,782	1,553
Haddam	954	1,258	1,650
Middletown, part of	511	755	1,156
<b>Totals</b>	<b>2,166</b>	<b>4,795</b>	<b>4,359</b>

Total votes cast for Terry Concannon (ACP) plus (D) equals: 6,525

Plurality: 1,730

VOTE FOR STATE REPRESENTATIVES, NOVEMBER 3, 1992  
ASSEMBLY DISTRICTS

35th District	Betty Ann Botham (ACP)	Sidney J. Holbrook (R)	Betty Ann Botham (D)
Clinton, part of	570	3,372	1,503
Essex, part of	38	252	87
Old Saybrook, part of	164	1,173	428
Westbrook	267	2,062	562
<b>Totals</b>	<b>1,039</b>	<b>6,859</b>	<b>2,580</b>

Total votes cast for Betty Ann Botham (ACP) plus (D) equals: 3,619

Plurality: 3,240

36th District	John P. Harris (ACP)	Alan Kyle (R)	John P. Harris (D)
Chester	253	807	707
Deep River	275	1,011	763
Essex, part of	325	1,531	977
Lyme	206	711	325
Old Saybrook, part of	389	1,750	1,048
<b>Totals</b>	<b>1,448</b>	<b>5,810</b>	<b>3,820</b>

Total votes cast for John P. Harris (ACP) plus (D) equals: 5,268

Plurality: 542

37th District	Gary Orefice (ACP)	Frederick Lundfelt (R)	Gary Orefice (D)
East Lyme	1,759	3,180	2,576
Old Lyme	635	1,661	1,289
<b>Totals</b>	<b>2,394</b>	<b>4,841</b>	<b>3,865</b>

Total votes cast for Gary Orefice (ACP) plus (D) equals: 6,259

Plurality: 1,418

38th District	Andrea Stillman (ACP)	Calvin K. Brouwer (R)	Andrea Stillman (D)
New London, part of	345	470	843
Waterford	2,115	3,136	3,944
<b>Totals</b>	<b>2,460</b>	<b>3,606</b>	<b>4,787</b>

Total votes cast for Andrea Stillman (ACP) plus (D) equals: 7,247

Plurality: 3,641

39th District	Wade A. Hyslop, Jr. (ACP)	William T. Lawrence (R)	Wade A. Hyslop, Jr. (D)
New London, part of	992	1,621	2,326

Total votes cast for Wade A. Hyslop, Jr. (ACP) plus (D) equals: 3,318

Plurality: 1,697

VOTE FOR STATE REPRESENTATIVES, NOVEMBER 3, 1992  
ASSEMBLY DISTRICTS

40th District	Nancy A. DeMarinis (ACP)	Philip H. Tuthill (R)	Nancy A. DeMarinis (D)
Groton, part of	991	2,039	1,980
New London, part of	181	329	553
<b>Totals</b>	<b>1,172</b>	<b>2,368</b>	<b>2,533</b>

Total votes cast for Nancy A. DeMarinis (ACP) plus (D) equals: 3,705

Plurality: 1,337

41st District	No Nomination (ACP)	Lenny T. Winkler (R)	No Nomination (D)
Groton, part of		5,428	

42nd District	Mary K. McGrattan (ACP)	Michael Seder (R)	Mary K. McGrattan (D)
Groton, part of	2	21	9
Ledyard	1,424	2,982	2,182
Montville, part of	160	273	227
<b>Totals</b>	<b>1,586</b>	<b>3,276</b>	<b>2,418</b>

Total votes cast for Mary K. McGrattan (ACP) plus (D) equals: 4,004

Plurality: 728

43rd District	No Nomination (ACP)	Robert R. Simmons (R)	Edward R. Haberek, Jr. (D)
North Stonington		1,289	863
Stonington		4,560	3,324
<b>Totals</b>		<b>5,849</b>	<b>4,187</b>

Plurality: 1,662

44th District	No Nomination (ACP)	Michael A. Caron (R)	Robert E. Duffney (D)
Canterbury		1,044	870
Killingly, part of		825	602
Plainfield		2,528	2,264
<b>Totals</b>		<b>4,397</b>	<b>3,736</b>

Plurality: 661

45th District	No Nomination (ACP)	Donald F. Roward (R)	Steven Mikutel (D)
Griswold		890	2,619
Lisbon, part of		252	581
Preston		931	1,054
Sterling		333	598
Voluntown		252	550
<b>Totals</b>		<b>2,658</b>	<b>5,402</b>

Plurality: 2,744

VOTE FOR STATE REPRESENTATIVES, NOVEMBER 3, 1992  
ASSEMBLY DISTRICTS

46th District	Erwin M. Cohen (ACP)	Peter Nystrom (R)	Nancy A. DePietro (D)
Norwich, part of	516	4,381	3,144
Plurality: 1,237			

47th District	No Nomination (ACP)	Barry Kolar (R)	Jack Malone (D)
Lisbon, part of		455	315
Norwich, part of		2,660	2,872
Scotland		346	275
Sprague		729	586
Totals		4,190	4,048
Plurality: 142			

48th District	Betty Ann Johnston Possidento (ACP)	Andrew McCall Norton (R)	Betty Ann Johnston Possidento (D)
Colchester	937	3,448	1,598
East Haddam	544	1,897	1,119
Salem	274	1,069	435
Totals	1,755	6,414	3,152

Total votes cast for Betty Ann Johnston Possidento (ACP) plus (D) equals: 4,907

Plurality: 1,507

49th District	John J. Lescoe (ACP)	David L. Simon (R)	John J. Lescoe (D)	Robert D. Gorgoglione (I)	Brett S. Ellison (PC)
Windham	1,542	2,796	3,728	91	208

Total votes cast for John J. Lescoe (ACP) plus (D) equals: 5,270

Plurality: 2,474

50th District	Jefferson B. Davis (ACP)	Barry N. Shead (R)	Jefferson B. Davis (D)
Brooklyn	741	1,121	1,061
Chaplin	193	369	362
Eastford	111	445	252
Hampton	176	303	358
Killingly, part of	567	849	1,050
Pomfret	324	848	530
Totals	2,112	3,935	3,613

Total votes cast for Jefferson B. Davis (ACP) plus (D) equals: 5,725

Plurality: 1,790

51st District	No Nomination (ACP)	Douglas Cutler, Jr. (R)	Geri W. Langlois (D)
Killingly, part of		798	727
Putnam		2,228	1,414
Thompson		1,761	1,862
Totals		4,787	4,003

Plurality: 784

VOTE FOR STATE REPRESENTATIVES, NOVEMBER 3, 1992  
ASSEMBLY DISTRICTS

52nd District	John D. Mordasky (ACP)	Tony Morianos (R)	John D. Mordasky (D)
Somers, part of	274	929	641
Stafford	1,137	2,346	1,962
Union	88	160	121
Woodstock	584	1,371	1,226
<b>Totals</b>	<b>2,083</b>	<b>4,806</b>	<b>3,950</b>

Total votes cast for John D. Mordasky (ACP) plus (D) equals: 6,033

Plurality: 1,227

53rd District	Nancy Wyman (ACP)	Kathleen W. Bach (R)	Nancy Wyman (D)	Thomas Jefferson Supina (PC)
Ashford	324	857	652	78
Coventry, part of	150	278	215	2
Tolland	1,154	3,203	1,698	58
Willington	492	1,274	962	25
<b>Totals</b>	<b>2,120</b>	<b>5,612</b>	<b>3,527</b>	<b>163</b>

Total votes cast for Nancy Wyman (ACP) plus (D) equals: 5,647

Plurality: 35

54th District	Jonathan Pelto (ACP)	Richard Pellegrine (R)	Jonathan Pelto (D)
Mansfield	1,415	2,103	3,468

Total votes cast for Jonathan Pelto (ACP) plus (D) equals: 4,883

Plurality: 2,780

55th District	John R. Quinn (ACP)	Pamela Z. Sawyer (R)	John R. Quinn (D)	George T. Burgess (PC)
Andover	204	759	433	16
Bolton	310	1,537	625	27
Hebron	662	1,971	1,079	50
Marlborough	473	1,425	816	136
Vernon, part of	133	641	375	10
<b>Totals</b>	<b>1,782</b>	<b>6,333</b>	<b>3,328</b>	<b>239</b>

Total votes cast for John R. Quinn (ACP) plus (D) equals: 5,110

Plurality: 1,223

56th District	Joseph D. Courtney (ACP)	James M. Hoover (R)	Joseph D. Courtney (D)
Vernon, part of	1,876	3,462	3,399

Total votes cast for Joseph D. Courtney (ACP) plus (D) equals: 5,275

Plurality: 1,813

57th District	No Nomination (ACP)	Donald Weekes (R)	Edward C. Graziani (D)	Nancy O. Way (I)
East Windsor		1,663	2,054	133
Ellington		2,336	2,683	339
<b>Totals</b>		<b>3,999</b>	<b>4,737</b>	<b>472</b>

Plurality: 738

VOTE FOR STATE REPRESENTATIVES, NOVEMBER 3, 1992  
ASSEMBLY DISTRICTS

58th District	Frederick A. Gelsi (ACP)	William G. Zimmerman (R)	Frederick A. Gelsi (D)
Enfield, part of	1,237	3,534	3,231

Total votes cast for Frederick A. Gelsi (ACP) plus (D) equals: 4,468

Plurality: 934

59th District	No Nomination (ACP)	Hal A. Vita, Sr. (R)	Stephen Jarmoc (D)
Enfield, part of		2,273	4,008
Somers, part of		1,060	976
<b>Totals</b>		<b>3,333</b>	<b>4,984</b>

Plurality: 1,651

60th District	Jennie M. Marconi-Javorski (ACP)	Gary M. LaVoye (R)	Carl Schiessl (D)	Richard W. Loomis (L)
Enfield, part of	732	1,403	1,744	116
Windsor Locks	883	1,512	3,576	59
<b>Totals</b>	<b>1,615</b>	<b>2,915</b>	<b>5,320</b>	<b>175</b>

Plurality: 2,405

61st District	Karen L. Gidman (ACP)	Ruth C. Fahrback (R)	No Nomination (D)
East Granby, part of	9	35	
Suffield	954	3,590	
Windsor, part of	933	3,178	
<b>Totals</b>	<b>1,896</b>	<b>6,803</b>	

Plurality: 4,907

62nd District	Louise Hull (ACP)	Richard F. Ferrari (R)	Francis Peter Lynch (D)
Barkhamsted	415	733	466
East Granby, part of	207	1,157	874
Granby	526	2,255	2,207
New Hartford	1,190	1,153	726
<b>Totals</b>	<b>2,338</b>	<b>5,298</b>	<b>4,273</b>

Plurality: 1,025

63rd District	No Nomination (ACP)	F. Philip Prelli (R)	Brien W. Sullivan (D)	Walter D. Miller (PC)
Canaan		272	165	13
Colebrook		409	249	62
Hartland		568	263	30
Norfolk		525	359	36
North Canaan		864	440	50
Winchester		2,792	1,614	606
<b>Totals</b>		<b>5,430</b>	<b>3,090</b>	<b>797</b>

Plurality: 2,340

VOTE FOR STATE REPRESENTATIVES, NOVEMBER 3, 1992  
ASSEMBLY DISTRICTS

64th District	Mary Ann O'Sullivan (ACP)	Andrew W. Roraback (R)	Mary Ann O'Sullivan (D)
Cornwall	102	371	341
Goshen	139	884	296
Salisbury	218	1,168	754
Sharon	202	786	452
Torrington, part of	1,048	2,208	2,455
<b>Totals</b>	<b>1,709</b>	<b>5,417</b>	<b>4,298</b>

Total votes cast for Mary Ann O'Sullivan (ACP) plus (D) equals: 6,007

Plurality: 590

65th District	Jonathan Hutchinson (ACP)	Brian E. Mattiello (R)	Robert J. Ingoldsby (D)
Torrington, part of	2,304	4,691	2,515

Plurality: 2,176

66th District	Sandra G. Carpenter (ACP)	Robert A. Maddox, Jr. (R)	Audrey B. Blondin (D)
Bethlehem	290	1,194	379
Litchfield, part of	1,343	1,521	683
Morris	289	554	295
Warren	150	298	146
Woodbury	645	2,493	1,140
<b>Totals</b>	<b>2,717</b>	<b>6,060</b>	<b>2,643</b>

Plurality: 3,343

67th District	Lisl Standen (ACP)	Jeanne W. Garvey (R)	Lisl Standen (D)
Kent	306	663	554
New Milford, part of	1,068	4,555	2,033
<b>Totals</b>	<b>1,374</b>	<b>5,218</b>	<b>2,587</b>

Total votes cast for Lisl Standen (ACP) plus (D) equals: 3,961

Plurality: 1,257

68th District	No Nomination (ACP)	Brian J. Flaherty (R)	Robert LeBlanc (D)
Middlebury, part of		851	258
Watertown		6,724	2,724
<b>Totals</b>		<b>7,575</b>	<b>2,982</b>

Plurality: 4,593

69th District	No Nomination (ACP)	Arthur J. O'Neill (R)	Roderick M. Wyant III (D)
Bridgewater		640	331
Roxbury		688	343
Southbury, part of		5,353	2,097
Washington		941	905
<b>Totals</b>		<b>7,622</b>	<b>3,676</b>

Plurality: 3,946



VOTE FOR STATE REPRESENTATIVES, NOVEMBER 3, 1992  
ASSEMBLY DISTRICTS

70th District	Kevin G. Knowles (ACP)	Timothy D. Barth (R)	Kevin G. Knowles (D)
Naugatuck, part of	1,461	4,895	2,625

Total votes cast for Kevin G. Knowles (ACP) plus (D) equals: 4,086

Plurality: 809

71st District	Doreen DelBianco (ACP)	Daniel J. Coleman (R)	Donald J. Davino (D)	Ricky M. Walters (CC)
Waterbury, part of	1,526	2,807	4,335	300

Plurality: 1,528

72nd District	Reginald G. Beamon (ACP)	Patricia A. Taylor (R)	Reginald G. Beamon (D)
Waterbury, part of	811	2,129	2,176

Total votes cast for Reginald G. Beamon (ACP) plus (D) equals: 2,987

Plurality: 858

73rd District	No Nomination (ACP)	John L. Marino (R)	Joan V. Hartley (D)	Richard J. Cam (PC)
Waterbury, part of		3,144	5,836	114

Plurality: 2,692

74th District	No Nomination (ACP)	Philip A. Mongelluzzo (R)	Michael J. Jarjura (D)
Waterbury, part of		4,294	4,358

Plurality: 64

75th District	No Nomination (ACP)	Ivette Jessup Olavarria (R)	Thomas F. Conway (D)
Waterbury, part of		1,273	3,559

Plurality: 2,286

76th District	No Nomination (ACP)	John E. Piscopo (R)	Alan D. Basney (D)
Burlington		1,843	1,604
Harwinton		1,871	862
Litchfield, part of		604	202
Thomaston		2,449	1,065

Totals 6,767 3,733

Plurality: 3,034

77th District	Stephen J. Duffy (ACP)	James E. White (R)	Stephen J. Duffy (D)	Carlo M. Faienza (BI)
Bristol, part of	1,397	4,828	2,786	462

Total votes cast for Stephen J. Duffy (ACP) plus (D) equals: 4,183

Plurality: 645

VOTE FOR STATE REPRESENTATIVES, NOVEMBER 3, 1992  
ASSEMBLY DISTRICTS

78th District	Ellen Zoppo (ACP)	Edward C. Krawiecki, Jr. (R)	Ellen Zoppo (D)
Bristol, part of	701	2,625	1,325
Plymouth	850	2,570	1,507
<b>Totals</b>	<b>1,551</b>	<b>5,195</b>	<b>2,832</b>

Total votes cast for Ellen Zoppo (ACP) plus (D) equals: 4,383

Plurality: 812

79th District	Kosta Diamantis (ACP)	Craig P. Taylor (R)	Kosta Diamantis (D)
Bristol, part of	1,472	3,626	2,913
Southington, part of	42	225	114
<b>Totals</b>	<b>1,514</b>	<b>3,851</b>	<b>3,027</b>

Total votes cast for Kosta Diamantis (ACP) plus (D) equals: 4,541

Plurality: 690

80th District	No Nomination (ACP)	Dennis H. Cleary (R)	John C. Vastola (D)	William C. O'Brien, Jr. (CC)	Al Stewart (PC)
Southington, part of		1,838	1,463	195	209
Wolcott		3,385	2,541	461	680
<b>Totals</b>		<b>5,223</b>	<b>4,004</b>	<b>656</b>	<b>889</b>

Plurality: 1,219

81st District	David C. Wlodkowski (ACP)	Angelo M. Fusco (R)	Zaya A. Oshana (D)
Southington, part of	2,013	5,027	3,384

Plurality: 1,643

82nd District	No Nomination (ACP)	Gary Mesick (R)	Thomas S. Luby (D)
Meriden, part of		2,400	5,432
Middlefield, part of		329	629
<b>Totals</b>		<b>2,729</b>	<b>6,061</b>

Plurality: 3,332

83rd District	James W. Abrams (ACP)	James A. Tavegia (R)	John J. Maier, Jr. (D)
Meriden, part of	1,513	2,522	2,873
Wallingford, part of	522	1,158	719
<b>Totals</b>	<b>2,035</b>	<b>3,680</b>	<b>3,592</b>

Plurality: 88

VOTE FOR STATE REPRESENTATIVES, NOVEMBER 3, 1992  
ASSEMBLY DISTRICTS

84th District	No Nomination (ACP)	Douglas Bushman (R)	Christopher G. Donovan (D)	Peter Ayala (PC)
Meriden, part of		2,316	3,410	457

Plurality: 1,094  
Total write-in votes for registered write-in candidate Francis S. Rotella: 3

85th District	Mary M. Mushinsky (ACP)	Michael Lombardi (R)	Mary M. Mushinsky (D)
Wallingford, part of	1,888	4,548	3,722

Total votes cast for Mary M. Mushinsky (ACP) plus (D) equals: 5,610

Plurality: 1,062

86th District	Colin D. Johnson (ACP)	Robert M. Ward (R)	Colin D. Johnson (D)
East Haven, part of	199	873	660
Guilford, part of	154	751	462
North Branford	489	3,996	1,359
<b>Totals</b>	<b>842</b>	<b>5,620</b>	<b>2,481</b>

Total votes cast for Colin D. Johnson (ACP) plus (D) equals: 3,323

Plurality: 2,297

87th District	Faye K. Clarke (ACP)	Curtis D. Andrews, Jr. (R)	Faye K. Clarke (D)
Hamden, part of	241	1,305	1,035
North Haven, part of	1,011	4,498	2,959
<b>Totals</b>	<b>1,252</b>	<b>5,803</b>	<b>3,994</b>

Total votes cast for Faye K. Clarke (ACP) plus (D) equals: 5,246

Plurality: 557

88th District	Nancy Beals (ACP)	Nicholas M. Troiano (R)	Nancy Beals (D)
Hamden, part of	882	2,986	3,096
New Haven, part of	12	47	100
North Haven, part of	396	1,283	1,061
<b>Totals</b>	<b>1,290</b>	<b>4,316</b>	<b>4,257</b>

Total votes cast for Nancy Beals (ACP) plus (D) equals: 5,547

Plurality: 1,231

89th District	No Nomination (ACP)	David Oliver Thorp (R)	Vickie Nardello (D)
Bethany		1,239	1,035
Cheshire, part of		2,515	1,873
Prospect		2,043	1,910
<b>Totals</b>		<b>5,797</b>	<b>4,818</b>

Plurality: 979

VOTE FOR STATE REPRESENTATIVES, NOVEMBER 3, 1992  
ASSEMBLY DISTRICTS

90th District	No Nomination (ACP)	Janice Borowy (R)	Mary Fritz (D)
Cheshire, part of		2,206	3,678
Wallingford, part of		1,054	2,808
<b>Totals</b>		<b>3,260</b>	<b>6,486</b>

Plurality: 3,226

91st District	No Nomination (ACP)	Edith Mogridge (R)	Peter F. Villano (D)
Hamden, part of		3,211	5,029

Plurality: 1,818

92nd District	Patricia A. Dillon (ACP)	Jeffrey Doolan (R)	Patricia A. Dillon (D)
New Haven, part of	817	1,401	4,800

Total votes cast for Patricia A. Dillon (ACP) plus (D) equals: 5,617

Plurality: 4,216

93rd District	No Nomination (ACP)	James Knight (R)	Howard C. Scipio (D)	Seth J. Godfrey (TTR)
New Haven, part of		807	3,047	552

Plurality: 2,240

94th District	William R. Dyson (ACP)	Monique Lewis (R)	William R. Dyson (D)
New Haven, part of	431	510	3,774

Total votes cast for William R. Dyson (ACP) plus (D) equals: 4,205

Plurality: 3,695

95th District	No Nomination (ACP)	James Solomon (R)	Andrea Jackson-Brooks (D)
New Haven, part of		573	3,163

Plurality: 2,590

96th District	Cameron Staples (ACP)	Jeffrey Rochler (R)	Cameron Staples (D)	Dalzenia Henry (TTR)
New Haven, part of	601	1,045	3,637	370

Total votes cast for Cameron Staples (ACP) plus (D) equals: 4,238

Plurality: 3,193

97th District	No Nomination (ACP)	Chris DePino (R)	Lucille Caliendo (D)
New Haven, part of		4,100	3,146

Plurality: 954

VOTE FOR STATE REPRESENTATIVES, NOVEMBER 3, 1992  
ASSEMBLY DISTRICTS

98th District	Janet C. Posa (ACP)	Francis X. O'Neill, Jr. (R)	Janet C. Posa (D)	Robert E. Baird (PC)
Branford, part of	351	848	905	1
Guilford, part of	1,567	4,189	3,337	207
<b>Totals</b>	<b>1,918</b>	<b>5,037</b>	<b>4,242</b>	<b>208</b>

Total votes cast for Janet C. Posa (ACP) plus (D) equals: 6,160

Plurality: 1,123

99th District	Michael P. Lawlor (ACP)	Joseph Maturo, Jr. (R)	Michael P. Lawlor (D)	Charles J. Cottle (PC)
Branford, part of	66	183	189	2
East Haven, part of	1,310	4,572	3,445	97
<b>Totals</b>	<b>1,376</b>	<b>4,755</b>	<b>3,634</b>	<b>99</b>

Total votes cast for Michael P. Lawlor (ACP) plus (D) equals: 5,010

Plurality: 255

100th District	No Nomination (ACP)	Joseph E. Milardo, Jr. (R)	Susan Bysiewicz (D)	
Durham		1,441	1,661	
Middlefield, part of		416	776	
Middletown, part of		2,341	4,102	
<b>Totals</b>		<b>4,198</b>	<b>6,539</b>	

Plurality: 2,341

101st District	No Nomination (ACP)	Peter Metz (R)	David LaFemina (D)	James N. Mitchell (PC)
Clinton, part of		190	223	7
Killingworth		1,261	1,038	97
Madison		5,326	2,854	427
<b>Totals</b>		<b>6,777</b>	<b>4,115</b>	<b>531</b>

Plurality: 2,662

102nd District	Joseph Giordano (ACP)	Dominic A. Buonocore (R)	Joseph Giordano (D)	
Branford, part of	1,436	5,469	3,899	

Total votes cast for Joseph Giordano (ACP) plus (D) equals: 5,335

Plurality: 134

103rd District	No Nomination (ACP)	Lucien A. DiMeo (R)	Matthew E. Fitch (D)	
Cheshire, part of		1,203	919	
Hamden, part of		2,744	2,806	
Wallingford, part of		1,327	1,035	
<b>Totals</b>		<b>5,274</b>	<b>4,760</b>	

Plurality: 514

VOTE FOR STATE REPRESENTATIVES, NOVEMBER 3, 1992  
ASSEMBLY DISTRICTS

104th District	No Nomination (ACP)	Toni Tillquist (R)	Vincent J. Tonucci (D)
Ansonia, part of		2,124	4,378
Derby, part of		612	1,356
<b>Totals</b>		<b>2,736</b>	<b>5,734</b>

Plurality: 2,998

105th District	No Nomination (ACP)	Vincent Capece, Jr. (R)	John W. Betkoski III (D)	Frank F. Stuban (PC)
Ansonia, part of		349	505	62
Beacon Falls		630	1,623	83
Seymour		2,874	3,183	704
<b>Totals</b>		<b>3,853</b>	<b>5,311</b>	<b>849</b>

Plurality: 1,458

106th District	No Nomination (ACP)	Julia B. Wasserman (R)	No Nomination (D)	Robert Fand (I)
Bethel, part of		4,897		525
Newtown, part of		4,363		340
<b>Totals</b>		<b>9,260</b>		<b>865</b>

Plurality: 8,395

107th District	Louise F. Trojanowski-Marconi (ACP)	M. Jodi Rell (R)	Louise F. Trojanowski-Marconi (D)
Bethel, part of	348	2,407	737
Brookfield	506	5,879	1,216
<b>Totals</b>	<b>854</b>	<b>8,286</b>	<b>1,953</b>

Total votes cast for Louise F. Trojanowski-Marconi (ACP) plus (D) equals: 2,807

Plurality: 5,479

108th District	No Nomination (ACP)	Norma Cyle (R)	Steven D. Kramer (D)	William D. Boehm (I)
New Fairfield		3,924	2,231	323
New Milford, part of		1,345	891	89
Sherman		891	600	79
<b>Totals</b>		<b>6,160</b>	<b>3,722</b>	<b>491</b>

Plurality: 2,438

109th District	No Nomination (ACP)	Donald W. Boughton (R)	Michael M. Falzone (D)	Richard M. Hunt (UT)
Danbury, part of		3,486	3,211	43

Plurality: 275

110th District	Bob Godfrey (ACP)	Mounir A. Farah (R)	Bob Godfrey (D)
Danbury, part of	878	2,363	2,169

Total votes cast for Bob Godfrey (ACP) plus (D) equals: 3,047

Plurality: 684

VOTE FOR STATE REPRESENTATIVES, NOVEMBER 3, 1992  
ASSEMBLY DISTRICTS

111th District	No Nomination (ACP)	Herbert V. Camp, Jr. (R)	Barbara M. Ireland (D)
Ridgefield		5,164	7,120
Plurality: 1,956			
112th District	No Nomination (ACP)	William Varese (R)	Bob Pondillo (D)
Monroe		5,423	2,970
Newtown, part of		1,207	1,035
Totals		6,630	4,005
Plurality: 2,625			
113th District	No Nomination (ACP)	Richard O. Belden (R)	Shawn Splan (D)
Shelton, part of		6,818	3,056
Plurality: 3,762			
114th District	Ellen Scalettar (ACP)	Patricia Logioco (R)	Ellen Scalettar (D)
Derby, part of	434	1,167	1,028
Orange, part of	508	2,337	1,379
Woodbridge	646	1,966	1,948
Totals	1,588	5,470	4,355
Total votes cast for Ellen Scalettar (ACP) plus (D) equals: 5,943			
Plurality: 473			
115th District	No Nomination (ACP)	Robert Guthrie (R)	Stephen D. Dargan (D)
West Haven, part of		2,892	5,234
Plurality: 2,342			
116th District	No Nomination (ACP)	John A. Samperi (R)	Louis P. Esposito, Jr. (D)
West Haven, part of		3,335	3,857
Plurality: 522			
117th District	No Nomination (ACP)	Ray Collins (R)	Robert C. Sousa (D)
Milford, part of		2,080	1,411
Orange, part of		1,569	1,369
West Haven, part of		2,452	2,167
Totals		6,101	4,947
Plurality: 1,154			

VOTE FOR STATE REPRESENTATIVES, NOVEMBER 3, 1992  
ASSEMBLY DISTRICTS

118th District	No Nomination (ACP)	Tim Hyatt (R)	James A. Amann (D)
Milford, part of		3,685	4,856
Plurality: 1,171			
119th District	No Nomination (ACP)	Allan E. Cegan (R)	Richard Roy (D)
Milford, part of		4,683	4,705
Plurality: 22			
120th District	No Nomination (ACP)	J. Vincent Chase (R)	Patrick J. Carolan (D)
Stratford, part of		7,685	3,234
Plurality: 4,451			
121st District	No Nomination (ACP)	Kevin C. Kelly (R)	Terrance E. Backer (D)
Stratford, part of		3,981	4,470
Plurality: 489			
122nd District	No Nomination (ACP)	Lawrence G. Miller (R)	Gary P. Cahill (D)
Shelton, part of		3,525	2,544
Stratford, part of		1,910	1,141
Trumbull, part of		1,190	626
Totals		6,625	4,311
Plurality: 2,314			
123rd District	No Nomination (ACP)	Dale W. Radcliffe (R)	Earl R. Altieri (D)
Trumbull, part of		7,762	3,667
Plurality: 4,095			
124th District	Charles E. Hare (ACP)	Dorcas C. Robinson (R)	Ernest E. Newton II (D)
Bridgeport, part of	451	1,199	2,752
Plurality: 1,553			
125th District	Brenda J. Hodge (ACP)	John M. Hosier (R)	Robert T. Keeley, Jr. (D)
Bridgeport, part of	400	2,004	3,185
Plurality: 1,181			
126th District	Robert B. Moragne (ACP)	Daniel Williams (R)	Christopher L. Caruso (D)
Bridgeport, part of	539	1,360	4,095
Plurality: 2,735			



VOTE FOR STATE REPRESENTATIVES, NOVEMBER 3, 1992  
ASSEMBLY DISTRICTS

127th District	No Nomination (ACP)	Roger V. Autuori (R)	Jacqueline M. Cocco (D)
Bridgeport, part of		1,454	4,586
Fairfield, part of		1,512	1,982
<b>Totals</b>		<b>2,966</b>	<b>6,568</b>

Plurality: 3,602

128th District	No Nomination (ACP)	Philip E. Tischbein, Jr. (R)	Edna I. Garcia (D)	Ralph J. Cennamo (PC)
Bridgeport, part of		772	1,752	22

Plurality: 980

129th District	No Nomination (ACP)	Charles Feroletto (R)	Lee A. Samowitz (D)
Bridgeport, part of		2,411	3,646

Plurality: 1,235

130th District	Americo L. Santiago (ACP)	James P. Callahan (R)	Americo L. Santiago (D)
Bridgeport, part of	327	734	1,970

Total votes cast for Americo L. Santiago (ACP) plus (D) equals: 2,297

Plurality: 1,563

131st District	No Nomination (ACP)	Ronald S. San Angelo (R)	Kathleen Krevetski (D)	Delores P. Morrell (PC)
Middlebury, part of		1,077	1,041	17
Naugatuck, part of		1,733	1,500	42
Oxford		2,057	1,594	413
Southbury, part of		403	340	19
<b>Totals</b>		<b>5,270</b>	<b>4,475</b>	<b>491</b>

Plurality: 795

132nd District	No Nomination (ACP)	John G. Metsopoulos (R)	Steve Szost (D)
Fairfield, part of		7,213	4,070

Plurality: 3,143

133rd District	No Nomination (ACP)	Gene Gavin (R)	Ronald F. Malone (D)	Louis K. Weinstein (PC)
Fairfield, part of		2,999	1,229	31
Weston, part of		922	637	14
Westport, part of		3,332	3,187	267
<b>Totals</b>		<b>7,253</b>	<b>5,053</b>	<b>312</b>

Plurality: 2,200

VOTE FOR STATE REPRESENTATIVES, NOVEMBER 3, 1992  
ASSEMBLY DISTRICTS

134th District	No Nomination (ACP)	Daniel F. Caruso (R)	Eileen K. Wilcox (D)
Fairfield, part of		4,556	3,116
Trumbull, part of		2,482	1,163
<b>Totals</b>		<b>7,038</b>	<b>4,279</b>

Plurality: 2,759

135th District	No Nomination (ACP)	John E. Stripp (R)	Tom Baptist (D)
Easton		2,118	1,232
Newtown, part of		466	439
Redding		2,121	1,907
Weston, part of		1,962	1,228
<b>Totals</b>		<b>6,667</b>	<b>4,806</b>

Plurality: 1,861

136th District	No Nomination (ACP)	Jo Fuchs (R)	Wally Meyer (D)
Norwalk, part of		2,797	1,680
Westport, part of		4,542	2,312
<b>Totals</b>		<b>7,339</b>	<b>3,992</b>

Plurality: 3,347

137th District	No Nomination (ACP)	John E. Solder (R)	Alex Knopp (D)
Norwalk, part of		3,722	4,335

Plurality: 613

138th District	No Nomination (ACP)	Mark Nielsen (R)	John C. Gogliettino (D)
Danbury, part of		5,493	3,268

Plurality: 2,225

139th District	Carlo DiPace (ACP)	Mary E. Clark-Wilson (R)	Kevin Ryan (D)	Boris S. Avdevich (PC)
Bozrah	81	450	557	74
Franklin	55	336	357	275
Lebanon, part of	128	777	727	94
Montville, part of	429	2,257	3,326	280
<b>Totals</b>	<b>693</b>	<b>3,820</b>	<b>4,967</b>	<b>723</b>

Plurality: 1,147

140th District	Douglas C. Mintz (ACP)	Richard Stenhouse (R)	Douglas C. Mintz (D)
Norwalk, part of	894	2,057	2,997

Total votes cast for Douglas C. Mintz (ACP) plus (D) equals: 3,891

Plurality: 1,834

VOTE FOR STATE REPRESENTATIVES, NOVEMBER 3, 1992  
ASSEMBLY DISTRICTS

141st District	Sally McCarthy Bolster (ACP)	Reginald L. Jones (R)	Sally McCarthy Bolster (D)	
Darien	1,367	6,178	2,426	
Norwalk, part of	512	1,100	979	
Totals	1,879	7,278	3,405	
Total votes cast for Sally McCarthy Bolster (ACP) plus (D) equals: 5,284				
Plurality: 1,994				
142nd District	No Nomination (ACP)	Lawrence F. Cafero, Jr. (R)	Lisa Swenson (D)	
Norwalk, part of		5,961	4,058	
Wilton, part of		771	434	
Totals		6,732	4,492	
Plurality: 2,240				
143rd District	No Nomination (ACP)	Leslie T. Young (R)	No Nomination (D)	Kathleen D. McCarty (PC)
New Canaan, part of		3,745		224
Wilton, part of		4,311		1,696
Totals		8,056		1,920
Plurality: 6,136				
144th District	Alan Colabella (ACP)	Stephen J. Vitka (R)	John Wayne Fox (D)	
Stamford, part of	693	3,537	5,422	
Plurality: 1,885				
145th District	No Nomination (ACP)	Constantine A. Brandl (R)	Christel H. Truglia (D)	
Stamford, part of		955	3,008	
Plurality: 2,053				
146th District	No Nomination (ACP)	John W. Smart (R)	Moira K. Lyons (D)	
Stamford, part of		2,887	5,203	
Plurality: 2,316				
147th District	No Nomination (ACP)	Michael Fedele (R)	No Nomination (D)	
New Canaan, part of		3,881		
Stamford, part of		4,309		
Totals:		8,190		

VOTE FOR STATE REPRESENTATIVES, NOVEMBER 3, 1992  
ASSEMBLY DISTRICTS

148th District	Anne B. McDonald (ACP)	Betty Conti (R)	Anne B. McDonald (D)
Stamford, part of	1,012	3,432	3,221

Total votes cast for Anne B. McDonald (ACP) plus (D) equals: 4,233

Plurality: 801

149th District	No Nomination (ACP)	Janet K. Lockton (R)	John C. Loeser (D)
Greenwich, part of		3,849	2,048
Stamford, part of		2,822	2,068
Totals		6,671	4,116

Plurality: 2,555

150th District	No Nomination (ACP)	Marilyn Hess (R)	Leonard LaLuna (D)
Greenwich, part of		6,373	3,507

Plurality: 2,866

151st District	No Nomination (ACP)	Claudia M. Powers (R)	Elaine Markley Suchman (D)
Greenwich, part of		6,918	3,727

Plurality: 3,191

VOTE FOR JUDGE OF PROBATE, NOVEMBER 3, 1992  
SPECIAL ELECTIONS TO FILL VACANCIES

PROBATE DISTRICTS

	No Nomination (ACP)	William T. Koch, Jr. (R)	No Nomination (D)
LYME		768	

	Bruce A. Chamberlain (ACP)	Dorothy B. Leib (R)	Matthew Greene (D)
NEW LONDON			
New London	1,886	2,332	4,195
Waterford	2,949	2,889	3,517
Totals	4,835	5,221	7,712
Plurality: 2,491			

	No Nomination (ACP)	Eileen B. Donahue (R)	Joseph DePaola (D)
NORTH HAVEN		6,801	4,616
Plurality: 2,185			

	No Nomination (ACP)	Dorothy W. Rhodes (R)	Barry S. O'Neill (D)
OLD SAYBROOK		3,299	1,996
Plurality: 1,303			

VOTE FOR REGISTRARS OF VOTERS, NOVEMBER 3, 1992

Two to be elected (one Republican and one Democrat) from each town or voting district. However, if a "third candidate" receives the highest or second-highest vote total and does not belong to either the Republican or Democratic party, then all three candidates are declared elected.

Andover	No Nomination (ACP)	Louise F. Parkington (R)	Nellie L. Boisvert (D)
		572	670
Ansonia	No Nomination (ACP)	Callie Vartelas (R)	Lida P. Stahl (D)
		2,905	3,124
Ashford	No Nomination (ACP)	John S. Cowen (R)	Elizabeth K. Roper (D)
		685	852
Avon	No Nomination (ACP)	Ann J. Tilson (R)	Doris M. Dooley (D)
		4,710	2,389
Barkhamsted	Cristina C. Downes (ACP)	Marietta T. Kramarchyk (R)	Helen M. Ahles (D)
	272	669	574
Beacon Falls	No Nomination (ACP)	Helen K. Mis (R)	Katherine G. Grace (D)
		1,065	945
Berlin	No Nomination (ACP)	Elizabeth A. Tedeschi (R)	John F. Miller (D)
		4,077	3,358

VOTE FOR REGISTRARS OF VOTERS, NOVEMBER 3, 1992

Bethel	No Nomination (ACP)	Mary H. Legnard (R)	Jane E. Hall (D)
		3,687	3,007
Bethlehem	No Nomination (ACP)	Evelyn F. Brower (R)	Marjorie C. Bennett (D)
		908	754
Bloomfield	Wilma C. Donaldson (ACP)	Angelita K. Tolly (R)	Naomi Shenkman (D)
	1,272	2,279	4,856
Bolton	No Nomination (ACP)	Priscilla M. Dooley (R)	Ilvi J. Cannon (D)
		1,424	671
Branford	No Nomination (ACP)	Marion E. Burkard (R)	M. Pamela <sup>8</sup> Poskus (D)
		5,456	5,730
Bridgeport	Alma L. Maya (ACP)	Frances Bociek (R)	Lucille E. Bruno (D)
	3,292	9,639	17,374
Bridgewater	No Nomination (ACP)	Mary H. Roberts (R)	Helen L. Worden (D)
		580	400
Bristol	No Nomination (ACP)	Ellie Klapatch (R)	Marie Jo O'Meara (D)
		10,079	9,957

VOTE FOR REGISTRARS OF VOTERS, NOVEMBER 3, 1992

Brookfield	No Nomination (ACP)	Deanne L. Sniffin (R)	Adelaide M. Marek (D)
		4,213	2,566
Brooklyn 1st District	No Nomination (ACP)	Lois A. Baker (R)	Maura B. Jax (D)
		998	802
Brooklyn 2nd District	No Nomination (ACP)	Virginia M. Mason (R)	Deanna L. Niejadlik (D)
		354	356
Canterbury	No Nomination (ACP)	Lloyd L. Anderson (R)	Loreen F. Hegan (D)
		1,016	846
Canton	No Nomination (ACP)	Carl F. Svenson, Jr. (R)	James M. Keane (D)
		2,173	1,728
Chaplin	No Nomination (ACP)	Doris B. Silliman (R)	Geraldine A. Helmer (D)
		420	373
Cheshire	No Nomination (ACP)	Kathleen E. Nankin (R)	Sheila S. Kelly (D)
		6,529	4,772
Chester	No Nomination (ACP)	Colette A. Moore (R)	Joseph Friend (D)
		647	948



VOTE FOR REGISTRARS OF VOTERS, NOVEMBER 3, 1992

Clinton	Carl L. Bixby, Jr. (ACP)	Ellen T. McGuinness (R)	Diane L. Shepard (D)	
	426	2,659	2,445	
Colchester	No Nomination (ACP)	Barbara E. Gibbons (R)	Dorothy A. Mrowka (D)	
		2,385	2,295	
Colebrook	No Nomination (ACP)	Eleanor E. Russo (R)	Marion D. Sponzo (D)	
		387	267	
Columbia	No Nomination (ACP)	Carol W. Price (R)	Astrid S. Belanger (D)	
		1,012	1,332	
Cornwall	No Nomination (ACP)	Maureen Prentice (R)	Judith Gates (D)	
		398	375	
Cromwell	No Nomination (ACP)	Angela A. Incerti (R)	Elizabeth H. Haines (D)	
		2,362	2,812	
Danbury	No Nomination (ACP)	Jean M. Hazard (R)	George F. Schmiedel (D)	Richard M. Hunt (UT)
		8,094	9,830	333
Darien	No Nomination (ACP)	Donald Paul Smith (R)	M. Elizabeth Rylander (D)	
		5,700	2,975	

VOTE FOR REGISTRARS OF VOTERS, NOVEMBER 3, 1992

Deep River	No Nomination (ACP)	Frances T. Strukus (R)	Sarah Adams (D)
		936	1,020
Derby	No Nomination (ACP)	Hazel J. Knapp (R)	Leila Beltrone (D)
		1,963	1,888
Durham	No Nomination (ACP)	Althea M. Parmelee (R)	Natalie A. H. Church (D)
		1,747	1,174
East Granby	No Nomination (ACP)	Thelma A. Wilmot (R)	Sandra A. Poirier (D)
		1,142	878
East Haddam	Mortimer A. Gelston (ACP)	Mary Dean (R)	Joyce Simon (D)
	594	1,602	1,168
East Hampton	No Nomination (ACP)	Jane S. Christopher (R)	Debra Markham (D)
		2,153	2,288
East Hartford	No Nomination (ACP)	Mary J. Mourey (R)	Evelyn S. Uhrig (D)
		7,097	9,520
East Haven	No Nomination (ACP)	Donna C. Norman (R)	Janet A. Cianelli (D)
		4,201	5,126

VOTE FOR REGISTRARS OF VOTERS, NOVEMBER 3, 1992

Easton	No Nomination (ACP)	Eunice K. Hanson (R)	Jean B. Bromer (D)
		2,187	1,081
East Windsor	No Nomination (ACP)	Linda C. Sinsigallo (R)	Marilyn S. Rajala (D)
		1,748	1,929
Enfield	No Nomination (ACP)	Vaughan O. Vanderacoff (R)	Mary Lou Flynn (D)
		5,315	10,142
Essex 1st and 3rd District	No Nomination (ACP)	Elizabeth G. Schellens (R)	Lois D. Ely (D)
1st District		1,049	666
3rd District		225	128
Totals		1,274	794
Essex 2nd District	No Nomination (ACP)	Winifred T. Olson (R)	Dolores B. Budney (D)
		391	583
Fairfield	No Nomination (ACP)	Joan K. O'Rourke (R)	Patricia S. Como (D)
		14,708	10,072
Farmington	No Nomination (ACP)	Betty D. Coykendall (R)	Alexandra L. Pagano (D)
		5,520	3,870
Franklin	No Nomination (ACP)	Stori L. Beckwith (R)	James F. Ward, Jr. (D)
		473	412

VOTE FOR REGISTRARS OF VOTERS, NOVEMBER 3, 1992

Glastonbury	No Nomination (ACP)	Carolyn S. Larsen (R)	Joan D. Kemble (D)
		7,479	6,149
Granby	No Nomination (ACP)	Doris S. Ellis (R)	Katherine L. Riley (D)
		2,630	1,756
Greenwich	No Nomination (ACP)	Christopher Ann Thurlow (R)	Sharon B. Vecchiolla (D)
		15,738	9,729
Griswold 1st District	No Nomination (ACP)	Mary Koziol (R)	Lucille M. Gibeault (D)
		731	909
Griswold 2nd District	No Nomination (ACP)	Carol B. Seaman (R)	Beverly M. Gwiadowski (D)
		877	811
Groton	No Nomination (ACP)	Victoria M. Rossman (R)	Leonora V. Lewis (D)
		5,521	4,683
Guilford	No Nomination (ACP)	Elizabeth C. Bartlett (R)	Anne C. Weir (D)
		5,130	4,046
Haddam 1st District	No Nomination (ACP)	Virginia D. Murphy (R)	Shelley B. Bensenhaver (D)
		523	526

VOTE FOR REGISTRARS OF VOTERS, NOVEMBER 3, 1992

Haddam 2nd District	No Nomination (ACP)	Sandra J. Hendrickson (R)	Elizabeth A. Dybick (D)
		556	566
Haddam 3rd District	No Nomination (ACP)	Ann E. Pender (R)	Mabel V. Andrews (D)
		139	63
Haddam 4th District	No Nomination (ACP)	Mildred F. Matychak (R)	Helen V. Bernhardt (D)
		455	503
Hamden	No Nomination (ACP)	Louise A. Pilon (R)	Dominick Formichella (D)
		8,970	11,641
Hampton	No Nomination (ACP)	Eunice B. Fuller (R)	Claire M. Winters (D)
		418	355
Hartford	No Nomination (ACP)	Eugene Cimiano (R)	Janette M. Delvecchio (D)
		4,159	21,751
Hartland	No Nomination (ACP)	Roberta D. Haywood (R)	Jean R. Salling (D)
		432	453
Harwinton	No Nomination (ACP)	Patricia M. Goodenough (R)	Virginia C. Krajewski (D)
		1,534	1,039

VOTE FOR REGISTRARS OF VOTERS, NOVEMBER 3, 1992

Hebron	No Nomination (ACP)	James L. Derby, Jr. (R)	John O. O'Sullivan (D)
		1,593	1,441
Kent	No Nomination (ACP)	Judith Hoyt Howland (R)	Marjorie H. Wells (D)
		728	592
Killingly	Gina N. Mazzerella (ACP)	Emily Harrington (R)	Rita LaBelle (D)
	820	2,116	2,401
Killingworth	No Nomination (ACP)	Pauline J. Lally (R)	Linda Albrecht (D)
		1,280	1,184
Ledyard	No Nomination (ACP)	Lucille Deshong (R)	Hazel M. Gorman (D)
		2,437	2,790
Lisbon	No Nomination (ACP)	Mary S. Grant (R)	Ivy Mather (D)
		845	679
Lyme	No Nomination (ACP)	Richard L. Gustafson (R)	Patricia D. DuMond (D)
		721	375
Madison	No Nomination (ACP)	Nancy M. Merrill (R)	Angela L. Schmidt (D)
		4,547	3,203

VOTE FOR REGISTRARS OF VOTERS, NOVEMBER 3, 1992

Manchester	No Nomination (ACP)	Thomas H. Ferguson (R)	Herb Stevenson (D)
		10,108	11,215
Mansfield	No Nomination (ACP)	Beverly Mann Miela (R)	Dot Shaw (D)
		1,831	4,080
Meriden	No Nomination (ACP)	Lillian Toni Soboleski (R)	Elizabeth A. Gassman (D)
		8,781	9,078
Middlefield	No Nomination (ACP)	Barbara S. Rowe (R)	Donna M. Golub (D)
		1,006	979
Middletown	Eva M. Goldreich (ACP)	Marilyn Langille (R)	John P. Bozzi, Sr. (D)
	2,153	5,571	8,042
Milford	No Nomination (ACP)	Rose I. Scarpa (R)	Mary Lee Tamas (D)
		11,999	7,947
Monroe	No Nomination (ACP)	Nancy M. vonGlahn (R)	Vivian N. Capoccitti (D)
		4,617	2,900
Montville	No Nomination (ACP)	Judith Ann MacNeilly (R)	Lorraine A. Elliott (D)
		3,054	2,801

VOTE FOR REGISTRARS OF VOTERS, NOVEMBER 3, 1992

Morris	No Nomination (ACP)	Suzanne M. Shrady (R)	Laura L. Halloran (D)
		511	457
Naugatuck	No Nomination (ACP)	Jane H. Pronovost (R)	Ann M. Hildreth (D)
		5,466	4,717
New Britain	No Nomination (ACP)	Dorothy R. Turnrose (R)	Edward J. Karvoski (D)
		6,940	11,791
New Canaan	No Nomination (ACP)	Carol F. Couch (R)	William M. Couch (D)
		6,960	2,231
New Fairfield	No Nomination (ACP)	Mary Ann Carson (R)	Leslie Siegel (D)
		4,040	1,626
New Hartford 1st District	No Nomination (ACP)	Polly H. Pobuda (R)	Donald O. Garrison (D)
		799	586
New Hartford 2nd District	No Nomination (ACP)	Roberta K. Petit (R)	Donna P. LaPlante (D)
		700	611
New Haven	No Nomination (ACP)	Rae D. Tramontano (R)	Sharon Ferrucci (D)
		6,423	22,495



VOTE FOR REGISTRARS OF VOTERS, NOVEMBER 3, 1992

Newtown	No Nomination (ACP)	Dona M. da Mota (R)	Susan S. Fernandes (D)
		4,436	3,665
Norfolk	No Nomination (ACP)	Ross K. Burke (R)	Kevin M. O'Connor (D)
		398	556
North Branford 1st District	No Nomination (ACP)	Bruce R. Wentworth (R)	Laura E. Negro (D)
		1,574	1,158
North Branford 2nd District	No Nomination (ACP)	Faulette C. Hart (R)	Judith Esposito (D)
		1,355	1,073
North Canaan	No Nomination (ACP)	Clara B. Curtis (R)	Evelyn E. Hedus (D)
		770	534
North Haven	No Nomination (ACP)	Frank J. Riggs (R)	Marcia H. Maresca (D)
		6,793	3,662
North Stonington	No Nomination (ACP)	Barbara C. Perkins (R)	Eleanor M. Johnson (D)
		1,105	1,006
Norwalk	No Nomination (ACP)	Ann D. Artell (R)	Helen A. Carrozelli (D)
		15,876	12,709

VOTE FOR REGISTRARS OF VOTERS, NOVEMBER 3, 1992

Norwich	Thomas J. Dunion (ACP)	John H. White (R)	Jane L. Przekop (D)
	1,655	3,941	6,729
Old Lyme	No Nomination (ACP)	Judith Tooker Kerr (R)	Patricia M. McCarthy (D)
		1,859	1,463
Old Saybrook	No Nomination (ACP)	Jean B. Winkler (R)	Rosemary E. Giuffre (D)
		3,013	1,660
Orange	No Nomination (ACP)	John D. O'Brien, Sr. (R)	Carmela N. Apuzzo (D)
		3,857	2,703
Plainfield 1st District	No Nomination (ACP)	Barbara R. Gagnon (R)	Margaret Beausoleil (D)
		902	1,167
Plainfield 2nd District	No Nomination (ACP)	Sonia S. Chapman (R)	Carol A. St. Ament (D)
		240	402
Plainfield 3rd District	No Nomination (ACP)	Julie C. O'Neil (R)	Julia Duffney (D)
		775	808
Plainfield 4th District	No Nomination (ACP)	Emily D. Lachowecki (R)	Doris I. Jacques (D)
		147	232

VOTE FOR REGISTRARS OF VOTERS, NOVEMBER 3, 1992

Plainville	No Nomination (ACP)	Mildred D'Antonio (R)	Elizabeth L. Corliss (D)
		2,598	3,558
Plymouth	No Nomination (ACP)	Pamela A. Malley (R)	Cheryl J. Gianesini (D)
		2,236	1,634
Pomfret	No Nomination (ACP)	Constance A. Harvey (R)	Norma M. Robbins (D)
		602	849
Preston	No Nomination (ACP)	Leona Fuller (R)	Barbara Ware (D)
		1,139	748
Prospect	No Nomination (ACP)	Nancy H. Mikulski (R)	Mary Nolan (D)
		2,049	1,632
Putnam	No Nomination (ACP)	John F. Malloy (R)	Michael D. Duffy (D)
		1,422	1,909
Redding	No Nomination (ACP)	Linda L. Vibbert (R)	Bess P. Fletcher (D)
		2,340	1,460
Ridgefield	No Nomination (ACP)	Pauline R. Moylan (R)	Sharon L. Puccini (D)
		6,955	3,807

VOTE FOR REGISTRARS OF VOTERS, NOVEMBER 3, 1992

Rocky Hill	No Nomination (ACP)	Betsy M. Nazzaro (R)	Angeline A. Ciarcia (D)
		3,369	3,178

Roxbury	No Nomination (ACP)	Shirley Ann Charpentier (R)	Judith M. Doran (D)
		542	464

Salem	No Nomination (ACP)	Nancy K. Miles (R)	John F. McKiernan (D)
		845	633

Salisbury	No Nomination (ACP)	Nancy McL. Peck (R)	June G. Parsons (D)
		1,137	851

Scotland	No Nomination (ACP)	Robert B. Leete (R)	Judy A. Galinat (D)
		265	321

Sharon	No Nomination (ACP)	Susan H. McKee (R)	Jerome Simonson (D)
		843	414

Shelton	No Nomination (ACP)	Charles F. Bucher (R)	Edward F. Martin (D)
		8,440	6,217

Sherman	No Nomination (ACP)	William B. Tiebout III (R)	Nancy E. McGoldrick (D)
		651	851

VOTE FOR REGISTRARS OF VOTERS, NOVEMBER 3, 1992

Somers	No Nomination (ACP)	Marjory Madden (R)	Joan M. Rivard (D)
		1,839	1,694
Southbury	No Nomination (ACP)	Florence M. Smith (R)	Helen K. Hine (D)
		5,009	2,934
Southington	No Nomination (ACP)	Leslie G. Cotton (R)	Mary A. Nolan (D)
		6,786	7,841
South Windsor	No Nomination (ACP)	Janis K. Murtha (R)	Frances O. Knipple (D)
		5,380	4,380
Sprague	No Nomination (ACP)	Nina E. Colbath (R)	Mary B. Chartier (D)
		512	696
Stafford 1st District	No Nomination (ACP)	Ann E. Haraghey (R)	Joan L. Zelonka (D)
		546	633
Stafford 2nd District	No Nomination (ACP)	Ella J. Ingraham (R)	Christine W. Smith (D)
		716	1,209
Stafford 3rd District	No Nomination (ACP)	Ellen N. Moulton (R)	Edna K. Volz (D)
		599	614

VOTE FOR REGISTRARS OF VOTERS, NOVEMBER 3, 1992

Stamford	No Nomination (ACP)	Barbara A. McInerney (R)	Janet T. Weintraub (D)
		20,203	17,269
Sterling	No Nomination (ACP)	Loretta Y. Capobianco (R)	Beatrice C. Mortimer (D)
		436	513
Stonington 1st District	No Nomination (ACP)	Elizabeth J. Turek (R)	Teresa S. Grimes (D)
		774	734
Stonington 2nd District	No Nomination (ACP)	Nancy C. Williams (R)	Marjorie Donahue (D)
		1,108	1,784
Stonington 3rd District	No Nomination (ACP)	Patricia Whipple (R)	Gertrude Sullivan (D)
		441	251
Stonington 4th District	No Nomination (ACP)	Virginia K. Deisher (R)	Patricia Menno-Coveney (D)
		746	631
Stonington 5th District	No Nomination (ACP)	Barbara L. Read (R)	Margaret Woycik (D)
		444	322
Stratford	No Nomination (ACP)	Evelyn M. Brown (R)	Richard A. Miron (D)
		11,394	8,795

VOTE FOR REGISTRARS OF VOTERS, NOVEMBER 3, 1992

Thomaston	No Nomination (ACP)	Alice Didsbury (R)	Sandra Bruscino (D)
		1,474	1,817
Thompson	No Nomination (ACP)	Carl D. Eccleston (R)	James P. Kenney (D)
		1,494	1,773
Tolland	No Nomination (ACP)	Sheila L. Peterson (R)	Betty Jo Pakulis (D)
		2,506	2,133
Torrington	No Nomination (ACP)	Fred Bruni (R)	James E. Murphy (D)
		7,244	6,281
Trumbull	No Nomination (ACP)	Nancy A. Walsh (R)	Robert K. Marconi (D)
		10,805	4,850
Union	No Nomination (ACP)	Betty B. Vilandre (R)	Carol A. Bernier (D)
		228	96
Vernon	No Nomination (ACP)	Patricia A. Noblet (R)	Judith A. Beaudreau (D)
		5,163	5,452
Voluntown	No Nomination (ACP)	Beth A. LaFlesh (R)	Bridget T. Lee (D)
		390	373

VOTE FOR REGISTRARS OF VOTERS, NOVEMBER 3, 1992

Wallingford	No Nomination (ACP)	Marjorie N. Toth (R)	C. Mildred Reig (D)
		7,830	7,641
Warren	No Nomination (ACP)	Carol S. Haxo (R)	Vera M. T. Allen (D)
		382	172
Washington	No Nomination (ACP)	Lois A. Kramer (R)	Constance P. Kaylor (D)
		836	910
Waterbury	No Nomination (ACP)	Bettina G. Pugliese (R)	John J. Rock (D)
		14,649	15,764
Waterford	No Nomination (ACP)	Jane B. Coville (R)	Elizabeth B. Ritter (D)
		3,247	3,939
Watertown	No Nomination (ACP)	Alice J. Madeux (R)	Walter A. LeMay (D)
		4,835	3,983
Westbrook	No Nomination (ACP)	Lorraine M. Cenkus (R)	Patricia L. Moran (D)
		1,373	1,000
West Hartford	No Nomination (ACP)	Selma L. Kaufman (R)	Eileen S. Horan (D)
		11,331	17,099



VOTE FOR REGISTRARS OF VOTERS, NOVEMBER 3, 1992

West Haven	No Nomination (ACP)	JoAnn Callegari (R)	Emmett J. McDonough (D)
		7,823	10,368
Weston	No Nomination (ACP)	Eileen S. Buckley (R)	Rosemarie M. Finizio (D)
		2,829	1,734
Westport	No Nomination (ACP)	Mabel A. Johnson (R)	Thelma Ezzes (D)
		6,917	5,737
Wethersfield	Thomas P. Kalinowski, Jr. (ACP)	Mary-Ann E. McFarland (R)	Carmen A. Pace (D)
	1,681	6,371	5,205
Willington	No Nomination (ACP)	Vivian B. Gartner (R)	Kristine E. Lynes (D)
		987	1,136
Wilton	No Nomination (ACP)	Dita A. McGaughey (R)	Jennie Blickstein (D)
		5,214	2,497
Winchester	No Nomination (ACP)	Walter J. St. Onge, Jr. (R)	Elizabeth F. Cornelio (D)
		1,917	2,428
Windham	No Nomination (ACP)	Maria C. Naumec (R)	William J. Sayers, Jr. (D)
		2,637	3,971

VOLE FOR REGISTRARS OF VOTERS, NOVEMBER 3, 1992

Windsor	No Nomination (ACP)	Elizabeth H. Freed (R)	Sandra G. Suty (D)
		4,585	6,053
Woodbridge	No Nomination (ACP)	Joan P. Asprelli (R)	Eleanor S. Sheehy (D)
		2,002	2,072
Woodbury	No Nomination (ACP)	Shirlie F. Ireland (R)	Abby Richmond Grondona (D)
		2,522	1,398
Woodstock	No Nomination (ACP)	Christine C. Durst (R)	Nilda R. Bernard (D)
		1,788	987

SUMMARY OF VOTE FOR PROPOSED CONSTITUTIONAL AMENDMENTS  
NOVEMBER 3, 1992

CONGRESSIONAL DISTRICTS	1. Shall the constitution of the state be amended to authorize the enactment of legislation to make procedures for absentee admission as an elector available for all applicants?		2. Shall the constitution of the state be amended to impose a limit on state expenditures?	
	YES	NO	YES	NO
First	120,635	46,354	141,354	38,175
Second	121,441	45,535	141,863	35,151
Third	106,028	36,837	124,409	29,473
Fourth	103,260	34,225	117,517	30,137
Fifth	126,628	48,187	146,947	30,274
Sixth	130,038	49,747	157,778	32,420
<b>Totals</b>	<b>708,030</b>	<b>260,885</b>	<b>829,868</b>	<b>195,630</b>

VOTE FOR PROPOSED CONSTITUTIONAL AMENDMENTS  
NOVEMBER 3, 1992  
FIRST CONGRESSIONAL DISTRICT

TOWNS	1. Shall the constitution of the state be amended to authorize the enactment of legislation to make procedures for absentee admission as an elector available for all applicants?		2. Shall the constitution of the state be amended to impose a limit on state expenditures?	
	YES	NO	YES	NO
Andover	695	249	823	197
Berlin	4,221	1,934	5,617	1,164
Bloomfield	4,640	1,493	5,152	1,409
Bolton, part of	1,153	480	1,436	321
Cromwell	2,975	1,193	3,663	886
East Hampton	2,528	1,019	3,119	695
East Hartford	9,313	4,130	12,263	2,504
East Windsor	1,703	818	2,208	483
Glastonbury	9,811	3,143	11,220	2,485
Hartford	12,542	3,962	9,858	6,961
Hebron	2,296	660	2,631	506
Manchester	14,371	6,737	17,922	4,642
Marlborough	1,609	540	1,953	395
Newington	7,524	2,871	9,486	1,951
Portland	2,269	897	2,696	735
Rocky Hill	4,181	1,766	5,353	1,144
South Windsor	6,470	2,647	8,037	1,688
West Hartford	17,752	5,735	19,553	6,061
Wethersfield	7,366	3,043	9,272	2,024
Windsor	7,216	3,037	9,092	1,924
<b>Totals</b>	<b>120,635</b>	<b>46,354</b>	<b>141,354</b>	<b>38,175</b>

VOTE FOR PROPOSED CONSTITUTIONAL AMENDMENTS  
 NOVEMBER 3, 1992  
 SECOND CONGRESSIONAL DISTRICT

TOWNS	1. Shall the constitution of the state be amended to authorize the enactment of legislation to make procedures for absentee admission as an elector available for all applicants?		2. Shall the constitution of the state be amended to impose a limit on state expenditures?	
	YES	NO	YES	NO
Ashford	871	318	994	282
Bolton, part of	88	38	99	32
Bozrah	629	238	782	133
Brooklyn	1,333	518	1,605	345
Canterbury	899	434	1,181	243
Chaplin	508	180	565	157
Chester	867	288	958	266
Colchester	2,689	1,082	3,376	673
Columbia	1,456	507	1,728	360
Coventry	2,619	1,023	3,023	852
Deep River	956	369	1,163	241
Eastford	398	157	488	118
East Haddam	1,711	718	2,014	483
East Lyme	3,554	1,165	4,204	817
Ellington	3,831	1,269	4,057	815
Essex	1,608	521	1,691	462
Franklin	540	191	655	113
Griswold	1,817	637	2,147	424
Groton	7,801	3,017	9,357	2,051
Haddam	1,932	760	2,378	533
Hampton	421	110	409	130
Killingly	2,477	1,001	3,107	593
Lebanon	1,494	636	1,871	420
Ledyard	3,624	1,217	4,343	1,666
Lisbon	811	311	1,010	188
Lyme	651	180	680	170
Mansfield	4,589	1,255	3,800	2,327
Middletown	9,773	4,947	11,419	4,000
Montville	4,052	1,309	4,783	823
New London	4,258	1,400	4,826	1,183
North Stonington	1,267	481	1,494	364
Norwich	7,807	2,685	8,955	2,000
Old Lyme	1,733	657	2,040	493
Old Saybrook	2,661	983	3,170	704
Plainfield	3,098	987	3,756	632
Pomfret	698	283	816	194
Preston	1,040	304	1,208	230
Putnam	1,548	568	1,849	391
Salem	982	340	1,170	233
Scotland	329	128	399	88
Sprague	637	223	779	144
Stafford	2,011	927	2,676	545
Sterling	502	221	632	135
Stonington	4,384	1,663	4,948	1,197
Thompson	1,410	740	1,759	460
Tolland	3,291	1,378	4,060	955
Union	117	51	159	31
Vernon	6,823	2,613	8,361	1,965
Voluntown	372	169	480	99
Waterford	4,537	1,406	5,271	1,014
Westbrook	1,324	481	1,554	358
Willington	1,309	453	1,445	436
Windham	3,726	1,432	4,390	1,113
Woodstock	1,578	566	1,779	470
<b>Totals</b>	<b>121,441</b>	<b>45,535</b>	<b>141,863</b>	<b>35,151</b>

VOTE FOR PROPOSED CONSTITUTIONAL AMENDMENTS  
 NOVEMBER 3, 1992  
 THIRD CONGRESSIONAL DISTRICT

TOWNS	1. Shall the constitution of the state be amended to authorize the enactment of legislation to make procedures for absentee admission as an elector available for all applicants?		2. Shall the constitution of the state be amended to impose a limit on state expenditures?	
	YES	NO	YES	NO
Branford	6,394	2,217	7,480	1,697
Clinton	2,724	1,294	3,400	879
Durham	2,008	662	2,312	483
East Haven	3,809	1,647	5,498	839
Guilford	5,785	1,942	6,443	1,654
Hamden	10,975	3,600	12,696	3,025
Killingworth	1,406	661	1,845	404
Madison	4,787	1,775	5,878	1,153
Middlefield	1,080	394	1,264	308
Milford	11,458	3,988	13,951	2,497
New Haven	13,711	3,322	11,861	6,330
North Branford	2,858	1,101	3,694	702
North Haven	5,094	1,941	6,497	1,220
Orange	4,090	1,267	4,783	903
Stratford	11,262	4,212	13,470	3,161
Wallingford	8,685	3,310	11,038	2,027
West Haven	7,862	2,878	10,101	1,559
Woodbridge, part of	2,040	626	2,198	632
<b>Totals</b>	<b>106,028</b>	<b>36,837</b>	<b>124,409</b>	<b>29,473</b>

VOTE FOR PROPOSED CONSTITUTIONAL AMENDMENTS  
 NOVEMBER 3, 1992  
 FOURTH CONGRESSIONAL DISTRICT

TOWNS	1. Shall the constitution of the state be amended to authorize the enactment of legislation to make procedures for absentee admission as an elector available for all applicants?		2. Shall the constitution of the state be amended to impose a limit on state expenditures?	
	YES	NO	YES	NO
Bridgeport	12,081	4,324	14,329	3,040
Darien	5,205	1,686	5,909	1,329
Fairfield	15,235	4,395	17,188	3,788
Greenwich	13,476	4,578	14,401	5,254
Monroe, part of	4,031	1,427	4,986	879
New Canaan	5,379	1,656	6,152	1,432
Norwalk	13,628	4,730	16,210	3,808
Stamford	17,635	6,038	19,673	5,811
Trumbull	8,592	3,405	10,987	2,032
Westport	7,998	1,986	7,682	2,764
<b>Totals</b>	<b>103,260</b>	<b>34,225</b>	<b>117,517</b>	<b>30,137</b>

VOTE FOR PROPOSED CONSTITUTIONAL AMENDMENTS  
 NOVEMBER 3, 1992  
 FIFTH CONGRESSIONAL DISTRICT

TOWNS	1. Shall the constitution of the state be amended to authorize the enactment of legislation to make procedures for absentee admission as an elector available for all applicants?		2. Shall the constitution of the state be amended to impose a limit on state expenditures?	
	YES	NO	YES	NO
Ansonia	3,594	1,246	4,540	693
Beacon Falls	1,118	525	1,548	245
Bethany	1,511	516	1,703	415
Bethel	4,028	1,314	4,888	887
Brookfield	4,052	1,381	4,944	834
Cheshire	8,021	3,806	10,047	2,518
Danbury	17,734	4,699	10,974	3,710
Derby	1,892	704	2,495	373
Easton	1,710	748	2,162	457
Meriden	10,068	4,349	12,279	2,593
Middlebury	1,755	710	2,279	355
Monroe, part of	388	158	506	84
Naugatuck	6,232	2,509	8,446	1,028
New Fairfield	3,264	1,351	3,898	1,117
Newtown	5,766	2,390	6,978	1,833
Oxford	2,035	938	2,856	386
Prospect	2,059	1,244	2,841	616
Redding	2,347	771	2,657	634
Ridgefield	7,102	2,118	8,061	1,749
Seymour	3,128	1,307	4,283	563
Shelton	8,347	3,574	11,072	1,740
Southbury, part of	896	313	1,100	178
Waterbury	17,518	7,027	22,315	4,419
Weston	2,685	1,473	2,839	763
Wilton	5,519	1,467	6,063	1,340
Wolcott	3,325	1,428	4,635	597
Woodbridge, part of	534	121	538	147
<b>Totals</b>	<b>126,628</b>	<b>48,187</b>	<b>146,947</b>	<b>30,274</b>

VOTE FOR PROPOSED CONSTITUTIONAL AMENDMENTS  
 NOVEMBER 3, 1992  
 SIXTH CONGRESSIONAL DISTRICT

TOWNS	1. Shall the constitution of the state be amended to authorize the enactment of legislation to make procedures for absentee admission as an elector available for all applicants?		2. Shall the constitution of the state be amended to impose a limit on state expenditures?	
	YES	NO	YES	NO
Avon	4,470	1,397	5,209	1,081
Barkhamsted	913	373	1,123	255
Bethlehem	889	422	1,170	227
Bridgewater	553	222	649	163
Bristol	13,176	4,782	16,620	3,261
Burlington	2,054	676	2,474	466
Canaan	257	92	290	77
Canton	2,465	915	2,954	657
Colebrook	377	140	453	117
Cornwall	453	139	455	147
East Granby	1,200	367	1,419	260
Enfield	9,000	4,147	12,029	2,219
Farmington	6,203	2,326	7,525	1,674
Goshen	693	240	815	183
Granby	2,686	1,170	3,417	748
Hartland	461	206	590	131
Harwinton	1,426	563	1,794	334
Kent	760	271	891	215
Litchfield	2,144	882	2,596	629
Morris	550	238	690	145
New Britain	9,655	3,444	10,631	2,153
New Hartford	1,532	639	1,948	421
New Milford	5,087	1,790	6,299	1,187
Norfolk	442	186	520	137
North Canaan	705	322	915	185
Plainville	4,054	1,521	5,148	860
Plymouth	2,673	1,142	3,488	605
Roxbury	595	183	669	158
Salisbury	1,085	455	1,178	432
Sharon	612	263	710	211
Sherman	826	359	1,021	221
Simsbury	10,009	2,896	9,215	2,202
Somers	1,769	807	2,298	441
Southbury, part of	4,295	1,258	4,844	1,062
Southington	9,149	3,616	11,952	2,325
Suffield	3,381	1,376	4,165	817
Thomaston	1,580	712	2,118	352
Torrington	7,916	3,143	9,648	2,191
Warren	309	138	386	93
Washington	1,000	328	1,113	291
Watertown	5,097	2,194	6,772	998
Winchester	2,229	915	2,797	642
Windsor Locks	2,907	1,598	3,857	895
Woodbury	2,401	894	2,923	552
<b>Totals</b>	<b>130,038</b>	<b>49,747</b>	<b>157,778</b>	<b>32,420</b>

SUMMARY OF ELECTION DAY REGISTRATION, TURNOUT, AND ABSENTEE  
BALLOT STATISTICS, NOVEMBER 3, 1992

CONGRESSIONAL DISTRICTS	*Total number of names on official check list	*Total number checked as having voted	Percent-age checked as having voted	Number of absentee ballots received from town clerk	Number of absentee ballots rejected	Number of absentee ballots voted
First	336,201	273,124	81.2%	17,345	209	17,136
Second	317,053	270,787	85.4%	17,380	197	17,183
Third	345,160	278,755	80.8%	17,268	211	17,057
Fourth	316,333	265,655	84.0%	21,888	281	21,607
Fifth	318,813	273,700	85.8%	18,581	231	18,350
Sixth	327,943	283,588	86.5%	18,673	262	18,411
<b>Totals</b>	<b>1,961,503</b>	<b>1,645,609</b>	<b>83.9%</b>	<b>111,135</b>	<b>1,391</b>	<b>109,744</b>

\*Including "Presidential" and "Overseas" voters.

ELECTION DAY REGISTRATION, TURNOUT, AND ABSENTEE  
BALLOT STATISTICS, NOVEMBER 3, 1992  
FIRST CONGRESSIONAL DISTRICT

TOWNS	*Total number of names on official check list	*Total number checked as having voted	Percent-age checked as having voted	Number of absentee ballots received from town clerk	Number of absentee ballots rejected	Number of absentee ballots voted
Andover	1,806	1,598	88.5%	79	1	78
Berlin	11,379	10,376	91.2%	572	3	569
Bloomfield	13,081	10,844	82.9%	891	22	869
Bolton, part of	2,964	2,645	89.2%	133	2	131
Cromwell	8,010	7,143	89.2%	471	8	463
East Hampton	6,607	5,887	89.1%	274	1	273
East Hartford	27,746	23,826	85.9%	1,041	17	1,024
East Windsor	5,936	4,858	81.8%	238	9	229
Glastonbury	19,251	17,766	92.3%	1,452	10	1,442
Hartford	66,675	38,136	57.2%	1,730	33	1,697
Hebron	4,620	4,163	90.1%	243	8	235
Manchester	33,148	28,547	86.1%	1,612	13	1,599
Marlborough	3,647	3,250	89.1%	218	2	216
Newington	19,698	17,072	86.7%	971	7	964
Portland	6,072	5,193	85.5%	392	1	391
Rocky Hill	11,180	9,557	85.5%	566	8	558
South Windsor	14,478	13,313	92.0%	765	9	756
West Hartford	43,957	37,311	84.9%	3,642	28	3,614
Wethersfield	18,244	16,486	90.4%	973	15	958
Windsor	17,702	15,153	85.6%	1,082	12	1,070
<b>Totals</b>	<b>336,201</b>	<b>273,124</b>	<b>81.2%</b>	<b>17,345</b>	<b>209</b>	<b>17,136</b>

\*Including "Presidential" and "Overseas" voters.



ELECTION DAY REGISTRATION, TURNOUT, AND ABSENTEE  
BALLOT STATISTICS, NOVEMBER 3, 1992  
SECOND CONGRESSIONAL DISTRICT

TOWNS	*Total number of names on official check list	*Total number checked as having voted	Percent- age checked as having voted	Number of absentee ballots received from town clerk	Number of absentee ballots rejected	Number of absentee ballots voted
Ashford	2,484	2,067	83.2%	86	5	81
Bolton, part of	214	188	87.9%	9	0	9
Bozrah	1,478	1,335	90.3%	77	1	76
Brooklyn	3,771	3,312	87.8%	227	0	227
Canterbury	2,716	2,354	86.7%	121	0	121
Chaplin	1,240	1,083	87.3%	40	0	40
Chester	2,442	2,090	85.6%	179	4	175
Colchester	7,213	6,472	89.7%	321	2	319
Columbia	3,079	2,882	93.6%	160	2	158
Coventry	6,358	5,669	89.2%	316	2	314
Deep River	2,982	2,516	84.4%	183	3	180
Eastford	975	882	90.5%	51	5	46
East Haddam	4,689	3,992	85.1%	257	2	255
East Lyme	9,884	8,491	85.9%	715	4	711
Ellington	6,760	6,261	92.6%	361	0	361
Essex	4,365	3,804	87.1%	348	4	344
Franklin	1,256	1,149	91.5%	70	1	69
Griswold	5,340	4,458	83.5%	181	1	180
Groton	19,302	15,374	79.6%	1,263	3	1,260
Haddam	4,927	4,356	88.4%	278	0	278
Hampton	1,024	934	91.2%	57	3	54
Killingly	7,967	6,739	84.6%	346	4	342
Lebanon	4,007	3,539	88.3%	203	0	203
Ledyard	8,639	7,245	83.9%	666	12	654
Lisbon	2,370	2,064	87.1%	97	0	97
Lyme	1,537	1,251	81.4%	119	4	115
Mansfield	8,778	7,992	91.0%	546	1	545
Middletown	25,172	21,581	85.7%	1,225	13	1,212
Montville	9,220	8,287	89.9%	432	19	413
New London	13,683	9,989	73.0%	702	9	693
North Stonington	3,087	2,635	85.4%	124	0	124
Norwich	18,983	16,202	85.4%	899	8	891
Old Lyme	4,781	4,233	88.5%	331	3	328
Old Saybrook	7,057	6,018	85.3%	557	8	549
Plainfield	7,400	6,147	83.1%	295	13	282
Pomfret	2,027	1,847	91.1%	122	0	122
Preston	2,884	2,477	85.9%	178	1	177
Putnam	5,298	4,265	80.5%	331	7	324
Salem	2,258	1,968	87.2%	127	0	127
Scotland	856	759	88.7%	42	1	41
Sprague	1,847	1,598	86.5%	112	2	110
Stafford	6,935	6,076	87.6%	361	7	354
Sterling	1,547	1,208	78.1%	36	1	35
Stonington	11,648	9,669	83.0%	755	4	751
Thompson	5,166	4,564	88.3%	227	4	223
Tolland	7,512	6,451	85.9%	382	6	376
Union	446	399	89.5%	21	1	20
Vernon	16,830	15,097	89.7%	846	11	835
Voluntown	1,149	1,040	90.5%	40	0	40
Waterford	12,536	10,120	80.7%	738	4	734
Westbrook	3,689	3,258	88.3%	229	2	227
Willington	3,369	3,011	89.4%	132	1	131
Windham	11,741	9,713	82.7%	618	6	612
Woodstock	4,135	3,676	88.9%	241	3	238
<b>Totals</b>	<b>317,053</b>	<b>270,787</b>	<b>85.4%</b>	<b>17,380</b>	<b>197</b>	<b>17,183</b>

\*Including "Presidential" and "Overseas" voters.

ELECTION DAY REGISTRATION, TURNOUT, AND ABSENTEE  
BALLOT STATISTICS, NOVEMBER 3, 1992  
THIRD CONGRESSIONAL DISTRICT

TOWNS	*Total number of names on official check list	*Total number checked as having voted	Percent-age checked as having voted	Number of absentee ballots received from town clerk	Number of absentee ballots rejected	Number of absentee ballots voted
Branford	18,104	15,625	86.3%	994	21	973
Clinton	7,957	7,031	88.4%	439	4	435
Durham	3,867	3,513	90.8%	248	1	247
East Haven	16,098	13,864	86.1%	837	4	833
Guilford	13,618	11,836	86.9%	946	12	934
Hamden	35,697	29,086	81.5%	1,950	28	1,922
Killingworth	3,490	3,145	90.1%	236	4	232
Madison	11,501	10,103	87.8%	980	12	968
Middlefield	2,723	2,507	92.1%	139	0	139
Milford	33,079	27,173	82.1%	1,338	0	1,338
New Haven	71,716	46,020	64.2%	2,855	57	2,798
North Branford	9,082	7,220	79.5%	333	1	332
North Haven	15,590	13,707	87.9%	769	3	766
Orange	9,553	8,341	87.3%	690	17	673
Stratford	31,923	27,131	85.0%	1,352	18	1,334
Wallingford	25,400	22,205	87.4%	1,411	7	1,404
West Haven	31,242	26,122	83.6%	1,315	19	1,296
Woodbridge, part of	4,520	4,126	91.3%	436	3	433
<b>Totals</b>	<b>345,160</b>	<b>278,755</b>	<b>80.8%</b>	<b>17,268</b>	<b>211</b>	<b>17,057</b>

\*Including "Presidential" and "Overseas" voters.

ELECTION DAY REGISTRATION, TURNOUT, AND ABSENTEE  
BALLOT STATISTICS, NOVEMBER 3, 1992  
FOURTH CONGRESSIONAL DISTRICT

TOWNS	*Total number of names on official check list	*Total number checked as having voted	Percent-age checked as having voted	Number of absentee ballots received from town clerk	Number of absentee ballots rejected	Number of absentee ballots voted
Bridgeport	61,934	44,218	71.4%	2,463	78	2,385
Darien	12,286	11,133	90.6%	1,289	8	1,281
Fairfield	36,370	32,486	89.3%	2,777	15	2,762
Greenwich	37,437	32,769	87.5%	3,391	33	3,358
Monroe, part of	9,658	8,775	90.9%	670	5	665
New Canaan	12,267	11,317	92.3%	1,514	14	1,500
Norwalk	45,217	37,518	83.0%	2,176	33	2,143
Stamford	59,453	50,775	85.4%	3,867	65	3,802
Trumbull	23,487	20,288	86.4%	1,547	11	1,536
Westport	18,224	16,376	89.9%	2,194	19	2,175
<b>Totals</b>	<b>316,333</b>	<b>265,655</b>	<b>84.0%</b>	<b>21,888</b>	<b>281</b>	<b>21,607</b>

\*Including "Presidential" and "Overseas" voters.

ELECTION DAY REGISTRATION, TURNOUT, AND ABSENTEE  
BALLOT STATISTICS, NOVEMBER 3, 1992  
FIFTH CONGRESSIONAL DISTRICT

TOWNS	*Total number of names on official check list	*Total number checked as having voted	Percent-age checked as having voted	Number of absentee ballots received from town clerk	Number of absentee ballots rejected	Number of absentee ballots voted
Ansonia	11,255	8,813	78.3%	406	11	395
Beacon Falls	2,906	2,615	90.0%	118	2	116
Bethany	3,317	2,843	85.7%	171	0	171
Bethel	10,501	9,435	89.8%	644	10	634
Brookfield	9,689	8,486	87.6%	740	8	732
Cheshire	16,238	14,715	90.6%	1,274	14	1,260
Danbury	32,029	26,324	82.2%	1,658	11	1,647
Derby	6,816	5,845	85.8%	275	2	273
Easton	4,607	4,049	87.9%	408	4	404
Meriden	31,528	26,732	84.8%	1,326	23	1,303
Middlebury	4,227	3,845	91.0%	273	6	267
Monroe, part of	1,061	957	90.2%	70	0	70
Naugatuck	16,327	14,124	86.5%	732	13	719
New Fairfield	8,074	7,254	89.8%	586	8	578
Newtown	12,633	11,499	91.0%	999	10	989
Oxford	5,333	4,769	89.4%	214	5	209
Prospect	5,215	4,702	90.2%	224	4	220
Redding	5,490	4,960	90.3%	508	3	505
Ridgefield	14,976	13,408	89.5%	1,522	8	1,514
Seymour	8,960	7,746	86.5%	307	13	294
Shelton	22,170	19,605	88.4%	1,124	20	1,104
Southbury, part of	1,924	1,667	86.6%	141	3	138
Waterbury	56,498	44,578	78.9%	2,212	28	2,184
Weston	5,998	5,570	92.9%	832	8	824
Wilton	11,090	10,117	91.2%	1,326	13	1,313
Wolcott	8,817	8,004	90.8%	395	3	392
Woodbridge, part of	1,134	1,038	91.5%	96	1	95
<b>Totals</b>	<b>318,813</b>	<b>273,700</b>	<b>85.8%</b>	<b>18,581</b>	<b>231</b>	<b>18,350</b>

\*Including "Presidential" and "Overseas" voters.

ELECTION DAY REGISTRATION, TURNOUT, AND ABSENTEE  
BALLOT STATISTICS, NOVEMBER 3, 1992  
SIXTH CONGRESSIONAL DISTRICT

TOWNS	*Total number of names on official check list	*Total number checked as having voted	Percent- age checked as having voted	Number of absentee ballots received from town clerk	Number of absentee ballots rejected	Number of absentee ballots voted
Avon	9,777	9,176	93.9%	879	9	870
Barkhamsted	2,078	1,889	90.9%	103	0	103
Bethlehem	2,226	2,046	91.9%	122	0	122
Bridgewater	1,308	1,145	87.5%	115	0	115
Bristol	34,840	28,608	82.1%	1,610	19	1,591
Burlington	4,692	4,130	88.0%	232	0	232
Canaan	720	626	86.9%	64	47	17
Canton	5,589	5,168	92.5%	354	0	354
Colebrook	963	866	89.9%	60	1	59
Cornwall	960	901	93.9%	143	4	139
East Granby	2,936	2,610	88.9%	178	1	177
Enfield	27,333	22,377	81.9%	1,032	11	1,021
Farmington	14,102	12,459	88.3%	931	17	914
Goshen	1,652	1,455	88.1%	106	2	104
Granby	6,519	5,633	86.4%	431	7	424
Hartland	1,231	1,078	87.6%	43	1	42
Harwinton	3,421	3,079	90.0%	203	3	200
Kent	1,945	1,704	87.6%	224	3	221
Litchfield	5,599	4,767	85.1%	429	4	425
Morris	1,432	1,272	88.8%	83	4	79
New Britain	32,048	27,094	84.5%	1,265	11	1,254
New Hartford	3,892	3,481	89.4%	196	0	196
New Milford	13,419	11,836	88.2%	829	4	825
Norfolk	1,220	1,067	87.5%	137	4	133
North Canaan	1,938	1,659	85.6%	140	1	139
Plainville	9,909	8,830	89.1%	362	5	357
Plymouth	6,562	5,508	83.9%	222	4	218
Roxbury	1,347	1,196	88.8%	126	1	125
Salisbury	2,911	2,452	84.2%	349	2	347
Sharon	1,913	1,681	87.9%	193	5	188
Sherman	1,985	1,788	90.1%	212	3	209
Simsbury	15,598	13,921	89.2%	1,419	24	1,395
Somers	4,932	4,556	92.4%	346	12	334
Southbury, part of	9,388	8,119	86.5%	684	7	677
Southington	23,785	20,444	86.0%	1,061	8	1,053
Suffield	7,408	6,269	84.6%	439	6	433
Thomaston	4,502	3,941	87.5%	193	1	192
Torrington	19,609	17,273	88.1%	1,238	20	1,218
Warren	759	692	91.2%	47	0	47
Washington	2,472	2,169	87.7%	235	2	233
Watertown	12,998	11,250	86.6%	557	3	554
Winchester	6,694	5,582	83.4%	395	4	391
Windsor Locks	7,861	6,834	86.9%	346	0	346
Woodbury	5,470	4,957	90.6%	340	2	338
<b>Totals</b>	<b>327,943</b>	<b>283,588</b>	<b>86.5%</b>	<b>18,673</b>	<b>262</b>	<b>18,411</b>


\*Including "Presidential" and "Overseas" voters.

STATE OF CONNECTICUT  
OFFICE OF THE SECRETARY OF THE STATE


We, the undersigned, having canvassed the Returns of the Presiding Officers of the Electors' Meetings in the several towns of this State, hereby declare the following named persons to be chosen and appointed Electors of President and Vice President of the United States:

Joseph F. Ganin  
Frank L. Aieta  
Doris Sweetman  
Marion Newberg  
Norma Reyes  
Ron Williams  
Dorothy Goodwin  
Richard Brouillard


Dated in Hartford, Connecticut  
this twenty-fifth day of November  
Nineteen Hundred Ninety Two



Pauline R. Kezer  
Secretary of the State



Edward J. Forand, Jr.  
Deputy Treasurer



William E. Curry, Jr.  
Comptroller


STATE OF CONNECTICUT  
OFFICE OF THE SECRETARY OF THE STATE

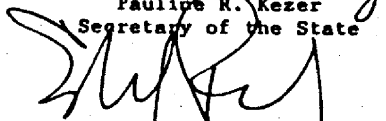
We, the undersigned, having canvassed the Returns of  
the Presiding Officers of the Electors' Meetings in the  
several towns of this State, hereby declare


Christopher J. Dodd

elected UNITED STATES SENATOR in the Congress of  
the United States for the term of six years from 12:00 noon  
on the 3rd day of January, Nineteen Hundred Ninety Three.

Dated in Hartford, Connecticut  
this twenty-fifth day of November  
Nineteen Hundred Ninety Two

  
Pauline R. Kezer  
Secretary of the State

  
Edward J. Forand, Jr.  
Deputy Treasurer


  
William E. Curry, Jr.  
Comptroller


STATE OF CONNECTICUT  
OFFICE OF THE SECRETARY OF THE STATE

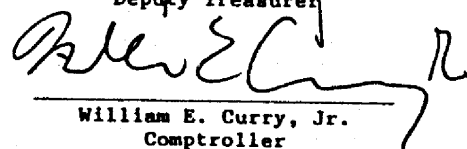
We, the undersigned, having canvassed the Returns of the Presiding Officers of the Electors' Meetings in the towns comprising the several Congressional Districts of this State, hereby declare the following named persons elected REPRESENTATIVES in the ONE HUNDRED THIRD CONGRESS of the United States for the term of two years from 12:00 noon on the 3rd day of January, Nineteen Hundred Ninety Three:

<u>DISTRICT NUMBER</u>	<u>NAME</u>
1	Barbara Bailey Kennelly
2	Sam Gejdenson
3	Rosa L. DeLauro
4	Christopher Shays
5	Gary A. Franks
6	Nancy L. Johnson

Dated in Hartford, Connecticut  
this twenty-fifth day of November  
Nineteen Hundred Ninety Two

  
Pauline R. Rezer  
Secretary of the State

  
Edward J. Forand, Jr.  
Deputy Treasurer

  
William E. Curry, Jr.  
Comptroller


STATE OF CONNECTICUT

OFFICE OF THE SECRETARY OF THE STATE

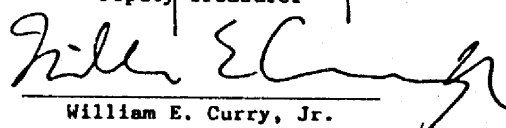
We, the undersigned, having canvassed the Returns of the Presiding Officers of the Electors' Meetings in the towns comprising the different Senatorial Districts of this State, hereby declare the following named persons elected STATE SENATORS for the term of two years from the Wednesday following the first Monday of January, Nineteen Hundred Ninety Three:

<u>DISTRICT NUMBER</u>	<u>NAME</u>	<u>DISTRICT NUMBER</u>	<u>NAME</u>
1	William A. DiBella	19	Kenneth L. Przybyz
2	Thirman Milner	20	Melodie Peters
3	John B. Larson	21	George L. Gunther
4	Michael P. Meotti	22	Lee Scarpetti
5	Kevin Sullivan	23	Alvin W. Penn
6	Joseph H. Harper, Jr.	24	James H. Maloney
7	Con O'Leary	25	Robert L. Genuario
8	James T. Fleming	26	Judith G. Freedman
9	Richard J. Balducci	27	George C. Jepsen
10	Toni Harp	28	Fred H. Lovegrove, Jr.
11	Martin M. Looney	29	Kevin P. Johnston
12	William A. Aniskovich	30	M. Adela Eads
13	Amelia P. Mustone	31	Tom Colapietro
14	Win Smith, Jr.	32	Louis C. DeLuca
15	Thomas F. Upson	33	Eileen M. Daily
16	Stephen Somma	34	Philip S. Robertson
17	Joe Crisco	35	Tony Guglielmo
18	Cathy Welles Cook	36	William H. Nickerson

Dated in Hartford, Connecticut  
this twenty-fifth day of November  
Nineteen Hundred Ninety Two

  
Pauline R. Kezer  
Secretary of the State

  
Edward J. Forand, Jr.  
Deputy Treasurer

  
William E. Curry, Jr.  
Comptroller



STATE OF CONNECTICUT  
OFFICE OF THE SECRETARY OF THE STATE

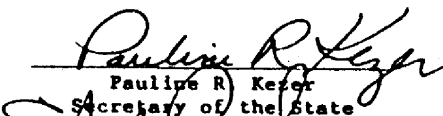
We, the undersigned, having canvassed the Returns of the Presiding Officers of the Electors' Meetings in the towns comprising the different Assembly Districts of this State, hereby declare the following named persons elected STATE REPRESENTATIVES for the term of two years from the Wednesday following the first Monday of January, Nineteen Hundred Ninety Three:


<u>DISTRICT NUMBER</u>	<u>NAME</u>	<u>DISTRICT NUMBER</u>	<u>NAME</u>
1	Eric D. Coleman	28	Robert G. Gilligan
2	Thomas D. Ritter	29	Richard D. Tulisano
3	Juan A. Figueroa	30	Ann P. Dandrow
4	Edwin E. Garcia	31	Robert D. Bowden
5	Marie Lopez Kirkley-Bey	32	Jim O'Rourke
6	John W. Fonfara	33	Joseph C. Serra
7	Annette Wheeler Carter	34	Terry Concannon
8	Patrick J. Flaherty	35	Sidney J. Holbrook
9	Paul R. Munns	36	Alan Kyle
10	Melody A. Currey	37	Gary Orefice
11	Gary D. LeBeau	38	Andrea Stillman
12	James R. McCavanagh	39	Wade A. Hyslop, Jr.
13	John W. Thompson	40	Nancy A. DeMarinis
14	Kevin F. Rennie	41	Lenny T. Winkler
15	Mary U. Eberle	42	Mary K. McGrattan
16	Paul J. Knierim	43	Robert R. Simmons
17	Jessie G. Stratton	44	Michael A. Caron
18	Miles S. Rapoport	45	Steven Mikutel
19	Robert Farr	46	Peter Nystrom
20	Richard T. Mulready	47	Barry Kolar
21	William L. Wollenberg	48	Andrew McCall Norton
22	Eugene J. Millerick	49	John J. Lescoe
23	Theresa B. Gerratana	50	Jefferson B. Davis
24	Dave Pudlin	51	Douglas Cutler, Jr.
25	Raymond M. H. Joyce	52	John D. Mordasky
26	Stan Krawiec	53	Nancy Wyman
27	Dom Mazzoccoli	54	Jonathan Pelto

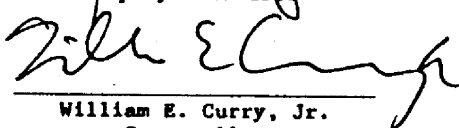
<u>DISTRICT NUMBER</u>	<u>NAME</u>	<u>DISTRICT NUMBER</u>	<u>NAME</u>
55	Pamela Z. Sawyer	89	David Oliver Thorp
56	Joseph D. Courtney	90	Mary Fritz
57	Edward C. Graziani	91	Peter F. Villano
58	Frederick A. Gelsi	92	Patricia A. Dillon
59	Stephen Jarmoc	93	Howard C. Scipio
60	Carl Schiessi	94	William R. Dyson
61	Ruth C. Fahrback	95	Andrea Jackson-Brooks
62	Richard F. Ferrari	96	Cameron Staples
63	F. Philip Prelli	97	Chris DePino
64	Mary Ann O'Sullivan	98	Janet C. Foss
65	Brian E. Mattiello	99	Michael P. Lawlor
66	Robert A. Maddox, Jr.	100	Susan Bysiewicz
67	Jeanne W. Garvey	101	Peter Metz
68	Brian J. Flaherty	102	Dominic A. Buonocore
69	Arthur J. O'Neill	103	Lucien A. DiMeo
70	Timothy D. Barth	104	Vincent J. Tonucci
71	Donald J. Davino	105	John W. Betkoski III
72	Reginald G. Beamon	106	Julia B. Wasserman
73	Joan V. Hartley	107	M. Jodi Rell
74	Michael J. Jarjura	108	Norma Gyle
75	Thomas F. Conway	109	Donald W. Boughton
76	John E. Piscopo	110	Bob Godfrey
77	James E. White	111	Barbara M. Ireland
78	Edward C. Krawiecki, Jr.	112	William Varese
79	Kosta Diamantis	113	Richard O. Belden
80	Dennis H. Cleary	114	Ellen Scalettar
81	Angelo M. Fusco	115	Stephen D. Dargan
82	Thomas S. Luby	116	Louis P. Esposito, Jr.
83	James A. Tavegia	117	Ray Collins
84	Christopher G. Donovan	118	James A. Amann
85	Mary M. Mushinsky	119	Richard Roy
86	Robert M. Ward	120	J. Vincent Chase
87	Curtis D. Andrews, Jr.	121	Terrance E. Backer
88	Nancy Beals	122	Lawrence G. Miller

<u>DISTRICT NUMBER</u>	<u>NAME</u>	<u>DISTRICT NUMBER</u>	<u>NAME</u>
123	Dale W. Radcliffe	138	Mark Nielsen
124	Ernest E. Newton II	139	Kevin Ryan
125	Robert T. Keeley, Jr.	140	Douglas C. Mintz
126	Christopher L. Caruso	141	Reginald L. Jones
127	Jacqueline M. Cocco	142	Lawrence F. Cafero, Jr.
128	Edna I. Garcia	143	Leslie T. Young
129	Lee A. Samowitz	144	John Wayne Fox
130	Americo L. Santiago	145	Christel H. Truglia
131	Ronald S. San Angelo	146	Moira K. Lyons
132	John G. Metsopoulos	147	Michael Fedele
133	Gene Gavin	148	Anne B. McDonald
134	Daniel F. Caruso	149	Janet K. Lockton
135	John E. Stripp	150	Marilyn Hess
136	Jo Fuchs	151	Claudia M. Powers
137	Alex Knopp		

Dated in Hartford, Connecticut  
this twenty-fifth day of November  
Nineteen Hundred Ninety Two

  
Pauline R. Kefer  
Secretary of the State

  
Edward J. Forand, Jr.  
Deputy Treasurer


  
William E. Curry, Jr.  
Comptroller

STATE OF CONNECTICUT  
OFFICE OF THE SECRETARY OF THE STATE

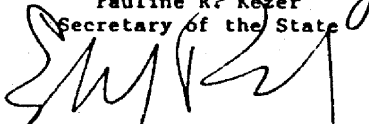
We, the undersigned, having canvassed the Returns of the Presiding Officers of the Electors' Meetings in the several towns of this State, hereby declare that a majority of the electors present and voting on the following proposed AMENDMENTS TO THE CONSTITUTION OF THE STATE OF CONNECTICUT approved the same; and that such proposed amendments are therefore valid to all intents and purposes as a part of the CONSTITUTION OF THE STATE OF CONNECTICUT, in accordance with ARTICLE SIXTH OF THE AMENDMENTS thereto:

1. Shall the constitution of the state be amended to authorize the enactment of legislation to make procedures for absentee admission as an elector available for all applicants?
2. Shall the constitution of the state be amended to impose a limit on state expenditures?

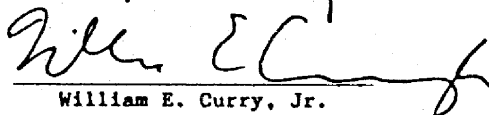
Dated in Hartford, Connecticut  
this twenty-fifth day of November  
Nineteen Hundred Ninety Two



Pauline R. Kezer  
Secretary of the State



Edward J. Forand, Jr.  
Deputy Treasurer



William E. Curry, Jr.  
Comptroller

**Back of Pamphlet Intentionally Left Blank**

**End of File**