

STATE OF CONNECTICUT
SECRETARY OF THE STATE

STATEMENT OF VOTE
GENERAL ELECTION
NOVEMBER 8, 1994

TABULATED FROM RETURNS AS RECORDED BY THE MODERATORS
AND FILED WITH THE OFFICE OF THE SECRETARY OF THE STATE

PRINTED IN COMPLIANCE WITH STATUTE
HARTFORD

Prepared and Paid for by the
SECRETARY OF THE STATE

Pauline R. Kezer
Secretary of the State

Ed-512-94

TABLE OF CONTENTS

	Pages
Vote for State Officers	5 - 24
Vote for Representatives in Congress	25 - 29
Vote for State Senators	30 - 38
Vote for State Representative	39 - 61
Vote for Sheriffs	62 - 66
Vote for Judges of Probate	67 - 86
Vote for Registrars of Voters	87 - 103
Election Day Registration, Turnout, and Absentee Ballot Statistics	104 - 109
Board of Canvassers' Certifications	110 - 125

PARTY DESIGNATIONS

A Connecticut Party	(ACP)
Republican	(R)
Democratic	(D)
Concerned Citizens	(CC)
Independent	(I)
Libertarian	(L)
Tax the Rich	(ITR)
Independence	(IND)
Natural Law	(NL)

SUMMARY OF VOTE FOR GOVERNOR AND LIEUTENANT GOVERNOR
NOVEMBER 8, 1994

CONGRESSIONAL DISTRICTS	Eunice Strong Groark and Audrey Rowe (ACP)	John G. Rowland and M. Jodi Rell (R)	Bill Curry and Joseph P. Ganim (D)	Joseph A. Zdonczyk and Robert B. Ratchford (CC)	Tom Scott and Glen R. O'Keefe (IND)
First	48,404	44,513	72,671	1,529	32,264
Second	51,606	53,539	61,749	1,288	24,685
Third	30,285	71,813	69,910	1,904	16,520
Fourth	22,731	80,661	53,561	1,433	4,955
Fifth	21,660	98,555	54,554	2,003	16,422
Sixth	41,899	66,120	62,688	1,850	35,282
Totals	216,585	415,201	375,133	10,007	130,128

Plurality: 40,068

Total write-in votes for registered write-in candidates: John Frank Demko and Albert Rich, 1; Robert S. Loomis and Carl E. Vassar, 29.

VOTE FOR GOVERNOR AND LIEUTENANT GOVERNOR, NOVEMBER 8, 1994

FIRST CONGRESSIONAL DISTRICT

TOWNS	Eunice Strong Groark and Audrey Rowe (ACP)	John G. Rowland and M. Jodi Rell (R)	Bill Curry and Joseph P. Ganim (D)	Joseph A. Zdonczyk and Robert B. Ratchford (CC)	Tom Scott and Glen R. O'Keefe (IND)
Andover	281	294	365	8	283
Berlin	1,569	2,045	2,604	71	1,982
Bloomfield	2,444	1,181	3,769	75	648
Bolton, part of	526	560	578	8	398
Cromwell	1,281	1,285	1,745	23	1,077
East Hampton	1,033	1,079	1,299	32	1,047
East Hartford	3,159	3,431	6,434	176	3,722
East Windsor	631	851	1,151	24	792
Glastonbury	4,304	4,213	3,555	57	1,786
Hartford	4,161	2,438	12,349	372	1,621
Hebron	825	853	936	22	548
Manchester	4,897	4,678	6,811	183	4,013
Marlborough	609	666	738	13	510
Newington	2,774	2,777	4,708	33	2,899
Portland	929	895	1,303	34	792
Rocky Hill	1,492	1,808	2,493	47	1,314
South Windsor	2,187	2,936	3,148	26	1,974
West Hartford	9,578	6,439	10,275	176	2,737
Wethersfield	3,137	3,578	4,272	86	2,213
Windsor	2,587	2,506	4,138	63	1,908
Totals	48,404	44,513	72,671	1,529	32,264

VOTE FOR GOVERNOR AND LIEUTENANT GOVERNOR, NOVEMBER 8, 1994

SECOND CONGRESSIONAL DISTRICT

TOWNS	Eunice Strong Groark and Audrey Rowe (ACP)	John G. Rowland and M. Jodi Rell (R)	Bill Curry and Joseph P. Ganim (D)	Joseph A. Zdonczyk and Robert B. Ratchford (CC)	Tom Scott and Glen R. O'Keefe (IND)
Ashford	303	365	693	15	262
Bolton, part of	37	28	45	0	27
Bozrah	265	307	348	13	202
Brooklyn	543	721	672	14	243
Canterbury	440	596	448	9	253
Chaplin	172	205	285	3	122
Chester	545	396	490	9	83
Colchester	1,144	1,288	1,419	25	935
Columbia	591	547	787	21	323
Coventry	941	958	1,544	26	807
Deep River	533	588	643	12	208
Eastford	149	239	205	3	80
East Haddam	770	832	841	17	619
East Lyme	2,470	1,840	1,415	35	439
Ellington	844	1,289	1,338	22	1,055
Essex	1,013	925	673	15	232
Franklin	262	233	280	11	102
Griswold	651	822	1,115	29	459
Groton	3,500	3,042	2,479	37	828
Haddam	852	949	1,052	12	634
Hampton	180	169	259	5	84
Killingly	903	1,468	1,385	33	519
Lebanon	595	790	828	22	493
Ledyard	1,687	1,898	1,046	26	432
Lisbon	341	404	478	16	197
Lyme	434	349	215	3	103
Mansfield	1,288	901	2,638	36	396
Middletown	3,241	2,894	5,857	111	2,451
Montville	1,548	1,674	1,702	45	686
New London	2,040	1,400	2,152	61	329
North Stonington	579	722	450	6	173
Norwich	3,440	2,774	4,260	36	1,460
Old Lyme	1,362	1,066	753	13	261
Old Saybrook	1,392	1,570	1,141	25	373
Plainfield	926	1,175	1,399	30	573
Pomfret	335	563	395	11	162
Preston	531	599	495	10	230
Putnam	683	888	1,078	34	302
Salem	459	461	404	10	206
Scotland	137	143	192	3	118
Sprague	265	292	394	17	218
Stafford	756	1,129	1,563	50	712
Sterling	147	280	192	2	126
Stonington	2,465	2,079	1,808	59	416
Thompson	493	1,135	1,123	37	269
Tolland	1,030	1,404	1,465	24	1,011
Union	60	89	100	2	58
Vernon	2,219	2,626	3,414	80	2,242
Voluntown	167	264	237	6	91
Waterford	2,677	2,413	2,085	46	517
Westbrook	645	891	645	20	217
Willington	459	532	766	12	423*
Windham	1,482	1,311	3,300	58	656
Woodstock	615	1,016	758	11	268
Totals	51,606	53,539	61,749	1,288	24,685

*Willington: O'Keefe - 422

VOTE FOR GOVERNOR AND LIEUTENANT GOVERNOR, NOVEMBER 8, 1994

THIRD CONGRESSIONAL DISTRICT

TOWNS	Eunice Strong Groark and Audrey Rowe (ACP)	John G. Rowland and M. Jodi Rell (R)	Bill Curry and Joseph P. Ganim (D)	Joseph A. Zdonczyk and Robert B. Ratchford (CC)	Tom Scott and Glen R. O'Keefe (IND)
Branford	2,282	4,238	3,769	65	762
Clinton	1,150	1,810	1,268	28	478
Durham	658	826	740	15	455
East Haven	1,085	3,773	3,607	98	792
Guilford	1,918	3,320	2,643	40	568
Hamden	3,783	6,953	7,842	155	1,467
Killingworth	644	796	643	14	316
Madison	1,887	3,099	1,694	32	476
Middlefield	439	516	664	10	357
Milford	2,178	8,306	5,366	86	2,695
New Haven	3,523	5,129	15,936	699	1,016
North Branford	808	2,171	1,405	40	487
North Haven	1,612	4,543*	3,118	68	853
Orange	897	3,288	1,782	35	390
Stratford	1,648	9,708	6,158	170	1,391
Wallingford	3,000	5,565	5,045	120	2,230
West Haven	2,137	6,388	7,182	221	1,669
Woodbridge, part of	636	1,384	1,048	8	118
Totals	30,285	71,813	69,910	1,904	16,520

*North Haven: Rell - 4,542

VOTE FOR GOVERNOR AND LIEUTENANT GOVERNOR, NOVEMBER 8, 1994

FOURTH CONGRESSIONAL DISTRICT

TOWNS	Eunice Strong Groark and Audrey Rowe (ACP)	John G. Rowland and M. Jodi Rell (R)	Bill Curry and Joseph P. Ganim (D)	Joseph A. Zdonczyk and Robert B. Ratchford (CC)	Tom Scott and Glen R. O'Keefe (IND)
Bridgeport	1,837	10,748	12,390	561	788
Darien	1,263	4,608	1,168	18	123
Fairfield	2,670	11,086	6,774	172	835
Greenwich	5,059	9,918	4,449	113	445
Monroe, part of	500	3,629	1,391	36	323
New Canaan	1,562	4,071	1,169	16	162
Norwalk	2,531	10,733	8,504	161	672
Stamford	4,617	12,182	10,315	228	758
Trumbull	1,209	8,731	3,673	86	663
Westport	1,483	4,955	3,728	42	186
Totals	22,731	80,661	53,561	1,433	4,955

VOTE FOR GOVERNOR AND LIEUTENANT GOVERNOR, NOVEMBER 8, 1994

FIFTH CONGRESSIONAL DISTRICT

TOWNS	Eunice Strong Groark and Audrey Rowe (ACP)	John G. Rowland and M. Jodi Rell (R)	Bill Curry and Joseph P. Ganim (D)	Joseph A. Zdonczyk and Robert B. Ratchford (CC)	Tom Scott and Glen R. O'Keefe (IND)
Ansonia	695	3,025	2,028	59	505
Beacon Falls	186	1,046	474	9	194
Bethany	331	1,075	672	9	174
Bethel	671	3,683	1,942	53	322
Brookfield	471	3,134	1,409	37	213
Cheshire	2,137	4,885	2,947	54	1,266
Danbury	1,802	8,214	6,107	146	775
Derby	436	1,904	1,295	58	291
Easton	290	1,913	725	12	107
Meriden	3,396	5,234	6,141	193	3,151
Middlebury	261	1,943	658	31	258
Monroe, part of	66	420	178	6	45
Naugatuck	858	5,305	2,529	102	1,186
New Fairfield	485	2,640	1,195	42	253
Newtown	1,119	4,302	2,124	61	418
Oxford	312	2,042	800	17	314
Prospect	291	2,174	781	31	530
Redding	419	1,817	1,000	13	103
Ridgefield	1,284	4,882	2,491	45	321
Seymour	566	3,239	1,413	45	454
Shelton	1,268	8,521	3,129	101	1,109
Southbury, part of	133	783	250	8	94
Waterbury	2,190	16,865	9,820	782	3,082
Weston	444	1,952	1,120	4	72
Wilton	897	3,748	1,679	12	136
Wolcott	506	3,445	1,396	71	1,011
Woodbridge, part of	146	364	251	2	38
Totals	21,660	98,555	54,554	2,003	16,422

VOTE FOR GOVERNOR AND LIEUTENANT GOVERNOR, NOVEMBER 8, 1994

SIXTH CONGRESSIONAL DISTRICT

TOWNS	Eunice Strong Groark and Audrey Rowe (ACP)	John G. Rowland and M. Jodi Rell (R)	Bill Curry and Joseph P. Ganim (D)	Joseph A. Zdonczyk and Robert B. Ratchford (CC)	Tom Scott and Glen R. O'Keefe (IND)
Avon	2,306	2,187	1,569	34	786
Barkhamsted	386	412	355	4	286
Bethlehem	203	781	384	14	205
Bridgewater	111	409	240	5	44
Bristol	4,119	4,725	7,376	224	4,055
Burlington	747	890	836	26	668
Canaan	120	162	130	1	47
Canton	1,398	986	929	18	599
Colebrook	120	189	204	5	138
Cornwall	205	209	233	3	61**
East Granby	573	592	499	16	293
Enfield	2,581	3,758	4,942	194	3,620
Farmington	2,556	2,676	2,888	53	1,377
Goshen	222	495	272	5	188
Granby	1,245	1,292	933	19	653
Hartland	158	311	152	9	188
Harwinton	479	786	585	18	502
Kent	175	569	394	5	60
Litchfield	717	1,409	962	23	481
Morris	161	421	268	13	133
New Britain	2,903	3,652	8,111	266	3,815
New Hartford	686	769	699	10	500
New Milford	1,060	3,980	2,099	69	484
Norfolk	232	210	248	3	80
North Canaan	206	493	278	10	102
Plainville	1,217	1,429	2,280	66	1,768
Plymouth	673	1,159	1,213	59	871
Roxbury	118	459	249	7	56
Salisbury	652	566	512	5	79
Sharon	272	503	326	5	55
Sherman	209	656	333	6	49
Simsbury	3,811	3,517	2,236	73	1,176
Somers	623	1,149	946	21	709
Southbury, part of	820	3,340	1,822	45	379
Southington	2,910	4,318*	4,610	107	3,310
Suffield	1,102	1,501	1,244	33	862
Thomaston	319	1,354	753	28	428
Torrington	2,096	3,832	4,152	149	2,656
Warren	99	252	139	3	34
Washington	322	716	447	14	120
Watertown	845	4,658*	2,034	63	1,021**
Winchester	779	1,113	1,210	34	908
Windsor Locks	866	1,201	1,614	64	1,124
Woodbury	497	2,034	982	21	312
Totals	41,899	66,120	62,688	1,850	35,282

* Southington: Rell - 4,317; Watertown: Rell - 4,659

** Cornwall: O'Keefe - 60; Watertown: O'Keefe - 1,020

SUMMARY OF VOTE FOR UNITED STATES SENATOR

NOVEMBER 8, 1994

CONGRESSIONAL DISTRICTS	Joe Lieberman (ACP)	Jerry Labriola (R)	Joe Lieberman (D)	Gary R. Garneau (CC)
First	48,630	50,154	84,528	4,387
Second	58,461	45,299	77,285	3,905
Third	44,699	48,394	80,556	2,892
Fourth	31,041	56,451	63,144	1,892
Fifth	41,965	70,417	66,535	3,296
Sixth	55,253	64,118	71,745	4,617
Totals	280,049	334,833	443,793	20,989

Total votes cast for Joe Lieberman (ACP) plus (D) equals: 723,842

Plurality: 389,009

Total write-in votes for registered write-in candidates: Edward J. Arrowsmith, 11; Clarisse DiCandia, 6; Wildey J. Moore, 86.

VOTE FOR UNITED STATES SENATOR, NOVEMBER 8, 1994

FIRST CONGRESSIONAL DISTRICT

TOWNS	Joe Lieberman (ACP)	Jerry Labriola (R)	Joe Lieberman (D)	Gary R. Garneau (CC)
Andover	356	366	420	37
Berlin	2,188	2,416	2,937	154
Bloomfield	2,180	1,449	3,749	147
Bolton, part of	679	648	586	45
Cromwell	1,588	1,485	1,981	112
East Hampton	1,309	1,235	1,546	152
East Hartford	4,369	3,757	7,130	488
East Windsor	906	970	1,250	119
Glastonbury	4,728	4,086	4,323	186
Hartford	3,820	2,665	11,652	575
Hebron	1,046	866	1,101	44
Manchester	5,874	5,325	7,813	519
Marlborough	792	753	846	45
Newington*		3,795	8,838	319
Portland	1,225	1,036	1,372	87
Rocky Hill	1,922	1,995	2,661	138
South Windsor*		2,890	6,951	310
West Hartford	8,779	7,797	10,621	429
Wethersfield	3,610	3,853	4,448	229
Windsor	3,259	2,767	4,303	252
Totals	48,630	50,154	84,528	4,387

Total votes cast for Joe Lieberman (ACP) plus (D) equals: 133,158

*Newington and South Windsor: Lieberman (ACP) and (D) votes combined are listed in (D) column.

VOTE FOR UNITED STATES SENATOR, NOVEMBER 8, 1994

SECOND CONGRESSIONAL DISTRICT

TOWNS	Joe Lieberman (ACP)	Jerry Labriola (R)	Joe Lieberman (D)	Gary R. Garneau (CC)
Ashford	384	436	681	49
Bolton, part of	47	32	49	5
Bozrah	380	248	448	33
Brooklyn	672	594	792	43
Canterbury	557	495	596	33
Chaplin	199	216	294	20
Chester	574	369	579	28
Colchester	1,547	1,250	1,760	84
Columbia	692	615	803	53
Coventry	1,077	1,176	1,715	83
Deep River	638	511	719	29
Eastford	154	257	226	14
East Haddam	939	905	1,008	73
East Lyme	2,643	1,276	2,011	87
Ellington	1,283	1,370	1,565	119
Essex	1,082	830	841	64
Franklin	306	179	345	14
Griswold	928	551	1,290	82
Groton	4,141	2,002	3,273	146
Haddam	1,016	1,005	1,267	68
Hampton	173	199	267	16
Killingly	1,238	1,105	1,680	105
Lebanon	752	799	980	70
Ledyard	2,050	1,235	1,633	75
Lisbon	520	252	568	42
Lyme	470	317	272	16
Mansfield	1,265	1,089	2,471	103
Middletown	3,506	3,311	6,402	316
Montville	2,281	1,036	1,997	118
New London	2,099	951	2,564	120
North Stonington	755	467	615	31
Norwich*		1,746	9,848	226
Old Lyme	1,390	878	993	60
Old Saybrook	1,676	1,317	1,246	72
Plainfield	1,413	765	1,616	104
Pomfret	370	522	508	26
Preston	720	368	676	36
Putnam	762	767	1,265	83
Salem	631	339	478	31
Scotland	161	164	213	12
Sprague	405	211	486	41
Stafford	1,206	1,105	1,843	96
Sterling	226	221	244	22
Stonington	2,764	1,385	2,274	115
Thompson	667	911	1,284	94
Tolland	1,500	1,475	1,722	90
Union	78	100	107	9
Vernon	3,049	2,646	4,163	235
Voluntown	247	177	289	11
Waterford	3,085	1,528	2,746	95
Westbrook	784	711	786	35
Willington	630	645	790	40
Windham	1,697	1,288	3,077	170
Woodstock	632	952	920	63
Totals	58,461	45,299	77,285	3,905

Total votes cast for Joe Lieberman (ACP) plus (D) equals: 135,746

*Norwich: Lieberman (ACP) and (D) votes combined are listed in (D) column.

VOTE FOR UNITED STATES SENATOR, NOVEMBER 8, 1994

THIRD CONGRESSIONAL DISTRICT

TOWNS	Joe Lieberman (ACP)	Jerry Labriola (R)	Joe Lieberman (D)	Gary R. Garneau (CC)
Branford	3,217	2,735	4,347	123
Clinton	1,546	1,252	1,661	58
Durham	781	797	938	35
East Haven	2,056	2,322	4,292	128
Guilford	2,545	2,250	3,258	91
Hamden	4,919	4,734	8,897	235
Killingworth	846	679	756	34
Madison	2,361	2,459	2,041	87
Middlefield	473	583	763	44
Milford	4,416	5,167	7,427	253
New Haven	3,728	3,352	14,786	751
North Branford	1,406	1,416	1,753	55
North Haven	2,419	3,302	3,664	104
Orange	1,541	2,289	2,230	45
Stratford	3,352	6,205	8,137	276
Wallingford	4,473	4,104	6,265	244
West Haven	3,719	3,847	8,100	315
Woodbridge, part of	901	901	1,241	14
Totals	44,699	48,394	80,556	2,892

Total votes cast for Joe Lieberman (ACP) plus (D) equals: 125,255

VOTE FOR UNITED STATES SENATOR, NOVEMBER 8, 1994

FOURTH CONGRESSIONAL DISTRICT

TOWNS	Joe Lieberman (ACP)	Jerry Labriola (R)	Joe Lieberman (D)	Gary R. Garneau (CC)
Bridgeport	2,781	6,506	13,431	575
Darien	1,622	3,550	1,676	50
Fairfield	4,349	7,526	8,307	225
Greenwich	4,574	8,441	5,438	201
Monroe, part of	1,253	2,250	2,043	65
New Canaan	1,556	3,262	1,597	43
Norwalk	3,500	7,934	9,514	256
Stamford	6,347	7,976	11,774	322
Trumbull	2,851	5,520	5,108	98
Westport	2,208	3,486	4,256	57
Totals	31,041	56,451	63,144	1,892

Total votes cast for Joe Lieberman (ACP) plus (D) equals: 94,185

VOTE FOR UNITED STATES SENATOR, NOVEMBER 8, 1994

FIFTH CONGRESSIONAL DISTRICT

TOWNS	Joe Lieberman (ACP)	Jerry Labriola (R)	Joe Lieberman (D)	Gary R. Garneau (CC)
Ansonia	1,659	1,670	2,473	106
Beacon Falls	401	795	597	26
Bethany	541	740	746	26
Bethel	1,574	2,297	2,337	93
Brookfield	1,121	2,273	1,781	65
Cheshire	3,340	3,552	3,801	143
Danbury	3,413	5,065	6,940	226
Derby	1,024	1,102	1,568	72
Easton	549	1,372	952	25
Meriden	4,822	4,252	7,408	398
Middlebury	586	1,553	792	46
Monroe, part of	131	272	251	15
Naugatuck	1,951	4,743	2,670	165
New Fairfield	1,004	1,900	1,456	83
Newtown	2,175	2,714	2,679	111
Oxford	846	1,346	1,078	52
Prospect	771	1,744	974	59
Redding	655	1,389	1,149	29
Ridgefield	2,007	3,730	2,892	99
Seymour	1,455	1,941	1,816	82
Shelton	3,219	5,024	5,013	244
Southbury, part of	264	593	346	16
Waterbury	4,953	12,924	11,305	935
Weston	748	1,407	1,327	26
Wilton	1,157	3,134	1,994	40
Wolcott	1,391	2,625	1,893	109
Woodbridge, part of	208	260	297	5
Totals	41,965	70,417	66,535	3,296

Total votes cast for Joe Lieberman (ACP) plus (D) equals: 108,500

VOTE FOR UNITED STATES SENATOR, NOVEMBER 8, 1994

SIXTH CONGRESSIONAL DISTRICT

TOWNS	Joe Lieberman (ACP)	Jerry Labriola (R)	Joe Lieberman (D)	Gary R. Garneau (CC)
Avon	2,228	2,501	1,784	76
Barkhamsted	427	498	420	26
Bethlehem	348	669	468	37
Bridgewater	185	312	265	10
Bristol	5,208	5,158	8,257	550
Burlington	947	1,028	1,008	68
Canaan	147	134	139	6
Canton	1,296	1,250	1,127	79
Colebrook	176	193	235	16
Cornwall	223	192	238	8
East Granby	599	633	598	40
Enfield	4,505	3,593	5,616	478
Farmington	2,780	3,075	3,014	187
Goshen	311	447	355	19
Granby	1,327	1,467	1,094	75
Hartland	230	331	188	28
Harwinton	590	866	748	67
Kent	254	451	435	12
Litchfield	938	1,290	1,129	84
Morris	236	357	311	23
New Britain	3,585	4,222	8,197	520
New Hartford	756	954	789	34
New Milford	1,901	2,761	2,562	143
Norfolk	193	260	271	15
North Canaan	292	375	319	25
Plainville	1,814	1,692	2,614	177
Plymouth	980	1,212	1,471	119
Roxbury	202	346	298	18
Salisbury	596	508	589	13
Sharon	289	415	368	18
Sherman	300	493	394	17
Simsbury	3,777	3,732	2,844	144
Somers	936	1,118	1,176	94
Southbury, part of	1,276	2,704	2,057	79
Southington	4,559	4,247	5,386	277
Suffield	1,483	1,563	1,299	113
Thomaston	630	1,095	957	60
Torrington	3,171	3,691	4,951	324
Warren	128	206	165	3
Washington	464	529	501	30
Watertown	1,729	3,591	2,613	173
Winchester	1,062	1,153	1,478	118
Windsor Locks	1,313	1,174	1,904	163
Woodbury	862	1,632	1,113	51
Totals	55,253	64,118	71,745	4,617

Total votes cast for Joe Lieberman (ACP) plus (D) equals: 126,998

SUMMARY OF VOTE FOR SECRETARY OF THE STATE AND TREASURER

NOVEMBER 8, 1994

CONGRESSIONAL DISTRICTS	SECRETARY OF THE STATE			TREASURER			
	Miles S. Rapoport (ACP)	Andrea Scott (R)	Miles S. Rapoport (D)	Joseph M. Suggs, Jr. (ACP)	Chris Burnham (R)	Joseph M. Suggs, Jr. (D)	Christopher C. Hebert (CC)
First	29,825	71,342	73,830	24,412	81,641	64,206	4,867
Second	26,839	77,275	64,057	23,214	84,182	57,074	5,332
Third	16,489	76,075	66,796	16,068	76,915	63,715	3,059
Fourth	10,564	80,516	48,868	9,302	84,781	45,849	1,940
Fifth	16,603	95,427	52,670	14,747	100,513	47,935	3,573
Sixth	27,295	91,123	60,159	22,483	98,168	52,258	5,436
Totals	127,615	491,758	366,380	110,226	526,200	331,037	24,207

Total votes cast for Miles S. Rapoport (ACP) plus (D) equals: 493,995 Plurality: 2,237

Total votes cast for Joseph M. Suggs, Jr. (ACP) plus (D) equals: 441,263 Plurality: 84,937

Total write-in votes for registered write-in candidates for Secretary of the State: Janice K. Loomis, 41; Abraham Ziskis, 13.

VOTE FOR SECRETARY OF THE STATE AND TREASURER, NOVEMBER 8, 1994

FIRST CONGRESSIONAL DISTRICT

TOWNS	SECRETARY OF THE STATE			TREASURER			
	Miles S. Rapoport (ACP)	Andrea Scott (R)	Miles S. Rapoport (D)	Joseph M. Suggs, Jr. (ACP)	Chris Burnham (R)	Joseph M. Suggs, Jr. (D)	Christopher C. Hebert (CC)
Andover	223	520	342	180	561	319	45
Berlin	1,184	3,080	2,542	892	3,716	2,036	163
Bloomfield	1,495	2,221	3,337	1,554	2,444	3,359	106
Bolton, part of	419	882	510	310	1,074	412	40
Cromwell	866	2,208	1,656	786	2,364	1,497	118
East Hampton	753	1,865	1,287	598	2,155	1,084	109
East Hartford	2,624	5,300	6,225	2,030	6,613	5,222	423
East Windsor	489	1,355	1,163	338	1,631	953	109
Glastonbury	2,386	6,509	3,466	1,917	7,374	2,903	208
Hartford	2,586	4,019	10,784	2,927	3,377	10,827	407
Hebron	544	1,343	911	462	1,541	755	72
Manchester	3,443	7,530	7,072	2,613	8,855	6,023	628
Marlborough	414	1,059	741	341	1,205	636	61
Newington*		5,787	6,724		6,278	5,532	657
Portland	778	1,451	1,189	643	1,675	1,014	83
Rocky Hill	1,217	2,661	2,230	956	3,032	1,986	136
South Windsor*		4,870	4,899		5,652	3,628	562
West Hartford	6,045	9,858	11,010	4,350	11,808	9,276	428
Wethersfield	2,321	4,889	3,976	1,756	5,796	3,326	265
Windsor	2,038	3,935	3,766	1,759	4,490	3,418	247
Totals	29,825	71,342	73,830	24,412	81,641	64,206	4,867

Total votes cast for Miles S. Rapoport (ACP) plus (D) equals: 103,655

Total votes cast for Joseph M. Suggs, Jr. (ACP) plus (D) equals: 88,618

*Newington and South Windsor - Rapoport (ACP) and (D) votes combined and listed in (D) column.

*Newington and South Windsor - Suggs (ACP) and (D) votes combined and listed in (D) column.

VOTE FOR SECRETARY OF THE STATE AND TREASURER, NOVEMBER 8, 1994

SECOND CONGRESSIONAL DISTRICT

TOWNS	SECRETARY OF THE STATE			TREASURER			
	Miles S. Rapoport (ACP)	Andrea Scott (R)	Miles S. Rapoport (D)	Joseph M. Suggs, Jr. (ACP)	Chris Burnham (R)	Joseph M. Suggs, Jr. (D)	Christopher C. Hebert (CC)
Ashford	192	663	624	171	690	571	56
Bolton, part of	24	53	45	13	66	36	10
Bozrah	182	442	368	155	466	330	44
Brooklyn	317	942	680	265	1,037	574	70
Canterbury	243	835	471	179	964	377	50
Chaplin	108	313	250	82	364	207	26
Chester	306	589	505	263	683	461	29
Colchester	679	2,084	1,461	601	2,309	1,256	164
Columbia	369	807	796	278	1,053	615	60
Coventry	541	1,640	1,624	446	1,865	1,387	111
Deep River	290	812	652	235	894	592	38
Eastford	77	359	194	66	373	182	6
East Haddam	456	1,358	874	393	1,465	781	84
East Lyme	1,162	2,562	1,591	1,043	2,773	1,480	106
Ellington	617	1,963	1,363	481	2,230	1,069	163
Essex	543	1,327	713	458	1,437	653	47
Franklin	134	344	280	118	384	241	23
Griswold	324	1,154	1,141	301	1,197	1,013	131
Groton	1,793	4,067	2,503	1,726	4,188	2,339	244
Haddam	513	1,528	1,088	429	1,740	901	99
Hampton	98	292	250	84	330	223	13
Killingly	557	1,870	1,366	444	1,971	1,256	131
Lebanon	374	1,173	868	272	1,327	716	96
Ledyard	705	2,479	1,229	656	2,615	1,097	114
Lisbon	200	540	497	174	560	446	61
Lyme	243	519	241	199	575	213	17
Mansfield	786	1,397	2,546	584	1,788	2,245	91
Middletown	1,631	4,714	5,838	1,401	5,232	5,297	325
Montville	968	2,190	1,598	913	2,273	1,446	142
New London	875	1,897	2,128	873	1,926	2,086	153
North Stonington	301	922	438	262	958	397	39
Norwich		4,733	6,535		4,608	5,969	667
Old Lyme	681	1,553	779	606	1,678	740	43
Old Saybrook	724	2,072	1,104	694	2,789	939	78
Plainfield	599	1,561	1,270	533	1,623	1,201	130
Pomfret	163	761	430	129	777	417	43
Preston	246	834	488	239	853	443	46
Putnam	379	1,146	1,135	310	1,193	1,062	89
Salem	286	658	382	246	730	329	47
Scotland	85	251	186	81	266	159	19
Sprague	166	460	444	135	497	395	48
Stafford	539	1,970	1,413	522	1,847	1,305	139
Sterling	97	351	200	82	374	186	20
Stonington	1,306	2,706	1,865	1,234	2,748	1,791	135
Thompson	335	1,273	1,141	257	1,309	1,043	142
Tolland	756	2,185	1,499	600	2,583	1,139	93
Union	36	154	84	28	155	78	10
Vernon	1,464	4,209	3,608	1,078	4,984	2,934	343
Voluntown	95	330	233	93	306	216	27
Waterford	1,268	3,060	2,179	1,222	3,168	2,014	138
Westbrook	375	1,120	604	317	1,239	526	56
Willington	375	909	681	267	1,066	555	64
Windham	941	1,856	2,762	711	2,315	2,406	143
Woodstock	315	1,288	813	265	1,341	740	69
Totals	26,839	77,275	64,057	23,214	84,182	57,074	5,332

Total votes cast for Miles S. Rapoport (ACP) plus (D) equals: 90,896

Total votes cast for Joseph M. Suggs, Jr. (ACP) plus (D) equals: 80,288

*Norwich - Rapoport (ACP) and (D) votes combined and listed in (D) column.

*Norwich - Suggs (ACP) and (D) votes combined and listed in (D) column.

VOTE FOR SECRETARY OF THE STATE AND TREASURER, NOVEMBER 8, 1994
THIRD CONGRESSIONAL DISTRICT

TOWNS	SECRETARY OF THE STATE			TREASURER			
	Miles S. Rapoport (ACP)	Andrea Scott (R)	Miles S. Rapoport (D)	Joseph M. Suggs, Jr. (ACP)	Chris Burnham (R)	Joseph M. Suggs, Jr. (D)	Christopher C. Hebert (CC)
Branford	1,282	4,469	3,690	1,212	4,687	3,460	135
Clinton	616	2,119	1,335	519	2,376	1,152	93
Durham	340	1,219	864	298	1,359	729	26
East Haven	659	3,425	3,506	670	3,490	3,311	147
Guilford	964	3,783	2,736	951	3,797	2,643	128
Hamden	2,060	7,087	7,534	1,989	7,308	7,164	270
Killingworth	393	1,077	640	335	1,153	557	54
Madison	1,091	3,640	1,586	966	3,743	1,447	119
Middlefield	225	763	738	192	856	645	37
Milford	1,248	8,913	5,410	1,266	8,838	5,179	348
New Haven	1,516	5,496	13,825	1,747	4,615	13,804	403
North Branford	466	2,388	1,289	466	2,398	1,227	92
North Haven	826	4,933	2,888	890	4,962	2,682	144
Orange	538	3,219	1,887	467	3,423	1,669	66
Stratford	922	9,577	5,678	923	9,531	5,486	296
Wallingford	1,767	6,622	5,041	1,624	6,957	4,862	304
West Haven	1,197	6,003	7,036	1,215	6,005	6,669	374
Woodbridge, part of	379	1,342	1,113	338	1,417	1,029	23
Totals	16,489	76,075	66,796	16,068	76,915	63,715	3,059

Total votes cast for Miles S. Rapoport (ACP) plus (D) equals: 83,285

Total votes cast for Joseph M. Suggs, Jr. (ACP) plus (D) equals: 79,783

VOTE FOR SECRETARY OF THE STATE AND TREASURER, NOVEMBER 8, 1994

FOURTH CONGRESSIONAL DISTRICT

TOWNS	SECRETARY OF THE STATE			TREASURER			
	Miles S. Rapoport (ACP)	Andrea Scott (R)	Miles S. Rapoport (D)	Joseph M. Suggs, Jr. (ACP)	Chris Burnham (R)	Joseph M. Suggs, Jr. (D)	Christopher C. Hebert (CC)
Bridgeport	1,134	8,743	10,936	1,170	8,454	11,134	389
Darien	483	4,818	1,062	373	5,111	941	58
Fairfield	1,322	11,254	6,128	1,197	11,584	5,758	249
Greenwich	1,780	11,109	4,293	1,531	11,745	3,818	215
Monroe, part of	292	3,490	1,339	270	3,576	1,245	74
New Canaan	548	4,667	1,128	501	4,748	1,069	63
Norwalk	1,229	11,236	7,515	1,208	11,136	7,474	262
Stamford	2,306	11,827	9,545	1,719	14,596	8,021	408
Trumbull	751	8,145	3,492	726	8,327	3,235	137
Westport	719	5,227	3,430	607	5,504	3,154	85
Totals	10,564	80,516	48,868	9,302	84,781	45,849	1,940

Total votes cast for Miles S. Rapoport (ACP) plus (D) equals: 59,432

Total votes cast for Joseph M. Suggs, Jr. (ACP) plus (D) equals: 55,151

VOTE FOR SECRETARY OF THE STATE AND TREASURER, NOVEMBER 8, 1994

FIFTH CONGRESSIONAL DISTRICT

TOWNS	SECRETARY OF THE STATE			TREASURER			
	Miles S. Rapoport (ACP)	Andrea Scott (R)	Miles S. Rapoport (D)	Joseph M. Suggs, Jr. (ACP)	Chris Burnham (R)	Joseph M. Suggs, Jr. (D)	Christopher C. Hebert (CC)
Ansonia	515	2,623	1,955	653	2,659	1,869	120
Beacon Falls	167	965	494	162	972	454	54
Bethany	243	1,165	603	237	1,167	569	38
Bethel	573	3,461	1,795	460	3,633	1,642	147
Brookfield	395	3,234	1,343	355	3,393	1,193	62
Cheshire	1,399	5,439	2,989	1,198	5,987	2,599	176
Danbury	1,400	7,369	5,577	1,119	7,966	5,127	253
Derby	429	1,603	1,187	402	1,654	1,105	119
Easton	181	1,857	704	175	1,861	670	43
Meriden	1,955	6,720	6,254	1,796	7,416	5,573	436
Middlebury	265	1,854	597	220	1,930	533	43
Monroe, part of	45	394	187	39	410	166	12
Naugatuck	893	4,828	2,402	773	5,087	2,134	219
New Fairfield	395	2,557	1,150	281	2,709	1,007	108
Newtown	893	4,157	1,978	744	4,451	1,746	147
Oxford	244	1,989	764	253	2,034	706	55
Prospect	349	2,103	784	276	2,195	702	55
Redding	260	1,855	907	233	1,875	868	45
Ridgefield	798	5,129	2,155	676	5,376	1,943	107
Seymour	498	2,776	1,370	476	2,929	1,231	104
Shelton	841	8,111	3,077	838	8,247	2,916	238
Southbury, part of	57	389	146	85	820	217	21
Waterbury	2,387	14,988	9,923	2,094	15,621	8,950	725
Weston	238	2,041	1,074	197	2,102	991	31
Wilton	463	4,028	1,606	401	4,119	1,501	42
Wolcott	613	3,416	1,408	514	3,509	1,300	166
Woodbridge, part of	107	376	241	90	391	223	7
Totals	16,603	95,427	52,670	14,747	100,513	47,935	3,573

Total votes cast for Miles S. Rapoport (ACP) plus (D) equals: 69,273

Total votes cast for Joseph M. Suggs, Jr. (ACP) plus (D) equals: 62,682

VOTE FOR SECRETARY OF THE STATE AND TREASURER, NOVEMBER 8, 1994

SIXTH CONGRESSIONAL DISTRICT

TOWNS	SECRETARY OF THE STATE			TREASURER			
	Miles S. Rapoport (ACP)	Andrea Scott (R)	Miles S. Rapoport (D)	Joseph M. Suggs, Jr. (ACP)	Chris Burnham (R)	Joseph M. Suggs, Jr. (D)	Christopher C. Hebert (CC)
Avon	1,441	3,243	1,539	1,074	3,701	1,377	70
Barkhamsted	257	663	356	214	717	323	31
Bethlehem	144	874	389	128	888	355	49
Bridgewater	62	431	211	56	452	199	9
Bristol	2,660	7,510	7,186	2,260	8,373	6,154	619
Burlington	515	1,423	886	440	1,557	723	97
Canaan	63	198	121	55	207	110	0
Canton	869	1,672	956	683	1,876	861	84
Colebrook	70	290	192	60	306	167	25
Cornwall	161	269	215	142	274	205	20
East Granby	330	919	471	284	987	440	37
Enfield	1,872	5,769	4,705	1,487	6,469	3,879	587
Farmington	1,479	4,022	2,982	1,164	4,606	2,511	185
Goshen	133	622	285	115	682	225	21
Granby	731	2,042	900	610	2,216	783	92
Hartland	99	467	163	97	489	129	20
Harwinton	326	1,186	570	250	1,243	515	97
Kent	102	612	370	92	639	329	23
Litchfield	438	1,829	911	390	1,904	794	63
Morris	89	532	238	93	541	208	25
New Britain	1,765	5,646	7,407	1,447	6,003	6,370	522
New Hartford	463	1,239	630	404	1,345	555	59
New Milford	668	4,115	1,833	553	4,362	1,636	168
Norfolk	113	331	237	96	356	218	13
North Canaan	124	547	254	103	576	229	26
Plainville	945	2,458	2,165	688	2,806	1,899	220
Plymouth	477	1,699	1,234	427	1,834	1,059	141
Roxbury	102	485	237	82	492	222	17
Salisbury	327	709	545	289	770	509	11
Sharon	157	543	332	127	579	304	18
Sherman	113	709	315	95	726	307	16
Simsbury	2,099	5,399	2,367	1,713	5,946	2,080	179
Somers	462	1,668	945	344	1,807	811	100
Southbury, part of	566	3,901	1,789	469	3,588	1,588	106
Southington	2,065	6,574	4,303	1,778	7,150	3,726	369
Suffield	728	2,239	1,119	644	2,430	905	112
Thomaston	286	1,424	751	226	1,549	662	73
Torrington	1,609	5,421	3,780	1,223	5,885	3,305	419
Warren	61	296	136	52	301	128	8
Washington	207	778	404	175	799	385	30
Watertown	633	4,714	1,986	594	4,813	1,811	176
Winchester	490	1,729	1,179	439	1,754	1,052	175
Windsor Locks	627	1,764	1,666	515	1,912	1,408	262
Woodbury	367	2,162	899	306	2,258	802	62
Totals	27,295	91,123	60,159	22,483	98,168	52,258	5,436

Total votes cast for Miles S. Rapoport (ACP) plus (D) equals: 87,454

Total votes cast for Joseph M. Suggs, Jr. (ACP) plus (D) equals: 74,741

SUMMARY OF VOTE FOR COMPTROLLER AND ATTORNEY GENERAL

NOVEMBER 8, 1994

CONGRESSIONAL DISTRICTS	COMPTROLLER			ATTORNEY GENERAL		
	Nancy Wyman (ACP)	Gene Gavin (R)	Nancy Wyman (D)	Richard Blumenthal (ACP)	Richard E. Arnold (R)	Richard Blumenthal (D)
First	30,922	63,690	75,456	47,719	43,800	89,124
Second	34,927	63,637	69,599	46,514	51,402	76,847
Third	19,558	66,284	69,235	32,134	54,146	79,371
Fourth	11,716	76,220	50,342	23,032	61,584	61,948
Fifth	19,175	89,313	54,738	33,877	72,024	65,339
Sixth	30,778	80,329	63,263	49,603	61,671	73,805
Totals	147,076	439,473	382,633	232,879	344,627	446,434

Total votes cast for Nancy Wyman (ACP) plus (D) equals: 529,709 Plurality: 90,236

Total votes cast for Richard Blumenthal (ACP) plus (D) equals: 679,313 Plurality: 334,686

Total write-in votes for registered write-in candidate for Attorney General Howard A. Grayson, Jr.: 36.

VOTE FOR COMPTROLLER AND ATTORNEY GENERAL, NOVEMBER 8, 1994

FIRST CONGRESSIONAL DISTRICT

TOWNS	COMPTROLLER			ATTORNEY GENERAL		
	Nancy Wyman (ACP)	Gene Gavin (R)	Nancy Wyman (D)	Richard Blumenthal (ACP)	Richard E. Arnold (R)	Richard Blumenthal (D)
Andover	273	409	400	345	339	436
Berlin	1,227	2,813	2,531	2,075	2,027	3,077
Bloomfield	1,504	1,852	3,446	2,236	1,168	3,859
Bolton, part of	523	760	505	697	584	602
Cromwell	1,046	1,850	1,781	1,579	1,362	1,991
East Hampton	861	1,580	1,395	1,204	1,244	1,624
East Hartford	2,887	4,561	6,461	4,348	3,314	7,251
East Windsor	533	1,219	1,232	798	983	1,338
Glastonbury	2,512	6,086	3,512	4,665	3,716	4,539
Hartford	2,798	2,689	10,887	3,857	2,060	11,706
Hebron	672	1,130	963	978	833	1,097
Manchester	3,740	6,757	7,342	5,452	4,968	8,298
Marlborough	484	916	796	745	684	907
Newington*		5,210	7,220		3,038	9,778
Portland	881	1,206	1,238	1,195	917	1,400
Rocky Hill	1,233	2,451	2,293	1,807	1,813	2,680
South Windsor*		4,529	5,114		2,729	7,328
West Hartford	5,325	9,557	10,467	8,652	6,311	12,129
Wethersfield	2,373	4,625	3,945	3,878	3,210	4,677
Windsor	2,050	3,490	3,928	3,208	2,500	4,407
Totals	30,922	63,690	75,456	47,719	43,800	89,124

Total votes cast for Nancy Wyman (ACP) plus (D) equals: 106,378

Total votes cast for Richard Blumenthal (ACP) plus (D) equals: 136,843

*Newington and South Windsor - Wyman (ACP) and (D) votes combined and listed in (D) column.

*Newington and South Windsor - Blumenthal (ACP) and (D) votes combined and listed in (D) column.

VOTE FOR COMPTROLLER AND ATTORNEY GENERAL, NOVEMBER 8, 1994

SECOND CONGRESSIONAL DISTRICT

TOWNS	COMPTROLLER			ATTORNEY GENERAL		
	Nancy Wyman (ACP)	Gene Gavin (R)	Nancy Wyman (D)	Richard Blumenthal (ACP)	Richard E. Arnold (R)	Richard Blumenthal (D)
Ashford	355	487	700	345	454	718
Bolton, part of	32	42	52	39	28	61
Bozrah	210	367	391	291	323	412
Brooklyn	432	774	736	567	670	780
Canterbury	333	698	511	420	618	554
Chaplin	145	258	267	169	222	285
Chester	388	477	551	490	384	603
Colchester	882	1,688	1,580	1,291	1,310	1,808
Columbia	487	666	834	626	515	912
Coventry	774	1,305	1,769	947	1,123	1,828
Deep River	367	673	692	473	568	779
Eastford	118	303	222	138	286	220
East Haddam	559	1,145	950	796	940	1,059
East Lyme	1,384	2,174	1,714	1,914	1,734	1,910
Ellington	920	1,599	1,505	1,142	1,313	1,625
Essex	644	1,186	757	882	956	844
Franklin	181	272	300	255	236	323
Griswold	494	1,370	1,217	666	754	1,302
Groton	2,174	3,385	2,693	2,986	2,822	2,949
Haddam	635	1,276	1,176	912	1,015	1,313
Hampton	140	224	278	168	203	277
Killingly	730	1,533	1,503	1,046	1,249	1,688
Lebanon	497	954	950	671	817	1,013
Ledyard	875	2,155	1,331	1,512	1,630	1,559
Lisbon	237	405	548	351	324	593
Lyme	257	494	248	365	403	257
Mansfield	980	1,157	2,641	1,150	986	2,723
Middletown	1,961	3,846	6,093	2,981	3,034	6,715
Montville	1,213	1,679	1,737	1,749	1,388	1,872
New London	962	1,620	2,198	1,491	1,219	2,366
North Stonington	390	751	499	553	611	581
Norwich*		3,858	7,364		2,382	9,221
Old Lyme	751	1,395	859	1,111	1,104	955
Old Saybrook	893	1,918	1,061	1,401	1,474	1,235
Plainfield	854	1,136	1,458	1,103	955	1,557
Pomfret	233	627	492	245	612	519
Preston	347	650	534	573	475	621
Putnam	497	899	1,251	605	815	1,304
Salem	371	531	409	500	446	440
Scotland	122	181	207	138	188	201
Sprague	219	365	465	286	272	527
Stafford	897	1,255	1,748	1,041	1,126	1,822
Sterling	150	281	222	158	278	242
Stonington	1,587	2,172	2,063	1,920	1,937	2,200
Thompson	421	1,075	1,237	481	971	1,293
Tolland	1,301	1,841	1,615	1,342	1,476	1,744
Union	57	124	101	54	119	101
Vernon	2,104	3,347	4,013	2,561	2,679	4,642
Voluntown	136	239	263	155	238	287
Waterford	1,472	2,574	2,247	2,204	2,035	2,538
Westbrook	437	1,006	659	650	802	732
Willington	582	698	796	596	616	809
Windham	1,292	1,405	3,011	1,487	1,204	3,066
Woodstock	448	1,097	881	517	1,063	862
Totals	34,927	63,637	69,599	46,514	51,402	76,847

Total votes cast for Nancy Wyman (ACP) plus (D) equals: 104,526

Total votes cast for Richard Blumenthal (ACP) plus (D) equals: 123,361

*Norwich - Wyman (ACP) and (D) votes combined and listed in (D) column.

*Norwich - Blumenthal (ACP) and (D) votes combined and listed in (D) column.

VOTE FOR COMPTROLLER AND ATTORNEY GENERAL, NOVEMBER 8, 1994
THIRD CONGRESSIONAL DISTRICT

TOWNS	COMPTROLLER			ATTORNEY GENERAL		
	Nancy Wyman (ACP)	Gene Gavin (R)	Nancy Wyman (D)	Richard Blumenthal (ACP)	Richard E. Arnold (R)	Richard Blumenthal (D)
Branford	1,587	4,041	3,814	2,262	3,376	4,214
Clinton	830	1,904	1,435	1,141	1,468	1,666
Durham	374	1,084	888	563	862	1,040
East Haven	795	3,093	3,581	1,224	2,612	4,071
Guilford	1,176	3,319	2,868	1,763	2,776	3,210
Hamden	2,198	6,223	7,766	3,756	4,898	8,758
Killingworth	481	862	682	693	739	770
Madison	1,193	3,301	1,707	1,760	2,809	1,978
Middlefield	286	639	763	403	527	852
Milford	1,772	7,729	5,896	3,083	6,291	7,011
New Haven	1,712	3,834	14,047	2,577	3,287	15,001
North Branford	589	2,005	1,309	1,016	1,664	1,662
North Haven	1,038	4,348	3,055	1,769	3,573	3,558
Orange	535	3,139	1,858	977	2,691	2,169
Stratford	1,170	8,443	6,060	2,541	6,871	7,538
Wallingford	2,097	5,690	5,297	3,536	4,378	6,659
West Haven	1,355	5,293	7,133	2,444	4,258	7,981
Woodbridge, part of	370	1,337	1,076	626	1,066	1,233
Totals	19,558	66,284	69,235	32,134	54,146	79,371

Total votes cast for Nancy Wyman (ACP) plus (D) equals: 88,793

Total votes cast for Richard Blumenthal (ACP) plus (D) equals: 111,505

VOTE FOR COMPTROLLER AND ATTORNEY GENERAL, NOVEMBER 8, 1994

FOURTH CONGRESSIONAL DISTRICT

TOWNS	COMPTROLLER			ATTORNEY GENERAL		
	Nancy Wyman (ACP)	Gene Gavin (R)	Nancy Wyman (D)	Richard Blumenthal (ACP)	Richard E. Arnold (R)	Richard Blumenthal (D)
Bridgeport	1,189	7,627	11,498	2,269	6,394	12,986
Darien	565	4,582	1,143	1,282	3,768	1,671
Fairfield	1,374	11,032	6,176	2,965	8,474	8,040
Greenwich	1,998	10,584	4,409	3,374	9,102	5,404
Monroe, part of	358	3,259	1,435	842	2,561	1,950
New Canaan	635	4,491	1,201	985	4,094	1,425
Norwalk	1,532	10,257	7,943	2,471	9,107	8,910
Stamford	2,537	10,674	9,921	5,380	7,949	12,605
Trumbull	914	7,600	3,674	2,038	5,998	4,877
Westport	614	6,114	2,942	1,426	4,137	4,080
Totals	11,716	76,220	50,342	23,032	61,584	61,948

Total votes cast for Nancy Wyman (ACP) plus (D) equals: 62,058

Total votes cast for Richard Blumenthal (ACP) plus (D) equals: 84,980

VOTE FOR COMPTROLLER AND ATTORNEY GENERAL, NOVEMBER 8, 1994

FIFTH CONGRESSIONAL DISTRICT

TOWNS	COMPTROLLER			ATTORNEY GENERAL		
	Nancy Wyman (ACP)	Gene Gavin (R)	Nancy Wyman (D)	Richard Blumenthal (ACP)	Richard E. Arnold (R)	Richard Blumenthal (D)
Ansonia	667	2,327	2,032	1,274	1,736	2,424
Beacon Falls	205	864	542	361	684	646
Bethany	277	1,067	629	450	912	709
Bethel	704	3,166	1,948	1,096	2,703	2,227
Brookfield	526	3,017	1,395	851	2,623	1,607
Cheshire	1,611	4,991	3,064	2,766	3,780	3,847
Danbury	1,698	6,618	5,959	2,536	5,752	6,119
Derby	472	1,436	1,244	827	1,124	1,464
Easton	225	1,770	728	392	1,538	884
Meriden	2,221	5,811	6,517	3,807	4,376	7,489
Middlebury	302	1,734	623	578	1,458	756
Monroe, part of	54	373	189	108	296	245
Naugatuck	1,128	4,306	2,485	2,124	3,300	3,183
New Fairfield	439	2,434	1,208	651	2,201	1,351
Newtown	941	4,034	2,002	1,665	3,193	2,483
Oxford	335	1,791	826	622	1,477	1,025
Prospect	397	1,921	821	700	1,583	1,029
Redding	292	1,763	947	448	1,606	1,021
Ridgefield	938	4,874	2,219	1,299	4,413	2,542
Seymour	587	2,598	1,391	1,233	1,932	1,773
Shelton	1,069	7,461	3,338	2,422	5,484	4,835
Southbury, part of	132	740	266	233	617	317
Waterbury	2,447	14,164	9,960	4,763	11,181	12,071
Weston	227	2,152	1,004	450	1,724	1,249
Wilton	498	4,036	1,625	763	3,585	1,829
Wolcott	675	3,509	1,538	1,280	2,456	1,941
Woodbridge, part of	108	356	238	178	290	273
Totals	19,175	89,313	54,738	33,877	72,024	65,339

Total votes cast for Nancy Wyman (ACP) plus (D) equals: 73,913

Total votes cast for Richard Blumenthal (ACP) plus (D) equals: 99,216

VOTE FOR COMPTROLLER AND ATTORNEY GENERAL, NOVEMBER 8, 1994

SIXTH CONGRESSIONAL DISTRICT

TOWNS	COMPTROLLER			ATTORNEY GENERAL		
	Nancy Wyman (ACP)	Gene Gavin (R)	Nancy Wyman (D)	Richard Blumenthal (ACP)	Richard E. Arnold (R)	Richard Blumenthal (D)
Avon	1,294	3,241	1,523	2,239	2,331	1,864
Barkhamsted	279	588	385	414	451	444
Bethlehem	169	804	415	291	685	474
Bridgewater	89	393	223	125	341	273
Bristol	3,246	6,290	7,603	4,979	4,591	8,571
Burlington	595	1,260	921	891	970	1,069
Canaan	80	178	116	103	147	147
Canton	886	1,550	994	1,287	1,131	1,195
Colebrook	83	251	200	153	191	245
Cornwall	152	260	221	212	184	259
East Granby	369	842	506	579	630	594
Enfield	2,407	4,605	5,149	3,657	3,599	5,791
Farmington	1,610	3,738	2,948	2,521	2,734	3,480
Goshen	164	576	278	272	452	347
Granby	807	1,826	974	1,241	1,419	1,141
Hartland	124	418	172	198	341	217
Harwinton	350	1,033	654	610	806	751
Kent	128	564	387	166	543	405
Litchfield	510	1,623	942	859	1,236	1,169
Morris	134	470	252	213	381	314
New Britain	1,887	4,586	7,424	3,204	3,363	8,554
New Hartford	531	1,077	685	758	868	816
New Milford	808	3,905	1,949	1,314	3,207	2,378
Norfolk	121	278	266	194	225	292
North Canaan	147	511	266	216	408	325
Plainville	1,023	2,124	2,305	1,712	1,519	2,643
Plymouth	559	1,450	1,356	902	1,141	1,519
Roxbury	111	454	246	152	404	266
Salisbury	341	674	548	463	564	610
Sharon	156	512	334	204	479	362
Sherman	144	666	331	196	595	377
Simsbury	2,122	5,041	2,435	3,501	3,553	3,029
Somers	612	1,411	1,029	827	1,210	1,111
Southbury, part of	576	3,356	1,754	1,004	2,893	1,998
Southington	2,385	5,608	4,598	4,303	3,933	5,499
Suffield	865	2,008	1,130	1,374	1,551	1,308
Thomaston	336	1,312	807	599	1,042	941
Torrington	1,762	4,609	4,249	2,878	3,400	5,099
Warren	63	288	131	99	232	159
Washington	249	705	417	346	616	485
Watertown	770	4,270	2,161	1,547	3,381	2,723
Winchester	588	1,446	1,288	957	1,088	1,507
Windsor Locks	765	1,470	1,761	1,135	1,127	1,957
Woodbury	381	2,058	930	708	1,709	1,097
Totals	30,778	80,329	63,263	49,603	61,671	73,805

Total votes cast for Nancy Wyman (ACP) plus (D) equals: 94,041

Total votes cast for Richard Blumenthal (ACP) plus (D) equals: 123,408

VOTE FOR REPRESENTATIVE IN CONGRESS, NOVEMBER 8, 1994

FIRST CONGRESSIONAL DISTRICT

TOWNS	Barbara Bailey Kennelly (ACP)	Douglas T. Putnam (R)	Barbara Bailey Kennelly (D)	John F. Forry III (CC)
Andover	364	306	450	33
Berlin	2,358	2,212	3,043	128
Bloomfield	2,307	1,341	3,944	96
Bolton, part of	702	594	636	23
Cromwell	1,538	1,391	2,060	83
East Hampton	1,281	1,255	1,578	95
East Hartford	4,570	3,304	7,447	336
East Windsor	876	957	1,289	98
Glastonbury	4,811	3,829	4,536	139
Hartford	4,331	2,199	12,336	455
Hebron	991	841	1,156	43
Manchester	5,624	5,128	8,264	452
Marlborough	795	600	891	28
Newington*		3,300	9,353	284
Portland	1,188	973	1,420	76
Rocky Hill	1,984	1,791	2,776	119
South Windsor*		2,826	6,999	279
West Hartford	8,906	7,868	11,524	286
Wethersfield	3,777	3,555	4,714	171
Windsor	3,288	2,595	4,530	181
Totals	49,691	46,865	88,946	3,405

Total votes cast for Barbara Bailey Kennelly (ACP) plus (D) equals: 138,637

Plurality: 91,772

*Newington and South Windsor: Kennelly (ACP) and (D) votes combined are listed in (D) column.

VOTE FOR REPRESENTATIVE IN CONGRESS, NOVEMBER 8, 1994

SECOND CONGRESSIONAL DISTRICT

TOWNS	David Bingham (ACP)	Edward W. Munster (R)	Sam Gejdenson (D)
Ashford			
Bolton, part of			
Bozrah			
Brooklyn			
Canterbury			
Chaplin			
Chester			
Colchester			
Columbia			
Coventry			
Deep River			
Eastford			
East Haddam			
East Lyme			
Ellington			
Essex			
Franklin			
Griswold			
Groton			
Haddam			
Hampton			
Killingly			
Lebanon			
Ledyard			
Lisbon			
Lyme			
Mansfield			
Middletown			
Montville			
New London			
North Stonington			
Norwich			
Old Lyme			
Old Saybrook			
Plainfield			
Pomfret			
Preston			
Putnam			
Salem			
Scotland			
Sprague			
Stafford			
Sterling			
Stonington			
Thompson			
Tolland			
Union			
Vernon			
Voluntown			
Waterford			
Westbrook			
Willington			
Windham			
Woodstock			
Totals			

OUTCOME OF ELECTION IN 2ND CONGRESSIONAL DISTRICT
 WILL BE ISSUED AS A SUPPLEMENT TO THIS RECORD
 UPON COURT ACTION.

See addendum at page 26a

Plurality:

Total write-in votes for registered write-in candidate Howard E. Proper Lamchick:

VOTE FOR REPRESENTATIVE IN CONGRESS, NOVEMBER 8, 1994
SECOND CONGRESSIONAL DISTRICT

TOWNS	David Bingham (ACP)	Edward W. Munster (R)	Sam Gejdenson (D)
Ashford	179	660	738
Bolton, part of	15	47	67
Bozrah	200	456	467
Brooklyn	299	1,001	830
Canterbury	326	817	571
Chaplin	114	336	300
Chester	188	697	659
Colchester	700	2,109	1,846
Columbia	335	869	960
Coventry	483	1,726	1,860
Deep River	178	913	819
Eastford	72	367	227
East Haddam	386	1,471	1,086
East Lyme	1,189	2,447	2,343
Ellington	378	2,234	1,680
Essex	406	1,352	998
Franklin	163	379	321
Griswold	538	1,141	1,293
Groton	1,864	3,839	3,898
Haddam	330	1,884	1,200
Hampton	87	283	321
Killingly	579	1,968	1,632
Lebanon	402	1,261	974
Ledyard	960	2,614	1,443
Lisbon	284	589	531
Lyme	233	537	321
Mansfield	597	1,433	3,061
Middletown	1,114	5,380	7,096
Montville	1,055	2,210	2,214
New London	987	1,804	3,004
North Stonington	370	1,027	506
Norwich	2,297	3,812	5,739
Old Lyme	743	1,491	1,090
Old Saybrook	562	2,127	1,591
Plainfield	701	1,539	1,701
Pomfret	158	765	524
Preston	374	866	563
Putnam	371	1,297	1,234
Salem	520	559	440
Scotland	111	256	210
Sprague	246	434	491
Stafford	371	1,798	2,067
Sterling	111	356	262
Stonington	1,385	2,641	2,545
Thompson	306	1,401	1,317
Tolland	371	2,397	2,002
Union	18	165	109
Vernon	825	4,616	4,572
Voluntown	144	343	259
Waterford	1,420	3,013	3,024
Westbrook	238	1,150	880
Willington	270	894	930
Windham	858	2,005	3,482
Woodstock	305	1,391	890
Totals	27,716	79,167	79,188

Plurality: 21

Total write-in votes for registered write-in candidate Howard E. Proper Lamchick: 2

As certified by panel of Connecticut Supreme Court Justices, pursuant to Conn. Gen. Stat. §9-323, on December 16, 1994 - *In Re Election of United States Representative for the Second Congressional District*

VOTE FOR REPRESENTATIVE IN CONGRESS, NOVEMBER 8, 1994

THIRD CONGRESSIONAL DISTRICT

TOWNS	Susan Johnson (ACP)	Susan Johnson (R)	Rosa L. DeLauro (D)
Branford	883	2,810	6,648
Clinton	330	1,456	2,605
Durham	220	907	1,393
East Haven	473	2,341	5,832
Guilford	552	2,619	4,943
Hamden	1,392	5,101	12,001
Killingworth	245	741	1,284
Madison	585	2,652	3,543
Middlefield	176	574	1,051
Milford	850	6,142	10,007
New Haven	1,229	3,369	18,438
North Branford	301	1,630	2,598
North Haven	539	3,528	5,325
Orange	310	2,508	3,156
Stratford	720	6,959	9,722
Wallingford	1,014	4,487	9,225
West Haven	961	4,261	11,729
Woodbridge, part of	204	1,025	1,761
Totals	10,984	53,110	111,261

Total votes cast for Susan Johnson (ACP) plus (R) equals: 64,094

Plurality: 47,167

VOTE FOR REPRESENTATIVE IN CONGRESS, NOVEMBER 8, 1994

FOURTH CONGRESSIONAL DISTRICT

TOWNS	No Nomination (ACP)	Christopher Shays (R)	Jonathan D. Kantrowitz (D)	Irving Sussman (L)	Terry M. Nevas (NL)
Bridgeport		11,835	9,292	158	82
Darien		5,849	653	273	33
Fairfield		15,344	4,310	135	70
Greenwich		14,731	3,061	240	70
Monroe, part of		4,276	962	37	15
New Canaan		5,662	764	97	19
Norwalk		14,626	5,523	422	151
Stamford		19,021	5,925	456	130
Trumbull		10,544	2,298	63	37
Westport		7,548	2,174	95	81
Totals		109,436	34,962	1,976	688

Plurality: 74,474

Total write-in votes for registered write-in candidate Richard C. Green: 0

VOTE FOR REPRESENTATIVE IN CONGRESS, NOVEMBER 8, 1994

FIFTH CONGRESSIONAL DISTRICT

TOWNS	James H. Maloney (ACP)	Gary A. Franks (R)	James H. Maloney (D)	Rosita Rodriguez (CC)
Ansonia	815	2,758	1,982	129
Beacon Falls	234	972	494	49
Bethany	267	1,049	636	46
Bethel	1,062	3,145	2,077	104
Brookfield	713	3,003	1,529	86
Cheshire	1,703	5,402	3,132	168
Danbury	2,605	6,675	6,440	287
Derby	556	1,635	1,281	97
Easton	253	1,753	788	46
Meriden	2,690	6,529	6,458	498
Middlebury	344	1,799	694	58
Monroe, part of	47	401	196	16
Naugatuck	1,440	4,593	2,738	281
New Fairfield	685	2,368	1,330	91
Newtown	1,298	3,880	2,325	125
Oxford	348	1,984	833	56
Prospect	428	2,116	837	68
Redding	392	1,744	1,035	50
Ridgefield	1,166	4,816	2,556	146
Seymour	683	2,832	1,476	118
Shelton	1,224	7,854	3,582	246
Southbury, part of	133	759	276	27
Waterbury	3,003	15,896	10,114	1,009
Weston	371	1,908	1,166	34
Wilton	634	3,858	1,754	53
Wolcott	768	3,341	1,590	165
Woodbridge, part of	82	401	260	6
Totals	23,944	93,471	57,579	4,059

Total votes cast for James H. Maloney (ACP) plus (D) equals: 81,523

Plurality: 11,948

VOTE FOR REPRESENTATIVE IN CONGRESS, NOVEMBER 8, 1994

SIXTH CONGRESSIONAL DISTRICT

TOWNS	Charlotte Koskoff (ACP)	Nancy L. Johnson (R)	Charlotte Koskoff (D)	Patrick J. Danford (CC)
Avon	490	4,850	1,022	186
Barkhamsted	128	874	274	67
Bethlehem	101	988	311	92
Bridgewater	44	550	148	23
Bristol	2,309	9,668	6,227	657
Burlington	288	2,011	597	123
Canaan	41	277	79	15
Canton	346	2,591	640	133
Colebrook	45	388	131	45
Cornwall	100	376	177	20
East Granby	132	1,302	319	98
Enfield	744	8,946	2,629	1,350
Farmington	1,544	5,969	1,784	253
Goshen	69	752	195	84
Granby	288	2,882	567	175
Hartland	53	530	91	98
Harwinton	207	1,418	462	131
Kent	44	812	263	29
Litchfield	241	2,312	673	136
Morris	53	658	169	50
New Britain	1,470	8,217	5,978	732
New Hartford	266	1,600	490	138
New Milford	341	5,452	1,192	254
Norfolk	63	446	181	41
North Canaan	73	657	188	64
Plainville	970	3,006	2,065	256
Plymouth	400	2,115	1,013	158
Roxbury	57	593	177	32
Salisbury	174	1,085	411	23
Sharon	86	740	242	28
Sherman	62	898	212	34
Simsbury	765	7,819	1,516	283
Somers	174	2,277	555	264
Southbury, part of	375	4,101	1,404	164
Southington	1,255	9,244	3,107	492
Suffield	293	3,214	680	243
Thomaston	162	1,809	583	99
Torrington	903	7,248	2,861	690
Warren	30	367	95	13
Washington	116	1,072	286	50
Watertown	402	5,428	1,601	325
Winchester	372	2,299	886	247
Windsor Locks	250	2,688	1,015	399
Woodbury	216	2,572	663	121
Totals	16,542	123,101	44,159	8,915

Total votes cast for Charlotte Koskoff (ACP) plus (D) equals: 60,701

Plurality: 62,400

VOTE FOR STATE SENATORS, NOVEMBER 8, 1994
SENATORIAL DISTRICTS

1st District	No Nomination (ACP)	No Nomination (R)	William A. DiBella (D)
Hartford, part of			7,402
Wethersfield, part of			2,021
Totals			9,423

2nd District	Eric D. Coleman (ACP)	No Nomination (R)	Eric D. Coleman (D)	Carrie Saxon Perry (PC)
Bloomfield, part of	1,229		2,730	92
Hartford, part of	1,647		5,086	372
Windsor, part of	1,301		2,357	96
Totals	4,177		10,173	560

Total votes cast for Eric D. Coleman (ACP) plus (D) equals: 14,350

Total write-in votes cast for registered write-in candidate Kenneth Mink: 0

Plurality: 13,790

3rd District	Gary D. LeBeau (ACP)	Kevin F. Rennie (R)	Gary D. LeBeau (D)
East Hartford	3,333	5,440	6,528
East Windsor	437	1,594	1,053
Ellington, part of	567	1,693	1,017
South Windsor*		7,203	2,919
Totals	4,337	15,930	11,517

Total votes cast for Gary D. LeBeau (ACP) plus (D) equals: 15,854

Plurality: 76

(*South Windsor vote for LeBeau, shown in (D) column, is (ACP) and (D) combined.)

4th District	Joel E. Janenda (ACP)	Paul Munns (R)	Joel E. Janenda (D)
Bolton	429	1,047	516
Glastonbury	2,208	7,645	3,010
Hebron	592	1,490	896
Manchester	3,419	8,540	6,738
Totals	6,648	18,722	11,160

Total votes cast for Joel E. Janenda (ACP) plus (D) equals: 17,808

Plurality: 914

5th District	John P. Kilian (ACP)	Robert W. Cornell (R)	Kevin B. Sullivan (D)
Bloomfield, part of	331	829	1,436
Burlington	173	982	1,788
Farmington	512	2,914	4,865
West Hartford	2,328	8,110	16,346
Totals	3,344	12,835	24,435

Plurality: 11,600

VOTE FOR STATE SENATORS, NOVEMBER 8, 1994
SENATORIAL DISTRICTS

6th District	Elmo Wallace II (ACP)	Georgianne D. Pollowitz (R)	Thomas A. Bozek (D)	Louis J. Marietta (I)
Berlin	462	3,325	3,204	66
New Britain	1,040	5,660	8,939	173
Totals	1,502	8,985	12,143	239

Plurality: 3,158

7th District	Francis "Roxy" Burke, Jr. (ACP)	John A. Kissel (R)	Francis "Roxy" Burke, Jr. (D)
Enfield	2,768	7,543	4,047
Somers	515	1,861	846
Suffield	758	2,600	964
Windsor, part of	816	2,828	1,535
Windsor Locks	618	2,335	1,358
Totals	5,475	17,167	8,750

Total votes cast for Francis "Roxy" Burke (ACP) plus (D) equals: 14,225

Plurality: 2,942

8th District	Bill Rocks (ACP)	James T. Fleming (R)	Bill Rocks (D)
Avon	723	4,137	1,291
Barkhamsted	178	831	307
Canton	504	2,290	748
Colebrook	59	353	149
East Granby	270	1,071	450
Granby	411	2,660	739
Hartland	57	576	123
Harwinton, part of	73	549	168
New Hartford	324	1,511	557
Norfolk	75	413	203
Plymouth, part of	197	1,250	609
Simsbury	954	7,666	1,665
Winchester	334	2,054	1,005
Totals	4,159	25,361	8,014

Total votes cast for Bill Rocks (ACP) plus (D) equals: 12,173

Plurality: 13,188

9th District	Biagio "Billy" Ciotto (ACP)	Joseph A. Dinunzio (R)	Biagio "Billy" Ciotto (D)
Cromwell	824	2,276	1,564
Middletown, part of	530	2,045	1,817
Newington		5,799	6,719
Rocky Hill	1,022	3,296	2,103
Wethersfield, part of	1,850	2,956	2,611
Totals	4,226	16,372	14,814

Total votes cast for Biagio "Billy" Ciotto (ACP) plus (D) equals: 19,040

Plurality: 2,668

*Newington vote for Ciotto, shown in (D) column, is (ACP) and (D) combined.

VOTE FOR STATE SENATORS, NOVEMBER 8, 1994
 SENATORIAL DISTRICTS

10th District	No Nomination (ACP)	Russell Bonaccorso (R)	Toni N. Harp (D)
New Haven, part of		1,113	7,481
West Haven, part of		1,890	3,115
Totals		3,003	10,596

Plurality: 7,593

11th District	No Nomination (ACP)	Robert J. Ogonowski (R)	Martin M. Looney (D)
East Haven, part of		805	1,442
Hamden, part of		1,474	3,526
New Haven, part of		2,253	9,134
Totals		4,532	14,102

Plurality: 9,570

12th District	William A. Aniskovich (ACP)	William A. Aniskovich (R)	James J. Rizzo (D)
Branford	2,242	4,668	3,428
East Haven, part of	612	2,205	2,492
Guilford	1,735	3,967	2,211
Madison	1,519	3,599	1,473
North Branford	817	2,172	1,410
Totals	6,925	16,611	11,014

Total votes cast for William A. Aniskovich (ACP) plus (R) equals: 23,536

Plurality: 12,522

13th District	No Nomination (ACP)	William A. Cook (R)	Thomas P. Gaffey (D)
Meriden		5,713	9,263
Middlefield		731	942
Middletown, part of		2,393	4,754
Totals		8,837	14,959

Plurality: 6,122

14th District	No Nomination (ACP)	Win Smith, Jr. (R)	John P. Kardaras (D)
Milford		11,065	5,170
Orange		3,698	1,837
West Haven, part of		4,421	4,304
Totals		19,184	11,311

Plurality: 7,873

VOTE FOR STATE SENATORS, NOVEMBER 8, 1994
SENATORIAL DISTRICTS

15th District	Brian Powell (ACP)	Thomas F. Upson (R)	Brian Powell (D)
Middlebury	176	2,139	494
Naugatuck, part of	770	4,377	1,665
Prospect	261	2,397	668
Waterbury, part of	906	9,768	4,206
Totals	2,113	18,681	7,033

Total votes cast for Brian Powell (ACP) plus (D) equals: 9,146

Plurality: 9,535

16th District	John A. Sarlo (ACP)	Stephen Somma (R)	John A. Sarlo (D)
Southington, part of	714	6,353	2,266
Waterbury, part of	1,186	7,818	4,539
Wolcott	421	4,056	1,251
Totals	2,321	18,227	8,056

Total votes cast for John A. Sarlo (ACP) plus (D) equals: 10,377

Plurality: 7,850

17th District	Joe Crisco (ACP)	Robert Koskelowski (R)	Joe Crisco (D)
Ansonia	942	2,544	2,102
Beacon Falls	281	874	544
Bethany	385	887	725
Derby	646	1,504	1,379
Hamden, part of	1,802	4,253	5,352
Naugatuck, part of	281	949	600
Seymour, part of	304	924	479
Woodbridge	725	1,405	1,552
Totals	5,366	13,340	12,733

Total votes cast for Joe Crisco (ACP) plus (D) equals: 18,099

Plurality: 4,759

18th District	Cathy Welles Cook (ACP)	Cathy Welles Cook (R)	Thomas N. McAvoy, Jr. (D)
Griswold	584	1,055	1,184
Groton	3,060	3,898	2,276
Lisbon	248	417	660
North Stonington	516	932	405
Preston	465	791	493
Sprague	171	304	697
Stonington	2,126	2,772	1,647
Voluntown	152	260	316
Totals	7,322	10,429	7,678

Total votes cast for Cathy Welles Cook (ACP) plus (R) equals: 17,751

Plurality: 10,073

VOTE FOR STATE SENATORS, NOVEMBER 8, 1994
SENATORIAL DISTRICTS

19th District	Kenneth L. Przybyz (ACP)	Gale Jones Balavender (R)	Edith Pragus (D)
Andover	303	244	602
Bozrah	362	221	533
Columbia	495	326	1,406
Coventry, part of	338	439	1,236
Franklin	210	154	489
Lebanon	570	652	1,432
Mansfield, part of	278	189	779
Montville	2,597	1,146	1,726
Norwich	5,368	1,718	4,840
Salem	719	393	362
Totals	11,240	5,482	13,405

Plurality: 2,165

20th District	Melodie Peters (ACP)	Richard Johnston (R)	Melodie Peters (D)
East Lyme	1,642	2,354	1,752
Ledyard	1,158	2,310	1,319
New London	1,298	1,737	2,295
Old Lyme	842	1,462	894
Old Saybrook	972	1,935	1,117
Waterford	1,921	2,866	2,353
Totals	7,833	12,664	9,730

Total votes cast for Melodie Peters (ACP) plus (D) equals: 17,563

Plurality: 4,899

21st District	No Nomination (ACP)	George L. Gunther (R)	Anna M. Scals (D)
Seymour, part of		2,170	938
Shelton		9,469	3,002
Stratford		11,807	5,504
Totals		23,446	9,444

Plurality: 14,002

22nd District	No Nomination (ACP)	Lee Scarpetti (R)	Michael J. Marella, Jr. (D)
Bridgeport, part of		5,693	5,737
Monroe, part of		2,191	804
Trumbull		9,480	3,517
Totals		17,364	10,058

Plurality: 7,306

23rd District	No Nomination (ACP)	Hector R. Rodriguez (R)	Alvin W. Penn (D)
Bridgeport, part of		3,314	6,519

Plurality: 3,205

VOTE FOR STATE SENATORS, NOVEMBER 8, 1994
SENATORIAL DISTRICTS

24th District	No Nomination (ACP)	Mark Nielsen (R)	Christopher C. Setaro (D)	Mark Nielsen (I)
Bethel		3,106	2,895	145
Danbury		7,217	8,083	255
New Fairfield		2,492	1,710	98
Totals		12,815	12,688	498

Total votes cast for Mark Nielson (R) plus (I) equals: 13,313

Plurality: 625

25th District	No Nomination (ACP)	Robert L. Genuario (R)	Laurel Anderson (D)	Richard A. Bucciarelli (L)
Darien, part of		3,289	589	127
Norwalk		12,851	7,022	644
Totals		16,140	7,611	771

Plurality: 8,529

26th District	No Nomination (ACP)	Judith G. Freedman (R)	George F. Lenz (D)
New Canaan, part of		3,093	647
Redding		2,103	810
Ridgefield		6,164	1,752
Weston		2,476	865
Westport		6,744	2,808
Wilton		4,529	1,501
Totals		25,109	8,383

Plurality: 16,726

27th District	No Nomination (ACP)	Mike Morris (R)	George Jepsen (D)
Darien, part of		1,451	1,020
Stamford, part of		5,987	10,525
Totals		7,438	11,545

Plurality: 4,107

28th District	No Nomination (ACP)	Fred H. Lovegrove, Jr. (R)	Gary A. Fetzer (D)	Fred H. Lovegrove, Jr. (I)
Easton		1,576	1,073	43
Fairfield		11,601	7,422	379
Monroe, part of		1,817	966	40
Newtown		3,498	3,492	153
Totals		18,492	12,953	615

Total votes cast for Fred H. Lovegrove, Jr. (R) plus (I) equals: 19,107

Plurality: 6,154

VOTE FOR STATE SENATORS, NOVEMBER 8, 1994
SENATORIAL DISTRICTS

29th District	Donald E. Williams (ACP)	John T. Bennett, Sr. (R)	Donald E. Williams (D)	Clark M. Peters (PC)
Canterbury	245	948	413	39
Killingly	845	1,444	1,576	79
Mansfield, part of	569	929	1,919	115
Plainfield	800	1,275	1,428	78
Putnam	692	775	1,305	73
Scotland	93	229	177	24
Sterling	145	309	223	8
Thompson	697	940	1,363	67
Windham	1,038	1,534	2,864	274
Totals	5,124	8,383	11,268	757

Total votes cast for Donald E. Williams (ACP) plus (D) equals: 16,392

Plurality: 8,009

30th District	No Nomination (ACP)	M. Adela Eads (R)	Dan Dwyer (D)
Canaan		213	207
Cornwall		272	351
Goshen		667	379
Harwinton, part of		777	533
Kent		722	451
Litchfield		1,901	1,363
Morris		547	324
New Milford, part of		2,998	1,642
North Canaan		574	378
Salisbury		731	921
Sharon		586	494
Sherman		742	426
Torrington		5,621	5,598
Warren		325	173
Washington		908	565
Totals		17,584	13,805

Plurality: 3,779

31st District	Tom Colapietro (ACP)	Daniel F. Hurley (R)	Tom Colapietro (D)	James F. Farrell (CC)
Bristol	4,101	5,474	8,306	472
Plainville	1,027	2,321	2,293	178
Plymouth, part of	288	481	509	34
Southington, part of	741	1,429	1,354	136
Totals	6,157	9,705	12,462	820

Total votes cast for Tom Colapietro (ACP) plus (D) equals: 18,619

Plurality: 8,914

VOTE FOR STATE SENATORS, NOVEMBER 8, 1994
 SENATORIAL DISTRICTS

32nd District	No Nomination (ACP)	Louis C. DeLuca (R)	Bill Hughes (D)	Linda A. Moore (L)
Bethlehem		964	353	46
Bridgewater		470	207	10
Brookfield		3,390	1,261	99
New Milford, part of		1,561	628	52
Oxford		2,097	756	74
Roxbury		530	253	16
Southbury		4,221	1,795	117
Thomaston		1,572	691	67
Watertown		5,020	1,962	128
Woodbury		2,474	897	49
Totals		22,299	8,803	658

Plurality: 13,496

33rd District	Eileen M. Daily (ACP)	Wyley Peckham (R)	Eileen M. Daily (D)
Chester	442	457	593
Clinton	993	1,700	1,662
Colchester	1,066	1,566	1,684
Deep River	438	660	739
Durham	462	1,028	957
East Haddam	583	1,362	899
East Hampton	1,002	1,589	1,454
Essex	776	1,113	825
Haddam	634	1,443	1,144
Killingworth	563	869	811
Lyme	293	471	264
Marlborough	600	845	833
Portland	923	1,229	1,302
Westbrook	667	889	758
Totals	9,442	15,221	13,925

Total votes cast for Eileen M. Daily (ACP) plus (D) equals: 23,367

Plurality: 8,146

34th District	Brian McDermott (ACP)	David A. Gessert (R)	Brian McDermott (D)
Cheshire	1,930	4,865	3,345
North Haven	1,133	4,306	3,364
Wallingford	2,141	7,336	5,321
Totals	5,204	16,507	12,030

Total votes cast for Brian McDermott (ACP) plus (D) equals: 17,234

Plurality: 727

VOTE FOR STATE SENATORS, NOVEMBER 8, 1994
 SENATORIAL DISTRICTS

35th District	Tony Guglielmo (ACP)	Tony Guglielmo (R)	John D. Boland (D)
Ashford	213	649	698
Brooklyn	267	817	957
Chaplin	103	270	324
Coventry, part of	312	851	810
Eastford	71	344	234
Ellington, part of	174	459	272
Hampton	82	258	321
Pomfret	103	621	721
Stafford	1,105	2,068	1,214
Tolland	912	2,291	1,482
Union	48	154	90
Vernon	1,839	4,518	3,470
Willington	428	921	728
Woodstock	322	1,179	1,073
Totals	5,979	15,400	12,394

Total votes cast for Tony Guglielmo (ACP) plus (R) equals: 21,379

Plurality: 8,985

36th District	No Nomination (ACP)	William H. Nickerson (R)	Howard Richman (D)	Carl G. Carlson, Jr. (PC)
Greenwich		13,087	4,022	588
New Canaan, part of		2,097	404	30
Stamford, part of		5,389	2,315	94
Totals		20,573	6,741	712

Plurality: 13,832

VOTE FOR STATE REPRESENTATIVES, NOVEMBER 8, 1994
ASSEMBLY DISTRICTS

1st District	Kenneth P. Green (ACP)	Basil St. George Thomas (R)	Kenneth P. Green (D)
Bloomfield, part of	411	525	1,163
Hartford, part of	337	337	1,194
Totals	748	862	2,357

Total votes cast for Kenneth P. Green (ACP) plus (D) equals: 3,105

Plurality: 2,243

2nd District	Thomas D. Ritter (ACP)	M. Peter Kuck (R)	Thomas D. Ritter (D)
Hartford, part of	658	256	1,605

Total votes cast for Thomas D. Ritter (ACP) plus (D) equals: 2,263

Plurality: 2,007

3rd District	Ilia J. Castro (ACP)	Rosa Santos (R)	Ilia J. Castro (D)
Hartford, part of	202	229	1,130

Total votes cast for Ilia J. Castro (ACP) plus (D) equals: 1,332

Plurality: 1,103

4th District	Edwin E. Garcia (ACP)	No Nomination (R)	Edwin E. Garcia (D)
Hartford, part of	255		1,280

Total votes cast for Edwin E. Garcia (ACP) plus (D) equals: 1,535

5th District	No Nomination (ACP)	No Nomination (R)	Marie Lopez Kirkley-Bey (D)
Hartford, part of			1,457

6th District	No Nomination (ACP)	John W. Fonfara (R)	John W. Fonfara (D)
Hartford, part of		622	2,322

Total votes cast for John W. Fonfara (R) plus (D) equals: 2,944

7th District	Annette W. Carter (ACP)	No Nomination (R)	Annette W. Carter (D)
Hartford, part of	364		1,487
Windsor, part of	554		1,288
Totals	918		2,775

Total votes cast for Annette W. Carter (ACP) plus (D) equals: 3,693

VOTE FOR STATE REPRESENTATIVES, NOVEMBER 8, 1994
ASSEMBLY DISTRICTS

8th District	No Nomination (ACP)	Bruce A. Bergeron (R)	Patrick J. Flaherty (D)
Columbia		598	1,358
Coventry, part of		1,291	2,058
Lebanon, part of		431	579
Vernon, part of		890	1,515
Totals		3,210	5,510

Plurality: 2,300

9th District	No Nomination (ACP)	Richard D. Veltri (R)	Allan T. Driscoll (D)
East Hartford, part of		1,654	1,104
Glastonbury, part of		1,312	949
Manchester, part of		1,740	1,459
Totals		4,706	3,512

Plurality: 1,194

10th District	Melody A. Currey (ACP)	James S. Parker (R)	Melody A. Currey (D)
East Hartford, part of	1,573	2,103	3,004

Total votes cast for Melody A. Currey (ACP) plus (D) equals: 4,577

Plurality: 2,474

11th District	No Nomination (ACP)	No Nomination (R)	Michael A. Christ (D)
East Hartford, part of			2,993

12th District	No Nomination (ACP)	Joseph J. Noti (R)	James R. McCavanagh (D)
Manchester, part of		2,105	5,250

Plurality: 3,145

13th District	John W. Thompson (ACP)	Timothy H. Becker (R)	John W. Thompson (D)
Manchester, part of	1,684	2,398	2,908

Total votes cast for John W. Thompson (ACP) plus (D) equals: 4,592

Plurality: 2,194

14th District	Diane P. Deming (ACP)	Edwina H. Futtner (R)	Nancy E. Kerensky (D)
South Windsor	1,518	4,119	4,376

Plurality: 257

VOTE FOR STATE REPRESENTATIVES, NOVEMBER 8, 1994
ASSEMBLY DISTRICTS

15th District	Mary U. Eberle (ACP)	Roy Duncan (R)	Mary U. Eberle (D)
Bloomfield, part of	1,216	1,457	2,367
Windsor, part of	917	1,111	1,367
Totals	2,133	2,568	3,734

Total votes cast for Mary U. Eberle (ACP) plus (D) equals: 5,867

Plurality: 3,299

16th District	Charles D. Houlihan, Jr. (ACP)	Paul J. Knierim (R)	Charles D. Houlihan, Jr. (D)
Simsbury	1,191	7,355	1,830

Total votes cast for Charles D. Houlihan, Jr. (ACP) plus (D) equals: 3,021

Plurality: 4,334

17th District	Jessie Stratton (ACP)	Wade H. Horsey, II (R)	Jessie Stratton (D)
Avon	1,844	3,167	1,635
Canton	1,125	1,631	1,017
Totals	2,969	4,798	2,652

Total votes cast for Jessie G. Stratton (ACP) plus (D) equals: 5,621

Plurality: 823

18th District	Liz Gillette (ACP)	Liz Gillette (R)	Andrew M. Fleischmann (D)
West Hartford, part of	1,697	2,809	5,366

Total votes cast for Liz Gillette (ACP) plus (R) equals: 4,506

Plurality: 860

19th District	Robert Farr (ACP)	Robert Farr (R)	Joe O'Brien (D)	David J. Martin (IND)
West Hartford, part of	2,396	4,096	3,736	321

Total votes cast for Robert Farr (ACP) plus (R) equals: 6,492

Plurality: 2,756

20th District	Allen Hoffman (ACP)	Allen Hoffman (R)	Richard T. Mulready (D)
Hartford, part of	244	488	1,220
West Hartford, part of	1,131	2,542	3,172
Totals	1,375	3,030	4,392

Total votes cast for Allen Hoffman (ACP) plus (R) equals: 4,405

Plurality: 13

VOTE FOR STATE REPRESENTATIVES, NOVEMBER 8, 1994
ASSEMBLY DISTRICTS

21st District	William L. Wollenberg (ACP)	William L. Wollenberg (R)	Demetrios Giannaros (D)
Farmington	1,048	3,210	4,518
Plainville, part of	52	52	191
Totals	1,100	3,262	4,709

Total votes cast for William L. Wollenberg (ACP) plus (R) equals: 4,362

Plurality: 347

22nd District	Elizabeth A. Boukus (ACP)	Helen B. Bergenty (R)	Elizabeth A. Boukus (D)
Bristol, part of	355	686	641
Plainville, part of	1,041	2,850	2,039
Totals	1,396	3,536	2,680

Total votes cast for Elizabeth A. Boukus (ACP) plus (D) equals: 4,076

Plurality: 540

23rd District	No Nomination (ACP)	Fred C. Stockman (R)	Theresa B. Gerratana (D)	Stanley J. Wosczyzna (CC)
Berlin, part of		161	333	20
New Britain, part of		1,241	3,446	248
Totals		1,402	3,779	268

Plurality: 2,377

24th District	David Pudlin (ACP)	James E. Sanders, Sr. (R)	David Pudlin (D)
New Britain, part of	636	919	1,739

Total votes cast for Dave Pudlin (ACP) plus (D) equals: 2,375

Plurality: 1,456

25th District	No Nomination (ACP)	Joe Willis (R)	John C. Geragosian (D)
New Britain, part of		832	1,715
Newington, part of		1,276	1,868
Totals		2,108	3,583

Plurality: 1,475

26th District	Anthony Tercyak (ACP)	Anthony Tercyak (R)	Kenneth A. Malinowski (D)	Patrick J. Cloutier (I)
New Britain, part of	751	1,980	2,509	57

Total votes cast for Anthony Tercyak (ACP) plus (R) equals: 2,731

Plurality: 222

VOTE FOR STATE REPRESENTATIVES, NOVEMBER 8, 1994
ASSEMBLY DISTRICTS

27th District	Diane Matta (ACP)	Dom Mazzoccoli (R)	Diane Matta (D)
Newington, part of		5,797	3,861

(Vote for Matta, shown in (D) column is (ACP) and(D) combined.)

Plurality: 1,936

28th District	Paul R. Doyle (ACP)	Lawrence J. Ebner (R)	Paul R. Doyle (D)
Wethersfield, part of	2,667	3,820	3,802

Total votes cast for Paul R. Doyle (ACP) plus (D) equals: 6,469

Plurality: 2,649

29th District	Richard D. Tulisano (ACP)	Michael J. Gerace (R)	Richard D. Tulisano (D)
Hartford, part of	99	147	272
Rocky Hill	1,427	3,030	2,264
Wethersfield, part of	392	651	563
Totals	1,918	3,828	3,099

Total votes cast for Richard D. Tulisano (ACP) plus (D) equals: 5,017

Plurality: 1,189

30th District	No Nomination (ACP)	Ann P. Dandrow (R)	Ralph Cobuzzi (D)
Berlin, part of		4,865	1,658
Southington, part of		1,816	541
Totals		6,681	2,199

Plurality: 4,482

31st District	No Nomination (ACP)	Sonya Googins (R)	Patricia V. Bussa (D)
Glastonbury, part of		6,633	2,691

Plurality: 3,942

32nd District	Jim O'Rourke (ACP)	Kathryn Ekstrom (R)	Jim O'Rourke (D)
Cromwell	1,054	2,423	1,730
Middletown, part of	61	99	224
Portland	939	1,535	1,299
Totals	2,054	4,057	3,253

Total votes cast for Jim O'Rourke (ACP) plus (D) equals: 5,307

Plurality: 1,250

33rd District	Joseph C. Serra (ACP)	Corrine E. Gill (R)	Joseph C. Serra (D)
Middletown, part of	1,078	2,006	3,057

Total votes cast for Joseph C. Serra (ACP) plus (D) equals: 4,135

Plurality: 2,129

VOTE FOR STATE REPRESENTATIVES, NOVEMBER 8, 1994
ASSEMBLY DISTRICTS

34th District	Terry Concannon (ACP)	Steven R. Hilsdon (R)	Terry Concannon (D)
East Hampton	729	2,192	1,209
Haddam	877	1,230	1,232
Middletown, part of	361	757	940
Totals	1,967	4,179	3,381

Total votes cast for Terry Concannon (ACP) plus (D) equals: 5,348

Plurality: 1,169

35th District	No Nomination (ACP)	Sidney J. Holbrook (R)	No Nomination (D)
Clinton, part of		2,691	
Essex, part of		189	
Old Saybrook, part of		1,010	
Westbrook		1,574	
Totals		5,464	

36th District	Claire Sauer (ACP)	Alan Kyle (R)	Claire Sauer (D)
Chester	394	594	532
Deep River	354	860	630
Essex, part of	672	1,100	659
Lyme	335	538	231
Old Saybrook, part of	717	1,245	749
Totals	2,472	4,337	2,801

Total votes cast for Claire Sauer (ACP) plus (D) equals: 5,273

Plurality: 936

37th District	Gary J. Orefice (ACP)	Bill Wenck (R)	Gary J. Orefice (D)
East Lyme	1,819	2,325	1,827
Old Lyme	755	1,628	821
Totals	2,574	3,953	2,648

Total votes cast for Gary J. Orefice (ACP) plus (D) equals: 5,222

Plurality: 1,269

38th District	Andrea L. Stillman (ACP)	No Nomination (R)	Andrea L. Stillman (D)
New London, part of	417		551
Waterford	2,580		2,641
Totals	2,997		3,192

Total votes cast for Andrea L. Stillman (ACP) plus (D) equals: 6,189

39th District	Wade A. Hyslop, Jr. (ACP)	Robert M. Pero (R)	Wade A. Hyslop, Jr. (D)
New London, part of	688	1,513	1,351

Total votes cast for Wade A. Hyslop, Jr. (ACP) plus (D) equals: 2,039

Plurality: 526

VOTE FOR STATE REPRESENTATIVES, NOVEMBER 8, 1994
ASSEMBLY DISTRICTS

40th District	Nancy DeMarinis (ACP)	Robert L. Barrows (R)	Nancy DeMarinis (D)
Groton, part of	1,045	1,164	1,215
New London, part of	178	263	316
Totals	1,223	1,427	1,531

Total votes cast for Nancy DeMarinis (ACP) plus (D) equals: 2,754

Plurality: 1,327

41st District	Lenny T. Winkler (ACP)	Lenny T. Winkler (R)	Denis M. O'Brien (D)
Groton, part of	2,131	2,538	1,359

Total votes cast for Lenny T. Winkler (ACP) plus (R) equals: 4,669

Plurality: 3,310

42nd District	No Nomination (ACP)	Chris Ruest (R)	Mary K. McGrattan (D)
Groton, part of		4	2
Ledyard		2,254	2,490
Montville, part of		172	277
Totals		2,430	2,769

Plurality: 339

43rd District	Robert R. Simmons (ACP)	Robert R. Simmons (R)	Andrew J. Staunton (D)
North Stonington	419	936	503
Stonington	2,123	2,981	1,398
Totals	2,542	3,917	1,901

Total votes cast for Robert R. Simmons (ACP) plus (R) equals: 6,459

Plurality: 4,558

44th District	Michael A. Caron (ACP)	Michael A. Caron (R)	James E. Mazzarella (D)
Canterbury	345	852	415
Killingly, part of	230	554	357
Plainfield	1,047	1,621	1,172
Totals	1,622	3,027	1,944

Total votes cast for Michael A. Caron (ACP) plus (R) equals: 4,649

Plurality: 2,705

45th District	No Nomination (ACP)	Dennis R. Savage (R)	Steven Mikutel (D)
Griswold		622	2,094
Lisbon, part of		195	463
Preston		566	1,012
Sterling		233	411
Voluntown		200	486
Totals		1,816	4,466

Plurality: 2,650

VOTE FOR STATE REPRESENTATIVES, NOVEMBER 8, 1994
ASSEMBLY DISTRICTS

46th District	Peter A. Nystrom (ACP)	Peter A. Nystrom (R)	Walter N. Way (D)
Norwich, part of		4,348	2,307

Vote cast for Peter A. Nystrom, shown in (R) column is (ACP) and (R) combined

Plurality: 2,041

47th District	No Nomination (ACP)	Barry Kolar (R)	Jack Malone (D)
Lisbon, part of		270	324
Norwich, part of		2,205	2,925
Scotland		265	233
Sprague		591	497
Totals		3,331	3,979

Plurality: 648

48th District	No Nomination (ACP)	Andrew McCall Norton (R)	Betty Ann Johnston Possidente (D)
Colchester		2,928	1,542
East Haddam		1,753	936
Salem		971	396
Totals		5,652	2,874

Plurality: 2,778

49th District	John J. Lescoe (ACP)	David R. Lyon (R)	John J. Lescoe (D)	David R. Lyon (I)
Windham	1,687	1,381	3,256	76

Total votes cast for John J. Lescoe (ACP) plus (D) equals: 4,943

Total votes cast for David R. Lyon (R) plus (I) equals: 1,457

Plurality: 3,486

50th District	Jefferson B. Davis (ACP)	Keith L. Knowlton (R)	Jefferson B. Davis (D)
Brooklyn	509	904	735
Chaplin	136	319	268
Eastford	80	382	201
Hampton	110	310	253
Killingly, part of	355	694	694
Pomfret	176	826	472
Totals	1,366	3,435	2,623

Total votes cast for Jefferson B. Davis (ACP) plus (D) equals: 3,989

Plurality: 554

51st District	No Nomination (ACP)	Doug Cutler, Jr. (R)	Shawn T. Johnston (D)
Killingly, part of		559	636
Putnam		1,465	1,482
Thompson		1,416	1,551
Totals		3,440	3,669

Plurality: 229

VOTE FOR STATE REPRESENTATIVES, NOVEMBER 8, 1994
ASSEMBLY DISTRICTS

52nd District	John D. Mordasky (ACP)	Keith F. Curnan (R)	John D. Mordasky (D)
Somers, part of	387	619	504
Stafford	1,086	1,574	1,697
Union	66	122	108
Woodstock	539	971	986
Totals	2,078	3,286	3,295

Total votes cast for John D. Mordasky (ACP) plus (D) equals: 5,373

Plurality: 2,087

53rd District	Michael J. Cardin (ACP)	Kathy W. Bach (R)	Michael J. Cardin (D)
Ashford	245	719	611
Coventry, part of	75	258	173
Tolland	916	2,411	1,549
Willington	357	1,133	601
Totals	1,593	4,521	2,934

Total votes cast for Michael J. Cardin (ACP) plus (D) equals: 4,527

Plurality: 6

54th District	Denise Merrill (ACP)	David Dyer (R)	Denise Merrill (D)
Mansfield	1,103	1,147	2,740

Total votes cast for Denise Merrill (ACP) plus (D) equals: 3,843

Plurality: 2,696

55th District	No Nomination (ACP)	Pamela Z. Sawyer (R)	Violet Jean Schwarzmann (D)
Andover		938	182
Bolton		1,539	371
Hebron		2,245	580
Marlborough		1,334	961
Vernon, part of		683	179
Totals		6,739	2,273

Plurality: 4,466

56th District	No Nomination (ACP)	Jeffrey R. Adamson (R)	Thomasina Clemons (D)
Vernon, part of		2,582	3,208

Plurality: 626

57th District	No Nomination (ACP)	Robert J. Clements (R)	Edward C. Graziani (D)	Robert J. Clements (I)
East Windsor		1,284	1,476	77
Ellington		1,719	2,210	101
Totals		3,003	3,686	178

Total votes cast for Robert J. Clements (R) plus (I) equals: 3,181

Plurality: 505

VOTE FOR STATE REPRESENTATIVES, NOVEMBER 8, 1994
ASSEMBLY DISTRICTS

58th District	No Nomination (ACP)	William G. Zimmerman (R)	Frederick A. Gelsi (D)
Enfield, part of		2,271	3,126

Plurality: 855

59th District	No Nomination (ACP)	Nicholas D. Sinsigalli, Jr. (R)	Stephen Jarmoc (D)
Enfield, part of		1,474	3,090
Somers, part of		702	853
Totals		2,176	3,943

Plurality: 1,767

60th District	Gary LaVoye (ACP)	Gary LaVoye (R)	Carl Schiessl (D)	Robert J. Petrelli (CC)	Richard W. Loomis (L)
Enfield, part of	289	1,003	1,523	102	77
Windsor Locks	462	1,236	2,636	139	62
Totals	751	2,239	4,159	241	139

Total votes cast for Gary LaVoye (ACP) plus (R) equals: 2,990

Plurality: 1,169

61st District	Randall I. Graff (ACP)	Ruth C. Fahrbach (R)	Randall I. Graff (D)
East Granby, part of	3	32	11
Suffield	421	3,100	783
Windsor, part of	661	2,443	1,177
Totals	1,085	5,575	1,971

Total votes cast for Randall I. Graff (ACP) plus (D) equals: 3,056

Plurality: 2,519

62nd District	No Nomination (ACP)	Richard F. Ferrari (R)	No Nomination (D)
Barkhamsted		879	
East Granby, part of		1,249	
Granby		2,671	
New Hartford		1,600	
Totals		6,399	

63rd District	No Nomination (ACP)	F. Philip Prelli (R)	Ray Pavlak (D)
Canaan		250	126
Colebrook		399	167
Hartland		570	151
Norfolk		433	223
North Canaan		701	238
Winchester		2,458	1,145
Totals		4,811	2,050

Plurality: 2,761

VOTE FOR STATE REPRESENTATIVES, NOVEMBER 8, 1994
ASSEMBLY DISTRICTS

64th District	Mary Ann O'Sullivan (ACP)	Andrew Roraback (R)	Mary Ann O'Sullivan (D)
Cornwall	187	271	233
Goshen	125	743	261
Salisbury	362	787	581
Sharon	215	574	358
Torrington, part of	804	2,445	1,542
Totals	1,693	4,820	2,975

Total votes cast for Mary Ann O'Sullivan (ACP) plus (D) equals: 4,668

Plurality: 152

65th District	Stephanie M. Weaver (ACP)	Brian E. Mattiello (R)	Stephanie M. Weaver (D)
Torrington, part of	665	4,944	1,736

Total votes cast for Stephanie M. Weaver (ACP) plus (D) equals: 2,401

Plurality: 2,543

66th District	Victor J. Allan (ACP)	Robert A. Maddox, Jr. (R)	Victor J. Allan (D)
Bethlehem	205	930	389
Litchfield, part of	261	1,763	645
Morris	74	601	217
Warren	34	340	116
Woodbury	258	2,368	826
Totals	832	6,002	2,193

Total votes cast for Victor J. Allan (ACP) plus (D) equals: 3,025

Plurality: 2,977

67th District	No Nomination (ACP)	Jeanne W. Garvey (R)	No Nomination (D)
Kent		833	
New Milford, part of		4,016	
Totals		4,849	

68th District	No Nomination (ACP)	Brian J. Flaherty (R)	No Nomination (D)
Middlebury, part of Watertown		795	
Totals		6,053	

69th District	No Nomination (ACP)	Arthur J. O'Neill (R)	No Nomination (D)
Bridgewater		525	
Roxbury		601	
Southbury, part of Washington		4,618	
Totals		966	

VOTE FOR STATE REPRESENTATIVES, NOVEMBER 8, 1994
ASSEMBLY DISTRICTS

70th District	No Nomination (ACP)	Timothy D. Barth (R)	Bob Mezzo (D)
Naugatuck, part of		3,828	2,567

Plurality: 1,261

71st District	Robert J. Davino (ACP)	Philip A. Giordano (R)	Robert J. Davino (D)
Waterbury, part of	938	4,474	2,084

Total votes cast for Robert J. Davino (ACP) plus (D) equals: 3,022

Plurality: 1,452

72nd District	Reginald G. Beamon (ACP)	Jimmy L. Griffin (R)	Reginald G. Beamon (D)
Waterbury, part of	670	1,439	1,787

Total votes cast for Reginald G. Beamon (ACP) plus (D) equals: 2,457

Plurality: 1,018

Total write-in votes cast for registered write-in candidate Richard John Cam: 2

73rd District	No Nomination (ACP)	Kenneth Schwartz (R)	Joan V. Hartley (D)
Waterbury, part of		2,961	4,606

Plurality: 1,645

74th District	No Nomination (ACP)	Paul D. D'Angelo (R)	Michael J. Jarjura (D)
Waterbury, part of		2,272	4,535

Plurality: 2,263

75th District	No Nomination (ACP)	John F. Aloseph, Jr. (R)	Thomas F. Conway (D)
Waterbury, part of		1,189	2,314

Plurality: 1,125

76th District	No Nomination (ACP)	John E. Piscopo (R)	No Nomination (D)
Burlington		1,896	
Harwinton		1,552	
Litchfield, part of		465	
Thomaston		2,032	
Totals		5,945	

VOTE FOR STATE REPRESENTATIVES, NOVEMBER 8, 1994
ASSEMBLY DISTRICTS

77th District	Roger B. Michele (ACP)	James E. White (R)	Roger B. Michele (D)
Bristol, part of	1,342	3,483	2,973

Total votes cast for Roger B. Michele (ACP) plus (D) equals: 4,315

Plurality: 832

78th District	No Nomination (ACP)	William A. Hamzy (R)	Ellen A. Zoppo (D)
Bristol, part of		1,297	1,841
Plymouth		2,318	1,367
Totals		3,615	3,208

Plurality: 407

79th District	No Nomination (ACP)	Ron Cormier (R)	Kosta Diamantis (D)
Bristol, part of		2,662	2,864
Southington, part of		190	98
Totals		2,852	2,962

Plurality: 110

80th District	No Nomination (ACP)	Dennis H. Cleary (R)	No Nomination (D)	John W. Obiden (CC)
Southington, part of		1,949		126
Wolcott		4,274		394
Totals		6,223		520

Plurality: 5,703

81st District	No Nomination (ACP)	Angelo M. Fusco (R)	Dennis F. Putala (D)
Southington, part of		5,272	2,639

Plurality: 2,633

82nd District	No Nomination (ACP)	Brenda J. Vumbaco (R)	Emil (Buddy) Altobello (D)
Meriden, part of		2,954	3,123
Middlefield, part of		371	378
Totals		3,325	3,501

Plurality: 176

VOTE FOR STATE REPRESENTATIVES, NOVEMBER 8, 1994
ASSEMBLY DISTRICTS

83rd District	No Nomination (ACP)	Jim Tavegia (R)	James W. Abrams (D)
Meriden, part of		2,356	2,735
Wallingford, part of		996	907
Totals		3,352	3,642

Plurality: 290

84th District	Christopher G. Donovan (ACP)	Lillian Toni Soboleski (R)	Christopher G. Donovan (D)	Donald W. Whelan (L)
Meriden, part of	754	1,590	1,919	76
Total votes cast for Christopher G. Donovan (ACP) plus (D) equals: 2,673				

Plurality: 1,083

85th District	Mary M. Mushinsky (ACP)	Barbara Berger Chayer (R)	Mary M. Mushinsky (D)
Wallingford, part of	1,685	2,716	3,165
Total votes cast for Mary M. Mushinsky (ACP) plus (D) equals: 4,850			

Plurality: 2,134

Total write-in votes cast for registered write-in candidate Wayne B. McDermott Jr.: 0

86th District	No Nomination (ACP)	Robert M. Ward (R)	Paul Burns (D)
East Haven, part of		569	762
Guilford, part of		654	340
North Branford		3,098	1,153
Totals		4,321	2,255

Plurality: 2,066

87th District	Steve Fontana (ACP)	Curtis D. Andrews, Jr. (R)	Steve Fontana (D)
Hamden, part of	341	794	874
North Haven, part of	863	3,780	2,323
Totals	1,204	4,574	3,197

Total votes cast for Steve Fontana (ACP) plus (D) equals: 4,401

Plurality: 173

88th District	Nancy Beals (ACP)	Nicholas M. Troiano (R)	Nancy Beals (D)
Hamden, part of	839	2,104	2,378
New Haven, part of	56	217	334
North Haven, part of	369	1,049	848
Totals	1,264	3,370	3,560

Total votes cast for Nancy Beals (ACP) plus (D) equals: 4,824

Plurality: 1,454

VOTE FOR STATE REPRESENTATIVES, NOVEMBER 8, 1994
ASSEMBLY DISTRICTS

89th District	Vickie Orsini Nardello (ACP)	Keith E. Robertson (R)	Vickie Orsini Nardello (D)
Bethany	329	1,060	679
Cheshire, part of	727	1,904	1,238
Prospect	793	1,692	1,057
Totals	1,849	4,656	2,974

Total votes cast for Vickie Orsini Nardello (ACP) plus (D) equals: 4,823

Plurality: 167

90th District	No Nomination (ACP)	John Gremelsbacker (R)	Mary Fritz (D)
Cheshire, part of		1,868	2,685
Wallingford, part of		832	2,164
Totals		2,700	4,849

Plurality: 2,149

91st District	Peter F. Villano (ACP)	Frank Cesare (R)	Peter F. Villano (D)
Hamden, part of	1,125	1,986	3,258

Total votes cast for Peter F. Villano (ACP) plus (D) equals: 4,383

Plurality: 2,397

92nd District	Patricia Dillon (ACP)	No Nomination (R)	Patricia Dillon (D)
New Haven, part of	704		3,446

Total votes cast for Patricia Dillon (ACP) plus (D) equals: 4,150

93rd District	Howard C. Scipio (ACP)	Wayne E. Travers, Jr. (R)	Howard C. Scipio (D)	W. Reed Smith (TTR)
New Haven, part of	306	241	1,809	202

Total votes cast for Howard C. Scipio (ACP) plus (D) equals: 2,115

Plurality: 1,874

94th District	William Dyson (ACP)	No Nomination (R)	William Dyson (D)
New Haven, part of	329		2,217

Total votes cast for William Dyson (ACP) plus (D) equals: 2,546

95th District	No Nomination (ACP)	Michael Bruno (R)	John S. Martinez (D)
New Haven, part of		304	2,036

Plurality: 1,732

VOTE FOR STATE REPRESENTATIVES, NOVEMBER 8, 1994
ASSEMBLY DISTRICTS

96th District	Jose Vazquez, Jr. (ACP)	Jose Vazquez, Jr. (R)	Cameron C. Staples (D)
New Haven, part of	192	512	2,666

Total votes cast for Jose Vazquez, Jr. (ACP) plus (R) equals: 704

Plurality: 1,962

97th District	Chris DePino (ACP)	Chris DePino (R)	Michael Aiello (D)
New Haven, part of	965	2,711	2,310

Total votes cast for Chris DePino (ACP) plus (R) equals: 3,676

Plurality: 1,366

98th District	No Nominations (ACP)	Richard Greenalch, Jr. (R)	Patricia Widlitz (D)
Branford, part of		799	697
Guilford, part of		2,524	3,789
Totals		3,323	4,486

Plurality: 1,163

99th District	Michael P. Lawlor (ACP)	Joseph "Buddy" Maturo (R)	Michael P. Lawlor (D)
Branford, part of	80	117	151
East Haven, part of	945	3,293	3,050
Totals	1,025	3,410	3,201

Total votes cast for Michael P. Lawlor (ACP) plus (D) equals: 4,226

Plurality: 816

100th District	No Nomination (ACP)	Joseph C. Gallo (R)	Susan Bysiewicz (D)
Durham		921	1,452
Middlefield, part of		288	701
Middletown, part of		1,432	3,252
Totals		2,641	5,405

Plurality: 2,764

101st District	No Nomination (ACP)	Peter Metz (R)	No Nomination (D)
Clinton, part of		234	
Killingworth		1,233	
Madison		4,650	
Totals		6,117	

102nd District	No Nomination (ACP)	Dominic A. Buonocore (R)	Robert J. Dingus (D)
Branford, part of		4,418	3,468

Plurality: 950

VOTE FOR STATE REPRESENTATIVES, NOVEMBER 8, 1994
ASSEMBLY DISTRICTS

103rd District	No Nomination (ACP)	Lucien DiMeo (R)	Raymond F. Angelo, Jr. (D)
Cheshire, part of		900	804
Hamden, part of		2,185	1,876
Wallingford, part of		1,070	690
Totals		4,155	3,370

Plurality: 785

104th District	No Nomination (ACP)	Patrick E. Freeman (R)	Vincent J. Tonucci (D)
Ansonia, part of		1,917	2,934
Derby, part of		443	1,029
Totals		2,360	3,963

Plurality: 1,603

105th District	No Nomination (ACP)	No Nomination (R)	John W. Betkoski III (D)
Ansonia, part of			355
Beacon Falls			1,035
Seymour			2,615
Totals			4,005

106th District	Julia B. Wasserman (ACP)	Julia B. Wasserman (R)	No Nomination (D)	Dianna M. Benedetto (I)
Bethel, part of	551	1,826		206
Newtown, part of	1,079	2,716		381
Totals	1,630	4,542		587

Total votes cast for Julia B. Wasserman (ACP) plus (R) equals: 6,172

Plurality: 5,585

107th District	Robert Recio (ACP)	B. Scott Santa-Maria (R)	Robert Recio (D)	Anthony A. Tomaino (I)
Bethel, part of	205	1,997	643	62
Brookfield	394	3,554	1,239	29
Totals	599	5,551	1,882	91

Total votes cast for Robert Recio (ACP) plus (D) equals: 2,481

Plurality: 3,070

108th District	No Nomination (ACP)	Norma Gyle (R)	No Nomination (D)	Judy S. Bolt (I)
New Fairfield		3,067		472
New Milford, part of		1,287		88
Sherman		833		70
Totals		5,187		630

Plurality: 4,557

VOTE FOR STATE REPRESENTATIVES, NOVEMBER 8, 1994
ASSEMBLY DISTRICTS

109th District	Lew Wallace (ACP)	Donald W. Boughton (R)	Lew Wallace (D)	Irene M. Perkins (I)
Danbury, part of	740	2,771	1,915	63

Total votes cast for Lew Wallace (ACP) plus (D) equals: 2,655

Plurality: 116

110th District	Bob Godfrey (ACP)	Joseph J. Rosato (R)	Bob Godfrey (D)	Kenneth Fox (I)
Danbury, part of	445	1,761	1,706	34

Total votes cast for Bob Godfrey (ACP) plus (D) equals: 2,151

Plurality: 390

111th District	Julia B. Masters (ACP)	Christopher R. Scalzo (R)	Julia B. Masters (D)
Ridgefield	1,168	5,369	2,304

Total votes cast for Julia B. Masters (ACP) plus (D) equals: 3,472

Plurality: 1,897

112th District	No Nomination (ACP)	William J. Varese (R)	Peggy M. Hill (D)
Monroe		4,266	1,788
Newtown, part of		1,116	594
Totals		5,382	2,382

Plurality: 3,000

113th District	No Nomination (ACP)	Richard O. Belden (R)	Gene Kierce (D)
Shelton, part of		5,989	1,789

Plurality: 4,200

114th District	Ellen Scalettar (ACP)	Patricia Logioco (R)	Ellen Scalettar (D)
Derby, part of	529	825	731
Orange, part of	562	1,854	1,133
Woodbridge	799	1,486	1,509
Totals	1,890	4,165	3,373

Total votes cast for Ellen Scalettar (ACP) plus (D) equals: 5,263

Plurality: 1,098

115th District	No Nomination (ACP)	Joanne C. Satmary (R)	Stephen D. Dargan (D)
West Haven, part of		1,934	4,070

Plurality: 2,136

VOTE FOR STATE REPRESENTATIVES, NOVEMBER 8, 1994
ASSEMBLY DISTRICTS

116th District	No Nomination (ACP)	John A. Samperi (R)	Louis P. Esposito (D)
West Haven, part of		2,291	2,751
Plurality: 460			
117th District	No Nomination (ACP)	Ray Collins (R)	Carl Guarneri (D)
Milford, part of		1,884	719
Orange, part of		1,533	749
West Haven, part of		1,843	1,754
Totals		5,260	3,222
Plurality: 2,038			
118th District	No Nomination (ACP)	Margaret H. Filakosky (R)	James A. Amann (D)
Milford, part of		2,552	3,966
Plurality: 1,414			
119th District	Richard Roy (ACP)	William H. Hofmeister (R)	Richard Roy (D)
Milford, part of	1,260	3,322	2,941
Total votes cast for Richard Roy (ACP) plus (D) equals: 4,201			
Plurality: 879			
120th District	No Nomination (ACP)	J. Vincent Chase (R)	Vincent J. Kostzewski (D)
Stratford, part of		6,171	2,063
Plurality: 4,108			
121st District	No Nomination (ACP)	Rudolf John Weiss (R)	Terrance E. Backer (D)
Stratford, part of		2,300	4,258
Plurality: 1,958			
122nd District	No Nomination (ACP)	Lawrence G. Miller (R)	Estaban Hermanowycz (D)
Shelton, part of		3,308	1,342
Stratford, part of		1,827	783
Trumbull, part of		1,057	338
Totals		6,192	2,463
Plurality: 3,729			
123rd District	No Nomination (ACP)	Dale W. Radcliffe (R)	Earl R. Altieri (D)
Trumbull, part of		6,012	2,551
Plurality: 3,461			

VOTE FOR STATE REPRESENTATIVES, NOVEMBER 8, 1994
ASSEMBLY DISTRICTS

124th District	No Nomination (ACP)	Joseph Borges II (R)	Ernest E. Newton, II (D)
Bridgeport, part of		730	1,681
Plurality: 951			

125th District	Robert T. Keeley, Jr. (ACP)	John Mark Hosier (R)	Robert T. Keeley, Jr. (D)
Bridgeport, part of	409	1,380	2,433
Total votes cast for Robert T. Keeley, Jr. (ACP) plus (D) equals: 2,842			
Plurality: 1,462			

126th District	Christopher L. Caruso (ACP)	Willie J. Smith (R)	Christopher L. Caruso (D)
Bridgeport, part of	527	1,037	2,573
Total votes cast for Christopher L. Caruso (ACP) plus (D) equals: 3,100			
Plurality: 2,063			

127th District	No Nomination (ACP)	Michael J. Horvath (R)	Jacqueline M. Cocco (D)	Chester S. Kubel (I)
Bridgeport, part of		1,504	2,704	8
Fairfield, part of		1,273	1,317	57
Totals		2,777	4,021	65
Plurality: 1,244				

128th District	No Nomination (ACP)	Annette Segarra-Negron (R)	Edna I. Garcia (D)
Bridgeport, part of		471	1,007
Plurality: 536			

129th District	Lee Samowitz (ACP)	Thomas N. Kelly (R)	Lee Samowitz (D)
Bridgeport, part of	437	1,954	2,072
Total votes cast for Lee Samowitz (ACP) plus (D) equals: 2,509			
Plurality: 555			

130th District	Americo Santiago (ACP)	James F. Dennis (R)	Americo Santiago (D)
Bridgeport, part of	140	349	1,090
Total votes cast for Americo Santiago (ACP) plus (D) equals: 1,230			
Plurality: 881			

VOTE FOR STATE REPRESENTATIVES, NOVEMBER 8, 1994
ASSEMBLY DISTRICTS

131st District	No Nomination (ACP)	Ronald S. San Angelo (R)	Ziegmont W. Baranowski (D)
Middlebury, part of		1,316	340
Naugatuck, part of		1,759	570
Oxford		2,294	733
Southbury, part of		444	134
Totals		5,813	1,777

Plurality: 4,036

132nd District	No Nomination (ACP)	Carl J. Dickman (R)	Robert G. Lee (D)	Alison E. Mortimer (I)
Fairfield, part of		4,323	3,484	147

Plurality: 839

133rd District	No Nomination (ACP)	Paul Martin Tymniak (R)	Gloria Hunter (D)	Bernard A. Nevas (NL)
Fairfield, part of		2,114	1,111	15
Weston, part of		626	527	6
Westport, part of		2,409	2,418	59
Totals		5,149	4,056	80

Plurality: 1,093

134th District	Eileen Kennelly Wilcox (ACP)	John E. Stone, Jr. (R)	Eileen Kennelly Wilcox (D)
Fairfield, part of	643	2,771	2,244
Trumbull, part of	234	1,684	918
Totals	877	4,455	3,162

Total votes cast for Eileen Kennelly Wilcox (ACP) plus (D) equals: 4,039

Plurality: 416

135th District	No Nomination (ACP)	John E. Stripp (R)	No Nomination (D)
Easton		1,978	
Newtown, part of		519	
Redding		1,979	
Weston, part of		1,611	
Totals		6,087	

136th District	No Nomination (ACP)	Jo Fuchs (R)	Jonathan Ferstenberg (D)
Norwalk, part of		2,163	1,103
Westport, part of		3,465	1,376
Totals		5,628	2,479

Plurality: 3,149

VOTE FOR STATE REPRESENTATIVES, NOVEMBER 8, 1994
ASSEMBLY DISTRICTS

137th District	No Nomination (ACP)	Thomas J. Cullen (R)	Alex Knopp (D)
Norwalk, part of		2,150	3,036

Plurality: 886

138th District	Dean Esposito (ACP)	David Cappiello (R)	Dean Esposito (D)	Joanne Chelednik (I)
Danbury, part of	695	3,574	2,162	79

Total votes cast for Dean Esposito (ACP) plus (D) equals: 2,857

Plurality: 717

139th District	Kevin Ryan (ACP)	Herbert Burt (R)	Kevin Ryan (D)
Bozrah	262	418	400
Franklin	214	230	354
Lebanon, part of	358	476	605
Montville, part of	1,867	971	1,825
Totals	2,701	2,095	3,184

Total votes cast for Kevin Ryan (ACP) plus (D) equals: 5,885

Plurality: 3,790

140th District	Donnie R. Sellers, Sr. (ACP)	Fabian Vega (R)	Donnie R. Sellers, Sr. (D)
Norwalk, part of	468	1,369	1,844

Total votes cast for Donnie R. Sellers, Sr. (ACP) plus (D) equals: 2,312

Total write-in votes cast for registered write-in candidate Alan Osselmann: 0

Plurality: 943

141st District	No Nomination (ACP)	John J. Ryan (R)	No Nomination (D)
Darien		5,321	
Norwalk, part of		1,131	
Totals		6,452	

142nd District	No Nomination (ACP)	Lawrence F. Cafero, Jr. (R)	Willard Salzer (D)
Norwalk, part of		4,912	2,070
Wilton, part of		660	228
Totals		5,572	2,298

Plurality: 3,274

143rd District	No Nomination (ACP)	Leslie T. Young (R)	No Nomination (D)
New Canaan, part of		2,626	
Wilton, part of		3,753	
Totals		6,379	

VOTE FOR STATE REPRESENTATIVES, NOVEMBER 8, 1994
ASSEMBLY DISTRICTS

144th District	No Nomination (ACP)	No Nomination (R)	John Wayne Fox (D)
Stamford, part of			3,575

Total write-in votes cast for registered write-in candidate Joel Furst: 0

145th District	No Nomination (ACP)	No Nomination (R)	Christel H. Truglia (D)
Stamford, part of			1,640

146th District	No Nomination (ACP)	Cheryll A. Duerk (R)	Moira K. Lyons (D)	Maxine Gaudio (NL)
Stamford, part of		1,816	2,959	27
Plurality: 1,143				

147th District	No Nomination (ACP)	Michael C. Fedele (R)	No Nomination (D)
New Canaan, part of		2,675	
Stamford, part of		2,969	
Totals:		5,644	

148th District	Anne B. McDonald (ACP)	William M. Dudas (R)	Anne B. McDonald (D)
Stamford, part of	642	1,691	2,060
Total votes cast for Anne B. McDonald (ACP) plus (D) equals: 2,702			
Plurality: 1,011			

149th District	No Nomination (ACP)	Janet K. Lockton (R)	John C. Loesser (D)
Greenwich, part of		2,699	1,204
Stamford, part of		1,803	1,622
Totals		4,502	2,826
Plurality: 1,676			

150th District	No Nomination (ACP)	Marilyn A. Hess (R)	Henry A. Davis, Jr. (D)	Gordon C. Haave (L)
Greenwich, part of		4,605	1,634	186
Plurality: 2,971				

151st District	No Nomination (ACP)	Claudia M. Powers (R)	Elaine M. Suchman (D)
Greenwich, part of		5,210	2,131
Plurality: 3,079			

VOTE FOR SHERIFF, NOVEMBER 8, 1994

FAIRFIELD COUNTY	No Nomination (ACP)	Edwin S. Mak (R)	Mina DiSora (D)
Bethel		3,393	1,807
Bridgeport		8,767	11,553
Brookfield		3,134	1,386
Danbury		7,317	5,849
Darien		4,691	1,177
Easton		1,871	785
Fairfield		11,410	6,361
Greenwich		11,410	4,512
Monroe		3,864	1,682
New Canaan		4,680	1,281
New Fairfield		2,646	1,220
Newtown		4,266	2,173
Norwalk		11,137	7,853
Redding		1,830	975
Ridgefield		5,156	2,317
Shelton		8,003	3,574
Sherman		714	356
Stamford		12,368	9,724
Stratford		9,436	5,959
Trumbull		8,212	3,775
Weston		2,028	1,158
Westport		5,280	3,547
Wilton		4,055	1,712
Totals		135,668	80,736

Plurality: 54,932

VOTE FOR SHERIFF, NOVEMBER 8, 1994

HARTFORD COUNTY (D)	No Nomination (ACP)	J. Thomas McNary (R)	Walter J. Kupchunos, Jr.
Avon		3,258	2,196
Berlin		2,987	3,089
Bloomfield		1,819	4,260
Bristol		7,022	8,673
Burlington		1,378	1,160
Canton		1,664	1,263
East Granby		874	700
East Hartford		4,448	8,329
East Windsor		1,132	1,710
Enfield		4,862	6,613
Farmington		3,793	3,464
Glastonbury		5,694	4,734
Granby		1,904	1,272
Hartford		2,728	12,629
Hartland		408	277
Manchester		6,370	9,938
Marlborough		1,012	1,044
New Britain		4,192	9,343
Newington		5,557	6,908
Plainville		2,255	2,832
Rocky Hill		2,340	3,179
Simsbury		5,220	3,361
Southington		6,048	5,562
South Windsor		3,033	6,823
Suffield		2,064	1,600
West Hartford		9,681	13,279
Wethersfield		4,219	5,677
Windsor		3,430	4,867
Windsor Locks		1,520	2,164
Totals		100,912	136,946

Plurality: 36,034

VOIE FOR SHERIFF, NOVEMBER 8, 1994

LITCHFIELD COUNTY	Joseph Lefty Silano (ACP)	Andrew C. Ocif (R)	Joseph Lefty Silano (D)
Barkhamsted	191	663	352
Bethlehem	128	887	378
Bridgewater	56	458	185
Canaan	47	252	87
Colebrook	59	303	179
Cornwall	93	366	181
Goshen	120	678	238
Harwinton	372	1,102	613
Kent	55	829	251
Litchfield	399	2,000	774
Morris	91	561	205
New Hartford	411	1,300	567
New Milford	432	4,557	1,590
Norfolk	82	376	205
North Canaan	104	591	223
Plymouth	416	1,589	1,211
Roxbury	74	497	228
Salisbury	227	857	469
Sharon	117	643	271
Thomaston	247	1,433	725
Torrington	2,130	4,973	4,403
Warren	39	328	116
Washington	152	852	340
Watertown	659	4,257	2,085
Winchester	450	1,700	1,169
Woodbury	31	2,111	868
Totals	7,182	34,163	17,913

Total votes cast for Joseph Lefty Silano (ACP) plus (D) equals: 25,095

Plurality: 9,068

MIDDLESEX COUNTY	No Nomination (ACP)	Joseph E. Bibisi (R)	George R. Zeeb (D)	Orlando J. Zacchio, Jr. (PC)
Chester		661	615	0
Clinton		1,982	1,745	34
Cromwell		2,305	1,959	128
Deep River		824	773	7
Durham		1,065	1,294	25
East Haddam		1,374	1,107	12
East Hampton		1,902	1,591	38
Essex		1,397	827	30
Haddam		1,593	1,367	67
Killingworth		1,175	738	31
Middlefield		812	846	28
Middletown		6,299	5,864	429
Old Saybrook		2,070	1,438	32
Portland		1,514	1,460	70
Westbrook		1,076	715	24
Totals		26,049	22,339	955

Plurality: 3,710

NEW HAVEN COUNTY	No Nomination (ACP)	No Nomination (R)	Henry F. Healey, Jr. (D)
Ansonia			2,762
Beacon Falls			829
Bethany			862
Branford			5,073
Cheshire			4,199
Derby			1,738
East Haven			4,076
Guilford			3,454
Hamden			8,641
Madison			2,155
Meriden			7,402
Middlebury			853
Milford			7,545
Naugatuck			4,003
New Haven			14,686
North Branford			1,788
North Haven			3,530
Orange			2,323
Oxford			1,256
Prospect			1,155
Seymour			2,151
Southbury			2,573
Wallingford			6,164
Waterbury			12,173
West Haven			8,371
Wolcott			2,152
Woodbridge			1,483
Totals			113,397

Total write-in votes cast for registered write-in candidate
Christopher Pasquale: 18

NEW LONDON COUNTY	Betsy Gibson (ACP)	Parke C. Spicer (R)	Gerry Egan (D)
Bozrah	117	432	495
Colchester	862	1,593	1,605
East Lyme	1,175	1,960	2,325
Franklin	73	311	421
Griswold	339	1,013	1,389
Groton	2,622	3,009	3,374
Lebanon	368	1,029	948
Ledyard	805	2,451	1,386
Lisbon	156	480	653
Lyme	218	447	311
Montville	941	1,701	2,375
New London	1,054	1,367	2,874
North Stonington	303	860	559
Norwich	1,404	3,276	7,003
Old Lyme	651	1,221	1,095
Preston	140	1,146	537
Salem	276	455	660
Sprague	155	364	577
Stonington	1,585	2,099	2,300
Voluntown	82	273	339
Waterford	1,391	2,303	3,055
Totals	14,717	27,790	34,281

Plurality: 6,491

VOTE FOR SHERIFF, NOVEMBER 8, 1994

TOLLAND COUNTY	Mike Piccoli (ACP)	Robert W. Neil (R)	Mike Piccoli (D)
Andover	219	465	379
Bolton	404	1,054	502
Columbia	497	682	811
Coventry	663	1,447	1,654
Ellington	772	1,838	1,381
Hebron	604	1,226	946
Mansfield	849	1,185	2,569
Somers	726	1,288	1,102
Stafford	1,270	1,072	2,593
Tolland	1,028	1,881	1,546
Union	59	120	99
Vernon	1,755	3,965	3,738
Willington	482	693	776
Totals	9,328	16,916	18,096

Total votes cast for Mike Piccoli (ACP) plus (D) equals: 27,424

Plurality: 10,508

WINDHAM COUNTY	James Kenney (ACP)	Luther E. Thurlow (R)	James Kenney (D)
Ashford	234	525	672
Brooklyn	410	855	734
Canterbury	343	819	477
Chaplin	90	306	251
Eastford	90	341	195
Hampton	110	256	255
Killingly	693	1,714	1,488
Plainfield	777	1,301	1,476
Pomfret	205	660	498
Putnam	563	839	1,361
Scotland	98	218	203
Sterling	116	316	231
Thompson	607	930	1,403
Windham	1,002	1,596	2,761
Woodstock	408	1,132	871
Totals	5,746	11,808	12,876

Total votes cast for James Kenney (ACP) plus (D) equals: 18,622

Plurality: 6,814

VOTE FOR JUDGE OF PROBATE, NOVEMBER 8, 1994
 PROBATE DISTRICTS

	Elaine N. Camposeo (ACP)	Michael J. Harney (R)	Elaine N. Camposeo (D)
ANDOVER			
Andover	285	380	409
Bolton	698	668	666
Columbia	502	616	838
Totals	1,485	1,664	1,913

Total votes cast for Elaine N. Camposeo (ACP) plus (D) equals: 3,398

Plurality: 1,734

	Dennis R. Poitras (ACP)	Dennis R. Poitras (R)	Dennis R. Poitras (D)
Ashford	0	615	738

Total votes cast for Dennis R. Poitras (ACP) plus (R) plus (D) equals: 1,353

	No Nomination (ACP)	No Nomination (R)	D. Stephen Gaffney (D)
Avon			2,852

	No Nomination (ACP)	Curtis K. Case (R)	No Nomination (D)
Barkhamsted		869	

	No Nomination (ACP)	Walter A. Clebowicz (R)	Walter A. Clebowicz (D)
BERLIN			
Berlin		3,109	2,850
New Britain		4,837	8,489
Totals		7,946	11,339

Total votes cast for Walter A. Clebowicz (R) plus (D) equals: 19,285

	No Nomination (ACP)	No Nomination (R)	Guy D. Yale (D)
Bethany			988

	Martin J. Lawlor Jr. (ACP)	Daniel W. O'Grady (R)	Martin J. Lawlor Jr. (D)
Bethel	729	4,161	1,659

Total votes cast for Martin J. Lawlor, Jr. (ACP) plus (D) equals: 2,388

Plurality: 1,773

VOTE FOR JUDGE OF PROBATE, NOVEMBER 8, 1994
 PROBATE DISTRICTS

	No Nomination (ACP)	Ann McClure (R)	Steven M. Zelman (D)
Bloomfield		2,003	4,036

Plurality: 2,033

	No Nomination (ACP)	Stanley Mokrzewski (R)	Arnold S. Kaplan (D)
Bozrah		550	439

Plurality: 111

	No Nomination (ACP)	No Nomination (R)	John E. Donegan (D)
Branford			5,512

	No Nomination (ACP)	Donald J. Bowers, Jr. (R)	Jonas J. Meyer, III (D)
Bridgeport		7,257	12,661

Plurality: 5,404

	No Nomination (ACP)	Cheryl E. Bricko (R)	Andre D. Dorval (D)
Bristol		7,887	9,050

Plurality: 1,163

	Jeffrey W. Reinen (ACP)	Jeffrey W. Reinen (R)	Jeffrey W. Reinen (D)
Brookfield	534	3,106	1,311

Total votes cast for Jeffrey W. Reinen (ACP) plus (R) plus (D) equals: 4,951

	James K. Kelley (ACP)	No Nomination (R)	James W. Kelley (D)
Brooklyn	584		833

Total votes cast for James K. Kelley (ACP) plus (D) equals: 1,417

VOTE FOR JUDGE OF PROBATE, NOVEMBER 8, 1994
 PROBATE DISTRICTS

	No Nomination (ACP)	No Nomination (R)	Charles W. Bauer (D)
Burlington			1,553

	No Nomination (ACP)	Diana J. Matheson (R)	Diana J. Matheson (D)
CANAAN			
Canaan		248	137
North Canaan		580	305
Totals		828	442

Total votes cast for Diana J. Matheson (R) plus (D) equals: 1,270

	No Nomination (ACP)	Patricia E. Sullivan (R)	Juliette S. Stadnicki (D)
Canterbury		763	812
Plurality: 49			

	No Nomination (ACP)	Raymond Green (R)	No Nomination (D)
Canton		2,155	

	No Nomination (ACP)	Patricia D. R. Boyd (R)	No Nomination (D)
Chaplin		451	

	No Nomination (ACP)	Raymond F. Voelker (R)	Kathryn H. Smith (D)
CHESHIRE			
Cheshire		6,065	3,504
Prospect		1,737	1,266
Totals		7,802	4,770
Plurality: 3,032			

	No Nomination (ACP)	Anselmo M. Delia (R)	William L. Dunn (D)
Clinton		1,982	2,171

Plurality: 189

VOTE FOR JUDGE OF PROBATE, NOVEMBER 8, 1994
 PROBATE DISTRICTS

	No Nomination (ACP)	Kevin Kennedy (R)	Gregory E. Kehaya (D)
Colchester		2,978	1,306

Plurality: 1,672

	No Nomination (ACP)	Margaret D. Cooley (R)	Margaret D. Cooley (D)
Cornwall		349	275

Total votes cast for Margaret D. Cooley (R) plus (D) equals: 624

	No Nomination (D)	David C. Rappe (R)	No Nomination (D)
Coventry		2,332	

	No Nomination (ACP)	Dianne E. Yamin (R)	Thomas J. Valeri (D)
Danbury		10,853	4,448

Plurality: 6,405

	No Nomination (ACP)	William H. Atkinson (R)	No Nomination (D)
Darien		5,102	

	No Nomination (ACP)	Patricia L. Damon (R)	Paula R. Strobel (D)
Deep River		941	759

Plurality: 182

	No Nomination (ACP)	George W. Boath Jr. (R)	Clifford D. Hoyle (D)
DERBY			
Ansonia		2,110	3,317
Derby		1,238	1,849
Seymour		2,202	2,403
Totals		5,550	7,569

Plurality: 2,019

VOTE FOR JUDGE OF PROBATE, NOVEMBER 8, 1994
 PROBATE DISTRICTS

	No Nomination (ACP)	Reid R. Samuelson (R)	No Nomination (D)
Eastford		443	
	No Nomination (ACP)	Paul A. Ridgeway (R)	No Nomination (D)
East Granby		1,227	
	No Nomination (ACP)	Paul D. Buhl (R)	Marge Hoffmann-Calltharp (D)
East Haddam (Full Term)		1,494	1,196
Plurality: 298			
	No Nomination (ACP)	Paul D. Buhl (R)	Marge Hoffman-Calltharp (D)
East Haddam (To Fill Vacancy)		1,386	1,165
Plurality: 221			
	No Nomination (ACP)	Maria F. Rand (R)	Anne McKinney (D)
East Hampton		1,409	2,649
Plurality: 1,240			
	No Nomination (ACP)	Ann Kennedy Fulco (R)	Francis C. Vignati, Jr. (D)
East Hartford		7,018	6,861
Plurality: 157			
	No Nomination (ACP)	William W. Cote (R)	Thomas J. Giaino (D)
East Haven		3,429	4,339
Plurality: 910			
	No Nomination (ACP)	Leo J. McNamara (R)	Leo J. McNamara (D)
East Lyme		2,809	2,036
Total votes cast for Leo J. McNamara (R) plus (D) equals: 4,845			

VOTE FOR JUDGE OF PROBATE, NOVEMBER 8, 1994
 PROBATE DISTRICTS

	No Nomination (ACP)	William E. Grace (R)	William E. Grace (D)
<u>EAST WINDSOR</u>			
East Windsor		1,300	1,430
South Windsor*			8,915
Totals		1,300	10,345

Total votes cast for William E. Grace (R) plus (D) equals: 11,645

*South Windsor : Grace (R) and (D) votes combined are listed in (D) Column.

	No Nomination (ACP)	John L. Giulietti (R)	Thomas F. Rady III (D)
<u>ELLINGTON</u>			
Ellington		1,861	1,910
Vernon		4,145	4,650
Totals		6,006	6,560

Plurality: 554

	No Nomination (ACP)	Russell L. Scull (R)	Susan L. Warner (D)	Richard M. Tatoian (PC)
<u>ENFIELD</u>				
Enfield (Full Term)		2,808	7,458	3,019

Plurality: 4,439

	No Nomination (ACP)	Russell L. Scull (R)	Susan L. Warner (D)	Richard M. Tatoian (PC)
<u>ENFIELD</u>				
Enfield (To Fill Vacancy)		2,775	6,798	2,787

Plurality: 4,011

	No Nomination (ACP)	Deborah M. Holcomb (R)	No Nomination (D)
<u>ESSEX</u>			
Essex		1,733	

	No Nomination (ACP)	Daniel F. Caruso (R)	Richard H. Saxl (D)	Paul M. Haydu (I)
<u>FAIRFIELD</u>				
Fairfield		12,153	7,037	242
Plurality: 5,116				

	No Nomination (ACP)	J. David Morrissey (R)	No Nomination (D)
<u>FARMINGTON</u>			
Farmington		5,064	

VOTE FOR JUDGE OF PROBATE, NOVEMBER 8, 1994
 PROBATE DISTRICTS

	Donald L. Hamer (ACP)	No Nomination (R)	Donald L. Hamer (D)
Glastonbury	3,772		4,808
Total votes cast for Donald L. Hamer (ACP) plus (D) equals: 8,580			
	No Nomination (ACP)	Philip D. Main (R)	No Nomination (D)
Granby		2,630	
	No Nomination (ACP)	David R. Tobin (R)	No Nomination (D)
Greenwich		12,815	
	No Nomination (ACP)	George Kennedy (R)	George Kennedy (D)
Griswold		1,175	1,395
Total votes cast for George Kennedy (R) plus (D) equals: 2,570			
	No Nomination (ACP)	No Nomination (R)	Frederick W. Palm, Jr. (D)
Groton			4,614
	No Nomination (ACP)	Shirley M. Sabine (R)	No Nomination (D)
Guilford		4,838	
	No Nomination (ACP)	Keith R. Ainsworth (R)	Sharon G. Kapitulik (D)
Haddam		1,151	1,945

Plurality: 794

VOTE FOR JUDGE OF PROBATE, NOVEMBER 8, 1994
 PROBATE DISTRICTS

	Salvatore L. Diglio (ACP)	Joshua Winnick (R)	Salvatore L. Diglio (D)
Hamden	2,969	5,750	8,192
Total votes cast for Salvatore L. Diglio (ACP) plus (D) equals: 11,161			
Plurality: 5,411			

	No Nomination (ACP)	Jeannine Lamont (R)	Jeannine Lamont (D)
Hampton		319	297
Total votes cast for Jeannine Lamont (R) plus (D) equals: 616			

	No Nomination (ACP)	No Nomination (R)	Robert K. Killian, Jr. (D)
Hartford			12,601

	No Nomination (ACP)	Beatrice Y. Isabelle (R)	Beatrice Y. Isabelle (D)
Hartland		463	218
Total votes cast for Beatrice Y. Isabelle (R) plus (D) equals: 681			

	John W. Pickard (ACP)	No Nomination (R)	John W. Pickard (D)
Harwinton	577		797
Total votes cast for John W. Pickard (ACP) plus (D) equals: 1,374			

	No Nomination (ACP)	No Nomination (R)	Kathleen Sawyer (D)
Hebron			1,922

	No Nomination (ACP)	Barbara L. Miller (R)	Barbara L. Miller (D)
Kent		635	421
Total votes cast for Barbara L. Miller (R) plus (D) equals: 1,056			

VOTE FOR JUDGE OF PROBATE, NOVEMBER 8, 1994
 PROBATE DISTRICTS

	Bertram J. Anderson (ACP)	Bertram J. Anderson (R)	John S. Horne (D)
Killingly	696	1,715	1,466
Total votes cast for Bertram J. Anderson (ACP) plus (R) equals: 2,411			
Plurality: 945			

	No Nomination (ACP)	Judith P. Lentz (R)	Judith P. Lentz (D)
Killingworth		1,177	777
Total votes cast for Judith P. Lentz (R) plus (D) equals: 1,954			

	No Nomination (ACP)	George P. Randall (R)	No Nomination (D)
Lebanon		1,714	

	Gertrude B. Smith (ACP)	Gertrude B. Smith (R)	Sharon Lee Wadecki (D)
Ledyard	939	2,374	1,413
Total votes cast for Gertrude B. Smith (ACP) plus (R) equals: 3,313			
Plurality: 1,900			

	Arleen G. Keegan (ACP)	No Nomination (R)	Arleen G. Keegan (D)
LITCHFIELD			
Litchfield	922		1,145
Morris	212		324
Warren	96		163
Totals	1,230		1,632
Total votes cast for Arleen G. Keegan (ACP) plus (D) equals: 2,862			

	No Nomination (ACP)	William T. Koch, Jr. (R)	James W. McFarland (D)
Lyme		662	276
Plurality: 386			

	George G. McManus, Jr. (ACP)	George G. McManus, Jr. (R)	No Nomination (D)
Madison	1,578	3,755	
Total votes cast for George G. McManus, Jr. (ACP) plus (R) equals: 5,333			

VOTE FOR JUDGE OF PROBATE, NOVEMBER 8, 1994
 PROBATE DISTRICTS

	Geoffrey Naab (ACP)	Geoffrey Naab (R)	John W. Cooney (D)
Manchester	2,403	6,085	9,758

Total votes cast for Geoffrey Naab (ACP) plus (R) equals: 8,488

Plurality: 1,270

	Carol L. Pellegrine (ACP)	Carol L. Pellegrine (R)	George E. Hill (D)
Mansfield	861	1,477	2,539

Total votes cast for Carol L. Pellegrine (ACP) plus (R) equals: 2,338

Plurality: 201

	No Nomination (ACP)	Frank J. Corbo, Jr. (R)	William J. Heslin, III (D)
Marlborough		1,045	1,206

Plurality: 161

	John F. Papandrea (ACP)	Ronald J. Stempien (R)	John F. Papandrea (D)
Meriden	2,624	7,134	6,310

Total votes cast for John F. Papandrea (ACP) plus (D) equals: 8,934

Plurality: 1,300

	No Nomination (ACP)	Howard Brigham Field III (R)	Joseph D. Marino (D)
MIDDLETOWN			
Cromwell		1,564	2,781
Durham		1,009	1,345
Middlefield		576	1,074
Middletown		3,296	8,828

Totals 6,445 14,028

Plurality: 7,583

	No Nomination (ACP)	Bernard F. Joy (R)	Bernard F. Joy (D)
Milford		8,170	6,941

Total votes cast for Bernard F. Joy (R) plus (D) equals: 15,111.

	Linda J. Mott (ACP)	Ellen L. Hillman (R)	Linda J. Mott (D)
Montville	1,466	1,527	1,970

Total votes cast for Linda J. Mott (ACP) plus (D) equals: 3,436

Plurality: 1,909

VOTE FOR JUDGE OF PROBATE, NOVEMBER 8, 1994
PROBATE DISTRICTS

NAUGATUCK	No Nomination (ACP)	No Nomination (R)	Robert M. Siuzdak (D)
Beacon Falls			889
Naugatuck			4,572
Totals			5,461
<hr/>			
	No Nomination (ACP)	Richard E. Burke (R)	No Nomination (D)
New Canaan		5,162	
<hr/>			
	No Nomination (ACP)	James F. McKernan (R)	Peter R. Larkin (D)
New Fairfield		1,747	2,476
<hr/>			
Plurality: 729			
<hr/>			
	No Nomination (ACP)	Norman E. Rogers, Jr. (R)	No Nomination (D)
New Hartford		1,710	
<hr/>			
	No Nomination (ACP)	No Nomination (R)	John A. Keyes (D)
New Haven			15,127
<hr/>			
NEWINGTON	No Nomination (ACP)	No Nomination (R)	Sheila M. Hennessey (D)
Newington			10,694
Rocky Hill			3,413
Wethersfield			6,581
Totals			20,688
<hr/>			
NEW LONDON	Mathew H. Greene (ACP)	W. Kenneth Foss (R)	Mathew H. Greene (D)
New London	1,444	1,381	2,472
Waterford	1,840	2,402	2,505
Totals	3,284	3,783	4,977

Total votes cast for Mathew H. Greene (ACP) plus (D) equals: 8,261

Plurality: 4,478

VOTE FOR JUDGE OF PROBATE, NOVEMBER 8, 1994
 PROBATE DISTRICTS

NEW MILFORD	No	Martin F.	Suzanne L.
Bridgewater	Nomination (ACP)	Landgrebe (R)	Powers (D)
New Milford		294	433
		2,923	3,999
Totals		3,217	4,432

Plurality: 1,215

Newtown	No	Margot S.	No
	Nomination (ACP)	Hall (R)	Nomination (D)
		5,369	

Norfolk	No	Linda F.	Linda F.
	Nomination (ACP)	Riiska (R)	Riiska (D)
		366	293

Total votes cast for Linda F. Riiska (R) plus (D) equals: 659

North Branford	No	Frank J.	Joan M.
	Nomination (ACP)	Forgione (R)	Fitch (D)
		2,582	1,744

Plurality: 838

North Haven	No	Eileen B.	Cheryl A.
	Nomination (ACP)	Donahue (R)	Juniewicz (D)
		6,045	2,528

Plurality: 3,517

North Stonington	No	Teresa A.	William H.
	Nomination (ACP)	Pensis (R)	Hescock (D)
		909	906

Plurality: 3

VOTE FOR JUDGE OF PROBATE, NOVEMBER 8, 1994
 PROBATE DISTRICTS

	No Nomination (ACP)	John E. Vallerie Jr. (R)	No Nomination (D)
NORWALK			
Norwalk		13,132	
Wilton		4,435	
Totals		17,567	

	Linda M. Salafia (ACP)	Linda M. Salafia (R)	Lina M. Salafia (D)
NORWICH			
Franklin	179	284	310
Lisbon	303	401	557
Norwich*			10,787
Preston	359	701	526
Sprague	228	355	498
Voluntown	134	244	261
Totals	1,203	1,985	12,939

Total votes cast for Linda M. Salafia (ACP) plus (R) plus (D) equals: 16,127

*Norwich: Salafia (ACP), (R) and (D) votes combined are listed in (D) column.

	Sylvia L. Peterson (ACP)	Thomas F. McGarry (R)	Sylvia L. Peterson (D)
Old Lyme	1,159	1,121	989

Total votes cast for Sylvia L. Peterson (ACP) plus (D) equals: 2,148

Plurality: 1,027

	No Nomination (D)	Dorothy W. Rhodes (R)	Dorothy W. Rhodes (D)
Old Saybrook		2,386	1,262

Total votes cast for Dorothy W. Rhodes (R) plus (D) equals: 3,648

	No Nomination (ACP)	Robert W. Carangelo (R)	Robert W. Carangelo (D)
Orange		3,295	2,004

Total votes cast for Robert W. Carangelo (R) plus (D) equals: 5,299

	No Nomination (ACP)	No Nomination (R)	John W. Fertig Jr. (D)
Oxford			1,368

	No Nomination (ACP)	No Nomination (R)	Kathleen Sendley Barry (D)
Plainfield			2,170

VOTE FOR JUDGE OF PROBATE, NOVEMBER 8, 1994
 PROBATE DISTRICTS

	No Nomination (ACP)	Donald G. Wiener (R)	Heidi Famiglietti (D)
Plainville		1,320	4,433

Plurality: 3,113

	No Nomination (ACP)	Ronald G. Mamrosh (R)	Sonja J. deSouza (D)
Plymouth		1,636	1,717

Plurality: 81

	No Nomination (ACP)	Cecile D. Stoddard (R)	Cecile D. Stoddard (D)
Pomfret		799	528

Total votes cast for Cecile D. Stoddard (R) plus (D) equals: 1,327

	Richard J. Guliani (ACP)	Robert L. Curzan (R)	Richard J. Guliani (D)
Portland	1,043	1,435	1,578

Total votes cast for Richard J. Giuliani (ACP) plus (D) equals: 2,621

Plurality: 1,186

	No Nomination (ACP)	Kevin R. Foley (R)	Nicholas R. Scola (D)	Brian J. Kennedy (PC)
Putnam		863	1,676	306

Plurality: 813

	No Nomination (ACP)	Richard L. Emerson (R)	No Nomination (D)
Redding		2,098	

	No Nomination (ACP)	Joseph A. Egan Jr. (R)	Jerry V. Leaphart (D)
Ridgefield		6,505	1,748

Plurality: 4,757

VOTE FOR JUDGE OF PROBATE, NOVEMBER 8, 1994
 PROBATE DISTRICTS

	No Nomination (D)	Jeannette M. Puglio (R)	Jeannette M. Puglio (D)
Roxbury		519	276

Total votes cast for Jeanette M. Puglio (R) plus (D) equals: 795

	No Nomination (ACP)	William C. Kollman II (R)	William C. Kollman II (D)
Salem		685	540

Total votes cast for William C. Kollman (R) plus (D) equals: 1,225

	No Nomination (ACP)	No Nomination (R)	Richard T. Fitzgerald (D)
Salisbury			1,498

	No Nomination (ACP)	Helen B. Bonnie Bennet (R)	Helen B. Bonnie Bennet (D)
SAXBROOK Chester		667	633

Total votes cast for Helen B. Bonnie Bennet (R) plus (D) equals: 1,300

	No Nomination (ACP)	Suzanne J. Xanthos (R)	Suzanne J. Xanthos (D)
Sharon		662	307

Total votes cast for Suzanne J. Xanthos (R) plus (D) equals: 969

	No Nomination (ACP)	Fred J. Anthony (R)	Maurice J. Martin (D)
Shelton		6,279	6,132

Plurality: 147

	No Nomination (ACP)	Barbara J. Ackerman (R)	Barbara J. Ackerman (D)
Sherman		761	374

Total votes cast for Barbara J. Ackerman (R) plus (D) equals: 1,135

	No Nomination (ACP)	Glenn E. Knierim (R)	No Nomination (D)
Simsbury		7,020	

VOTE FOR JUDGE OF PROBATE, NOVEMBER 8, 1994
 PROBATE DISTRICTS

	No Nomination (ACP)	George F. Warner (R)	Francis W. Devlin, Jr. (D)
Somers		1,518	1,665

Plurality: 147

	No Nomination (ACP)	Mary Kay Flaherty (R)	Mary Kay Flaherty (D)
Southbury		4,180	2,231

Total votes cast for Mary Kay Flaherty (R) plus (D) equals: 6,411

	No Nomination (ACP)	Carl J. Sokolowski (R)	Bryan F. Meccariello (D)
Southington		8,315	4,934

Plurality: 3,381

	No Nomination (ACP)	No Nomination (R)	Thomas J. Fiore (D)
STAFFORD Stafford Union			2,593 125
Totals			2,718

	No Nomination (ACP)	Gerald M. Fox (R)	Gerald M. Fox (D)
Stamford		12,222	10,836

Total votes cast for Gerald M. Fox (R) plus (D) equals: 23,058

	No Nomination (ACP)	No Nomination (R)	Signe L. Nowosadko (D)
Sterling			338

VOIE FOR JUDGE OF PROBATE, NOVEMBER 8, 1994
PROBATE DISTRICTS

	No Nomination (ACP)	Anthony D. Lombardo (R)	Paul E. Cravinho (D)
Stonington		2,027	3,631
Plurality: 1,604			
	No Nomination (ACP)	F. Paul Kurmay (R)	No Nomination (D)
Stratford		12,116	
	No Nomination (D)	Beverly T. Patterson (R)	No Nomination (D)
Suffield		2,963	
	No Nomination (ACP)	No Nomination (R)	Susan Kaniewski (D)
Thomaston			1,143
	No Nomination (ACP)	Aileen A. Witkowski (R)	Aileen A. Witkowski (D)
Thompson		1,377	1,390
Total votes cast for Aileen A. Witkowski (R) plus (D) equals: 2,767			
<u>TOLLAND</u>	No Nomination (ACP)	No Nomination (R)	George Baker (D)
Tolland			1,859
Willington			1,052
Totals			2,911
Total write-in votes cast for registered write-in candidate Charles Regan: 1,564			
Plurality: 1,347			
<u>TORRINGTON</u>	No Nomination (ACP)	Michael Magistrali (R)	Joseph J. Gallicchio (D)
Goshen		624	378
Torrington		5,338	5,944
Totals		5,962	6,322
Plurality: 360			

VOTE FOR JUDGE OF PROBATE, NOVEMBER 8, 1994
 PROBATE DISTRICTS

	No Nomination (ACP)	John P. Chiota (R)	Raymond Rizio (D)
TRUMBULL			
Easton		1,590	1,206
Monroe		3,560	2,409
Trumbull		7,645	5,329
Totals		12,795	8,944

Plurality: 3,851

	Phil Wright, Jr. (ACP)	Gordon S. Gilman (R)	Phil Wright, Jr. (D)
Wallingford	3,824	4,064	6,465

Total votes cast for Phil Wright, Jr. (ACP) plus (D) equals: 10,289

Plurality: 6,225

	Victoria M. Cherniske (ACP)	Victoria M. Cherniske (R)	Dorothy G. Hill (D)	George A. Darlow (PC)
Washington	342	765	339	157

Total votes cast for Victoria M. Cherniske (ACP) plus (R) equals: 1,107

Plurality: 768

	James J. Lawlor (ACP)	No Nomination (R)	James J. Lawlor (D)
WATERBURY			
Middlebury	603		861
Waterbury	5,382		12,530
Wolcott	1,258		2,198
Totals	7,243		15,589

Total votes cast for James J. Lawlor (ACP) plus (D) equals: 22,832

	No Nomination (ACP)	No Nomination (R)	Carey R. Geghan (D)
Watertown			3,219

	Constance J. Vogell (ACP)	Jonathan Lovejoy (R)	Constance J. Vogell (D)
Westbrook	591	979	716

Total votes cast for Constance J. Vogell (ACP) plus (D) equals: 1,307

Plurality: 328

VOTE FOR JUDGE OF PROBATE, NOVEMBER 8, 1994
 PROBATE DISTRICTS

	No Nomination (ACP)	John A. Berman (R)	John A. Berman (D)
West Hartford		10,313	12,164

Total votes cast for John A. Berman (R) plus (D) equals: 22,477

	No Nomination (ACP)	Vincent A. Liberti, Jr. (R)	E. Michael Heffernan (D)
West Haven		4,777	8,817

Plurality: 4,040

	No Nomination (ACP)	Earl F. Capuano (R)	Earl F. Capuano (D)
WESTPORT			
Weston		2,088	1,118
Westport		5,431	3,672
Totals		7,519	4,790

Total votes cast for Earl F. Capuano (R) plus (D) equals: 12,309

	No Nomination (ACP)	Gene A. Gouthier (R)	Alan M. Barber (D)
WINCHESTER			
Colebrook		211	326
Winchester		1,359	2,169
Totals		1,570	2,495

Plurality: 925

	Patrick M. Prue (ACP)	Joseph C. Handfield (R)	Patrick M. Prue (D)	Neil L. Mesick (PC)
WINDHAM				
Scotland	116	188	187	44
Windham	1,178	1,655	2,440	851
Totals	1,294	1,843	2,627	895

Total votes cast for Patrick M. Prue (ACP) plus (D) equals: 3,921

Plurality: 2,078

	William D. Chiodo (ACP)	William D. Chiodo (R)	Brian Griffin (D)
Windsor	1,578	3,349	5,155

Total votes cast for William D. Chiodo (ACP) plus (R) equals: 4,927

Plurality: 228

	No Nomination (ACP)	No Nomination (R)	William C. Leary (D)
Windsor Locks			2,616

VOTE FOR JUDGE OF PROBATE, NOVEMBER 8, 1994
 PROBATE DISTRICTS

	Robert H. Horowitz (ACP)	John J. Resnick (R)	Robert H. Horowitz (D)
Woodbridge	599	1,872	1,282

Total votes cast for Robert H. Horowitz (ACP) plus (D) equals: 1,881

Plurality: 9

	No Nomination (ACP)	Mary D. Donaldson (R)	Mary D. Donaldson (D)
WOODBURY			
Bethlehem		898	450
Woodbury		2,293	968
Totals		3,191	1,418

Total votes cast for Mary D. Donaldson (R) plus (D) equals: 4,609

	No Nomination (ACP)	Nancy M. Gale (R)	No Nomination (D)
Woodstock		1,674	

VOTE FOR REGISTRARS OF VOTERS, NOVEMBER 8, 1994

Two to be elected (one Republican and one Democrat) from each town or voting district. However, if a "third candidate" receives the highest or second-highest vote total and does not belong to either the Republican or Democratic party, then all three candidates are declared elected.

Andover	No Nomination (ACP)	Louise F. Parkington (R)	Jane T. Zikus (D)	
		565	420	
Ansonia	No Nomination (ACP)	Callie Vartelas (R)	Lida P. Stahl (D)	
		2,304	2,399	
Ashford	No Nomination (ACP)	John S. Cowen (R)	Alvah H. Phillips (D)	
		638	745	
Avon	No Nomination (ACP)	Ann J. Tilson (R)	Doris M. Dooley (D)	
		3,617	1,863	
Berlin	No Nomination (ACP)	Elizabeth A. Tedeschi (R)	John F. Miller (D)	
		3,679	2,612	
Bethany	No Nomination (ACP)	Gail Q. Civitello (R)	Marian Neal Ash (D)	
		1,027	689	
Bethel	No Nomination (ACP)	Mary H. Legnard (R)	Jane E. Hall (D)	Emily A. Yager (I)
		3,284	2,105	180

VOTE FOR REGISTRARS OF VOTERS, NOVEMBER 8, 1994

Bloomfield	No Nomination (ACP)	Angelita K. Tolly (R)	Naomi Shenkman (D)
		1,979	4,030
Bozrah	No Nomination (ACP)	Adele Fishbone (R)	M. Sue Sullivan (D)
		393	609
Branford	No Nomination (ACP)	Marion E. Burkard (R)	M. Pamela Poskus (D)
		3,757	4,311
Bridgeport	No Nomination (ACP)	Frances L. Bociek (R)	Lucille E. Bruno (D)
		7,278	12,268
Bridgewater	No Nomination (ACP)	Mary H. Roberts (R)	Helen L. Worden (D)
		432	276
Bristol	No Nomination (ACP)	Ellie Klapatch (R)	Marie Jo O'Meara (D)
		7,896	8,501
Brooklyn	No Nomination (ACP)	Cassandra L. Leach (R)	Eleanor L. Warren (D)
		900	900
Burlington	No Nomination (ACP)	Lena R. Spielman (R)	Joan H. Tharau (D)
		1,640	997

VOTE FOR REGISTRARS OF VOTERS, NOVEMBER 8, 1994

Canaan	No Nomination (ACP)	Laura A. Bradley (R)	Jane Anne S. Worthington (D)
		262	136
Canterbury	No Nomination (ACP)	Lloyd L. Anderson (R)	Loreen F. Hegan (D)
		933	587
Chaplin	No Nomination (ACP)	Doris B. Silliman (R)	Geraldine Ann Helmer (D)
		350	297
Cheshire	No Nomination (ACP)	Kathleen E. Nankin (R)	Sheila S. Kelly (D)
		5,604	3,528
Chester	No Nomination (ACP)	George C. Cusack, Jr. (R)	Sandra S. Hesser (D)
		552	744
Clinton	No Nomination (ACP)	Ellen T. McGuinness (R)	Diane L. Shepard (D)
		2,046	1,941
Colchester	No Nomination (ACP)	Barbara E. Gibbons (R)	Dorothy A. Mrowka (D)
		2,167	1,850
Colebrook	No Nomination (ACP)	Eleanor E. Russo (R)	Marion D. Sponzo (D)
		301	231

VOTE FOR REGISTRARS OF VOTERS, NOVEMBER 8, 1994

Columbia	No Nomination (ACP)	Carol W. Price (R)	Astrid S. Belanger (D)
		780	1,090
Cornwall	No Nomination (ACP)	Lisa K. Cruse (R)	Jayne Wingard Ridgway (D)
		296	333
Coventry District 1	No Nomination (ACP)	Janice Kay Hall (R)	Marjorie L. Roach (D)
		780	917
Coventry District 2	No Nomination (ACP)	Sandra D. Ashley (R)	Barbara K. Johnson (D)
		624	682
Coventry District 2A	No Nomination (ACP)	Inge Pope (R)	Donna H. Newton (D)
		152	271
Danbury	Tony Ghecas (ACP)	Jean Natale (R)	George F. Schmiedel (D)
	634	6,590	7,025
Darien	No Nomination (ACP)	Donald Paul Smith (R)	Thomas R. Dunn (D)
		4,642	1,261
Deep River	Thomas E. Reed (ACP)	Frances T. Strukus (R)	Sarah Adams (D)
	105	820	846
Durham	No Nomination (ACP)	Althea M. Parmelee (R)	Natalie A. H. Church (D)
		1,531	851

VOTE FOR REGISTRARS OF VOTERS, NOVEMBER 8, 1994

Eastford	No Nomination (ACP)	Cynthia F. Anderson (R)	Dagmar J. Noll (D)
		383	233
East Haddam	No Nomination (ACP)	Mary Dean (R)	Joyce Simon (D)
		1,606	973
East Hampton	No Nomination (ACP)	Jane S. Christopher (R)	Debra Markham (D)
		1,694	2,033
East Hartford	No Nomination (ACP)	Mary J. Mourey (R)	Michael F. Dagon (D)
		5,400	7,161
East Haven	No Nomination (ACP)	Donna C. Norman (R)	Janet A. Cianelli (D)
		3,216	4,066
East Lyme	No Nomination (ACP)	Catherine W. Devine (R)	Donna C. Jutilla (D)
		2,809	1,932
Easton	No Nomination (ACP)	Eunice K. Hanson (R)	Jean B. Bromer (D)
		1,837	849
East Windsor	No Nomination (ACP)	Linda C. Sinsigallo (R)	Marilyn S. Rajala (D)
		1,416	1,462
Ellington	No Nomination (ACP)	Marge Dawson (R)	Cheryle "Cherie" A. Halleran (D)
		2,282	1,459

VOTE FOR REGISTRARS OF VOTERS, NOVEMBER 8, 1994

Enfield	No Nomination (ACP)	Vaughan O. Vanderscoff (R)	Mary Lou Flynn (D)
		4,018	7,373
Essex	No Nomination (ACP)	Elizabeth G. Schellens (R)	Dolores Budney (D)
		1,384	983
Fairfield	No Nomination (ACP)	Joan K. O'Rourke (R)	Patricia S. Como (D)
		11,379	6,639
			297
Farmington	No Nomination (ACP)	Betty D. Coykendall (R)	Lorraine P. Neff (D)
		4,291	2,892
Franklin	No Nomination (ACP)	Ann D. Mortimer (R)	James F. Ward Jr. (D)
		319	416
Glastonbury	No Nomination (ACP)	Carolyn S. Larsen (R)	Joan D. Kemble (D)
		6,219	4,665
Goshen	No Nomination (ACP)	Barbara R. Hammarstrom (R)	Susan M. Jenkins (D)
		721	287
Granby	No Nomination (ACP)	Doris S. Ellis (R)	Katharine L. Riley (D)
		2,197	1,197
Greenwich	No Nomination (ACP)	Christopher Ann Thurlow (R)	Sharon B. Vecchiolla (D)
		11,133	5,262

VOTE FOR REGISTRARS OF VOTERS, NOVEMBER 8, 1994

Griswold 1st District	No Nomination (ACP)	Mary Koziol (R)	Lucille M. Gibeault (D)
		564	657
Griswold 2nd District	No Nomination (ACP)	Carol Seaman (R)	Mary Ingvas (D)
		806	541
Guilford	No Nomination (ACP)	Elizabeth C. Bartlett (R)	Anne C. Weir (D)
		4,207	2,820
Hamden	No Nomination (ACP)	Louise A. Pilon (R)	Dominick Formichella (D)
		6,020	8,627
Hampton	No Nomination (ACP)	Eunice B. Fuller (R)	Claire M. Winters (D)
		340	298
Harwinton	No Nomination (ACP)	Patricia M. Goodenough (R)	Helen U. Borkowski (D)
		1,343	611
Killingly	No Nomination (ACP)	Emily Harrington (R)	Rita LaBelle (D)
		1,639	1,917

VOTE FOR REGISTRARS OF VOTERS, NOVEMBER 8, 1994

Lebanon	No Nomination (ACP)	Carol A. Milvae (R)	Mary Beth Yarmac (D)
		1,403	903
Ledyard	No Nomination (ACP)	Lucille DeShong (R)	Hazel M. Gorman (D)
		2,097	2,091
Litchfield 1st District	No Nomination (ACP)	Carolyn F. Baldwin (R)	Janet E. Katzin (D)
		1,135	771
Litchfield 2nd District	No Nomination (ACP)	Barbara Padella (R)	June E. Anderson (D)
		300	175
Litchfield 3rd District	No Nomination (ACP)	Carol H. Goslee (R)	Martha Dauphinais (D)
		321	193
Litchfield 4th District	No Nomination (ACP)	Jean F. Erickson (R)	Joanne L. Bertrand (D)
		46	26
Lyme	No Nomination (ACP)	Richard L. Gustafson (R)	Patricia D. DuMond (D)
		647	295
Madison	No Nomination (ACP)	Madeline Larson (R)	James A. Shanley, Jr. (D)
		3,816	1,928

VOTE FOR REGISTRARS OF VOTERS, NOVEMBER 8, 1994

Mansfield	No Nomination (ACP)	Beverly Mann Miela (R)	Dot Shaw (D)
		1,378	2,964
Marlborough	No Nomination (ACP)	Nancy W. Dickson (R)	Barbara Brewer (D)
		1,107	972
Meriden	No Nomination (ACP)	Lillian Toni Soboleski (R)	Elizabeth A. Gassman (D)
		7,531	6,645
Middlebury	No Nomination (ACP)	Nancy S. Robison (R)	Maria V. Sebastiano (D)
		1,653	703
Middlefield	No Nomination (ACP)	Barbara S. Rowe (R)	Donna Golub (D)
		849	832
Middletown	No Nomination (ACP)	Marilyn M. Langille (R)	John P. Bozzi Sr. (D)
		4,731	6,561
Milford	No Nomination (ACP)	Rose I. Scarpa (R)	Mary L. Tamas (D)
		8,757	5,644
Monroe	No Nomination (ACP)	Nancy M. vonGlahn (R)	Vivian N. Capoccitti (D)
		3,578	2,078
Montville	No Nomination (ACP)	Judith Ann MacNeilly (R)	Lorraine A. Elliott (D)
		2,327	1,994

VOTE FOR REGISTRARS OF VOTERS, NOVEMBER 8, 1994

Naugatuck	No Nomination (ACP)	Jane H. Pronovost (R)	Ann M. Hildreth (D)
		3,861	3,275
New Canaan	No Nomination (ACP)	Claudia A. Weber (R)	George F. Cody (D)
		4,846	1,310
New Fairfield	No Nomination (ACP)	Mary Ann Carson (R)	Leslie Siegel (D)
		2,939	1,196
Newington	No Nomination (ACP)	Linda B. Cultrera (R)	Marie M. Fox (D)
		5,812	6,358
New Milford	No Nomination (ACP)	Barbara B. Hyatt (R)	Loretta Brickley (D)
		4,056	2,511
North Branford 1st District	No Nomination (ACP)	Ann M. Byrne (R)	Laura E. Negro (D)
		1,070	996
North Branford 2nd District	No Nomination (ACP)	Paulette C. Hart (R)	Judith Esposito (D)
		1,060	803
North Haven	No Nomination (ACP)	Frank J. Riggs (R)	Phyllis M. Kaercher (D)
		5,502	2,700

Total write-in votes cast for registered write-in candidate
Marcia H. Maresca: 101

VOTE FOR REGISTRARS OF VOTERS, NOVEMBER 8, 1994

Naugatuck	No Nomination (ACP)	Jane H. Pronovost (R)	Ann M. Hildreth (D)
		3,861	3,275
New Canaan	No Nomination (ACP)	Claudia A. Weber (R)	George F. Cody (D)
		4,846	1,310
New Fairfield	No Nomination (ACP)	Mary Ann Carson (R)	Leslie Siegel (D)
		2,939	1,196
Newington	No Nomination (ACP)	Linda B. Cultrera (R)	Marie M. Fox (D)
		5,812	6,358
New Milford	No Nomination (ACP)	Barbara B. Byatt (R)	Loretta Brickley (D)
		4,056	2,511
North Branford 1st District	No Nomination (ACP)	Ann M. Byrne (R)	Laura E. Negro (D)
		1,070	996
North Branford 2nd District	No Nomination (ACP)	Paulette C. Hart (R)	Judith Esposito (D)
		1,060	803
North Haven	No Nomination (ACP)	Frank J. Riggs (R)	Phyllis M. Kaercher (D)
		5,502	2,700
Total write-in votes cast for registered write-in candidate Marcia H. Maresca: 101			

VOTE FOR REGISTRARS OF VOTERS, NOVEMBER 8, 1994

North Stonington	No Nomination (ACP)	Barbara C. Perkins (R)	Eleanor M. Johnson (D)
		871	802
Norwalk	No Nomination (ACP)	Ann D. Artell (R)	Helen A. Carrozelli (D)
		11,890	7,188
Norwich	Thomas J. Dunion (ACP)	John H. White (R)	Jane L. Przekop (D)
	2,020	3,103	6,301
Old Lyme	No Nomination (ACP)	Roderick M. White (R)	Patricia M. McCarthy (D)
		1,241	1,393
Orange	No Nomination (ACP)	John D. O'Brien Sr. (R)	Carmela N. Apuzzo (D)
		3,155	2,180
Oxford	No Nomination (ACP)	Beulah F. Renker (R)	Dorothy M. Bartimole (D)
		1,736	1,069
Plainfield 1st District	No Nomination (ACP)	Barbara R. Gagnon (R)	Margaret M. Beausoleil (D)
		648	883
Plainfield 2nd District	No Nomination (ACP)	Sonia S. Chapman (R)	Carol A. St. Ascent (D)
		175	283

VOTE FOR REGISTRARS OF VOTERS, NOVEMBER 8, 1994

Plainfield 3rd District	No Nomination (ACP)	Julie C. O'Neil (R)	Julia G. Duffney (D)
		434	618
Plainfield 4th District	No Nomination (ACP)	Emily D. Lachowecki (R)	Doris I. Jacques (D)
		97	164
Plymouth	No Nomination (ACP)	Pamela A. Malley (R)	Cheryl J. Gianesini (D)
		1,975	1,267
Portland	No Nomination (ACP)	Elaine P. Cote (R)	Karen J. Soboleski (D)
		1,435	1,578
Preston	No Nomination (ACP)	Leona Z. Fuller (R)	Barbara B. Ware (D)
		935	591
Prospect	No Nomination (ACP)	Kathleen VanderEyck (R)	Mary Nolan (D)
		1,926	1,107
Redding	No Nomination (ACP)	Linda L. Vibbert (R)	Bess P. Fletcher (D)
		1,873	1,015
Ridgefield	No Nomination (ACP)	Pauline R. Moylan (R)	Sharon L. Puccini (D)
		5,648	2,340

VOTE FOR REGISTRARS OF VOTERS, NOVEMBER 8, 1994

Rocky Hill	No Nomination (ACP)	Betsy M. Nazzaro (R)	Angeline A. Ciarcia (D)
		2,665	2,624
Salem	No Nomination (ACP)	Nancy K. Miles (R)	Betsy Butts (D)
		785	508
Salisbury	No Nomination (ACP)	Nancy McL. Peck (R)	June G. Parsons (D)
		897	627
Scotland	No Nomination (ACP)	Caroline E. Neborsky (R)	Judy A. Galinat (D)
		266	242
Seymour	No Nomination (ACP)	Elizabeth Capece (R)	Concetta Criscuolo (D)
		2,695	1,818
Shelton	No Nomination (ACP)	Charles F. Bucher (R)	John P. Bashar (D)
		7,029	4,690
Sherman	No Nomination (ACP)	William B. Tiebout III (R)	Joan M. Oesterling (D)
		701	440
Simsbury	No Nomination (ACP)	Sara M. Twitchell (R)	Lois W. Calvert (D)
		5,491	3,104
Somers	No Nomination (ACP)	Marjory Madden (R)	Joan M. Rivard (D)
		1,547	1,402

VOTE FOR REGISTRARS OF VOTERS, NOVEMBER 8, 1994

Southington	No Nomination (ACP)	Robert L. Sherman (R)	Mary A. Nolan (D)
		5,665	6,289
Sprague	No Nomination (ACP)	Nina E. Golbath (R)	Mary B. Chartier (D)
		390	655
Sterling	No Nomination (ACP)	Loretta Y. Capobianco (R)	Beatrice C. Mortimer (D)
		326	317
Stonington 1st District	No Nomination (ACP)	Elizabeth J. Hollis (R)	Teresa S. Grimes (D)
		462	651
Stonington 2nd District	No Nomination (ACP)	Nancy C. Williams (R)	Marjorie A. Donahue (D)
		844	1,327
Stonington 3rd District	No Nomination (ACP)	Patricia M. Whipple (R)	Gertrude Sullivan (D)
		247	143
Stonington 4th District	No Nomination (ACP)	Virginia K. Deisher (R)	Patricia Menno-Coveney (D)
		578	426
Stonington 5th District	No Nomination (ACP)	Barbara L. Read (R)	Margaret Woycik (D)
		323	233
Suffield	No Nomination (ACP)	Judith A. Remington (R)	Margaret F. Butler (D)
		2,495	1,334

VOTE FOR REGISTRARS OF VOTERS, NOVEMBER 8, 1994

Thomaston	No Nomination (ACP)	Alice Didabury (R)	Lee Ann Brown (D)
		1,533	799
Thompson	No Nomination (ACP)	Carl D. Eccleston (R)	James P. Kenney (D)
		1,223	1,540
Tolland	No Nomination (ACP)	Sheila L. Peterson (R)	Betty Jo Pakulis (D)
		2,131	1,692
Torrington	No Nomination (ACP)	Amelia K. Waldron (R)	James E. Murphy (D)
		5,241	5,208
Trumbull	No Nomination (ACP)	William S. Holden (R)	Robert K. Marconi (D)
		8,031	4,046
Union	No Nomination (ACP)	Betty B. Vilandre (R)	Carol A. Bernier (D)
		189	90
Voluntown	No Nomination (ACP)	Beth A. Laflesh (R)	Bridget T. Lee (D)
		338	301
Wallingford	No Nomination (ACP)	Marjorie N. Toth (R)	Carmela Millie Reig (D)
		6,166	5,861
Waterbury	No Nomination (ACP)	Susan C. Beatty (R)	Patricia M. Mulhall (D)
		10,814	12,953

VOTE FOR REGISTRARS OF VOTERS, NOVEMBER 8, 1994

Waterford	No Nomination (ACP)	Jane B. Coville (R)	Margaret S. Bellucci (D)
		2,545	2,916
Watertown	No Nomination (ACP)	Armand E. Madeux (R)	Walter A. LeMay (D)
		3,557	3,219
West Hartford	No Nomination (ACP)	Selma L. Kaufman (R)	Eileen S. Horan (D)
		9,737	12,871
Weston	No Nomination (ACP)	Eileen S. Buckley (R)	Audrey C. Bartels (D)
		2,199	1,081
Westport	No Nomination (ACP)	Mabel A. Johnson (R)	Thelma Ezses (D)
		5,410	3,715
Willington	No Nomination (ACP)	Vivian B. Gartner (R)	Kristine E. Lynes (D)
		698	970
Wilton	No Nomination (ACP)	Dita A. McGaughey (R)	Margaret A. Reeves (D)
		3,721	1,948
Winchester	No Nomination (ACP)	Dennis F. Moore (R)	Elizabeth F. Cornelio (D)
		1,669	1,718

VOTE FOR REGISTRARS OF VOTERS, NOVEMBER 8, 1994

Windham	No Nomination (ACP)	Maria C. Naumec (R)	William J. Sayers, Jr. (D)
		1,887	3,187
Windsor	No Nomination (ACP)	Karen A. Andrews (R)	Sandra G. Suty (D)
		3,960	4,529
Windsor Locks	Mark K. Hancock (ACP)	Sandra R. Hebert (R)	Shirley J. Hespelt (D)
	561	1,746	1,679
Wolcott	No Nomination (ACP)	Esther L. Medford (R)	Anne R. Forte (D)
		2,380	2,279
Woodbridge	No Nomination (ACP)	L. Christine Laydon (R)	Eleanor Sanders Sheehy (D)
		1,606	1,600
Woodstock	No Nomination (ACP)	Christine C. Durst (R)	Constance T. Maynard (D)
		1,468	803

ELECTION DAY REGISTRATION, TURNOUT, AND ABSENTEE
BALLOT STATISTICS, NOVEMBER 8, 1994
FIRST CONGRESSIONAL DISTRICT

TOWNS	*Total number of names on official check list	*Total number checked as having voted	Percent- age checked as having voted	Number of absentee ballots received from town clerk	Number of absentee ballots rejected	Number of absentee ballots voted
Andover	1,688	1,252	74.2%	38	0	38
Berlin	11,149	8,131	72.9%	359	10	349
Bloomfield	12,169	8,220	67.5%	479	1	478
Bolton, part of	2,765	2,098	75.9%	76	1	75
Cromwell	7,471	5,512	73.8%	276	4	272
East Hampton	6,385	4,540	71.1%	136	0	136
East Hartford	25,185	17,205	68.3%	569	7	562
East Windsor	5,543	3,489	62.9%	128	2	126
Glastonbury	18,375	14,018	76.3%	779	3	776
Hartford	49,022	21,543	43.9%	1,268	51	1,217
Hebron	4,477	3,211	71.7%	126	5	121
Manchester	30,583	20,659	67.6%	849	7	842
Marlborough	3,545	2,564	72.3%	108	2	106
Newington	18,197	13,245	72.8%	535	11	524
Portland	5,763	4,024	69.8%	229	0	229
Rocky Hill	10,551	7,256	68.8%	357	4	353
South Windsor	13,760	10,324	75.0%	416	3	413
West Hartford	39,564	29,566	74.7%	1,889	13	1,876
Wethersfield	16,901	13,495	79.8%	688	7	681
Windsor	15,488	11,423	73.8%	542	4	538
Totals	298,581	201,775	67.6%	9,847	135	9,712

*Including "Overseas" voters.

ELECTION DAY REGISTRATION, TURNOUT, AND ABSENTEE
BALLOT STATISTICS, NOVEMBER 8, 1994
SECOND CONGRESSIONAL DISTRICT

TOWNS	*Total number of names on official check list	*Total number checked as having voted	Percent- age checked as having voted	Number of absentee ballots received from town clerk	Number of absentee ballots rejected	Number of absentee ballots voted
Ashford	2,247	1,654	73.6%	40	0	40
Bolton, part of	187	139	74.3%	3	0	3
Bozrah	1,480	1,175	79.4%	66	2	64
Brooklyn	3,620	2,263	62.5%	103	0	103
Canterbury	2,607	1,776	68.1%	57	0	57
Chaplin	1,207	799	66.2%	19	0	19
Chester	2,320	1,649	71.1%	72	0	72
Colchester	7,056	4,893	69.3%	206	3	203
Columbia	2,963	2,295	77.5%	107	0	107
Coventry	6,085	4,322	71.0%	129	1	128
Deep River	2,907	2,026	69.7%	148	3	145
Eastford	910	688	75.6%	23	0	23
East Haddam	4,693	3,115	66.4%	120	2	118
East Lyme	9,281	6,300	67.9%	340	0	340
Ellington	6,593	4,610	69.9%	134	0	134
Essex	4,084	2,903	71.1%	132	0	132
Franklin	1,143	902	78.9%	36	0	36
Griswold	5,375	3,153	58.7%	95	4	91
Groton	16,656	10,133	60.8%	559	12	547
Haddam	4,786	3,545	74.1%	141	1	140
Hampton	978	713	72.9%	29	0	29
Killingly	7,284	4,476	61.4%	184	1	183
Lebanon	3,907	2,763	70.7%	114	1	113
Ledyard	8,143	5,196	63.8%	300	6	294
Lisbon	2,262	1,454	64.3%	30	0	30
Lyme	1,475	1,132	76.7%	79	3	76
Mansfield	8,338	5,315	63.7%	285	0	285
Middletown	22,143	15,019	67.8%	733	9	724
Montville	8,355	5,930	71.0%	298	26	272
New London	11,766	5,318	45.2%	354	7	347
North Stonington	3,019	1,992	66.0%	59	1	58
Norwich	16,945	12,054	71.1%	585	15	570
Old Lyme	4,798	3,505	73.1%	200	1	199
Old Saybrook	6,357	4,741	74.6%	295	0	295
Plainfield	6,934	4,189	60.4%	121	2	119
Pomfret	1,941	1,506	77.6%	55	0	55
Preston	2,834	1,907	67.3%	87	2	85
Putnam	4,962	3,155	63.6%	194	5	189
Salem	2,241	1,567	69.9%	64	0	64
Scotland	841	603	71.7%	18	0	18
Sprague	1,738	1,222	70.3%	73	1	72
Stafford	6,732	4,700	69.8%	210	2	208
Sterling	1,535	762	49.6%	17	0	17
Stonington	10,966	7,046	64.3%	403	4	399
Thompson	4,974	3,259	65.5%	138	2	136
Tolland	7,361	5,039	68.5%	193	3	190
Union	415	318	76.6%	9	0	9
Vernon	14,576	10,683	73.3%	405	5	400
Voluntown	1,179	768	65.1%	19	0	19
Waterford	11,583	7,941	68.6%	394	0	394
Westbrook	3,335	2,467	74.0%	113	0	113
Willington	2,940	2,219	75.5%	67	1	66
Windham	10,524	6,563	62.4%	429	10	419
Woodstock	4,030	2,725	67.6%	113	2	111
Totals	293,611	196,587	67.0%	9,197	137	9,060

*Including "Overseas" voters.

ELECTION DAY REGISTRATION, TURNOUT, AND ABSENTEE
BALLOT STATISTICS, NOVEMBER 8, 1994
THIRD CONGRESSIONAL DISTRICT

TOWNS	*Total number of names on official check list	*Total number checked as having voted	Percentage checked as having voted	Number of absentee ballots received from town clerk	Number of absentee ballots rejected	Number of absentee ballots voted
Branford	17,057	11,316	66.3%	417	6	411
Clinton	7,767	4,798	61.8%	174	0	174
Durham	3,739	2,730	73.0%	146	0	146
East Haven	17,006	9,651	56.8%	776	12	764
Guilford	12,921	8,582	66.4%	356	4	352
Hamden	31,563	20,560	65.1%	841	17	824
Killingworth	3,473	2,434	70.1%	106	1	105
Madison	10,840	7,278	67.1%	331	3	328
Middlefield	2,576	2,004	77.8%	94	0	94
Milford	29,959	18,834	62.9%	558	5	553
New Haven	54,847	27,466	50.1%	1,491	39	1,452
North Branford	8,324	4,994	60.0%	122	0	122
North Haven	14,927	10,354	69.4%	383	5	378
Orange	9,162	6,445	70.3%	328	2	326
Stratford	28,887	19,587	67.8%	700	6	694
Wallingford	24,172	16,254	67.2%	814	8	806
West Haven	29,914	18,129	60.6%	912	5	907
Woodbridge, part of	4,344	3,240	74.6%	207	0	207
Totals	311,478	194,656	62.5%	8,756	113	8,643

*Including "Overseas" voters.

ELECTION DAY REGISTRATION, TURNOUT, AND ABSENTEE
BALLOT STATISTICS, NOVEMBER 8, 1994
FOURTH CONGRESSIONAL DISTRICT

TOWNS	*Total number of names on official check list	*Total number checked as having voted	Percentage checked as having voted	Number of absentee ballots received from town clerk	Number of absentee ballots rejected	Number of absentee ballots voted
Bridgeport	54,015	27,031	50.0%	2,051	50	2,001
Darien	11,084	7,328	66.1%	461	0	461
Fairfield	33,510	21,802	65.1%	1,228	6	1,222
Greenwich	34,866	20,113	57.7%	1,171	0	1,171
Monroe, part of	9,254	5,950	64.3%	306	3	303
New Canaan	10,506	7,068	67.3%	416	4	412
Norwalk	40,337	23,059	57.2%	697	2	695
Stamford	52,899	28,864	54.6%	1,251	13	1,238
Trumbull	22,010	14,586	66.3%	698	1	697
Westport	16,434	10,518	64.0%	841	5	836
Totals	284,915	166,319	58.4%	9,120	84	9,036

*Including "Overseas" voters.

ELECTION DAY REGISTRATION, TURNOUT, AND ABSENTEE
BALLOT STATISTICS, NOVEMBER 8, 1994
FIFTH CONGRESSIONAL DISTRICT

TOWNS	*Total number of names on official check list	*Total number checked as having voted	Percent-age checked as having voted	Number of absentee ballots received from town clerk	Number of absentee ballots rejected	Number of absentee ballots voted
Ansonia	10,889	6,507	59.8%	229	1	228
Beacon Falls	2,753	1,932	70.2%	67	0	67
Bethany	3,134	2,280	72.8%	101	1	100
Bethel	9,850	6,823	69.3%	315	3	312
Brookfield	8,937	5,669	63.4%	251	0	251
Cheshire	15,337	11,393	74.3%	545	6	539
Danbury	28,831	17,531	60.8%	913	13	900
Derby	6,183	4,104	66.4%	135	0	135
Easton	4,318	3,073	71.2%	206	0	206
Meriden	28,183	18,417	65.3%	811	16	795
Middlebury	4,177	3,185	76.3%	166	5	161
Monroe, part of	1,071	726	67.8%	34	1	33
Naugatuck	15,447	10,119	65.5%	429	11	418
New Fairfield	7,562	4,709	62.3%	224	3	221
Newtown	11,704	8,101	69.2%	409	1	408
Oxford	5,222	3,518	67.4%	100	2	98
Prospect	5,152	3,837	74.5%	131	0	131
Redding	4,919	3,370	68.5%	177	0	177
Ridgefield	13,972	9,130	65.3%	496	1	495
Seymour	8,597	5,764	67.0%	178	2	176
Shelton	20,519	14,220	69.3%	532	9	523
Southbury, part of	1,968	1,268	64.4%	81	0	81
Waterbury	55,185	33,311	60.4%	1,615	22	1,593
Weston	5,353	3,620	67.6%	261	4	257
Wilton	9,854	6,533	66.3%	451	1	450
Wolcott	8,955	6,505	72.6%	240	0	240
Woodbridge, part of	1,077	813	75.5%	47	1	46
Totals	299,149	196,458	65.7%	9,144	103	9,041

*Including "Overseas" voters.

ELECTION DAY REGISTRATION, TURNOUT, AND ABSENTEE
BALLOT STATISTICS, NOVEMBER 8, 1994
SIXTH CONGRESSIONAL DISTRICT

TOWNS	*Total number of names on official check list	*Total number checked as having voted	Percentage checked as having voted	Number of absentee ballots received from town clerk	Number of absentee ballots rejected	Number of absentee ballots voted
Avon	8,886	6,927	78.0%	414	2	412
Barkhamsted	2,013	1,447	71.9%	49	1	48
Bethlehem	2,227	1,624	72.9%	84	0	84
Bridgewater	1,223	822	67.2%	43	0	43
Bristol	30,901	20,531	66.4%	838	11	827
Burlington	4,716	3,205	68.0%	90	1	89
Canaan	709	466	65.7%	33	1	32
Canton	5,152	3,961	76.9%	172	0	172
Colebrook	911	664	72.9%	34	0	34
Cornwall	937	719	76.7%	76	0	76
East Granby	2,645	1,984	75.0%	63	0	63
Enfield	25,431	15,495	60.9%	493	8	485
Farmington	13,081	9,610	73.5%	504	15	489
Goshen	1,639	1,186	72.4%	65	0	65
Granby	6,207	4,158	67.0%	162	0	162
Hartland	1,199	825	68.8%	11	0	11
Harwinton	3,267	2,396	73.3%	81	1	80
Kent	1,810	1,219	67.3%	125	0	125
Litchfield	5,341	3,620	67.8%	186	1	185
Morris	1,382	1,005	72.7%	44	1	43
New Britain	26,353	19,289	73.2%	764	2	762
New Hartford	3,566	2,672	74.9%	73	0	73
New Milford	12,497	7,762	62.1%	379	1	378
Norfolk	1,114	777	69.7%	73	3	70
North Canaan	1,805	1,107	61.3%	51	0	51
Plainville	9,274	6,882	74.2%	222	2	220
Plymouth	6,101	4,023	65.9%	110	1	109
Roxbury	1,240	900	72.6%	70	1	69
Salisbury	2,741	1,839	67.1%	200	2	198
Sharon	1,834	1,191	64.9%	113	6	107
Sherman	1,891	1,262	66.7%	89	1	88
Simsbury	14,751	10,879	73.8%	627	4	623
Somers	4,867	3,490	71.7%	138	1	137
Southbury, part of	9,263	6,444	69.6%	388	1	387
Southington	22,818	15,420	67.6%	467	5	462
Suffield	6,730	4,803	71.4%	206	3	203
Thomaston	4,313	2,905	67.4%	120	2	118
Torrington	18,694	13,078	70.0%	788	17	771
Warren	717	534	74.5%	27	1	26
Washington	2,214	1,655	74.8%	146	0	146
Watertown	12,774	8,654	67.7%	246	2	244
Winchester	6,275	4,097	65.3%	325	1	324
Windsor Locks	7,156	4,966	69.4%	140	0	140
Woodbury	5,286	3,874	73.3%	208	4	204
Totals	303,951	210,367	69.2%	9,537	102	9,435

*Including "Overseas" voters.

SUMMARY OF ELECTION DAY REGISTRATION, TURNOUT, AND ABSENTEE
BALLOT STATISTICS, NOVEMBER 8, 1994

CONGRESSIONAL DISTRICTS	*Total number of names on official check list	*Total number checked as having voted	Percent- age checked as having voted	Number of absentee ballots received from town clerk	Number of absentee ballots rejected	Number of absentee ballots voted
First	298,581	201,775	67.6%	9,847	135	9,712
Second	293,611	196,587	67.0%	9,197	137	9,060
Third	311,478	194,656	62.5%	8,756	113	8,643
Fourth	284,915	166,319	58.4%	9,120	84	9,036
Fifth	299,149	196,458	65.7%	9,144	103	9,041
Sixth	303,951	210,367	69.2%	9,537	102	9,435
Totals	1,791,685	1,166,162	65.1%	55,601	674	54,927

*Including "Overseas" voters.


STATE OF CONNECTICUT
OFFICE OF THE SECRETARY OF THE STATE


We, the undersigned, having canvassed the Returns of
the Presiding Officers of the Electors' Meetings in the
several towns of this State, hereby declare

JOHN G. ROWLAND

elected GOVERNOR of the State of Connecticut for the term
of four years from the Wednesday following the first Monday
of January, Nineteen Hundred Ninety Five.

Dated in Hartford, Connecticut
this thirtieth day of November
Nineteen Hundred Ninety Four


Pauline R. Kezer
Secretary of the State


Brian C. Williams
Deputy Treasurer


Edward J. Forand, Jr.
Deputy Comptroller


STATE OF CONNECTICUT
OFFICE OF THE SECRETARY OF THE STATE

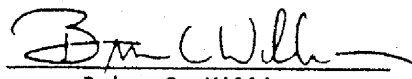
We, the undersigned, having canvassed the Returns of
the Presiding Officers of the Electors' Meetings in the
several towns of this State, hereby declare


M. JODI RELL

elected LIEUTENANT GOVERNOR of the State of Connecticut for the term
of four years from the Wednesday following the first Monday
of January, Nineteen Hundred Ninety Five.

Dated in Hartford, Connecticut
this thirtieth day of November
Nineteen Hundred Ninety Four


Pauline R. Kezer
Secretary of the State


Brian C. Williams
Deputy Treasurer


Edward J. Forand, Jr.
Deputy Comptroller


STATE OF CONNECTICUT
OFFICE OF THE SECRETARY OF THE STATE


We, the undersigned, having canvassed the Returns of
the Presiding Officers of the Electors' Meetings in the
several towns of this State, hereby declare


MILES S. RAPOPORT

elected SECRETARY OF THE STATE of the State of Connecticut for the term
of four years from the Wednesday following the first Monday
of January, Nineteen Hundred Ninety Five.

Dated in Hartford, Connecticut
this thirtieth day of November
Nineteen Hundred Ninety Four


Pauline R. Kezer
Secretary of the State


Brian C. Williams
Deputy Treasurer


Edward J. Forand, Jr.
Deputy Comptroller


STATE OF CONNECTICUT
OFFICE OF THE SECRETARY OF THE STATE


We, the undersigned, having canvassed the Returns of
the Presiding Officers of the Electors' Meetings in the
several towns of this State, hereby declare


CHRIS BURNHAM

elected TREASURER of the State of Connecticut for the term
of four years from the Wednesday following the first Monday
of January, Nineteen Hundred Ninety Five.

Dated in Hartford, Connecticut
this thirtieth day of November
Nineteen Hundred Ninety Four


Pauline R. Kezer
Secretary of the State


Brian C. Williams
Deputy Treasurer


Edward J. Forand, Jr.
Deputy Comptroller


STATE OF CONNECTICUT
OFFICE OF THE SECRETARY OF THE STATE

We, the undersigned, having canvassed the Returns of
the Presiding Officers of the Electors' Meetings in the
several towns of this State, hereby declare


NANCY WYMAN

elected COMPTROLLER of the State of Connecticut for the term
of four years from the Wednesday following the first Monday
of January, Nineteen Hundred Ninety Five.


Dated in Hartford, Connecticut
this thirtieth day of November
Nineteen Hundred Ninety Four



Pauline R. Kezer
Secretary of the State



Brian C. Williams
Deputy Treasurer



Edward J. Forand, Jr.
Deputy Comptroller


STATE OF CONNECTICUT
OFFICE OF THE SECRETARY OF THE STATE


We, the undersigned, having canvassed the Returns of
the Presiding Officers of the Electors' Meetings in the
several towns of this State, hereby declare


RICHARD BLUMENTHAL

elected ATTORNEY GENERAL of the State of Connecticut for the term
of four years from the Wednesday following the first Monday
of January, Nineteen Hundred Ninety Five.

Dated in Hartford, Connecticut
this thirtieth day of November
Nineteen Hundred Ninety Four


Pauline R. Kezer
Secretary of the State


Brian C. Williams
Deputy Treasurer


Edward J. Forand, Jr.
Deputy Comptroller

STATE OF CONNECTICUT
OFFICE OF THE SECRETARY OF THE STATE

We, the undersigned, having canvassed the Returns of
the Presiding Officers of the Electors' Meetings in the
several towns of this State, hereby declare


JOE LIEBERMAN

elected UNITED STATES SENATOR in the Congress of
the United States for the term of six years from 12:00 noon
on the 3rd day of January, Nineteen Hundred Ninety Five.


Dated in Hartford, Connecticut
this thirtieth day of November
Nineteen Hundred Ninety Four



Pauline R. Kezer
Secretary of the State



Brian C. Williams
Deputy Treasurer




Edward J. Forand, Jr.
Deputy Comptroller

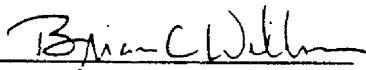
STATE OF CONNECTICUT
OFFICE OF THE SECRETARY OF THE STATE


We, the undersigned, having canvassed the Returns of the Presiding Officers of the Electors' Meetings in the towns comprising the several Congressional Districts of this State, hereby declare the following named persons elected REPRESENTATIVES in the ONE HUNDRED FOURTH CONGRESS of the United States for the term of two years from 12:00 noon on the 3rd day of January, Nineteen Hundred Ninety Five.

<u>DISTRICT NUMBER</u>	<u>NAME</u>
1	Barbara Bailey Kennelly
3	Rosa L. DeLauro
4	Christopher Shays
5	Gary A. Franks
6	Nancy L. Johnson

Dated in Hartford, Connecticut
this thirtieth day of November
Nineteen Hundred Ninety Four


Pauline R. Kezer
Secretary of the State


Brian C. Williams
Deputy Treasurer


Edward W. Forand, Jr.
Deputy Comptroller

STATE OF CONNECTICUT

OFFICE OF THE SECRETARY OF THE STATE

We, the undersigned, having canvassed the Returns of the Presiding Officers of the Electors' Meetings in the towns comprising the different Senatorial Districts of this State, hereby declare the following named persons elected STATE SENATORS for the term of two years from the Wednesday following the first Monday of January, Nineteen Hundred Ninety Five:

<u>DISTRICT NUMBER</u>	<u>NAME</u>	<u>DISTRICT NUMBER</u>	<u>NAME</u>
1	William A. DiBella	19	Edith Prague
2	Eric D. Coleman	20	Melodie Peters
3	Kevin F. Rennie	21	George L. Gunther
4	Paul Munns	22	Lee Scarpetti
5	Kevin B. Sullivan	23	Alvin W. Penn
6	Thomas A. Bozek	24	Mark Nielsen
7	John A. Kissel	25	Robert L. Genuario
8	James T. Fleming	26	Judith G. Freedman
9	Biagio "Billy" Ciotto	27	George Jepsen
10	Toni N. Harp	28	Fred H. Lovegrove, Jr.
11	Martin M. Looney	29	Donald E. Williams
12	William A. Aniskovich	30	M. Adela Eads
13	Thomas P. Gaffey	31	Tom Colapietro
14	Win Smith, Jr.	32	Louis C. DeLuca
15	Thomas F. Upton	33	Eileen M. Daily
16	Stephen Somma	34	Brian McDermott
17	Joe Crisco	35	Tony Guglielmo
18	Cathy Welles Cook	36	William H. Nickerson

Dated in Hartford, Connecticut
this thirtieth day of November
Nineteen Hundred Ninety Four



Pauline R. Kezer
Secretary of the State


Brian C. Williams
Deputy Treasurer


Edward J. Forand, Jr.
Deputy Comptroller

STATE OF CONNECTICUT
OFFICE OF THE SECRETARY OF THE STATE


We, the undersigned, having canvassed the Returns of the Presiding Officers of the Electors' Meetings in the towns comprising the different Assembly Districts of this State, hereby declare the following named persons elected STATE REPRESENTATIVES for the term of two years from the Wednesday following the first Monday of January, Nineteen Hundred Ninety Five:


<u>DISTRICT NUMBER</u>	<u>NAME</u>	<u>DISTRICT NUMBER</u>	<u>NAME</u>
1	Kenneth P. Green	28	Paul R. Doyle
2	Thomas D. Ritter	29	Richard D. Tulisano
3	Ilia J. Castro	30	Ann P. Dandrow
4	Edwin E. Garcia	31	Sonya Googins
5	Marie Lopez Kirkley-Bey	32	Jim O'Rourke
6	John W. Fonfara	33	Joseph C. Serra
7	Annette W. Carter	34	Terry Concannon
8	Patrick J. Flaherty	35	Sidney J. Holbrook
9	Richard D. Veltri	36	Claire Sauer
10	Melody A. Currey	37	Gary J. Orefice
11	Michael A. Christ	38	Andrea L. Stillman
12	James R. McCavanagh	39	Wade A. Hyslop, Jr.
13	John W. Thompson	40	Nancy DeMarinis
14	Nancy E. Kerensky	41	Lenny T. Winkler
15	Mary U. Eberle	42	Mary K. McGrattan
16	Paul J. Knierim	43	Robert R. Simmons
17	Jessie Stratton	44	Michael A. Caron
18	Andrew M. Fleischmann	45	Steven Mikutel
19	Robert Farr	46	Peter A. Nystrom
20	Allen Hoffman	47	Jack Malone
21	Demetrios Giannaros	48	Andrew McCall Norton
22	Elizabeth A. Boukus	49	John J. Lescoe
23	Theresa B. Gerratana	50	Jefferson B. Davis
24	David Pudlin	51	Shawn T. Johnston
25	John C. Geragosian	52	John D. Mordasky
26	Anthony Tercyak	53	Michael J. Cardin
27	Dom Mazzoccoli	54	Denise Merrill


<u>DISTRICT NUMBER</u>	<u>NAME</u>	<u>DISTRICT NUMBER</u>	<u>NAME</u>
55	Pamela Z. Sawyer	89	Vickie Orsini Nardello
56	Thomasina Clemons	90	Mary Fritz
57	Edward C. Graziani	91	Peter F. Villano
58	Frederick A. Gelsi	92	Patricia Dillon
59	Stephen Jarmoc	93	Howard C. Scipio
60	Carl Schiessl	94	William Dyson
61	Ruth C. Fahrback	95	John S. Martinez
62	Richard F. Ferrari	96	Cameron C. Staples
63	F. Philip Prelli	97	Chris DePino
64	Andrew Roraback	98	Patricia Widlitz
65	Brian E. Mattiello	99	Michael P. Lawlor
66	Robert A. Maddox, Jr.	100	Susan Bysiewicz
67	Jeanne W. Garvey	101	Peter Metz
68	Brian J. Flaherty	102	Dominic A. Buonocore
69	Arthur J. O'Neill	103	Lucien DiMeco
70	Timothy D. Barth	104	Vincent J. Tonucci
71	Philip A. Giordano	105	John W. Betkoski III
72	Reginald G. Beamon	106	Julia B. Wasserman
73	Joan V. Hartley	107	B. Scott Santa-Maria
74	Michael J. Jarjura	108	Norma Gyle
75	Thomas P. Conway	109	Donald W. Boughton
76	John E. Piscopo	110	Bob Godfrey
77	Roger B. Michele	111	Christopher R. Scalzo
78	William A. Hanzly	112	William J. Varese
79	Kosta Diamantis	113	Richard O. Belden
80	Dennis H. Cleary	114	Ellen Scalettar
81	Angelo M. Fusco	115	Stephen D. Dargan
82	Emil (Buddy) Altobello	116	Louis P. Esposito
83	James W. Abrams	117	Ray Collins
84	Christopher G. Donovan	118	James A. Amann
85	Mary M. Mushinsky	119	Richard Roy
86	Robert M. Ward	120	J. Vincent Chase
87	Curtis D. Andrews, Jr.	121	Terrance E. Backer
88	Nancy Beals	122	Lawrence G. Miller

<u>DISTRICT</u> <u>NUMBER</u>	<u>NAME</u>	<u>DISTRICT</u> <u>NUMBER</u>	<u>NAME</u>
123	Dale W. Radcliffe	138	David Cappiello
124	Ernest E. Newton, II	139	Kevin Ryan
125	Robert T. Keeley, Jr.	140	Donnie R. Sellers, Sr.
126	Christopher L. Caruso	141	John J. Ryan
127	Jacqueline M. Cocco	142	Lawrence F. Cafero, Jr.
128	Edna I. Garcia	143	Leslie T. Young
129	Lee Samowitz	144	John Wayne Fox
130	Americo Santiago	145	Christel H. Truglia
131	Ronald S. San Angelo	146	Moira K. Lyons
132	Carl J. Dickman	147	Michael C. Fedele
133	Paul Martin Tymniak	148	Anne B. McDonald
134	John E. Stone, Jr.	149	Janet K. Lockton
135	John E. Stripp	150	Marilyn A. Hess
136	Jo Fuchs	151	Claudia M. Powers
137	Alex Knopp		

Dated in Hartford, Connecticut
this thirtieth day of November
Nineteen Hundred Ninety Four


Pauline R. Kezer
Secretary of the State


Brian C. Williams
Deputy Treasurer



Edward J. Forand, Jr.
Deputy Comptroller


STATE OF CONNECTICUT
OFFICE OF THE SECRETARY OF THE STATE


We, the undersigned, having canvassed the Returns of the Presiding Officers of the Electors' Meetings in the towns comprising the respective Counties, hereby declare the following named persons elected SHERIFF for the term of four years from the first day of June, Nineteen Hundred Ninety Five:

<u>County</u>	<u>Name</u>
Fairfield	Edwin S. Mak
Hartford	Walter J. Kupchunos, Jr.
Litchfield	Andrew C. Ocif
Middlesex	Joseph E. Bibisi
New Haven	Henry F. Healey, Jr.
New London	Gerry Egan
Tolland	Mike Piccoli
Windham	James Kenney

Dated in Hartford, Connecticut
this thirtieth day of November
Nineteen Hundred Ninety Four


Pauline R. Kezer
Secretary of the State


Brian C. Williams
Deputy Treasurer


Edward J. Forand, Jr.
Deputy Comptroller

STATE OF CONNECTICUT
OFFICE OF THE SECRETARY OF THE STATE


We, the undersigned, having canvassed the Returns of the Presiding Officers of the Electors' Meetings in the towns comprising the several Probate Districts of this State, hereby declare the following named persons elected JUDGE OF PROBATE for the term of four years from the Wednesday following the first Monday of January, Nineteen Hundred Ninety Five:


<u>Probate District of</u>	<u>Name</u>	<u>Probate District of</u>	<u>Name</u>
Andover	Elaine N. Camposeo	Eastford	Reid R. Samuleson
Ashford	Dennis R. Poitras	East Granby	Paul A. Ridgeway
Avon	D. Stephen Gaffney	East Haddam	Paul D. Buhl
Barkhamsted	Curtis K. Case	East Hampton	Anne McKinney
Berlin	Walter A. Clebowicz	East Hartford	Ann Kennedy Fulco
Bethany	Guy D. Yale	East Haven	Thomas J. Glaimo
Bethel	Daniel W. O'Grady	East Lyme	Leo J. McNamara
Bloomfield	Steven M. Zelman	East Windsor	William E. Grace
Bozrah	Stanley Mokrzewski	Ellington	Thomas F. Rady III
Branford	John E. Donegan	Enfield	Susan L. Warner
Bridgeport	Jonas J. Meyer, III	Essex	Deborah M. Holcomb
Bristol	Andre D. Dorval	Fairfield	Daniel F. Caruso
Brookfield	Jeffrey W. Reinen	Farmington	J. David Morrissey
Brooklyn	James K. Kelley	Glastonbury	Donald L. Hamer
Burlington	Charles W. Bauer	Granby	Philip D. Main
Canaan	Diana J. Matheson	Greenwich	David R. Tobin
Canterbury	Juliette S. Stadnicki	Griswold	George Kennedy
Canton	Raymond Green	Groton	Frederick W. Palm, Jr.
Chaplin	Patricia D. R. Boyd	Guilford	Shirley M. Sabine
Cheshire	Raymond F. Voelker	Haddam	Sharon G. Kapitulik
Clinton	William L. Dunn	Hamden	Salvatore L. Diglio
Colchester	Kevin Kennedy	Hampton	Jeannine Lamont
Cornwall	Margaret D. Cooley	Hartford	Robert K. Killian, Jr.
Coventry	David C. Rappe	Hartland	Beatrice Y. Isabelle
Danbury	Dianne E. Yamin	Harvinton	John W. Pickard
Darien	William H. Atkinson	Hebron	Kathleen Sawyer
Deep River	Patricia L. Damon	Kent	Barbara L. Miller
Derby	Clifford D. Hoyle		


<u>Probate District of</u>	<u>Name</u>	<u>Probate District of</u>	<u>Name</u>
Killingly	Bertram J. Anderson	Orange	Robert W. Carangelo
Killingworth	Judith P. Lents	Oxford	John W. Fertig Jr.
Lebanon	George P. Randall	Plainfield	Kathleen Sendley Barry
Ledyard	Gertrude B. Smith	Plainville	Heidi Famiglietti
Litchfield	Arleen G. Keegan	Plymouth	Sonja J. deSousa
Lyme	William T. Koch, Jr.	Pomfret	Cecile D. Stoddard
Madison	George G. McManus, Jr.	Portland	Richard J. Guliani
Manchester	John W. Cooney	Putnam	Nicholas R. Scola
Mansfield	George E. Hill	Redding	Richard L. Emerson
Marlborough	William J. Heslin, III	Ridgefield	Joseph A. Egan Jr.
Meriden	John F. Papandrea	Roxbury	Jeannette M. Puglio
Middletown	Joseph D. Marino	Salem	William C. Kollman II
Milford	Bernard F. Joy	Salisbury	Richard T. Fitzgerald
Montville	Linda J. Mott	Saybrook	Helen B. Bonnie Bennet
Naugatuck	Robert M. Siuzdak	Sharon	Suzanne J. Xanthos
New Canaan	Richard E. Burke	Shelton	Fred J. Anthony
New Fairfield	Peter R. Larkin	Sherman	Barbara J. Ackerman
New Hartford	Norman E. Rogers, Jr.	Simsbury	Glenn E. Knierim
New Haven	John A. Keyes	Somers	Francis W. Devlin, Jr.
Newington	Sheila M. Hennessey	Southbury	Mary Kay Flaherty
New London	Mathew H. Greene	Southington	Carl J. Sokolowski
New Milford	Suzanne L. Powers	Stafford	Thomas J. Fiore
Newtown	Margot S. Hall	Stamford	Gerald M. Fox
Norfolk	Linda F. Riiska	Sterling	Signe L. Nowosadko
North Branford	Frank J. Forgione	Stonington	Paul E. Cravinho
North Haven	Eileen B. Donahue	Stratford	F. Paul Kurmay
North Stonington	Teresa A. Pensis	Suffield	Beverly T. Patterson
Norwalk	John E. Vallerie, Jr.	Thomaston	Susan Kaniewski
Norwich	Linda M. Salafia	Thompson	Aileen A. Witkowski
Old Lyme	Sylvia L. Peterson	Tolland	George Baker
Old Saybrook	Dorothy W. Rhodes	Torrington	Joseph J. Gallicchio

<u>Probate District of</u>	<u>Name</u>	<u>Probate District of</u>	<u>Name</u>
Trumbull	John P. Chiota	Westport	Earl F. Capuano
Wallingford	Phil Wright, Jr.	Winchester	Alan M. Barber
Washington	Victoria M. Cherniske	Windham	Patrick M. Prue
Waterbury	James J. Lawlor	Windsor	Brian Griffin
Watertown	Carey R. Geghan	Windsor Locks	William C. Leary
Westbrook	Constance J. Vogell	Woodbridge	Robert H. Horowitz
West Hartford	John A. Berman	Woodbury	Mary D. Donaldson
West Haven	E. Michael Heffernan	Woodstock	Nancy M. Gale

Dated in Hartford, Connecticut
this thirtieth day of November
Nineteen Hundred Ninety Four


Pauline R. Kezer
Secretary of the State


Brian C. Williams
Deputy Treasurer


Edward J. Forand, Jr.
Deputy Comptroller

Back of Pamphlet Intentionally Left Blank

End of File