

STATE OF CONNECTICUT
SECRETARY OF THE STATE

STATEMENT OF VOTE


GENERAL ELECTION

November 2, 2004

TABULATED FROM RETURNS AS
RECORDED BY THE MODERATORS
AND FILED WITH THE OFFICE OF
SECRETARY OF THE STATE

PRINTED IN COMPLIANCE WITH STATUTE

HARTFORD



Prepared and Paid for by the
SECRETARY OF THE STATE

Susan Bysiewicz
Secretary of the State

[THIS PAGE
INTENTIONALLY LEFT BLANK]

TABLE OF CONTENTS

Party Designations4

2004 Connecticut Candidates for Electors of
President & Vice President of the United States5

Vote for Presidential Electors
(President & Vice President of the United States6-12

Vote for United States Senator13-19

Vote for Representatives in Congress.....20-26

Vote for State Senators27-40

Vote for State Representatives.....41-77

Vote for Judges of Probate – to fill vacancies78

Vote for Registrars of Voters.....79-107

Election Day Registration, Turnout
And Absentee Ballot Statistics108-114

Board of Canvassers' Certification.....115-121

PARTY DESIGNATIONS

Major Parties

Republican

Democratic

Minor Parties for Certain Offices

Concerned Citizens

Green

Independent

Libertarian

Reform

Working Families

Party Designations used on Nominating Petitions

Christian Center

Concerned Citizens

Enfield Taxpayers

Green

Independent

Libertarian

Working Families

Petitioning Candidate
(i.e. no party designation)

2004 CONNECTICUT NOMINEES FOR ELECTORS OF PRESIDENT & VICE PRESIDENT OF THE UNITED STATES

Republican

President: George W. Bush, 43 Prairie Chapel Ranch, Crawford, TX 76638. Vice President: Dick Cheney, 4205 Greens Place, Wilson, WY 83014.
Presidential Electors: Charles L. Glazer, Greenwich; Jo McKenzie, Hartford; John B. O'Connell, Hartford; Edward J. Seder, Norwich; Frederick K. Biebel, Stratford; Debbie W. Stapleton, Greenwich; Barbara Henry, Roxbury.

Democratic

President: John F. Kerry, 19 Louisburg Square, Boston, MA 02108. Vice President: John Edwards, 3323 Alleghany Drive, Raleigh, NC 27609.
Presidential Electors: Elizabeth O'Neil, West Hartford; Andrea J. Jackson-Brooks, New Haven; Donna King, Norwalk; Larry Pleasant, Bloomfield; David J. Papandrea, Meriden; Andres Ayala, Jr., Bridgeport; Joshua King, Hartford.

Green

President: David Cobb, 1402 M Street, Eureka, CA 95501. Vice President: Patricia La Marche, 101 Newell Road, Yarmouth, ME 04096.
Presidential Electors: John R. Battista, New Milford; Ed J. DuBrule, West Hartford; Elizabeth D. Horton Sheff, Hartford; Charles A. Pillsbury, New Haven; Lindsey W. Mathews, Branford; Elizabeth M. Brancato, Torrington; Thomas J. Sevigny, Canton.

Concerned Citizens

President: Michael A. Peroutka, 151 Longfellow Drive, Millersville, MD 21108. Vice President: Chuck Baldwin, 7970 Sasser Lane, Pensacola, FL 32526.
Presidential Electors: James A. Farrell, Jr., Meriden; John W. Obiden, Watertown; Edward Plouffe, Waterbury; John K. Ruggiers, Jr., Waterbury; Roderick U. Wilson, Waterbury; Ana R. Zdonczyk, Wolcott; Joseph A. Zdonczyk, Wolcott.

Libertarian

President: Michael Badnarik, 6800 McNeil Drive, #434, Austin, TX 78729. Vice President: Richard Campagna, 1135 Weeber Street, Iowa City, IA 52246.
Presidential Electors: Arline Jeannette Dunlop, Meriden; Richard C. Connelly, Jr., East Hartford; Vincent J. Marotta, Middletown; Glenn R. Josefiak, West Haven; Tony M. Stelik, Southington; Dawn A. Lincoln, Newington; Linda H. Rasch, Plymouth.

Petitioning Candidate

President: Ralph Nader, 53 Hillside Avenue, Winsted (Winchester), CT 06098. Vice President: Peter Miguel Camejo, 767 Halidon Way, Folsom, CA 95630.
Presidential Electors: Timothy L. McKee, Manchester; Donna Lynn Byrne-McKee, Manchester; Peter Ellner, Oxford; Michael Edwardo Ellner, Oxford; Aaron Tabackman, New Haven; Ralph Anthony Ferrucci, New Haven; David C. Agosta, Hamden.

Write-In

President: Roger Calero, 371 Lake Street, #103, Newark, NJ 07104. Vice President: Arrin Hawkins, 52-54 St. Nicholas Place, Apt. #33, New York, NY 10031.
Presidential Electors: Alexander A. Koskinas, West Hartford; Peter J. Krule, West Haven; Leslie E. Craine, Windsor; Timothy V. Craine, Windsor; Mary Hubbell, West Hartford; Phillip C. Marshall, Norwich; Ana Lachelier, West Hartford.

Presidential Electors For
Summarized by Congressional District

	Republican Bush and Cheney	Democratic Kerry and Edwards	Green Cobb and La Marche	Concerned Citizens Peroutka and Baldwin	Libertarian Badnarik and Campagna	Petitioning Candidate Nader and Camejo
CD 1	121,263	187,089	2,394	331	605	2,479
CD 2	147,819	180,235	1,648	318	826	3,416
CD 3	128,960	174,382	2,387	295	593	2,705
CD 4	143,280	162,166	1,473	270	663	1,715
CD 5	152,504	153,616	1,662	329	680	2,654
	<u>693,826</u>	<u>857,488</u>	<u>9,564</u>	<u>1,543</u>	<u>3,367</u>	<u>12,969</u>

12 Votes for Registered Write-in Candidate: Roger Calero and Arrin Hawkins

Plurality: 163,662

Presidential Electors For

Summarized by County

	Republican Bush and Cheney	Democratic Kerry and Edwards	Green Cobb and La Marche	Concerned Citizens Peroutka and Baldwin	Libertarian Badnarik and Campagna	Petitioning Candidate Nader and Camejo
Fairfield	189,605	205,902	1,913	342	822	2,383
Hartford	154,919	229,902	2,794	399	784	3,005
Litchfield	50,160	44,647	465	105	237	1,054
Middlesex	35,252	47,292	425	57	215	743
New Haven	160,390	199,060	2,689	385	691	3,176
New London	49,931	66,062	670	141	340	1,210
Tolland	31,245	39,146	337	55	164	782
Windham	22,324	25,477	271	59	114	616
	693,826	857,488	9,564	1,543	3,367	12,969

12 Votes for Registered Write-in Candidate Roger Calero and Arrin Hawkins

Plurality: 163,662

**Presidential Electors For
Summarized by Town**

	Republican Bush and Cheney	Democratic Kerry and Edwards	Green Cobb and La Marche	Concerned Citizens Peroutka and Baldwin	Libertarian Badnarik and Campagna	Petitioning Candidate Nader and Camejo
Andover	796	980	2	0	4	22
Ansonia	3,272	4,065	46	20	10	80
Ashford	937	1,311	10	5	8	31
Avon	5,141	4,925	38	1	32	77
Barkhamsted	995	1,124	7	1	4	30
Beacon Falls	1,634	1,206	14	11	14	35
Berlin	5,022	5,571	44	6	17	73
Bethany	1,618	1,617	25	0	7	39
Bethel	4,927	4,486	68	9	28	79
Bethlehem	1,337	922	16	1	4	31
Bloomfield	2,337	8,156	102	6	8	41
Bolton	1,459	1,542	11	5	10	30
Bozrah	646	723	7	12	6	13
Branford	6,286	8,338	80	9	29	109
Bridgeport	10,326	26,280	348	58	39	140
Bridgewater	628	521	4	1	5	15
Bristol	10,619	14,201	151	20	36	179
Brookfield	5,162	3,619	20	3	11	59
Brooklyn	1,628	1,668	15	3	6	49
Burlington	2,539	2,501	26	7	15	33
Canaan	219	378	5	0	0	17
Canterbury	1,370	1,193	19	2	5	47
Canton	2,502	3,003	21	1	11	54
Chaplin	505	590	9	1	2	27
Cheshire	7,583	7,283	36	5	26	114
Chester	796	1,375	11	1	5	26
Clinton	3,160	3,332	26	2	9	42
Colchester	3,418	4,081	45	4	18	67
Colebrook	429	458	5	2	3	20
Columbia	1,272	1,771	15	2	6	41
Cornwall	296	625	4	1	5	13
Coventry	2,641	3,588	42	5	9	85
Cromwell	3,226	4,126	33	4	16	68
Danbury	12,399	13,477	123	27	43	179
Darien	6,888	4,057	19	9	30	54
Deep River	1,007	1,548	14	1	6	30

Presidential Electors For

Summarized by Town

	Republican Bush and Cheney	Democratic Kerry and Edwards	Green Cobb and La Marche	Concerned Citizens Peroutka and Baldwin	Libertarian Badnarik and Campagna	Petitioning Candidate Nader and Camejo
Derby	2,600	2,577	53	10	9	40
Durham	2,026	2,021	23	1	14	32
East Granby	1,378	1,353	10	2	8	21
East Haddam	2,009	2,607	21	1	14	53
East Hampton	2,941	3,360	31	5	15	63
East Hartford	6,322	11,996	154	12	28	160
East Haven	5,427	6,196	126	9	13	94
East Lyme	4,030	5,306	11	3	22	84
East Windsor	2,074	2,571	29	1	12	44
Eastford	513	416	3	1	1	11
Easton	2,462	2,002	9	2	16	24
Ellington	3,700	3,467	18	3	16	67
Enfield	8,669	10,826	84	18	34	166
Essex	1,852	2,201	18	3	11	33
Fairfield	14,706	15,068	147	26	71	204
Farmington	6,298	7,209	50	13	37	93
Franklin	540	513	4	1	2	8
Glastonbury	8,854	9,971	66	12	38	164
Goshen	954	715	4	2	6	15
Granby	3,108	3,015	26	12	27	61
Greenwich	15,830	14,334	86	18	74	158
Griswold	2,143	2,599	40	1	12	51
Groton	6,473	8,014	69	16	46	139
Guilford	5,554	7,294	24	5	18	95
Haddam	2,039	2,354	16	5	11	37
Hamden	9,990	17,774	233	19	50	199
Hampton	445	608	10	1	4	13
Hartford	4,623	22,595	889	46	51	168
Hartland	708	435	5	1	3	19
Harwinton	1,762	1,308	18	4	10	47
Hebron	2,426	2,623	17	6	10	52
Kent	714	1,039	8	0	2	16
Killingly	2,993	3,341	35	8	12	92
Killingworth	1,865	1,895	7	7	7	35
Lebanon	1,799	1,944	25	6	14	42
Ledyard	3,580	3,438	28	5	19	77

Presidential Electors For

Summarized by Town

	Republican Bush and Cheney	Democratic Kerry and Edwards	Green Cobb and La Marche	Concerned Citizens Peroutka and Baldwin	Libertarian Badnarik and Campagna	Petitioning Candidate Nader and Camejo
Lisbon	915	1,086	14	4	7	20
Litchfield	2,375	2,164	25	5	8	44
Lyme	594	850	9	1	11	23
Madison	5,377	5,314	34	3	21	76
Manchester	9,949	15,269	96	19	52	241
Mansfield	2,171	6,169	63	1	30	162
Marlborough	1,710	1,850	19	1	8	42
Meriden	8,845	13,368	220	30	53	203
Middlebury	2,423	1,584	22	1	9	43
Middlefield	1,099	1,478	14	1	9	25
Middletown	6,512	13,035	169	21	59	168
Milford	12,882	13,149	115	23	43	261
Monroe	6,195	4,349	42	10	19	62
Montville	3,527	4,259	53	8	19	84
Morris	783	581	4	2	3	18
Naugatuck	6,838	5,745	97	20	30	123
New Britain	6,560	14,122	168	25	41	158
New Canaan	6,618	4,180	19	5	30	56
New Fairfield	4,401	2,964	23	8	19	54
New Hartford	1,950	1,874	17	3	9	42
New Haven	7,175	30,979	664	35	90	343
New London	2,381	5,984	98	17	34	68
New Milford	7,174	5,854	51	9	20	129
Newington	6,252	9,365	68	15	25	127
Newtown	7,740	6,540	45	10	28	103
Norfolk	407	555	3	1	1	11
North Branford	3,555	3,438	29	3	12	60
North Canaan	708	796	8	0	7	2
North Haven	6,471	6,359	93	10	27	96
North Stonington	1,360	1,407	12	2	10	32
Norwalk	14,201	20,615	279	36	72	246
Norwich	4,841	8,223	95	28	32	163
Old Lyme	1,896	2,396	4	5	16	53
Old Saybrook	2,828	3,122	17	0	18	51
Orange	4,394	3,781	23	5	15	60
Oxford	3,628	2,286	26	8	14	59

Presidential Electors For

Summarized by Town

	Republican Bush and Cheney	Democratic Kerry and Edwards	Green Cobb and La Marche	Concerned Citizens Peroutka and Baldwin	Libertarian Badnarik and Campagna	Petitioning Candidate Nader and Camejo
Plainfield	2,844	3,103	18	6	18	89
Plainville	3,407	4,403	46	7	12	72
Plymouth	2,774	2,739	31	10	17	56
Pomfret	1,088	1,099	9	3	7	27
Portland	2,105	2,930	19	3	10	50
Preston	1,184	1,297	9	0	8	37
Prospect	2,983	1,804	26	10	7	50
Putnam	1,738	1,825	39	7	10	37
Redding	2,589	2,797	27	1	17	34
Ridgefield	7,408	6,554	34	8	31	84
Rocky Hill	4,133	5,488	29	15	25	74
Roxbury	715	727	6	0	3	14
Salem	986	1,130	14	3	6	28
Salisbury	730	1,600	14	2	8	23
Scotland	430	430	5	1	0	8
Seymour	4,035	3,202	29	17	16	99
Sharon	649	897	11	0	7	15
Shelton	11,137	8,247	75	30	25	149
Sherman	1,121	958	7	2	4	21
Simsbury	6,767	6,825	72	13	35	112
Somers	2,734	2,114	23	10	9	37
South Windsor	6,174	7,643	70	8	24	106
Southbury	6,528	4,830	34	9	24	97
Southington	10,179	11,044	86	77	39	136
Sprague	631	717	9	3	0	15
Stafford	2,795	3,234	46	4	7	65
Stamford	18,866	27,588	254	36	121	213
Sterling	707	643	8	1	4	12
Stonington	3,948	5,728	56	7	23	100
Stratford	11,945	12,057	152	15	32	194
Suffield	3,525	3,224	18	8	19	61
Thomaston	2,272	1,582	23	4	13	34
Thompson	2,127	2,119	19	2	8	39
Tolland	3,976	4,031	30	4	23	70
Torrington	8,175	7,362	92	26	42	184
Trumbull	10,789	8,656	48	16	29	128

Presidential Electors For
Summarized by Town

	Republican Bush and Cheney	Democratic Kerry and Edwards	Green Cobb and La Marche	Concerned Citizens Peroutka and Baldwin	Libertarian Badnarik and Campagna	Petitioning Candidate Nader and Camejo
Union	245	222	5	0	2	5
Vernon	5,765	7,695	46	11	27	110
Voluntown	633	564	9	0	5	19
Wallingford	9,956	11,644	121	14	31	220
Warren	427	342	3	2	4	10
Washington	941	1,242	5	3	7	17
Waterbury	15,961	16,122	277	63	58	291
Waterford	4,406	5,803	59	15	30	87
Watertown	6,954	4,146	66	17	18	121
West Hartford	11,641	21,612	185	18	66	216
West Haven	7,840	13,047	196	21	39	176
Westbrook	1,787	1,908	6	2	11	30
Weston	2,410	3,136	12	2	22	28
Westport	6,063	9,115	45	3	39	63
Wethersfield	6,517	8,227	76	9	29	113
Willington	1,265	1,710	19	4	11	36
Wilton	5,422	4,823	31	8	22	51
Winchester	2,532	2,577	19	6	11	89
Windham	2,770	5,135	53	14	20	100
Windsor	5,253	9,297	117	19	41	139
Windsor Locks	2,658	3,205	49	7	11	55
Wolcott	5,245	2,988	35	22	12	74
Woodbridge	2,290	3,070	11	3	14	40
Woodbury	3,260	2,519	16	3	20	41
Woodstock	2,229	1,996	19	4	9	34
	<u>693,826</u>	<u>857,488</u>	<u>9,564</u>	<u>1,543</u>	<u>3,367</u>	<u>12,969</u>

12 Votes for Registered Write-in Candidate Roger Calero and Arrin Hawkins

Plurality: 163,662

United States Senator

Summarized by Congressional District

	Republican Jack Orchulli	Democratic Chris Dodd	Concerned Citizens Timothy A. Knibbs	Libertarian Leonard H. Rasch	
CD 1	78,419	203,895	2,337	1,692	
CD 2	91,653	207,394	2,656	1,969	
CD 3	79,567	191,990	2,537	1,954	
CD 4	102,620	173,042	1,654	1,546	
CD 5	105,490	169,026	3,258	2,027	
	<hr/> 457,749	<hr/> 945,347	<hr/> 12,442	<hr/> 9,188	<hr/>

Plurality: 487,598

United States Senator

Summarized by County

	Republican Jack Orchulli	Democratic Chris Dodd	Concerned Citizens Timothy A. Knibbs	Libertarian Leonard H. Rasch
Fairfield	133,982	222,523	2,241	2,050
Hartford	101,132	250,482	2,928	2,195
Litchfield	34,975	51,010	1,696	659
Middlesex	23,154	53,536	503	446
New Haven	101,720	218,571	2,967	2,290
New London	29,683	75,762	1,017	795
Tolland	20,049	44,101	610	396
Windham	13,054	29,362	480	357
	<hr/> 457,749	<hr/> 945,347	<hr/> 12,442	<hr/> 9,188

Plurality: 487,598

United States Senator

Summarized by Town

	Republican Jack Orchulli	Democratic Chris Dodd	Concerned Citizens Timothy A. Knibbs	Libertarian Leonard H. Rasch
Andover	507	1,101	15	17
Ansonia	1,934	4,646	64	44
Ashford	613	1,444	23	17
Avon	3,924	5,591	34	51
Barkhamsted	771	1,203	14	13
Beacon Falls	972	1,583	36	33
Berlin	3,156	6,422	61	48
Bethany	1,097	1,903	29	21
Bethel	3,302	5,187	54	59
Bethlehem	959	1,052	20	16
Bloomfield	1,547	8,025	43	40
Bolton	991	1,786	17	17
Bozrah	398	881	18	5
Branford	3,933	9,553	71	75
Bridgeport	6,505	25,077	384	241
Bridgewater	468	595	6	9
Bristol	6,616	15,978	218	95
Brookfield	3,745	4,268	38	30
Brooklyn	951	2,016	34	21
Burlington	1,766	2,884	33	21
Canaan	151	392	5	6
Canterbury	825	1,555	22	19
Canton	1,833	3,265	34	36
Chaplin	303	348	7	11
Cheshire	5,287	6,918	73	69
Chester	543	1,489	13	14
Clinton	2,072	3,897	28	22
Colchester	2,057	4,963	62	36
Colebrook	321	505	6	7
Columbia	819	2,058	31	11
Cornwall	250	590	5	10
Coventry	1,705	3,973	69	34
Cromwell	2,071	4,806	33	34
Danbury	8,669	14,468	175	164
Darien	5,589	4,487	21	34
Deep River	679	1,738	10	9

United States Senator
Summarized by Town

	Republican Jack Orchulli	Democratic Chris Dodd	Concerned Citizens Timothy A. Knibbs	Libertarian Leonard H. Rasch
Derby	1,512	2,976	64	39
Durham	1,407	2,408	16	29
East Granby	962	1,589	15	17
East Haddam	1,295	2,891	19	17
East Hampton	1,802	4,086	37	31
East Hartford	3,877	12,518	203	128
East Haven	3,085	6,978	119	107
East Lyme	2,414	6,453	42	52
East Windsor	1,336	2,864	58	32
Eastford	345	507	1	3
Easton	1,874	2,292	13	22
Ellington	2,370	4,091	79	36
Enfield	5,263	12,146	191	85
Essex	1,263	2,554	16	21
Fairfield	10,224	17,250	116	124
Farmington	4,375	8,185	80	72
Franklin	296	687	7	7
Glastonbury	5,580	11,948	78	80
Goshen	784	765	8	5
Granby	2,269	3,488	57	49
Greenwich	12,090	14,725	164	142
Griswold	1,120	2,979	60	42
Groton	3,851	9,335	124	107
Guilford	3,727	8,262	79	50
Haddam	1,313	2,825	39	24
Hamden	6,102	18,881	169	176
Hampton	283	678	7	2
Hartford	2,846	20,926	313	247
Hartland	530	504	10	9
Harwinton	1,299	1,565	26	21
Hebron	1,585	3,094	39	25
Kent	554	1,062	965	10
Killingly	1,673	3,933	64	38
Killingworth	1,263	2,264	15	18
Lebanon	1,105	2,367	31	31
Ledyard	2,234	4,166	67	36

United States Senator

Summarized by Town

	Republican Jack Orchulli	Democratic Chris Dodd	Concerned Citizens Timothy A. Knibbs	Libertarian Leonard H. Rasch
Lisbon	475	1,333	18	20
Litchfield	1,880	2,350	23	8
Lyme	454	920	7	17
Madison	3,629	6,403	32	41
Manchester	6,614	16,547	218	131
Mansfield	1,308	6,084	63	64
Marlborough	1,138	2,198	17	17
Meriden	5,218	14,408	211	164
Middlebury	1,821	1,796	24	29
Middlefield	769	1,661	21	12
Middletown	4,290	13,510	183	154
Milford	7,795	16,017	177	143
Monroe	4,130	5,468	51	50
Montville	1,985	5,085	76	51
Morris	576	673	9	9
Naugatuck	4,174	6,748	148	105
New Britain	3,982	13,383	233	176
New Canaan	5,351	4,746	38	37
New Fairfield	3,167	3,494	40	49
New Hartford	1,383	2,148	46	25
New Haven	4,110	28,631	462	363
New London	1,381	5,698	139	74
New Milford	4,666	7,066	135	91
Newington	3,901	10,502	104	75
Newtown	5,469	7,569	90	81
Norfolk	286	613	7	7
North Branford	2,086	4,193	28	34
North Canaan	447	884	15	11
North Haven	4,200	7,424	80	72
North Stonington	864	1,671	17	15
Norwalk	10,083	21,282	208	177
Norwich	2,634	8,693	147	111
Old Lyme	1,243	2,880	16	29
Old Saybrook	1,937	3,682	21	28
Orange	2,860	4,787	32	40
Oxford	2,457	2,806	39	37

United States Senator

Summarized by Town

	Republican Jack Orchulli	Democratic Chris Dodd	Concerned Citizens Timothy A. Knibbs	Libertarian Leonard H. Rasch
Plainfield	1,508	3,828	64	52
Plainville	2,146	5,069	79	58
Plymouth	1,795	3,150	60	86
Pomfret	695	1,356	13	18
Portland	1,339	3,328	27	19
Preston	693	1,605	16	12
Prospect	2,165	2,255	47	15
Putnam	969	2,207	26	24
Redding	1,969	3,020	23	40
Ridgefield	5,778	7,453	35	78
Rocky Hill	2,577	6,294	59	33
Roxbury	460	747	7	17
Salem	590	1,345	15	21
Salisbury	557	1,601	8	17
Scotland	248	524	3	5
Seymour	2,498	3,946	71	52
Sharon	523	886	8	8
Shelton	7,260	9,976	176	113
Sherman	901	1,042	3	11
Simsbury	4,963	8,123	82	106
Somers	1,837	2,601	45	30
South Windsor	3,694	8,884	108	72
Southbury	5,060	5,417	48	48
Southington	6,643	13,044	147	82
Sprague	358	870	21	7
Stafford	1,559	3,913	63	47
Stamford	12,740	28,105	259	247
Sterling	376	825	14	16
Stonington	2,381	6,360	59	58
Stratford	7,121	13,878	172	123
Suffield	2,466	3,800	53	48
Thomaston	1,556	1,925	29	19
Thompson	1,254	2,485	59	37
Tolland	2,542	4,796	54	54
Torrington	5,538	8,741	137	86
Trumbull	7,444	10,410	84	81

United States Senator

Summarized by Town

	Republican Jack Orchulli	Democratic Chris Dodd	Concerned Citizens Timothy A. Knibbs	Libertarian Leonard H. Rasch
Union	160	256	9	2
Vernon	3,861	8,406	108	42
Voluntown	342	722	8	12
Wallingford	6,113	13,411	173	107
Warren	324	391	9	9
Washington	703	1,286	10	18
Waterbury	10,598	16,967	429	256
Waterford	2,808	6,749	67	52
Watertown	4,776	5,054	54	77
West Hartford	7,898	23,482	126	179
West Haven	4,452	14,154	174	104
Westbrook	1,111	2,397	25	14
Weston	1,866	3,299	17	36
Westport	4,427	9,662	49	59
Wethersfield	4,170	9,280	90	76
Willington	805	1,942	18	17
Wilton	4,278	5,365	31	52
Winchester	1,529	3,010	54	39
Windham	1,499	5,306	124	70
Windsor	3,368	9,876	128	101
Windsor Locks	1,692	3,667	56	31
Wolcott	3,322	4,047	68	44
Woodbridge	1,513	3,461	20	22
Woodbury	2,419	2,756	30	35
Woodstock	1,512	2,350	19	24
	<hr/> 457,749	<hr/> 945,347	<hr/> 12,442	<hr/> 9,188

Plurality: 487,598

Representative in Congress

1

	Republican John M. Halstead	Democratic John B. Larson
Barkhamsted	729	1,166
Berlin	2,727	6,245
Bloomfield	1,444	7,449
Bristol	6,160	15,494
Colebrook	319	479
Cromwell	1,963	4,691
East Granby	986	1,495
East Hartford	3,607	12,812
East Windsor	1,249	1,639
Glastonbury part	3,340	8,038
Granby	2,330	3,269
Hartford	2,681	20,280
Hartland	525	486
Manchester	6,232	16,489
Middletown part	941	2,662
New Hartford	1,335	2,073
Newington	3,519	10,478
Portland	1,227	3,288
Rocky Hill	2,333	6,182
South Windsor	3,260	9,458
Southington	6,236	12,518
Torrington part	2,767	3,797
West Hartford	7,536	23,169
Wethersfield	3,815	9,119
Winchester	1,550	2,661
Windsor	3,188	9,757
Windsor Locks	1,602	3,608
	<hr/> 73,601	<hr/> 198,802

Plurality: 125,201

Representative in Congress

	Republican Rob Simmons	Democratic Jim Sullivan
Andover	843	814
Ashford	983	1,127
Bolton	1,540	1,266
Bozrah	770	546
Brooklyn	1,760	1,337
Canterbury	1,484	992
Chaplin	538	491
Chester	884	1,165
Clinton	3,266	2,745
Colchester	3,794	3,355
Columbia	1,418	1,497
Coventry	2,841	2,957
Deep River	1,169	1,237
Durham part	1,570	1,254
East Haddam	2,310	2,046
East Hampton	3,063	2,842
East Lyme	5,274	3,713
Eastford	546	328
Ellington	3,736	2,899
Enfield	8,948	8,844
Essex	2,078	1,772
Franklin	619	391
Glastonbury part	3,404	2,587
Griswold	2,443	1,944
Groton	8,060	5,605
Haddam	2,191	1,969
Hampton	488	500
Hebron	2,603	2,122
Killingly	3,142	2,685
Killingworth	1,909	1,608
Lebanon	2,056	1,493
Ledyard	4,456	2,194
Lisbon	1,043	846
Lyme	785	615
Madison	5,493	4,431
Mansfield	2,510	5,129

Representative in Congress

2

	Republican Rob Simmons	Democratic Jim Sullivan
Marlborough	1,792	1,552
Montville	4,272	3,030
New London	3,210	4,220
North Stonington	1,703	935
Norwich	6,100	6,426
Old Lyme	2,390	1,787
Old Saybrook	3,153	2,450
Plainfield	3,105	2,423
Pomfret	1,162	916
Preston	1,475	897
Putnam	1,757	1,518
Salem	1,255	776
Scotland	445	352
Somers	2,806	1,683
Sprague	705	550
Stafford	2,990	2,559
Sterling	715	521
Stonington	5,757	3,520
Suffield	3,585	2,721
Thompson	2,081	1,792
Tolland	4,179	3,274
Union	268	159
Vernon	6,271	6,124
Voluntown	707	415
Waterford	5,698	4,084
Westbrook	1,988	1,522
Willington	1,429	1,348
Windham	3,046	4,046
Woodstock	2,351	1,590
	<hr/> 166,412	<hr/> 140,536

130 Votes for Registered Write-in Candidate David R. Lyon

Plurality: 25,876

Representative in Congress

	Republican Richter Elser	Democratic Rosa L. DeLauro	Green Ralph Anthony Ferru
Ansonia	1,604	4,902	164
Beacon Falls	875	1,617	79
Bethany	1,021	1,964	74
Branford	3,460	10,036	242
Derby	1,264	3,164	132
Durham part	314	673	33
East Haven	2,553	8,033	315
Guilford	3,312	8,676	189
Hamden	5,442	19,449	596
Middlefield	656	1,745	46
Middletown part	2,959	10,489	479
Milford	6,753	17,020	424
Nauganuck	3,597	6,945	355
New Haven	3,798	28,943	1,580
North Branford	1,859	4,428	107
North Haven	3,581	7,747	255
Orange	2,503	5,160	100
Prospect	1,833	2,457	94
Seymour	2,139	4,230	149
Shelton part	1,265	2,581	99
Stratford	6,242	14,594	446
Wallingford	5,286	14,127	471
Waterbury part	1,791	3,037	231
West Haven	3,791	15,016	463
Woodbridge	1,262	3,605	59
	<hr/> 69,160	<hr/> 200,638	<hr/> 7,182

Plurality: 131,478

Representative in Congress

4

	Republican Christopher Shays	Democratic Diane Farrell
Bridgeport	9,946	23,760
Darien	7,303	2,854
Easton	2,600	1,748
Fairfield	16,197	12,716
Greenwich	17,383	11,432
Monroe	6,111	3,906
New Canaan	7,394	3,125
Norwalk	15,426	17,720
Oxford	3,221	2,205
Redding	2,816	2,381
Ridgefield	7,654	5,794
Shelton part	8,451	5,909
Stamford	20,899	23,063
Trumbull	11,084	7,668
Weston	2,752	2,680
Westport	7,174	7,476
Wilton	6,082	3,896
	<hr/> 152,493	<hr/> 138,333

4 Votes for Registered Write-in Candidate Carl E. Vassar

Plurality: 14,160

Representative in Congress

5

	Republican Nancy L. Johnson	Democratic Theresa B. Gerrataana	Concerned Citizens Wildey J. Moore	Working Families Fernando Ramirez
Avon	6,437	3,071	50	30
Bethel	5,152	3,254	79	66
Bethlehem	1,294	729	28	16
Bridgewater	719	369	7	2
Brookfield	5,432	2,520	50	40
Burlington	3,077	1,586	37	30
Canaan	325	226	6	4
Canton	3,367	1,729	47	31
Cheshire	8,722	5,025	86	93
Cornwall	417	437	8	6
Danbury	13,093	10,183	174	215
Farmington	7,907	4,720	73	85
Goshen	1,046	493	13	8
Harwinton	1,854	1,019	23	16
Kent	964	633	16	12
Litchfield	2,690	1,503	48	15
Meriden	10,769	8,576	189	349
Middlebury	2,403	1,140	37	45
Morris	868	402	9	10
New Britain	8,179	10,032	143	361
New Fairfield	4,643	2,033	53	51
New Milford	7,992	3,821	129	87
Newtown	8,574	4,294	91	109
Norfolk	502	395	6	5
North Canaan	886	463	14	12
Plainville	4,057	3,155	70	113
Plymouth	3,128	1,808	50	63
Roxbury	848	494	14	10
Saisbury	1,093	1,055	13	13
Sharon	825	580	11	9
Sherman	1,290	656	15	11
Simsbury	8,798	4,246	113	71
Southbury	6,602	3,838	65	49
Thomaston	2,323	1,149	48	27
Torrington	part 4,168	3,060	96	72
Warren	500	206	21	8

Representative in Congress

5

	Republican Nancy L. Johnson	Democratic Theresa B. Gerratana	Concerned Citizens Willey J. Moore	Working Families Fernando Ramirez
Washington	1,159	842	21	11
Waterbury part	11,031	10,631	375	831
Watertown	6,817	2,902	92	109
Wolcott	4,917	2,397	80	70
Woodbury	<u>3,400</u>	<u>1,766</u>	<u>45</u>	<u>31</u>
	168,268	107,438	2,545	3,196

Plurality: 60,830

State Senator

1

	Republican	Democratic John W. Fonfara	Green S. Michael DeRosa	Working Families Gilberto Concepcion
Hartford part		10,424	1,191	445
Wethersfield part		5,035	859	88
		<u>15,459</u>	<u>2,050</u>	<u>533</u>

Plurality: 13,409

State Senator

2

	Republican	Democratic Eric D. Coleman	Working Families Maria Torres
Bloomfield part		5,505	293
Hartford part		9,287	414
Windsor part		7,867	663
		<u>22,659</u>	<u>1,370</u>

Plurality: 21,289

State Senator

3

	Republican Ron Morin, Sr.	Democratic Gary D. LeBeau	Working Families Megan C. Batchelder
East Hartford	4,173	11,523	372
East Windsor	1,359	2,644	145
Ellington part	1,903	2,883	165
South Windsor	4,214	8,057	207
	<u>11,649</u>	<u>25,107</u>	<u>889</u>

Plurality: 13,458

State Senator

4

	Republican Michael T. Fitzpatrick	Democratic Mary Ann Handley	Working Families Adam D. Johnson
Bolton	969	1,702	38
Glastonbury	6,080	10,779	175
Manchester	6,456	15,922	413
Marlborough	1,244	1,920	45
	<u>14,749</u>	<u>30,323</u>	<u>671</u>

Plurality: 15,574

State Senator **5**
Full Term

		Republican Kevin Connors	Democratic Jonathan A. Harris	Working Families Jonathan A. Harris
Bloomfield	part	879	1,668	18
Burlington		2,482	2,057	58
Farmington	part	5,454	5,240	125
West Hartford		<u>11,814</u>	<u>18,904</u>	<u>432</u>
		20,629	27,869	633

Plurality: 7,873

Total votes for cross-endorsed candidate: Jonathan A. Harris 28,502

State Senator **6**

		Republican	Democratic Donald J. DeFronzo	Working Families Stephen V. Burdo
Berlin			6,117	345
Farmington	part		821	43
New Britain		_____	<u>13,302</u>	<u>581</u>
			20,240	969

Plurality: 19,271

State Senator **7**

		Republican John A. Kissel	Democratic Bill Kiner
East Granby		1,324	1,112
Enfield		7,977	9,993
Granby	part	2,080	1,836
Somers		2,838	1,568
Suffield		3,490	2,710
Windsor	part	592	604
Windsor Locks		<u>2,771</u>	<u>2,569</u>
		21,072	20,392

Plurality: 680

State Senator

8

	Republican Thomas J. Herihy	Democratic Israel I. Gordon	Green Thomas J. Sevigny	Working Families Caitin Reid Sullivan
Avon	5,769	2,911	382	108
Barkhamsted	1,044	620	74	173
Canton	2,873	1,424	524	97
Colebrook	449	287	23	30
Granby part	1,087	487	70	39
Hartland	667	279	38	33
Harwinton part	958	521	51	23
New Hartford	1,955	1,068	157	254
Norfolk	439	375	30	18
Simsbury	8,620	3,511	687	204
Torrington part	4,631	3,283	335	245
	<u>28,492</u>	<u>14,766</u>	<u>2,371</u>	<u>1,224</u>

Plurality: 13,726

State Senator

9

	Republican Ralph Capenera	Democratic Biagio "Billy" Ciotto	Working Families
Cromwell	2,808	4,003	
Middletown part	3,466	6,701	
Newington	5,469	9,072	
Rocky Hill	3,894	5,079	
Wethersfield part	2,169	3,022	
	<u>17,806</u>	<u>27,877</u>	

Plurality: 10,071

State Senator

10

	Republican	Democratic Toni N. Harp
New Haven part		15,816
West Haven part		5,680
		<u>21,496</u>

Plurality: 21,496

State Senator

11

	Republican	Democratic Martin M. Looney	Working Families
Hamden part		12,079	
New Haven part		<u>11,285</u>	
		23,364	

Plurality: 23,364

State Senator

12

	Republican William A. Aniskovich	Democratic Edward Meyer
Branford	6,034	7,826
Durham	1,950	1,793
Guilford	5,706	6,488
Killingworth	1,754	1,685
Madison	5,489	4,517
North Branford	<u>2,999</u>	<u>3,185</u>
	23,932	25,494

Plurality: 1,562

State Senator

13

	Republican Tod O. Dixon	Democratic Thomas P. Gaffey	Working Families Thomas P. Gaffey
Cheshire part	4,249	5,608	131
Meriden	4,182	14,603	731
Middlefield	646	1,682	32
Middletown part	<u>1,595</u>	<u>5,209</u>	<u>196</u>
	10,672	27,102	1,090

Plurality: 17,520

Total votes for cross-endorsed candidate Thomas P. Gaffey 28,192

State Senator

14

	Republican Win Smith Jr.	Democratic Gayle Slossberg
Milford	12,654	12,286
Orange	4,128	3,617
West Haven	<u>4,504</u>	<u>7,072</u>
	21,286	22,975

Plurality: 1,689

State Senator

15

	Republican	Democratic Joan V. Hartley	Working Families	Independent Emidio C. Cerasale
Naugatuck	part	2,642		176
Prospect		2,588		173
Waterbury	part	<u>11,827</u>		<u>1,486</u>
		17,057		1,835

Plurality: 15,222

State Senator

16

	Republican Christopher J. O'Brien	Democratic Christopher S. Murphy	Working Families Derek John Ljongquist	Independent Frank A. Burgio, Sr.
Cheshire	part	1,646	31	29
Southington		6,343	90	126
Waterbury	part	3,460	101	517
Wolcott		<u>3,423</u>	<u>72</u>	<u>219</u>
		14,872	294	891

Plurality: 9,154

State Senator

17

	Republican	Democratic Joe Crisco	Working Families James S. Bartlett
Ansonia		4,640	216
Beacon Falls		1,538	156
Bethany		1,990	111
Derby		2,906	201
Hamden part		6,218	252
Naugatuck part		3,715	414
Woodbridge		3,545	116
		<hr/> 24,552	<hr/> 1,466

Plurality: 23,086

State Senator

18

	Republican Cathy Welles Cook	Democratic Andrew Maynard
Griswold	2,318	1,843
Groton	7,183	6,186
North Stonington	1,522	1,011
Plainfield	2,916	2,226
Preston	1,402	857
Sterling	745	453
Stonington	4,321	4,609
Voluntown	657	418
	<hr/> 21,064	<hr/> 17,603

Plurality: 3,461

State Senator

19

	Republican Catherine Marx	Democratic Edith G. Prague
Andover	625	819
Bozrah	542	772
Columbia	1,040	1,935
Franklin	352	662
Hebron	2,269	2,481
Lebanon	1,238	2,336
Ledyard	3,045	3,232
Lisbon	705	1,138
Montville part	673	1,431
Norwich	3,660	8,717
Sprague	491	761
	<u>14,640</u>	<u>24,284</u>

Plurality: 9,644

State Senator

20

	Republican Mark Diebolt	Democratic Andrea L. Stuilman
East Lyme	3,716	5,109
Montville part	2,093	2,805
New London	1,841	5,134
Old Lyme	1,956	2,149
Old Saybrook part	1,687	1,699
Salem	831	1,081
Waterford	3,247	6,385
	<u>15,371</u>	<u>24,362</u>

Plurality: 8,991

State Senator 21

		Republican George "Doc" Gunther	Democratic	Working Families William A. McGuire			
Monroe	part	3,149		271			
Seymour	part	907		79			
Shelton		11,321		1,016			
Stratford	part	11,336		1,412			
		<u>26,713</u>		<u>2,778</u>			

Plurality: 23,935

State Senator 22

		Republican Robert Russo	Democratic Bill Finch	Working Families Glenn P. Kalata			
Bridgeport	part	5,448	9,755	142			
Monroe	part	2,539	2,032	39			
Trumbull		9,298	8,516	131			
		<u>17,285</u>	<u>20,303</u>	<u>312</u>			

Plurality: 3,018

State Senator 23

		Republican Jerry A. Blackwell	Democratic Ernest E. Newton II	Working Families Ernest E. Newton II			
Bridgeport	part	3,913	12,611	495			
Stratford	part	596	1,425	97			
		<u>4,509</u>	<u>14,036</u>	<u>592</u>			

Plurality: 10,119

Total votes for cross-endorsed candidate Ernest E. Newton II 14,628

State Senator 24

		Republican David J. Cappiello	Democratic Howard M. Henner	Libertarian John J. McGowan, III	Working Families David Isaac Bonan	Independent Catherine V. Dibuono		
Bethel	part	1,955	832	31	14	27		
Danbury		14,717	8,156	190	146	186		
New Fairfield		4,885	1,717	57	25	57		
Sherman		1,278	609	19	16	12		
		<u>22,835</u>	<u>11,314</u>	<u>297</u>	<u>201</u>	<u>282</u>		

0 Votes for Registered Write-in Candidate David Albano

Plurality: 11,521

State Senator

25

		Republican Jeff Kونسپore	Democratic Bob Duff	Working Families Bob Duff
Darien	part	4,458	2,114	33
Norwalk		11,320	19,958	498
		<u>15,778</u>	<u>22,072</u>	<u>531</u>

Plurality: 6,825

Total votes for cross-endorsed candidate Bob Duff 22,603

State Senator

26

		Republican Judith G. Freedman	Democratic Arlo Ellison	Independent William A. Gulya
Bethel	part	2,950	2,362	91
New Canaan	part	3,153	1,346	30
Redding		2,902	1,970	48
Ridgefield		8,176	4,474	101
Weston	part	466	313	6
Westport		7,210	6,601	82
Wilton		5,808	3,172	53
		<u>30,665</u>	<u>20,238</u>	<u>411</u>

Plurality: 10,427

State Senator

27

		Republican Richard H. G. Cunningham	Democratic Andrew J. McDonald	Working Families Andy D. Dolan
Darien	part	2,019	1,127	13
Stamford	part	10,148	18,171	246
		<u>12,167</u>	<u>19,298</u>	<u>259</u>

Plurality: 7,131

State Senator

28

	Republican John McKinney	Democratic Morgan Graham					
Easton	2,828	1,303					
Fairfield	17,867	9,309					
Newtown	8,201	4,323					
Weston	part 2,428	1,797					
	<u>31,324</u>	<u>16,732</u>					

Plurality: 14,592

State Senator

29

	Republican	Democratic Donald E. Williams	Working Families				
Brooklyn		1,864					
Canterbury		1,569					
Killingly		3,810					
Mansfield		5,769					
Putnam		2,158					
Scotland		494					
Thompson		2,557					
Windham		4,928					
		<u>23,149</u>					

Plurality: 23,149

State Senator

30

	Republican Andrew Roraback	Democratic	Working Families Dennis B. O'Neil
Brookfield	5,429		421
Canaan	371		25
Cornwall	598		23
Goshen	1,345		41
Kent	1,042		77
Litchfield	3,100		141
Morris	941		44
New Milford	7,639		806
North Canaan	953		43
Salisbury	1,380		44
Sharon	1,007		41
Torrington part	3,783		158
Warren	523		29
Washington	1,251		107
Winchester	2,456		298
	<u>31,818</u>		<u>2,298</u>

Plurality: 29,520

State Senator

31

	Republican Beverly R. Bobroske	Democratic Tom Colapietro	Working Families
Bristol	10,299	12,608	
Harwinton part	712	447	
Plainville	3,413	3,719	
Plymouth	2,788	2,305	
	<u>17,212</u>	<u>19,079</u>	

Plurality: 1,867

State Senator

32

	Republican Louis C. DeLuca	Democratic
Bethlehem	1,368	
Bridgewater	726	
Middlebury	2,595	
Oxford	3,483	
Roxbury	853	
Seymour part	2,774	
Southbury	7,179	
Thomaston	2,344	
Watertown	6,934	
Woodbury	3,705	
	<u>31,961</u>	

2 Votes for Registered Write-in Candidate John M. Joy

Plurality: 31,959

State Senator

33

	Republican Emanuel Manny Misenti	Democratic Eileen M. Daily	Green Colin D. Bennett	Working Families Jason A. Potts
Chester	475	1,498	53	17
Clinton	1,860	3,907	99	35
Colchester	1,821	4,790	146	120
Deep River	568	1,747	60	17
East Haddam	1,345	2,825	85	26
East Hampton	1,763	3,768	104	28
Essex	115	2,565	80	32
Haddam	1,276	2,648	122	40
Lyme	415	901	39	13
Old Saybrook part	584	1,314	43	22
Portland	1,176	3,258	94	40
Westbrook	903	2,484	144	8
	<u>12,301</u>	<u>31,705</u>	<u>1,069</u>	<u>398</u>

Plurality: 19,404

State Senator

34

	Republican Leonard A. Fasano	Democratic	Working Families Leonard A. Fasano
East Haven	4,678		852
North Haven	6,375		800
Wallingford	10,321		1,331
	<u>21,374</u>		<u>2,983</u>

Plurality: 24,357

Total votes for cross-endorsed candidate Leonard A. Fasano 24,357

State Senator

35

	Republican Tony Guglielmo	Democratic Joe Merluzzo	Working Families Janeen Dorothy Rose
Ashford	1,317	738	38
Chaplin	605	363	28
Coventry	3,365	2,083	147
Eastford	600	233	17
Ellington part	922	415	31
Hampton	593	342	22
Pomfret	1,361	643	29
Stafford	4,472	1,176	69
Tolland	5,356	2,048	70
Union	343	77	8
Vernon	7,732	4,391	228
Willington	1,940	812	42
Woodstock	2,633	1,153	56
	<u>31,239</u>	<u>14,474</u>	<u>785</u>

Plurality: 16,765

State Senator

36

	Republican William H. Nickerson	Democratic	Green John A. Amarilios
Greenwich	17,865		1,707
New Canaan part	4,066		282
Stamford part	6,493		626
	<u>28,424</u>		<u>2,615</u>

Plurality: 25,809

State Senator

5

To fill vacancy

		Republican Kevin Connors	Democratic Jonathan A. Harris				
Bloomfield	part	841	1,633				
Burlington		2,325	2,051				
Farmington	part	5,175	5,165				
West Hartford		12,032	18,742				
		<u>20,373</u>	<u>27,591</u>				

Plurality: 7,218

State Representative

1

		Republican	Democratic Kenneth P. Green			
Bloomfield	part		2,568			
Hartford	part		3,057			
			<u>5,625</u>			

Plurality: 5,625

State Representative

2

		Republican Hank Bielawa	Democratic Jason W. Bartlett	Independent Hank Bielawa			
Bethel	part	2,510	2,619	124			
Danbury	part	1,569	1,955	41			
Redding	part	1,023	660	54			
		<u>5,102</u>	<u>5,234</u>	<u>219</u>			

Plurality: 87

Total votes for cross-endorsed candidate Hank Bielawa 5,321

State Representative

3

		Republican	Democratic Minnie Gonzalez	Working Families Joseph Clifford Barber			
Hartford	part		2,895	162			
			<u>2,895</u>	<u>162</u>			

Plurality: 2,733

State Representative

4

		Republican Bob Iacomacci	Democratic Evelyn C. Mantilla			
Hartford	part	395	2,390			
		<u>395</u>	<u>2,390</u>			

Plurality: 1,995

State Representative 5

		Republican	Democratic Marie Lopez Kirkley-Bey	Libertarian Richard Lion
Hartford	part	_____	<u>3,570</u>	<u>95</u>
			3,570	95

Plurality: 3,475

State Representative 6

		Republican Michael R. McKeon	Democratic Art J. Feltman	Working Families Kevin L. Lamkins
Hartford	part	<u>889</u>	<u>4,077</u>	<u>110</u>
		889	4,077	110

Plurality: 3,188

State Representative 7

		Republican	Democratic Douglas McCrory
Hartford	part	_____	<u>4,210</u>
			4,210

Plurality: 4,210

State Representative 8

		Republican	Democratic Joan A. Lewis	Working Families J. David Batchelder
Columbia			1,898	186
Coventry			3,941	289
Vernon	part	_____	<u>1,729</u>	<u>383</u>
			7,568	858

Plurality: 6,710

State Representative

9

		Republican	Democratic Christopher R. Stone	Working Families Herbert E. Sullivan, Jr.			
East Hartford	part		2,348	105			
Glastonbury	part		3,132	200			
Manchester	part		3,279	204			
			<u>8,759</u>	<u>509</u>			

Plurality: 8,250

State Representative

10

		Republican Dominic Fulco	Democratic Melody A. Currey	Working Families Linn T. Miller			
East Hartford	part	1,742	5,462	132			
		<u>1,742</u>	<u>5,462</u>	<u>132</u>			

Plurality: 3,720

State Representative

11

		Republican Cynthia R. Woodman	Democratic Michael A. Christ				
East Hartford	part	1,594	4,193				
South Windsor	part	213	340				
		<u>1,807</u>	<u>4,533</u>				

Plurality: 2,726

State Representative

12

		Republican Matt Peak	Democratic Ryan P. Barry				
Manchester	part	3,662	6,739				
		<u>3,662</u>	<u>6,739</u>				

Plurality: 3,077

State Representative 13

		Republican A. Rusty Meek, II	Democratic John W. Thompson	Working Families		
Manchester	part	2,186	5,662			
		<u>2,186</u>	<u>5,662</u>			

Plurality: 3,476

State Representative 14

		Republican Bill Aman	Democratic James H. Throwe	Working Families James H. Throwe	Petitioning Candidate Eric Raphael Bernstein	
South Windsor	part	7,041	4,886	160	446	
		<u>7,041</u>	<u>4,886</u>	<u>160</u>	<u>446</u>	

Plurality: 1,995

Total votes for cross-endorsed candidate James H. Throwe 5,046

State Representative 15

		Republican Ronald Eleveld	Democratic Faith McMahon		
Bloomfield	part	1,323	5,037		
Windsor	part	1,394	3,306		
		<u>2,717</u>	<u>8,343</u>		

Plurality: 5,626

State Representative 16

		Republican Robert W. Heagney	Democratic Joshua C. Storm	Working Families Stephanie L. Rosenberg	Petitioning Candidate Robert H. Kalechman	
Simsbury		8,283	4,173	184	92	
		<u>8,283</u>	<u>4,173</u>	<u>184</u>	<u>92</u>	

Plurality: 4,110

State Representative 17

		Republican Kevin D. Witkos	Democratic David Pena		
Avon	part	4,157	3,607		
Canton		3,698	1,538		
		<u>7,855</u>	<u>5,145</u>		

Plurality: 2,710

State Representative

18

		Republican	Democratic			
		Robert Farr	Andrew M. Fleischmann			
West Hartford	part		8,421	_____	_____	_____
			<u>8,421</u>	_____	_____	_____
Plurality: 8,421						

State Representative

19

		Republican	Democratic			
		Robert Farr	Joe Messina			
Avon	part	1,028	676	_____	_____	_____
Farmington	part	673	336	_____	_____	_____
West Hartford	part	5,587	4,537	_____	_____	_____
		<u>7,288</u>	<u>5,549</u>	_____	_____	_____
Plurality: 1,739						

State Representative

20

		Republican	Democratic			
		Chad Thompson	David McCluskey			
West Hartford	part	2,718	6,853	_____	_____	_____
		<u>2,718</u>	<u>6,853</u>	_____	_____	_____
Plurality: 4,135						

State Representative

21

		Republican	Democratic			
		William A. Wadsworth	Demetrios Giannaros			
Farmington	part	4,393	7,432	_____	_____	_____
		<u>4,393</u>	<u>7,432</u>	_____	_____	_____
Plurality: 3,039						

State Representative 22

		Republican Reade Clemens	Democratic Elizabeth "Betty" Boukus		
Bristol	part	119	393		
New Britain	part	217	857		
Plainville		1,676	5,618		
		<hr style="width: 100%; border: 0.5px solid black;"/>	<hr style="width: 100%; border: 0.5px solid black;"/>		
		2,012	6,868		

Plurality: 4,856

State Representative 23

		Republican Marilyn Giuliano	Democratic Ed Wilhelms	Working Families Caitlynne Dacey Palmieri		
Lyme		763	582	22		
Old Lyme		2,622	1,427	41		
Old Saybrook		3,515	1,897	187		
Westbrook	part	924	559	33		
		<hr style="width: 100%; border: 0.5px solid black;"/>	<hr style="width: 100%; border: 0.5px solid black;"/>	<hr style="width: 100%; border: 0.5px solid black;"/>		
		7,824	4,465	283		

Plurality: 3,359

State Representative 24

		Republican Alphonse Wright	Democratic Tim O'Brien	Concerned Citizens Stanley J. Wosczyzna		
New Britain	part	1,349	4,352	119		
Newington	part	339	1,000	14		
		<hr style="width: 100%; border: 0.5px solid black;"/>	<hr style="width: 100%; border: 0.5px solid black;"/>	<hr style="width: 100%; border: 0.5px solid black;"/>		
		1,688	5,352	133		

Plurality: 3,664

State Representative 25

		Republican	Democratic John C. Geragosian		
New Britain	part		3,206		
			<hr style="width: 100%; border: 0.5px solid black;"/>		
			3,206		

Plurality: 3,206

State Representative

26

		Republican	Democratic Peter A. Tercyak			
New Britain	part	_____	4,773	_____	_____	_____
			<u>4,773</u>			
						Plurality: 4,773

State Representative

27

		Republican	Democratic Sandy Nafis	Working Families Susan Sand Burdelski		
Newington	part	_____	8,642	463	_____	_____
			<u>8,642</u>	<u>463</u>		
						Plurality: 8,179

State Representative

28

		Republican	Democratic Paul R. Doyle			
Wethersfield	part	_____	8,615	_____	_____	_____
			<u>8,615</u>			
						Plurality: 8,615

State Representative

29

		Republican Frank Szeps	Democratic Antonio "Tony" Guerrera			
Newington	part	447	885	_____	_____	_____
Rocky Hill		3,168	5,772	_____	_____	_____
Wethersfield	part	496	891	_____	_____	_____
		<u>4,111</u>	<u>7,548</u>			
						Plurality: 3,437

State Representative 30

		Republican Robert J. Peters	Democratic Joe Aresimowicz	Working Families Joe Aresimowicz			
Berlin	part	2,704	3,001	174			
Southington	part	2,450	3,000	52			
		<u>5,154</u>	<u>6,001</u>	<u>226</u>			

Plurality: 1,073

Total votes for cross-endorsed candidate Joe Aresimowicz 6,227

State Representative 31

		Republican Sonya Sonny Googins	Democratic Walter Cusson				
Glastonbury	part	7,612	5,330				
		<u>7,612</u>	<u>5,330</u>				

Plurality: 2,282

State Representative 32

		Republican	Democratic Jim O'Rourke				
Cromwell			4,958				
Middletown	part		299				
Portland			3,438				
			<u>8,695</u>				

Plurality: 8,695

State Representative 33

		Republican David Bauer	Democratic Joseph C. Serra	Libertarian Vincent J. Marotta	Working Families Elizabeth S. Weisholtz		
Middletown	part	2,444	5,739	152	258		
		<u>2,444</u>	<u>5,739</u>	<u>152</u>	<u>258</u>		

Plurality: 3,295

State Representative 34

	Republican Melissa H. Engel	Democratic Gail K. Hamm	
East Hampton	2,974	3,175	
Middletown part	1,342	2,092	
	4,316	5,267	

Plurality: 951

State Representative 35

	Republican	Democratic Brian J. O'Connor	
Clinton		4,076	
Killingworth		2,078	
Westbrook part		1,643	
		7,797	

Plurality: 7,797

State Representative 36

	Republican	Democratic James Field Spallone	
Chester		1,506	
Deep River		1,771	
Essex		2,546	
Haddam		2,720	
		8,543	

Plurality: 8,543

State Representative 37

	Republican John Leahy	Democratic Ed Jutila	
East Lyme	3,976	4,894	
Salem	950	970	
	4,926	5,864	

Plurality: 938

State Representative 38

		Republican Paul A. Suprin	Democratic Elizabeth B. Ritter	Petitioning Candidate David B. Fairman
Monville	part	699	882	43
Waterford		4,435	5,003	294
		<hr/> 5,134	<hr/> 5,885	<hr/> 337

Plurality: 751

State Representative 39

		Republican John Russell	Democratic Ernest Hewett	Working Families Ernest Hewett
New London	part	1,562	3,591	216
		<hr/> 1,562	<hr/> 3,591	<hr/> 216

Plurality: 2,245

Total votes for cross-endorsed candidate Ernest Hewett 3,807

State Representative 40

		Republican James C. Cavasino	Democratic Edward E. Moukawsher
Groton	part	1,717	3,056
New London	part	734	1,084
		<hr/> 2,451	<hr/> 4,140

Plurality: 1,689

State Representative 41

		Republican Lenny Winkler	Democratic
Groton	part	5,747	
		<hr/> 5,747	

Plurality: 5,747

State Representative 42

		Republican Joseph A. Lozier	Democratic Tom Reynolds				
Ledyard		2,615	3,975				
Montville	part	494	756				
Preston		1,103	1,248				
		<hr/> 4,212	<hr/> 5,979				
Plurality: 1,767							

State Representative 43

		Republican Diana S. Urban	Democratic				
North Stonington		1,854					
Stonington		5,809					
		<hr/> 7,663					
Plurality: 7,663							

State Representative 44

		Republican Michael A. Caron	Democratic Charles P. Ferland				
Killingly	part	2,329	1,973				
Plainfield	part	2,882	2,425				
Sterling		753	445				
		<hr/> 5,964	<hr/> 4,843				
Plurality: 1,121							

State Representative 45

		Republican Dana J. Peloso	Democratic Steven T. Mikutel	Working Families Gabriel M. Fonseca			
Griswold		960	3,213	105			
Lisbon		394	1,355	35			
Plainfield	part	600	1,290	33			
Voluntown		245	848	18			
		<hr/> 2,199	<hr/> 6,706	<hr/> 191			
Plurality: 4,507							

State Representative 46

	Republican	Democratic Melissa Olson	Petitioning Candidate Kenneth E. Tedford			
Norwich	part	5,454	395			
		<hr/> 5,454	<hr/> 395			
Plurality: 5,059						

State Representative 47

	Republican	Democratic Jack Malone				
Canterbury		1,507				
Norwich	part	3,639				
Scotland		480				
Sprague		823				
		<hr/> 6,449				
Plurality: 6,449						

State Representative 48

	Republican	Democratic Linda A. Orange				
Colchester		5,258				
East Haddam		3,112				
		<hr/> 8,370				
Plurality: 8,370						

State Representative 49

	Republican	Democratic Walter Pawelkiewicz	Working Families Michael D. Bolton	Petitioning Candidate Matthew A. Piolunek		
Windham		4,701	444	634		
		<hr/> 4,701	<hr/> 444	<hr/> 634		
Plurality: 4,067						

State Representative

50

Full Term

	Republican Mike Alberts	Democratic Reece Painter
Brooklyn	1,331	1,688
Eastford	495	357
Hampton	411	567
Pomfret	1,047	1,041
Woodstock	<u>2,195</u>	<u>1,778</u>
	5,479	5,431

Plurality: 48

State Representative

51

	Republican Shawn T. Johnston	Democratic Shawn T. Johnston
Killingly part	797	1,083
Putnam	1,409	1,762
Thompson	<u>1,680</u>	<u>2,027</u>
	3,886	4,872

Plurality: 8,758

Total votes for cross-endorsed candidate Shawn T. Johnston 8,758

State Representative

52

	Republican Penny Bacchiochi	Democratic David Mordasky	Christian Center Party John M. Traceski
Somers	3,322	1,238	82
Stafford	3,761	2,130	39
Union	<u>293</u>	<u>149</u>	<u>2</u>
	7,376	3,517	123

Plurality: 3,859

State Representative

53

	Republican	Democratic Michael J. Cardin	Working Families Michael J. Cardin
Ashford		1,372	92
Tolland		4,804	409
Willington		1,824	132
		8,000	633

Plurality: 8,622

11 Votes for Registered Write-in Candidate Karen Ann Miller
Total votes for cross-endorsed candidate Michael J. Cardin 8,633

State Representative 54

	Republican	Democratic Denise Merrill	Working Families Magdalena L. Russell
Chaplin		567	31
Mansfield		5,745	336
	<hr/>	<hr/>	<hr/>
		6,312	367

Plurality: 5,945

State Representative 55

	Republican Pamela Z. Sawyer	Democratic Dolores Betti	Working Families Ryan J. Schiavone
Andover	1,117	513	27
Bolton	1,999	803	34
Hebron	3,313	1,326	92
Marlborough	2,273	1,013	61
	<hr/>	<hr/>	<hr/>
	8,702	3,655	214

2 Votes for Registered Write-in Candidate Alexander J. Cotoia

Plurality: 5,047

State Representative 56

	Republican Joe Grabinski	Democratic Claire L. Janowski
Vernon part	3,400	7,222
	<hr/>	<hr/>
	3,400	7,222

Plurality: 3,822

State Representative 57

	Republican	Democratic Ted C. Graziani	Working Families Edward J. Zimnoch
East Windsor		2,850	366
Ellington		4,369	353
	<hr/>	<hr/>	<hr/>
		7,219	719

4 Votes for Registered Write-in Candidate Christopher B. Kennedy

Plurality: 6,500

State Representative

58

Republican: Gregory T. Stokes, Sr.
 Democratic: Kathleen M. Tallarita

Enfield	part	2,916	5,791			
		<u>2,916</u>	<u>5,791</u>			

Plurality: 2,875

State Representative

59

Republican: Charles E. Woods, Jr.
 Democratic: Stephen M. Jarnoc
 Working Families: Richard George Sweet
 Enfield Taxpayers Party

Enfield	part	2,918	5,605	130		
		<u>2,918</u>	<u>5,605</u>	<u>130</u>		

Plurality: 2,687

State Representative

60

Republican: Donald A. Jepsen, Jr.
 Democratic: Peggy Sayers

Windsor	part	1,569	2,715			
Windsor Locks		1,738	3,615			
		<u>3,307</u>	<u>6,330</u>			

Plurality: 3,023

State Representative

61

Republican: Ruth C. Fahrbach
 Democratic
 Working Families: James J. Carone, Sr.

East Granby	part	152		10		
Suffield		4,144		403		
Windsor	part	2,364		211		
		<u>6,660</u>		<u>624</u>		

Plurality: 6,036

State Representative

62

	Republican Richard F. Ferrari	Democratic	Working Families Paul J. Nyerick
Barhamsted part	389		59
East Granby part	1,503		87
Granby	3,650		345
New Hartford	2,153		235
	<u>7,695</u>		<u>726</u>

Plurality: 6,969

State Representative

63

	Republican Lynda F. Colavecchio	Democratic George M. Wilber	Working Families George M. Wilber
Barhamsted part	615	696	42
Canaan	201	335	23
Colebrook	219	635	36
Hartland	599	425	34
Norfolk	332	583	9
North Canaan	614	730	33
Winchester	2,120	2,513	167
	<u>4,700</u>	<u>5,917</u>	<u>344</u>

Plurality: 1,561

Total votes for cross-endorsed candidate George M. Wilber 6,261

State Representative

64

	Republican Michael D. Lynch	Democratic Roberta Willis
Cornwall	264	605
Goshen	797	763
Salisbury	565	1,657
Sharon	604	854
Torrington part	2,653	3,268
	<u>4,883</u>	<u>7,147</u>

Plurality: 2,264

State Representative

65

		Republican Anne L. Ruwet	Democratic Paul E. Cavagnero				
Torrington	part	4,555	4,113				
		<u>4,555</u>	<u>4,113</u>				
							Plurality: 442

State Representative

66

		Republican Craig A. Miner	Democratic Betsy Glassman	Working Families Betsy Glassman			
Bethlehem		1,126	862	41			
Litchfield	part	2,258	1,331	49			
Morris		783	460	17			
Warren		454	237	20			
Woodbury	part	2,873	1,934	50			
		<u>7,494</u>	<u>4,824</u>	<u>177</u>			
							Plurality: 2,493
Total votes for cross-endorsed candidate		Betsy Glassman				5,001	

State Representative

67

		Republican Clark J. Chapin	Democratic Joe Ribeiro				
New Milford	part	6,634	3,151				
		<u>6,634</u>	<u>3,151</u>				
							Plurality: 3,483

State Representative

68

		Republican Sean Williams	Democratic Robert LeBlanc	Working Families Robert LeBlanc			
Watertown		7,489	2,687	65			
Woodbury	part	297	136	9			
		<u>7,786</u>	<u>2,823</u>	<u>74</u>			
							Plurality: 4,889
Total votes for cross-endorsed candidate		Robert LeBlanc				2,897	

State Representative 69

	Republican Arthur J. O'Neill	Democratic				
Bridgewater	746					
Roxbury	886					
Southbury part	5,726					
Washington	1,240					
	<u>8,598</u>					

Plurality: 8,598

State Representative 70

	Republican Kevin M. DelGobbo	Democratic	Working Families Valerie J. Bartlett	Independent Ronald E. Fischer		
Naugatuck part	6,313		330	241		
	<u>6,313</u>		<u>330</u>	<u>241</u>		

Plurality: 5,983

State Representative 71

	Republican Anthony J. D'Amelio	Democratic	Independent Arthur J. Denze			
Middlebury	2,333		580			
Waterbury part	3,777		790			
	<u>6,110</u>		<u>1,370</u>			

Plurality: 4,740

State Representative 72

	Republican	Democratic Reginald G. Beamon	Working Families Catherine A. Smith	Independent Peter K. Tirado	Petitioning Candidate Richard J. Cam	
Waterbury part		3,180	143	321	131	
		<u>3,180</u>	<u>143</u>	<u>321</u>	<u>131</u>	

Plurality: 2,859

State Representative

73

		Republican	Democratic Jeffrey J. Berger	Working Families Blair F. Bertaccini	Independent Francis J. Caiazzo, Jr.	
Waterbury	part		4,576	217	780	
			<u>4,576</u>	<u>217</u>	<u>780</u>	
Plurality: 3,796						

State Representative

74

		Republican Selim G. Noujaim	Democratic Miguel A. Fuentes	Independent Judith A. Walters	
Waterbury	part	4,374	2,735	183	
		<u>4,374</u>	<u>2,735</u>	<u>183</u>	
Plurality: 1,639					

State Representative

75

		Republican Osvaldo Machado	Democratic David Aldarondo	Concerned Citizens Edward Plouffe	Working Families Barbara J. Petty	Independent Theodore J. Derouin, Jr.
Waterbury	part	1,013	2,514	68	105	204
		<u>1,013</u>	<u>2,514</u>	<u>68</u>	<u>105</u>	<u>204</u>
Plurality: 1,501						

State Representative

76

		Republican John Piscopo	Democratic Roland J. Perreault	Working Families Dane A. Deleppo	
Burlington		2,923	1,458	41	
Harwinton		1,956	833	48	
Litchfield	part	472	174	8	
Thomaston		2,497	991	46	
		<u>7,848</u>	<u>3,456</u>	<u>143</u>	
Plurality: 4,392					

State Representative 77

		Republican Charles M. DiBiasi	Democratic Roger B. Michele			
Bristol	part	3,396	6,084			
		<u>3,396</u>	<u>6,084</u>			
				Plurality: 2,688		

State Representative 78

		Republican William A. Hamzy	Democratic	Libertarian Linda H. Rasch	Working Families James Vono		
Bristol	part	2,634		91	100		
Plymouth		3,618		224	136		
		<u>6,252</u>		<u>315</u>	<u>236</u>		
				Plurality: 5,937			

State Representative 79

		Republican	Democratic Kosta Diamantis				
Bristol	part		5,495				
			<u>5,495</u>				
				Plurality: 5,495			

State Representative 80

		Republican William C. O'Brien	Democratic John "Corky" Mazurek	Concerned Citizens Joseph A. Zdonczyk	Working Families		
Southington	part	1,228	2,155	35			
Wolcott		2,782	4,617	117			
		<u>4,010</u>	<u>6,772</u>	<u>152</u>			
				Plurality: 2,762			

State Representative 81

		Republican	Democratic Bruce "Zeke" Zalaski				
Southington	part		7,443				
			<u>7,443</u>				
				Plurality: 7,443			

State Representative

82

		Republican	Democratic Emil "Buddy" Altobello	Libertarian Arline Dunlop	Working Families Gregory Castro		
Meriden	part		6,081	456	202		
			<u>6,081</u>	<u>456</u>	<u>202</u>		
Plurality: 5,625							

State Representative

83

		Republican	Democratic Jim Abrams				
Berlin	part		2,392				
Meriden	part		4,171				
			<u>6,563</u>				
Plurality: 6,563							

State Representative

84

		Republican	Democratic Christopher G. Donovan				
Meriden	part		3,663				
			<u>3,663</u>				
Plurality: 3,663							

State Representative

85

		Republican	Democratic Mary M. Mushinsky	Working Families Marie J. Guest			
Wallingford	part		6,839	359			
			<u>6,839</u>	<u>359</u>			
Plurality: 6,480							

State Representative 86

		Republican Robert M. Ward	Democratic Ashley Clow Joiner			
East Haven	part	924	1,011			
North Branford		3,867	2,511			
Wallingford	part	591	542			
		<hr/> 5,382	<hr/> 4,064			

Plurality: 1,318

State Representative 87

		Republican Laurie-Jean Hannon	Democratic Steve Fontana			
North Haven		4,215	7,533			
		<hr/> 4,215	<hr/> 7,533			

Plurality: 3,318

State Representative 88

		Republican	Democratic Brendan Sharkey	Working Families Dora C. Hale		
Hamden	part		6,716	303		
			<hr/> 6,716	<hr/> 303		

Plurality: 6,413

State Representative 89

		Republican Roger J. Kergaravat	Democratic Vickie Orsini Nardello			
Bethany		1,234	1,762			
Cheshire	part	1,746	2,664			
Prospect		2,291	2,261			
		<hr/> 5,271	<hr/> 6,687			

Plurality: 1,416

State Representative

90

		Republican	Democratic			
			Mary G. Fritz			
Cheshire	part		2,197			
Wallingford	part		4,463			
			<u>6,660</u>			
						Plurality: 6,660

State Representative

91

		Republican	Democratic			
		Henry Platt, Jr.	Peter F. Villano			
Hamden	part	1,621	6,785			
		<u>1,621</u>	<u>6,785</u>			
						Plurality: 5,164

State Representative

92

		Republican	Democratic	Working Families		
			Patricia A. Dillon	Arthur G. Stewart		
New Haven	part		6,287	243		
			<u>6,287</u>	<u>243</u>		
						Plurality: 6,044

State Representative

93

		Republican	Democratic	Green		
			Toni Edmonds-Walker	Joyce Chen		
New Haven	part		3,746	1,405		
			<u>3,746</u>	<u>1,405</u>		
						Plurality: 2,341

State Representative

94

		Republican	Democratic			
			William R. Dyson			
New Haven	part		4,965			
			<u>4,965</u>			
						Plurality: 4,965

State Representative 95

		Republican	Democratic Juan Candelaria			
New Haven	part	_____	3,762	_____	_____	_____
		_____	3,762	_____	_____	_____
						Plurality: 3,762

State Representative 96

		Republican Ira Caplan	Democratic Cameron Staples			
Hamden	part	1,113	2,777	_____	_____	_____
New Haven	part	544	3,842	_____	_____	_____
		_____	_____	_____	_____	_____
		1,657	6,619	_____	_____	_____
						Plurality: 4,962

State Representative 97

		Republican	Democratic Robert Megna			
New Haven	part	_____	4,541	_____	_____	_____
		_____	4,541	_____	_____	_____
						Plurality: 4,541

State Representative 98

		Republican Harry J. Shepard III	Democratic Patricia Widlitz			
Branford	part	1,111	2,004	_____	_____	_____
Guilford	part	3,027	6,414	_____	_____	_____
		_____	_____	_____	_____	_____
		4,138	8,418	_____	_____	_____
						Plurality: 4,280

State Representative 99

		Republican	Democratic Michael P. Lawlor	Working Families Michael P. Lawlor	Petitioning Candidate Daniel J. McCann		
East Haven	part	_____	4,989	442	1,284	_____	_____
		_____	4,989	442	1,284	_____	_____
						Plurality: 4,147	
Total votes for cross-endorsed candidate		Michael P. Lawlor	5,431				

State Representative

100

		Republican Raymond Kalinowski	Democratic Theodore Raczka
Durham		2,526	1,411
Middlefield		1,463	1,044
Middletown	part	<u>2,087</u>	<u>2,275</u>
		6,076	5,730

Plurality: 346

State Representative

101

		Republican Peter Metz	Democratic Deborah Heinrich	Working Families
Guilford	part	1,083	1,509	
Madison		<u>4,867</u>	<u>5,209</u>	
		5,950	6,718	

Plurality: 768

State Representative

102

		Republican	Democratic Peter J. Panaroni, Jr.
Branford	part	_____	<u>7,465</u>
			7,465

Plurality: 7,465

State Representative

103

		Republican Al Adinolfi	Democratic John Kardaras
Cheshire	part	3,553	2,587
Hamden	part	1,289	1,328
Wallingford	part	<u>1,459</u>	<u>1,100</u>
		6,301	5,015

Plurality: 1,286

State Representative 104

		Republican J. R. Romano	Democratic Linda M. Gentile
Ansonia	part	2,779	3,419
Derby	part	<u>1,114</u>	<u>813</u>
		3,893	4,232

Plurality: 339

State Representative 105

		Republican Len Greene	Democratic Donald J. Mollere
Ansonia	part	221	316
Beacon Falls		1,692	986
Seymour		<u>4,025</u>	<u>2,337</u>
		5,938	3,639

Plurality: 2,299

State Representative 106

		Republican Julia B. Wasserman	Democratic	Working Families Colin Cascia	Independent Julia B. Wasserman
Newtown	part	<u>8,033</u>	_____	<u>477</u>	<u>900</u>
		8,033		477	900

Plurality: 8,456

Total votes for cross-endorsed candidate Julia B. Wasserman 8,933

State Representative 107

		Republican David A. Scribner	Democratic	Independent John F. Hawkins
Bethel	part	2,099		203
Brookfield		<u>5,890</u>	_____	<u>393</u>
		7,989		596

Plurality: 7,393

State Representative

108

		Republican	Democratic				
		Mary Ann Carson					
Kent		992					
New Fairfield	part	4,510					
New Milford	part	1,292					
Sherman		1,384					
		<u>8,178</u>					
							Plurality: 8,178

State Representative

109

		Republican	Democratic	Independent			
		Scott Bingaman	Lewis J. Wallace	Scott Bingaman			
Danbury	part	3,193	4,238	123			
		<u>3,193</u>	<u>4,238</u>	<u>123</u>			
							Plurality: 922
Total votes for cross-endorsed candidate		Scott Bingaman		3,316			

State Representative

110

		Republican	Democratic				
		Gregg William Seabury	Robert D. Godfrey				
Danbury	part	1,666	2,455				
		<u>1,666</u>	<u>2,455</u>				
							Plurality: 789

State Representative

111

		Republican	Democratic				
		John H. Frey	Randall Balmer				
Ridgefield		8,824	4,478				
		<u>8,824</u>	<u>4,478</u>				
							Plurality: 4,346

State Representative 112

		Republican DebraLee Hovey	Democratic Adam Feldman			
Monroe		6,325	3,344			
Newtown	part	968	541			
		<hr/> 7,293	<hr/> 3,885			
						Plurality: 3,408

State Representative 113

		Republican Richard O. Belden	Democratic Christopher Jones	Working Families Christopher Jones		
Shelton	part	5,506	3,916	292		
		<hr/> 5,506	<hr/> 3,916	<hr/> 292		
Total votes for cross-endorsed candidate Christopher Jones				4,208		
						Plurality: 1,298

State Representative 114

		Republican Themis Klarides	Democratic			
Derby	part	1,810				
Orange	part	2,706				
Woodbridge		3,074				
		<hr/> 7,590				
						Plurality: 7,590

State Representative 115

		Republican	Democratic Stephen D. Dargan	Working Families Terrence E. Shard		
West Haven	part		6,153	265		
			<hr/> 6,153	<hr/> 265		
						Plurality: 5,888

State Representative

116

		Republican	Democratic	Working Families	Reform
		Louis P. Esposito, Jr.	Barbara A. Godlewski	Curtis O. Jordan	
West Haven	part		4,739	213	349
			<u>4,739</u>	<u>213</u>	<u>349</u>

Plurality: 4,390

State Representative

117

		Republican	Democratic		
		Brian Elliott	Paul Davis		
Milford	part	2,175	1,715		
Orange	part	1,675	1,941		
West Haven	part	1,748	2,498		
		<u>5,598</u>	<u>6,154</u>		

Plurality: 556

State Representative

118

		Republican	Democratic		
			James A. Amann		
Milford	part		7,329		
			<u>7,329</u>		

Plurality: 7,329

State Representative

119

		Republican	Democratic		
		Pam Staneski	Richard F. Roy		
Milford	part	4,528	6,101		
		<u>4,528</u>	<u>6,101</u>		

Plurality: 1,573

State Representative

120

		Republican	Democratic		
		John A. Harkins	Beth Daponte		
Stratford	part	5,316	4,732		
		<u>5,316</u>	<u>4,732</u>		

Plurality: 584

State Representative 121

		Republican Casimir A. Mizera	Democratic Terry Backer			
Stratford	part	1,853	5,592	_____	_____	_____
		<u>1,853</u>	<u>5,592</u>	_____	_____	_____
Plurality: 3,739						

State Representative 122

		Republican Lawrence G. Miller	Democratic			
Shelton	part	5,156		_____	_____	_____
Stratford	part	2,202		_____	_____	_____
		<u>7,358</u>		_____	_____	_____
Plurality: 7,358						

State Representative 123

		Republican T. R. Rowe	Democratic Anthony J. Musto	Working Families Paul J. Hongo		
Trumbull	part	7,838	4,428	211	_____	_____
		<u>7,838</u>	<u>4,428</u>	<u>211</u>	_____	_____
Plurality: 3,410						

State Representative 124

		Republican Vallorie L. Clark	Democratic Charles "Don" Clemons	Working Families Charles "Don" Clemons		
Bridgeport	part	988	4,766	153	_____	_____
		<u>988</u>	<u>4,766</u>	<u>153</u>	_____	_____
Plurality: 3,931						
Total votes for cross-endorsed candidate			Charles "Don" Clemons	4,919	_____	_____

State Representative 125

		Republican John W. Hetherington	Democratic			
New Canaan	part	6,813		_____	_____	_____
Wilton	part	1,620		_____	_____	_____
		<u>8,433</u>		_____	_____	_____
Plurality: 8,433						

State Representative

126

		Republican Stewart E. Bograd	Democratic Christopher L. Caruso	Working Families Jude Derisme			
Bridgeport	part	1,115	5,967	86	_____	_____	_____
		<u>1,115</u>	<u>5,967</u>	<u>86</u>			
Plurality: 4,852							

State Representative

127

		Republican Thomas White	Democratic John F. Hennessy	Working Families Jose Latorre			
Bridgeport	part	2,373	4,238	121	_____	_____	_____
		<u>2,373</u>	<u>4,238</u>	<u>121</u>			
Plurality: 1,865							

State Representative

128

		Republican Ramona Marquez	Democratic Lydia N. Martinez	Working Families Jose I. Tomasini			
Bridgeport	part	593	2,693	74	_____	_____	_____
		<u>593</u>	<u>2,693</u>	<u>74</u>			
Plurality: 2,100							

State Representative

129

		Republican Lawrence E. Patterson	Democratic Robert T. Keeley, Jr.	Working Families Vecky L. Reyes			
Bridgeport	part	1,467	4,592	80	_____	_____	_____
		<u>1,467</u>	<u>4,592</u>	<u>80</u>			
Plurality: 3,125							

State Representative

130

		Republican Elizabeth Deshotel	Democratic Felipe Reinoso	Working Families Felipe Reinoso			
Bridgeport	part	717	3,164	122	_____	_____	_____
		<u>717</u>	<u>3,164</u>	<u>122</u>			
Plurality: 2,569							
Total votes for cross-endorsed candidate		Felipe Reinoso		3,286			

State Representative 131

		Republican David K. Labriola	Democratic Thomas W. Hickey	Working Families Vincent J. Murolo			
Naugatuck	part	2,141	856	46			
Oxford		3,554	1,661	60			
Southbury	part	1,348	591	31			
		<u>7,043</u>	<u>3,108</u>	<u>137</u>			

3 Votes for Registered Write-in Candidate John M. Joy

Plurality: 3,935

State Representative 132

		Republican Carl J. Dickman	Democratic Thomas J. Drew	Working Families Joshua Nassi			
Fairfield	part	5,232	5,778	126			
		<u>5,232</u>	<u>5,778</u>	<u>126</u>			

1 Votes for Registered Write-in Candidate James R. Brown

Plurality: 546

State Representative 133

		Republican Cathy C. Tymniak	Democratic				
Fairfield	part	6,754					
Westport	part	686					
		<u>7,440</u>					

Plurality: 7,440

State Representative 134

		Republican John "Jack" Stone	Democratic Tom F. Christiano				
Fairfield	part	3,601	2,595				
Trumbull	part	2,741	2,821				
		<u>6,342</u>	<u>5,416</u>				

Plurality: 926

State Representative

135

		Republican John E. Stripp	Democratic	Green Nancy Burton
Easton		2,705		417
Redding	part	1,877		484
Weston		<u>2,981</u>		<u>748</u>
		7,563		1,649

Plurality: 5,914

State Representative

136

		Republican Ken Bernhard	Democratic Joe Mioli
Westport	part	<u>6,389</u>	<u>6,753</u>
		6,389	6,753

Plurality: 364

State Representative

137

		Republican Arthur J. Scialabba	Democratic Chris Perone	Working Families Jessica Anne Pluff
Norwalk	part	<u>2,954</u>	<u>5,339</u>	<u>98</u>
		2,954	5,339	98

Plurality: 2,385

State Representative

138

		Republican Jan R. Giegler	Democratic Bruce R. Lees	Independent Margaret A. Dyer
Danbury	part	4,802	3,106	135
New Fairfield	part	<u>640</u>	<u>356</u>	<u>17</u>
		5,442	3,462	152

Plurality: 1,980

State Representative 139

		Republican Michael O'Connor	Democratic Kevin Ryan	Working Families		
Bozrah		563	733			
Franklin		351	633			
Lebanon		1,323	2,116			
Montville	part	1,302	2,791			
		3,539	6,273			

Plurality: 2,734

State Representative 140

		Republican Jonathan Nathanson	Democratic Joseph E. Mann			
Norwalk	part	1,405	4,160			
		1,405	4,160			

Plurality: 2,755

State Representative 141

		Republican John J. Ryan	Democratic Callie A. Sullivan			
Darien		6,349	3,815			
Norwalk	part	888	1,391			
		7,237	5,206			

Plurality: 2,031

State Representative 142

		Republican Lawrence F. Cafero	Democratic	Working Families A. Brian Petronella		
Norwalk	part	6,255		561		
		6,255		561		

Plurality: 5,694

State Representative 143

		Republican Toni Boucher	Democratic Paul Burnham			
Norwalk	part	2,280	2,083			
Wilton	part	4,840	2,375			
		<hr/> 7,120	<hr/> 4,458			
Plurality: 2,662						

State Representative 144

		Republican James M. Rubino	Democratic Jim Shapiro	Petitioning Candidate Patricia Kane		
Stamford	part	3,950	5,079	143		
		<hr/> 3,950	<hr/> 5,079	<hr/> 143		
Plurality: 1,129						

State Representative 145

		Republican	Democratic Christel Truglia			
Stamford	part		3,663			
			<hr/> 3,663			
Plurality: 3,663						

State Representative 146

		Republican Gregory Vayneris	Democratic Gerald Fox, III	Working Families John P. Maloney		
Stamford	part	2,270	5,349	145		
		<hr/> 2,270	<hr/> 5,349	<hr/> 145		
Plurality: 3,079						

State Representative 147

		Republican Donald B. Sherer	Democratic Peter Gasparino			
New Canaan	part	855	270			
Stamford	part	5,683	4,112			
		<hr/> 6,538	<hr/> 4,382			
Plurality: 2,156						

State Representative 148

		Republican Joseph S. Tarzia	Democratic Carlo Leone				
Stamford	part	2,621	4,228	_____	_____	_____	_____
		<u>2,621</u>	<u>4,228</u>				
Plurality: 1,607							

State Representative 149

		Republican Livvy R. Floren	Democratic Kim Hynes				
Greenwich	part	4,773	2,537				
Stamford	part	1,421	1,366				
		<u>6,194</u>	<u>3,903</u>				
Plurality: 2,291							

State Representative 150

		Republican Lile R. Gibbons	Democratic				
Greenwich	part	6,110		_____	_____	_____	_____
		<u>6,110</u>					
Plurality: 6,110							

State Representative 151

		Republican Claudia M. Powers	Democratic				
Greenwich	part	6,885		_____	_____	_____	_____
		<u>6,885</u>					
Plurality: 6,885							

State Representative

50

To fill vacancy

	Republican	Democratic				
	Mike Alberts	Reece Painter				
Brooklyn	1,284	1,602				
Eastford	474	351				
Hampton	383	539				
Pomfret	1,006	1,021				
Woodstock	2,111	1,756				
	<u>5,258</u>	<u>5,269</u>				

Plurality: 11

Judge of Probate

Glastonbury

To fill vacancy

Republican

Democratic

Sharon Holland Purtili

Peter Alter

Glastonbury

8,572

8,612

8,572

8,612

Plurality: 40

Judge of Probate

Meriden

To fill vacancy

Republican

Democratic

Bruce A. Fontanella

Brian T. Mahon

Meriden

8,953

10,388

8,953

10,388

Plurality: 1,435

Registrar of Voters

Andover

	Republican Louise F. Parkington	Democratic Kathleen D. Cardin				
Andover	724	615	_____	_____	_____	_____
	<u>724</u>	<u>615</u>				

Registrar of Voters

Ansonia

	Republican Hazel T. Hummell	Democratic John Erlingheuser				
Ansonia	2,408	3,713	_____	_____	_____	_____
	<u>2,408</u>	<u>3,713</u>				

Registrar of Voters

Ashford

	Republican Sue A. Cowen	Democratic Kevin T. McCarthy				
Ashford	808	1,182	_____	_____	_____	_____
	<u>808</u>	<u>1,182</u>				

Registrar of Voters

Avon

	Republican Ann L. Dearstyne	Democratic Marilyn B. Dumas				
Avon	4,837	4,126	_____	_____	_____	_____
	<u>4,837</u>	<u>4,126</u>				

Registrar of Voters

Barkhamsted

	Republican Susan L. Day	Democratic Eileen S. Fowler				
Barkhamsted	1,071	773	_____	_____	_____	_____
	<u>1,071</u>	<u>773</u>				

Registrar of Voters**Beacon Falls**

Republican Helen K. Mis	Democratic Katherine G. Grace
----------------------------	----------------------------------

Beacon Falls

1,281

1,183

1,2811,183**Registrar of Voters****Berlin**

Republican Elizabeth A. Tedeschi	Democratic Charles W. Warner
-------------------------------------	---------------------------------

Berlin

4,497

4,145

4,4974,145**Registrar of Voters****Bethel**

Republican Mary H. Legnard	Democratic Mary R. O'Leary
-------------------------------	-------------------------------

Bethel

4,181

3,992

4,1813,992**Registrar of Voters****Bethlehem**

Republican Ellen R. Samoska	Democratic Anne-Marie Mastroianni
--------------------------------	---

Bethlehem

1,206

653

1,206653**Registrar of Voters****Bloomfield**

Republican Barbara L. Reisner	Democratic Leon D. Carr
----------------------------------	----------------------------

Bloomfield

2,307

6,589

2,3076,589

	Registrar of Voters		Bolton			
	Republican Dorothy R. Neil	Democratic Monita Hebert				
Bolton	1,449	1,146				
	<u>1,449</u>	<u>1,146</u>				

	Registrar of Voters		Branford			
	Republican Marion E. Burkard	Democratic Marianne E. Kelly				
Branford	4,882	7,704				
	<u>4,882</u>	<u>7,704</u>				

	Registrar of Voters		Bridgeport			
	Republican George H. Comer	Democratic Santa I. Ayala				
Bridgeport	7,838	23,188				
	<u>7,838</u>	<u>23,188</u>				

	Registrar of Voters		Bristol			
	Republican Ellie Klapatch	Democratic Bob Badal				
Bristol	10,476	10,693				
	<u>10,476</u>	<u>10,693</u>				

	Registrar of Voters		Brookfield			
	Republican Karen J. Nindorf	Democratic Dorothy A. Dori				
Brookfield	4,544	2,783				
	<u>4,544</u>	<u>2,783</u>				

Registrar of Voters**Brooklyn**

Republican
Cassandra Leach

Democratic
Janet K. St. Jean

Brooklyn

1,333

1,529

1,3331,529**Registrar of Voters****Canterbury**

Republican
Mary B. Smith

Democratic
Loreen F. Hegan

Canterbury

1,129

1,091

1,1291,091**Registrar of Voters****Canton**

Republican
George F. Howland

Democratic
James M. Keane

Canton

2,337

2,417

2,3372,417**Registrar of Voters****Chaplin**

Republican
Doris B. Silliman

Democratic
Geraldine A. Helmer

Chaplin

465

498

465498**Registrar of Voters****Cheshire**

Republican
Richard J. Abbate

Democratic
Aleta G. Looker

Cheshire

7,144

5,877

7,1445,877

Registrar of Voters

Clinton

	Republican Kimberly Ann Neri	Democratic June T. Hansen				
Clinton	2,467	3,140	_____	_____	_____	_____
	<u>2,467</u>	<u>3,140</u>				

Registrar of Voters

Colchester

	Republican Elizabeth S. Wagner	Democratic Dorothy A. Mrowka				
Colchester	2,832	3,660	_____	_____	_____	_____
	<u>2,832</u>	<u>3,660</u>				

Registrar of Voters

Colebrook

	Republican Catherine M. Andersen	Democratic Inge M. Gomez				
Colebrook	328	361	_____	_____	_____	_____
	<u>328</u>	<u>361</u>				

Registrar of Voters

Columbia

	Republican Astrid S. Belanger	Democratic Christopher E. Lamourine				
Columbia	1,525	1,225	_____	_____	_____	_____
	<u>1,525</u>	<u>1,225</u>				

Registrar of Voters

Cornwall

	Republican Virginia B. Potter	Democratic Jayne W. Ridgway				
Cornwall	378	476	_____	_____	_____	_____
	<u>378</u>	<u>476</u>				

Registrar of Voters**Coventry**

Republican Blanche F. Strater	Democratic Marjorie L. Roach
----------------------------------	---------------------------------

Coventry	<u>1,920</u>	<u>3,237</u>	_____	_____	_____	_____
	1,920	3,237				

Registrar of Voters**Cromwell**

Republican Mary B. Amenta	Democratic Donna Zink-Otlowski
------------------------------	-----------------------------------

Cromwell	<u>3,426</u>	<u>3,187</u>	_____	_____	_____	_____
	3,426	3,187				

Registrar of Voters**Danbury**

Republican Mary Ann Doran	Democratic Margaret F. Gallo
------------------------------	---------------------------------

Danbury	<u>10,601</u>	<u>11,376</u>	_____	_____	_____	_____
	10,601	11,376				

Registrar of Voters**Darien**

Republican Donald Paul Smith	Democratic Thomas R. Dunn
---------------------------------	------------------------------

Darien	<u>6,052</u>	<u>3,111</u>	_____	_____	_____	_____
	6,052	3,111				

Registrar of Voters**Deep River**

Republican Sandra L. Louthain	Democratic Joanne P. Grabek
----------------------------------	--------------------------------

Deep River	<u>748</u>	<u>1,483</u>	_____	_____	_____	_____
	748	1,483				

Registrar of Voters

Derby

	Republican Ernestine R. Gaudio	Democratic Louise A. Pimey				
Derby	1,707	2,308				
	<u>1,707</u>	<u>2,308</u>				

Registrar of Voters

Durham

	Republican Susan L. McCandless	Democratic Natalie A. H. Church				
Durham	1,785	1,870				
	<u>1,785</u>	<u>1,870</u>				

Registrar of Voters

East Granby

	Republican June T. Cameron	Democratic Virginia N. Howard				
East Granby	1,299	1,091				
	<u>1,299</u>	<u>1,091</u>				

Registrar of Voters

East Haddam

	Republican Harriet G. Cummings	Democratic Joyce Simon				
East Haddam	1,572	2,426				
	<u>1,572</u>	<u>2,426</u>				

Registrar of Voters

East Hampton

	Republican Jane S. Christopher	Democratic Kathleen Nowakowski				
East Hampton	2,373	3,131				
	<u>2,373</u>	<u>3,131</u>				

Registrar of Voters

East Hartford

Republican Democratic
Mary J. Mourey Margaret A. Bymes

East Hartford	<u>4,760</u>	<u>10,757</u>	_____	_____	_____	_____
	4,760	10,757				

Registrar of Voters

East Haven

Republican Democratic
Donna C. Norman Joseph Buonomo

East Haven	<u>4,032</u>	<u>5,227</u>	_____	_____	_____	_____
	4,032	5,227				

Registrar of Voters

Easton

Republican Democratic
Eunice K. Hanson Nicholas V. Soares, Jr.

Easton	<u>2,544</u>	<u>1,523</u>	_____	_____	_____	_____
	2,544	1,523				

Registrar of Voters

Enfield

Republican Democratic
Vaughan O. Vanderscoff Liane Flynn

Enfield	<u>6,019</u>	<u>9,986</u>	_____	_____	_____	_____
	6,019	9,986				

Registrar of Voters

Essex

Republican Democratic
Elizabeth G. Schellens Lois A. Ely

Essex	<u>1,736</u>	<u>1,898</u>	_____	_____	_____	_____
	1,736	1,898				

Registrar of Voters

Fairfield

	Republican Joan K. O'Rourke	Democratic Jo-Ann McMaster				
Fairfield	14,932	11,441				
	<u>14,932</u>	<u>11,441</u>				

Registrar of Voters

Farmington

	Republican Edward J. Leary	Democratic Barbara Brenneman				
Farmington	5,214	6,610				
	<u>5,214</u>	<u>6,610</u>				

Registrar of Voters

Franklin

	Republican Valerie E. Matters	Democratic Joseph M. Sudik				
Franklin	509	482				
	<u>509</u>	<u>482</u>				

Registrar of Voters

Glastonbury

	Republican Mary Foley	Democratic Mary Eleanor Kimball				
Glastonbury	7,898	8,136				
	<u>7,898</u>	<u>8,136</u>				

Registrar of Voters

Granby

	Republican Virginia L. Wennberg	Democratic Laura W. Wolfe				
Granby	2,815	2,591				
	<u>2,815</u>	<u>2,591</u>				

Registrar of Voters

Greenwich

Republican
Vernice Baron Musca

Democratic
Sharon B. Vecchiolla

Greenwich

13,988

11,260

13,988

11,260

Registrar of Voters

Griswold

Republican
Carol B. Seaman

Democratic
Mary Gromko

Griswold

1,752

2,255

1,752

2,255

Registrar of Voters

Groton

Republican
Victoria M. Rossman

Democratic
Allen Palmer

Groton

5,828

6,334

5,828

6,334

Registrar of Voters

Haddam

Republican

Democratic
Victoria S. Harlow

Haddam

2,718

2,718

Registrar of Voters

Hamden

Republican
Anthony V. Esposito

Democratic
Margaret E. Rae

Hamden

7,453

15,899

7,453

15,899

Registrar of Voters

Hampton

	Republican Katherine G. Newcombe	Democratic Dayna L. McDermott				
Hampton	462	467				
	<u>462</u>	<u>467</u>				

Registrar of Voters

Hartford

	Republican Joseph W. DeLorenzo	Democratic Shirley A. Surgeon				
Hartford	3,042	18,984				
	<u>3,042</u>	<u>18,984</u>				

Registrar of Voters

Hartland

	Republican Cheryl L. Mummau	Democratic Joan L. Makowski				
Hartland	628	365				
	<u>628</u>	<u>365</u>				

Registrar of Voters

Harwinton

	Republican Therese A. Mirsky	Democratic Candace L. Crawford				
Harwinton	1,561	1,098				
	<u>1,561</u>	<u>1,098</u>				

Registrar of Voters

Hebron

	Republican James L. Derby	Democratic John O. O'Sullivan				
Hebron	2,110	2,375				
	<u>2,110</u>	<u>2,375</u>				

Registrar of Voters**Kent**

Republican
Wendy T. Harvey

Republican
Marjorie H. Wells

Kent

754

754

799

799

Registrar of Voters**Killingly**

Republican
Jaqueline Raymond

Democratic
Rita La Belle

Killingly

2,219

2,219

3,172

3,172

Registrar of Voters**Killingworth**

Republican
Lauren K. Blaha

Democratic
Elizabeth Webber
Dennis

Killingworth

1,792

1,792

1,528

1,528

Registrar of Voters**Ledyard**

Republican
Nancy Lozier

Democratic
Hazel M. Gorman

Ledyard

2,892

2,892

3,258

3,258

Registrar of Voters**Litchfield**

Republican
Mary Q. Fahey

Democratic
Linda Bongiolari

Litchfield

2,182

2,182

1,981

1,981

Registrar of Voters

Lyme

	Republican Richard L. Gustafson	Democratic Nancy M. Roche				
Lyme	644	703				
	<u>644</u>	<u>703</u>				

Registrar of Voters

Madison

	Republican Gail M. Snow	Democratic Christine M. Hjerpe				
Madison	5,028	4,555				
	<u>5,028</u>	<u>4,555</u>				

Registrar of Voters

Manchester

	Republican Barbara A. King	Democratic Francis A. Maffee, Jr.				
Manchester	8,523	13,182				
	<u>8,523</u>	<u>13,182</u>				

Registrar of Voters

Mansfield

	Republican Beverly Mann Miela	Democratic Mary Stanton				
Mansfield	1,613	5,221				
	<u>1,613</u>	<u>5,221</u>				

Registrar of Voters

Meriden

	Republican Lillian Toni Soboleski	Democratic Maureen E. Flynn				
Meriden	7,577	10,776				
	<u>7,577</u>	<u>10,776</u>				

Registrar of Voters

Middletown

Republican
Janice A. Gionfriddo

Democratic
Sandra L. Faraci

Middletown	5,923	10,953	_____	_____	_____	_____
	<u>5,923</u>	<u>10,953</u>				

Registrar of Voters

Milford

Republican
Rose I. Scarpa

Democratic
Mary Lee Tamas

Milford	11,569	10,578	_____	_____	_____	_____
	<u>11,569</u>	<u>10,578</u>				

Registrar of Voters

Monroe

Republican
Jeanette Benson

Democratic
Susan A. Koneff

Monroe	5,024	4,233	_____	_____	_____	_____
	<u>5,024</u>	<u>4,233</u>				

Registrar of Voters

Montville

Republican
Mary Clark-Wilson

Democratic
Lorraine A. Elliott

Montville	3,008	3,618	_____	_____	_____	_____
	<u>3,008</u>	<u>3,618</u>				

Registrar of Voters

Morris

Republican
Jennifer A. Whittlesey

Democratic
Patricia A. Trotman

Morris	755	462	_____	_____	_____	_____
	<u>755</u>	<u>462</u>				

Registrar of Voters

Naugatuck

	Republican Nancy A. Stiber	Democratic Louise L. Sheedy				
Naugatuck	5,042	4,973				
	<u>5,042</u>	<u>4,973</u>				

Registrar of Voters

New Britain

	Republican Dorothy R. Turnrose	Democratic Edward J. Dzonkowski				
New Britain	4,539	11,664				
	<u>4,539</u>	<u>11,664</u>				

Registrar of Voters

New Canaan

	Republican Robert L. Shafter	Democratic George F. Cody				
New Canaan	6,485	3,206				
	<u>6,485</u>	<u>3,206</u>				

Registrar of Voters

New Fairfield

	Republican Diane Gucker	Democratic Elaine A. Jordano				
New Fairfield	3,757	2,626				
	<u>3,757</u>	<u>2,626</u>				

Registrar of Voters

New Hartford

	Republican Karen Griswold Nelson	Democratic Elizabeth A. Paul				
New Hartford	1,805	1,494				
	<u>1,805</u>	<u>1,494</u>				

Registrar of Voters

New Haven

	Republican Rae D. Tramontano	Democratic Sharon G. Ferrucci	Green Calvin Lionel Nicholson			
New Haven	4,300	24,460	2,618			
	<u>4,300</u>	<u>24,460</u>	<u>2,618</u>			

Registrar of Voters

Newtown

	Republican Karin B. Aurelia	Democratic LeReine M. Frampton				
Newtown	7,097	5,027				
	<u>7,097</u>	<u>5,027</u>				

Registrar of Voters

Norfolk

	Republican Barbara A. Tracey	Democratic Kevin M. O'Connor				
Norfolk	391	521				
	<u>391</u>	<u>521</u>				

Registrar of Voters

**North Branford
Dist.1**

	Republican Ann B. Zimmer	Democratic Florence Jasudowicz				
North Branford part	1,575	1,587				
	<u>1,575</u>	<u>1,587</u>				

Registrar of Voters

**North Branford
Dist.2**

	Republican Paulette C. Hart	Democratic Judith N. Esposito				
North Branford part	1,221	1,445				
	<u>1,221</u>	<u>1,445</u>				

Registrar of Voters

North Canaan

	Republican Anna-Elysapeth McGuire	Democratic Evelyn E. Hedus				
North Canaan	684	606				
	<u>684</u>	<u>606</u>				

Registrar of Voters

North Haven

	Republican Frank J. Riggs	Democratic Barbara P. Feinberg				
North Haven	5,913	5,177				
	<u>5,913</u>	<u>5,177</u>				

Registrar of Voters

North Stonington

	Republican Gladys I. Chase	Democratic Sylvia C. Murray				
North Stonington	1,180	1,143				
	<u>1,180</u>	<u>1,143</u>				

Registrar of Voters

Norwalk

	Republican Karen Doyle Lyons	Democratic Betty J. Bondi				
Norwalk	12,660	17,457				
	<u>12,660</u>	<u>17,457</u>				

Registrar of Voters

Norwich

	Republican Gerald Kortfelt	Democratic Nancy DePietro				
Norwich	2,873	8,033				
	<u>2,873</u>	<u>8,033</u>				

Registrar of Voters

Old Lyme

Republican
Ruth Sjursen Democratic
Patricia M. McCarthy

Old Lyme	1,691	2,258	_____	_____	_____	_____
	<u>1,691</u>	<u>2,258</u>				

22 Votes for Registered Write-in Candidate Roderick M. White

Registrar of Voters

Old Saybrook

Republican
Jean B. Winkler Democratic
Elizabeth D. Steffen

Old Saybrook	2,883	2,396	_____	_____	_____	_____
	<u>2,883</u>	<u>2,396</u>				

Registrar of Voters

Orange

Republican
Mary P. DeVito Democratic
Carmela N. Apuzzo

Orange	4,051	3,341	_____	_____	_____	_____
	<u>4,051</u>	<u>3,341</u>				

Registrar of Voters

Plainfield

Republican
Sonia S. Chapman Democratic
Irene A. Bessette

Plainfield	2,017	2,825	_____	_____	_____	_____
	<u>2,017</u>	<u>2,825</u>				

Registrar of Voters

Plainville

Republican
Mildred L. D'Antonio Democratic
Jean D. Lombardo

Plainville	2,678	3,932	_____	_____	_____	_____
	<u>2,678</u>	<u>3,932</u>				

Registrar of Voters

Plymouth

	Republican Barbara L. Deschaine	Democratic Cheryl J. Gianesini				
Plymouth	2,490	2,191				
	<u>2,490</u>	<u>2,191</u>				

Registrar of Voters

Pomfret

	Republican Elizabeth L. Cartier	Democratic Kathryn O. Casey				
Pomfret	1,061	936				
	<u>1,061</u>	<u>936</u>				

Registrar of Voters

Preston

	Republican Parke C. Spicer	Democratic Barbara B. Ware				
Preston	1,372	919				
	<u>1,372</u>	<u>919</u>				

Registrar of Voters

Prospect

	Republican Kathleen Vander Eyk	Democratic Katherine S. Blinstrubas				
Prospect	2,361	1,840				
	<u>2,361</u>	<u>1,840</u>				

Registrar of Voters

Putnam

	Republican Cheryl A. Bernier	Democratic Robert C. Garceau				
Putnam	1,386	1,654				
	<u>1,386</u>	<u>1,654</u>				

Registrar of Voters

Redding

Republican
Doris B. Nobes

Democratic
Kathleen W. Primus

Redding

2,455

2,244

2,455

2,244

Registrar of Voters

Ridgefield

Republican
Hope S. Wise

Democratic
Cynthia A. Bruno

Ridgefield

6,785

5,735

6,785

5,735

Registrar of Voters

Rocky Hill

Republican
Patricia E. Beyer

Democratic
Janet W. Viggiano

Rocky Hill

3,169

5,007

3,169

5,007

Registrar of Voters

Roxbury

Republican

Democratic

Roxbury

Total votes for cross-endorsed candidate No Nomination

Registrar of Voters

Salem

Republican
Patricia A. Rodriguez

Democratic

Salem

1,056

1,056

Registrar of Voters**Salisbury**

	Republican Elizabeth H. Angus	Democratic Richard O. Walsh				
Salisbury	651	1,417				
	<u>651</u>	<u>1,417</u>				

Registrar of Voters**Scotland**

	Republican Caroline E. Neborsky	Democratic Zayne R. Ring				
Scotland	334	426				
	<u>334</u>	<u>426</u>				

Registrar of Voters**Sharon**

	Republican Susan McKee	Democratic Ducky Goodbody Bancroft				
Sharon	761	601				
	<u>761</u>	<u>601</u>				

Registrar of Voters**Shelton**

	Republican Peter R. Pavone	Democratic John Bashar				
Shelton	9,006	7,160				
	<u>9,006</u>	<u>7,160</u>				

Registrar of Voters**Sherman**

	Republican Melinda A. Albert	Democratic Lisa M. Hallock				
Sherman	1,037	835				
	<u>1,037</u>	<u>835</u>				

Registrar of Voters

Somers

Republican
Marjory R. Madden

Democratic
Janice A. Steinmetz

Somers

2,565

1,685

2,565

1,685

Registrar of Voters

South Windsor

Republican
Janis K. Murtha

Democratic
Frances O. Knipple

South Windsor

5,630

6,207

5,630

6,207

Registrar of Voters

Southbury

Republican
JoAnn H. Bolin

Democratic
Catherine L. Bedard

Southbury

6,092

4,192

6,092

4,192

Registrar of Voters

Southington

Republican
Robert L. Sherman

Democratic
Gerald M. Gingras, Sr.

Southington

7,688

10,515

7,688

10,515

Registrar of Voters

Sprague

Republican
Patricia W. Amon

Democratic
Kathleen Z. Boushee

Sprague

436

759

436

759

	Registrar of Voters		Stafford			
	Republican Ronald M. Sendobry	Democratic Susan Houle				
Stafford	1,633	3,553				
	<u>1,633</u>	<u>3,553</u>				

	Registrar of Voters		Stamford			
	Republican Lucy Corelli	Democratic Alice C. Fortunato				
Stamford	16,155	21,712				
	<u>16,155</u>	<u>21,712</u>				

8 Votes for Registered Write-in Candidate David Bedell

	Registrar of Voters		Sterling			
	Republican Diane I. Etheridge	Democratic Dianna M. Firluk				
Sterling	635	560				
	<u>635</u>	<u>560</u>				

	Registrar of Voters		Stonington			
	Republican Louise Ann Brown	Democratic Teresa S. Grimes				
Stonington	3,422	4,731				
	<u>3,422</u>	<u>4,731</u>				

	Registrar of Voters			Stratford			
	Republican Louis Adam DiCilio	Democratic Richard A. Miron	Petitioning Candidate Richard F. Fredette				
Stratford	8,988	9,394	1,166				
	<u>8,988</u>	<u>9,394</u>	<u>1,166</u>				

1 Votes for Registered Write-in Candidate Thomas M. Carroll Jr.

Registrar of Voters**Thomaston**

Republican	Democratic
Eva Mendola	Carol J. Hoebel

Thomaston

1,766

1,494

1,7661,494**Registrar of Voters****Thompson**

Republican	Democratic
Ada G. Temple	James P. Kenney

Thompson

1,600

1,991

1,6001,991**Registrar of Voters****Tolland**

Republican	Democratic
Kenneth R. Houck	R. Michael Wyman

Tolland

2,937

3,847

2,9373,847**Registrar of Voters****Torrington**

Republican	Democratic
Amelia K. Waldron	John C. Ciesco

Torrington

6,929

6,577

6,9296,577**Registrar of Voters****Trumbull**

Republican	Democratic
William S. Holden	Mary J. Aiello

Trumbull

9,596

7,820

9,5967,820

	Registrar of Voters		Union			
	Republican Betty B. Vilandre	Democratic Carol A. Berner				
Union	257	158				
	<u>257</u>	<u>158</u>				

	Registrar of Voters		Vernon			
	Republican Patricia A. Noblet	Democratic Judith A. Beaudreau				
Vernon	4,943	6,446				
	<u>4,943</u>	<u>6,446</u>				

	Registrar of Voters		Voluntown			
	Republican Flo Harman	Democratic Diana M. Ingraham				
Voluntown	536	522				
	<u>536</u>	<u>522</u>				

	Registrar of Voters		Wallingford			
	Republican Chester R. Miller	Democratic Diana Hotchkiss				
Wallingford	7,283	10,170				
	<u>7,283</u>	<u>10,170</u>				

	Registrar of Voters		Warren			
	Republican Kathleen Angevine	Democratic Ruth Schnell				
Warren	453	264				
	<u>453</u>	<u>264</u>				

Registrar of Voters**Washington**

Republican Lillian R. Lyon	Democratic Constance P. Kaylor
-------------------------------	-----------------------------------

Washington	893	1,018	_____	_____	_____
	<u>893</u>	<u>1,018</u>	_____	_____	_____

Registrar of Voters**Waterbury**

Republican Nancy A. Vitarelli	Democratic Patricia M. Mulhall	Independent Michael J. Telesca
----------------------------------	-----------------------------------	-----------------------------------

Waterbury	10,322	14,491	1,936	_____	_____
	<u>10,322</u>	<u>14,491</u>	<u>1,936</u>	_____	_____

Registrar of Voters**Waterford**

Republican Jane B. Coville	Democratic Wendy Pias
-------------------------------	--------------------------

Waterford	3,883	5,073	_____	_____	_____
	<u>3,883</u>	<u>5,073</u>	_____	_____	_____

Registrar of Voters**Watertown**

Republican David C. Dalton	Democratic Elaine D. Ayotte
-------------------------------	--------------------------------

Watertown	5,472	3,583	_____	_____	_____
	<u>5,472</u>	<u>3,583</u>	_____	_____	_____

Registrar of Voters**West Hartford**

Republican Eleanor M. Brazell	Democratic Marcia L. Woolsey
----------------------------------	---------------------------------

West Hartford	10,433	18,627	_____	_____	_____
	<u>10,433</u>	<u>18,627</u>	_____	_____	_____

		Registrar of Voters		West Haven			
		Republican	Democratic				
		Joann Callegari	Charles A. Marino				
West Haven		5,703	11,631				
		<u>5,703</u>	<u>11,631</u>				

		Registrar of Voters		Westbrook			
		Republican	Democratic				
		Lorri Cenkus	Patricia L. Moran				
Westbrook		828	1,891				
		<u>828</u>	<u>1,891</u>				

		Registrar of Voters		Weston			
		Republican	Democratic				
Weston							

6 Votes for Registered Write-in Candidate Diane M. Lofthus

		Registrar of Voters		Wethersfield			
		Republican	Democratic				
		Mary-Ann E. McFarland	Pamela M. Rapacz				
Wethersfield		5,158	6,737				
		<u>5,158</u>	<u>6,737</u>				

		Registrar of Voters		Willington			
		Republican	Democratic				
		Judith R. Andersen	Nancy L. Vogel				
Willington		1,043	1,559				
		<u>1,043</u>	<u>1,559</u>				

Registrar of Voters

Wilton

	Republican Tina Gardner	Democratic Margaret "Peggy" Reeves				
Wilton	4,991	4,290				
	<u>4,991</u>	<u>4,290</u>				

Registrar of Voters

Winchester

	Republican Walter J. St. Onge	Democratic Caroline S. O'Brien	Winsted Independent Richard W. Pozzo			
Winchester	1,830	2,032	413			
	<u>1,830</u>	<u>2,032</u>	<u>413</u>			

Registrar of Voters

Windham

	Republican Lynne P. Weeks	Democratic Paulann Lescoe				
Windham	2,122	4,155				
	<u>2,122</u>	<u>4,155</u>				

Registrar of Voters

Windsor

	Republican Karen A. Andrews	Democratic Anita M. Mips				
Windsor	4,080	8,401				
	<u>4,080</u>	<u>8,401</u>				

Registrar of Voters

Woodbridge

	Republican L. Christine Laydon	Democratic Beth Heller				
Woodbridge	1,894	2,659				
	<u>1,894</u>	<u>2,659</u>				

Registrar of Voters

Woodbury

	Republican	Democratic				
	Ethel E. Follett	Abby Richmond Grondona				
Woodbury	2,209	2,126				
	<u>2,209</u>	<u>2,126</u>				

Registrar of Voters

Woodstock

	Republican	Democratic				
	Elizabeth L. Brooks	Constance T. Maynard				
Woodstock	2,025	1,731				
	<u>2,025</u>	<u>1,731</u>				

Election Day Registration, Turnout and Absentee Ballot Statistics

Congressional District	*Names on Official Check List (Active)	*Number Checked as Having Voted	Percentage Checked as Having Voted	Number of *Absentee Ballots Received from Town Clerk	Number of *Absentee Ballots Rejected	Number of *Absentee Ballots Voted
CD 1	412,813	321,868	77.97%	27,976	525	27,351
CD 2	426,109	337,888	79.30%	29,042	495	28,549
CD 3	415,596	322,080	77.50%	27,307	598	26,706
CD 4	388,752	312,654	80.43%	31,761	575	31,190
CD 5	400,911	313,318	78.15%	28,496	594	27,902
	2,044,181	1,607,808	78.65%	144,582	2,787	141,698

* Includes Presidential Ballot and Overseas Ballot voters

Election Day Registration, Turnout and Absentee Ballot Statistics

County	*Names on Official Check List (Active)	*Number Checked as Having Voted	Percentage Checked as Having Voted	Number of *Absentee Ballots Received from Town Clerk	Number of *Absentee Ballots Rejected	Number of *Absentee Ballots Voted
Fairfield	502,852	404,268	80.40%	40,061	771	39,294
Hartford	513,907	400,830	78.00%	35,057	711	34,346
Litchfield	120,455	97,191	80.69%	8,979	172	8,707
Middlesex	108,267	88,200	81.47%	7,817	114	7,705
New Haven	493,221	376,960	76.43%	32,096	668	31,425
New London	152,327	118,867	78.03%	11,052	173	10,879
Tolland	85,922	72,020	83.82%	5,646	87	5,559
Windham	67,230	49,472	73.59%	3,874	91	3,783
	2,044,181	1,607,808	78.65%	144,582	2,787	141,698

* Includes Presidential Ballot and Overseas Ballot voters

Election Day Registration, Turnout and Absentee Ballot Statistics

	*Names on Official Check List (Active)	*Number Checked as Having Voted	Percentage Checked as Having Voted	Number of *Absentee Ballots Received from Town Clerk	Number of *Absentee Ballots Rejected	Number of *Absentee Ballots Voted
Statewide TOTALS	2,044,181	1,607,808	78.65%	144,582	2,787	141,698
Andover	2,146	1,801	83.92%	105	1	104
Ansonia	19,358	15,286	78.96%	1,330	16	1,314
Ashford	2,789	2,309	82.79%	156	11	145
Avon	11,683	10,262	87.84%	1,172	23	1,149
Barkhamsted	2,575	2,177	84.54%	133	1	132
Beacon Falls	3,517	2,941	83.62%	190	3	187
Berlin	12,805	10,754	83.98%	784	4	780
Bethany	3,771	3,323	88.12%	280	6	274
Bethel	11,278	9,622	85.32%	883	18	865
Bethlehem	2,806	2,311	82.36%	185	5	180
Bloomfield	13,991	10,758	76.89%	1,373	41	1,332
Bolton	3,515	3,078	87.57%	220	5	215
Bozrah	1,693	1,421	83.93%	115	5	110
Branford	19,167	14,950	78.00%	1,396	28	1,368
Bridgeport	59,102	37,717	63.82%	1,905	46	1,859
Bridgewater	1,439	1,185	82.35%	121	2	119
Bristol	32,880	25,349	77.10%	2,004	41	1,963
Brookfield	10,592	8,892	83.95%	832	10	822
Brooklyn	4,593	3,407	74.18%	239	11	228
Burlington	6,098	5,146	84.39%	364	3	361
Canaan	768	623	81.12%	106	3	103
Canterbury	3,330	2,651	79.61%	195	3	192
Canton	6,488	5,643	86.98%	520	12	508
Chaplin	1,413	1,103	78.06%	82	3	79
Cheshire	17,825	15,064	84.51%	1,484	33	1,451
Chester	2,603	2,227	85.56%	209	5	204
Clinton	8,891	6,928	77.92%	545	4	541
Colchester	9,296	7,821	84.13%	552	15	537
Colebrook	1,136	929	81.78%	86	1	85
Columbia	3,584	3,142	87.67%	221	3	218
Cornwall	1,062	952	89.64%	154	1	153
Coventry	7,772	6,407	82.44%	416	2	414
Cromwell	9,025	7,510	83.21%	723	8	715
Danbury	32,697	26,248	80.28%	2,360	85	2,275
Darien	12,307	11,134	90.47%	1,466	17	1,449

Election Day Registration, Turnout and Absentee Ballot Statistics

	*Names on Official Check List (Active)	*Number Checked as Having Voted	Percentage Checked as Having Voted	Number of *Absentee Ballots Received from Town Clerk	Number of *Absentee Ballots Rejected	Number of *Absentee Ballots Voted
Deep River	3,209	2,619	81.61%	220	3	217
Derby	6,773	5,329	78.68%	369	5	364
Durham	9,688	7,752	80.02%	556	2	554
East Granby	3,333	2,794	83.83%	238	12	226
East Haddam	5,834	4,730	81.08%	356	14	342
East Hampton	8,240	6,619	80.33%	491	4	487
East Hartford	26,499	18,820	71.02%	1,430	33	1,397
East Haven	16,052	12,066	75.17%	877	21	856
East Lyme	11,534	9,525	82.58%	1,043	18	1,025
East Windsor	6,504	4,754	73.09%	408	15	393
Eastford	1,114	949	85.19%	76	1	75
Easton	5,265	4,536	86.15%	425	2	427
Ellington	8,805	7,452	84.63%	505	1	504
Enfield	27,108	19,994	73.76%	1,405	33	1,372
Essex	4,697	4,139	88.12%	456	2	458
Fairfield	35,617	30,808	86.50%	3,469	0	3,469
Farmington	16,138	13,773	85.35%	1,467	22	1,445
Franklin	1,272	1,072	84.28%	62	0	62
Glastonbury	22,135	19,211	86.79%	1,813	31	1,782
Goshen	2,008	1,705	84.91%	193	3	190
Granby	7,364	6,281	85.29%	493	12	481
Greenwich	34,933	30,888	88.42%	3,805	62	3,743
Griswold	6,395	4,581	71.63%	306	2	304
Groton	19,684	14,856	75.47%	1,711	45	1,666
Guilford	15,717	12,990	82.65%	1,353	90	1,263
Haddam	5,524	4,532	82.04%	344	9	335
Hamden	34,315	28,361	82.65%	2,603	48	2,555
Hampton	1,222	1,085	88.79%	77	0	77
Hartford	49,803	28,987	58.20%	2,260	73	2,187
Hartland	1,485	1,179	79.39%	90	4	86
Harwinton	3,791	3,173	83.70%	231	2	229
Hebron	6,086	5,152	84.65%	373	6	367
Kent	2,091	1,794	85.80%	272	8	264
Killingly	8,976	6,534	72.79%	568	12	556
Killingworth	4,596	3,845	83.66%	318	11	307
Lebanon	4,683	3,858	82.38%	287	1	286

Election Day Registration, Turnout and Absentee Ballot Statistics

	*Names on Official Check List (Active)	*Number Checked as Having Voted	Percentage Checked as Having Voted	Number of *Absentee Ballots Received from Town Clerk	Number of *Absentee Ballots Rejected	Number of *Absentee Ballots Voted
Ledyard	8,816	7,217	81.86%	665	13	652
Lisbon	2,529	2,054	81.22%	147	2	145
Litchfield	6,216	4,345	69.90%	345	13	332
Lyme	1,773	1,503	84.77%	176	4	172
Madison	13,266	10,948	82.53%	1,217	11	1,206
Manchester	32,142	23,643	73.56%	2,180	39	2,141
Mansfield	10,359	8,627	83.28%	750	12	738
Marlborough	4,174	3,658	87.64%	301	8	293
Meriden	31,278	22,893	73.19%	2,027	40	1,987
Middlebury	4,694	4,112	87.60%	389	6	383
Middlefield	3,119	2,649	84.93%	214	7	207
Middletown	24,867	19,634	78.96%	1,830	23	1,807
Milford	32,377	27,111	83.74%	2,047	9	2,038
Monroe	12,766	10,715	83.93%	940	11	929
Montville	9,571	7,987	83.45%	689	2	687
Morris	1,664	1,403	84.31%	172	4	168
Naugatuck	17,468	12,957	74.18%	1,024	32	992
New Britain	30,925	21,384	69.15%	1,744	43	1,701
New Canaan	12,759	11,085	86.88%	1,608	25	1,583
New Fairfield	9,178	7,497	81.68%	707	3	704
New Hartford	4,585	3,919	85.47%	330	6	224
New Haven	58,094	39,458	67.92%	3,306	44	3,259
New London	11,124	7,573	68.08%	644	8	636
New Milford	17,505	13,314	76.06%	1,224	30	1,194
Newington	19,279	16,261	84.35%	1,586	18	1,568
Newtown	16,598	14,534	87.56%	1,257	7	1,250
Norfolk	1,116	985	88.26%	116	7	109
North Branford	8,743	7,377	84.38%	724	7	717
North Canaan	1,971	1,543	78.29%	186	2	184
North Haven	16,095	13,174	81.85%	1,092	16	1,076
North Stonington	3,512	2,826	80.47%	259	3	256
Norwalk	47,651	35,801	75.13%	3,044	116	2,928
Norwich	19,880	14,036	70.60%	1,159	1	1,158
Old Lyme	5,984	4,809	80.36%	548	0	548
Old Saybrook	7,395	6,082	82.24%	742	14	728
Orange	9,737	8,298	85.22%	813	5	808

Election Day Registration, Turnout and Absentee Ballot Statistics

	*Names on Official Check List (Active)	*Number Checked as Having Voted	Percentage Checked as Having Voted	Number of *Absentee Ballots Received from Town Clerk	Number of *Absentee Ballots Rejected	Number of *Absentee Ballots Voted
Oxford	7,341	6,046	82.36%	405	2	403
Plainfield	8,858	6,117	69.06%	443	3	440
Plainville	10,557	8,201	77.68%	563	10	553
Plymouth	7,563	5,666	74.92%	346	4	342
Pomfret	2,779	2,242	80.68%	228	8	220
Portland	6,357	5,152	81.04%	462	4	458
Preston	3,355	2,554	76.13%	198	0	198
Prospect	5,803	5,079	87.52%	105	1	104
Putnam	5,010	4,001	79.86%	322	6	316
Redding	6,318	5,495	86.97%	647	15	632
Ridgefield	16,909	14,186	83.90%	1,805	32	1,773
Rocky Hill	11,615	9,852	84.82%	954	22	932
Roxbury	1,870	1,654	88.45%	193	1	192
Salem	2,630	2,181	82.93%	180	9	171
Salisbury	2,815	2,392	84.97%	379	13	366
Scotland	1,064	881	82.80%	64	0	64
Seymour	9,123	7,434	81.49%	560	11	549
Sharon	1,974	1,623	82.22%	226	3	223
Shelton	24,294	19,831	81.63%	1,556	41	1,515
Sherman	2,577	2,125	82.46%	263	7	256
Simsbury	17,073	14,074	82.43%	1,556	57	1,499
Somers	5,958	4,557	76.49%	395	8	387
South Windsor	16,177	14,123	87.30%	1,197	20	1,177
Southbury	13,992	11,575	82.73%	1,240	14	1,226
Southington	27,134	21,681	79.90%	1,635	38	1,597
Sprague	1,657	1,375	82.98%	134	4	130
Stafford	7,464	6,214	83.25%	563	14	549
Stamford	59,357	47,496	80.02%	4,726	113	4,613
Sterling	1,870	1,379	73.74%	102	4	98
Stonington	12,449	9,926	79.73%	1,078	18	1,060
Stratford	32,691	24,187	73.99%	1,977	57	1,920
Suffield	8,558	7,013	81.95%	649	11	638
Thomaston	4,942	3,956	80.05%	312	5	307
Thompson	5,233	4,323	82.61%	296	11	285
Tolland	9,430	8,166	86.60%	611	2	609
Torrington	19,446	15,973	82.14%	1,607	33	1,574

Election Day Registration, Turnout and Absentee Ballot Statistics

	*Names on Official Check List (Active)	*Number Checked as Having Voted	Percentage Checked as Having Voted	Number of *Absentee Ballots Received from Town Clerk	Number of *Absentee Ballots Rejected	Number of *Absentee Ballots Voted
Trumbull	24,267	19,913	82.06%	1,818	34	1,784
Union	548	485	88.50%	46	0	46
Vernon	16,625	13,879	83.48%	1,213	28	1,185
Voluntown	1,565	1,238	79.11%	89	3	86
Wallingford	27,265	22,140	81.20%	1,924	60	1,864
Warren	909	792	87.13%	78	0	78
Washington	2,400	2,234	93.08%	298	4	294
Waterbury	55,004	32,732	59.51%	2,225	65	2,160
Waterford	12,925	10,454	80.88%	1,010	20	990
Watertown	14,078	11,389	80.90%	720	6	714
West Hartford	40,270	33,755	83.82%	3,524	51	3,473
West Haven	30,050	21,368	71.11%	1,787	48	1,739
Westbrook	4,222	3,782	89.58%	351	4	345
Weston	6,278	5,667	90.27%	840	9	831
Westport	17,652	15,444	87.49%	2,258	40	2,218
Wethersfield	18,135	16,472	90.83%	1,124	10	1,114
Willington	3,630	3,060	84.30%	228	5	223
Wilton	11,766	10,447	88.79%	1,470	21	1,449
Winchester	7,090	5,273	74.37%	433	6	427
Windham	14,035	8,187	58.33%	632	15	617
Windsor	18,568	14,932	80.42%	1,339	17	1,322
Windsor Locks	14,986	12,076	80.58%	884	8	876
Wolcott	10,234	8,437	82.44%	558	8	550
Woodbridge	6,162	5,511	89.44%	771	39	732
Woodbury	6,635	5,881	88.64%	533	9	524
Woodstock	4,944	4,304	87.06%	394	3	391
	2,044,181	1,607,808	78.65%	144,582	2,787	141,698

* Includes Presidential Ballot and Overseas Ballot voters

STATE OF CONNECTICUT

OFFICE OF THE SECRETARY OF THE STATE

We, the undersigned, having canvassed the Returns of the Presiding Officers of the Electors' Meetings in the several towns of this State, hereby declare the following named persons to be chosen and appointed
ELECTORS OF PRESIDENT AND VICE PRESIDENT OF THE UNITED STATES:

Elizabeth O'Neil

Andrea J. Jackson-Brooks

Donna King


Larry Pleasant

David J. Papandrea


Andres Ayala, Jr.

Joshua King


Dated in Hartford, Connecticut
This twenty-fourth day of November
Two Thousand Four



Susan Bysiewicz
Secretary of the State



Howard G. Rifkin
Deputy Treasurer



Mark E. Ojakian
Deputy Comptroller

STATE OF CONNECTICUT


OFFICE OF THE SECRETARY OF THE STATE

We, the undersigned, having canvassed the Returns of the Presiding Officers of the Electors' Meetings in the several towns of this State, hereby declare:


Chris Dodd

Elected UNITED STATES SENATOR in the Congress of the United States
For the term of six years from 12:00 noon on the 3rd day of January,
Two Thousand Five


Dated in Hartford, Connecticut
This twenty-fourth day of November
Two Thousand Four



Susan Bysiewicz
Secretary of the State



Howard G. Rifkin
Deputy Treasurer



Mark E. Jakian
Deputy Comptroller


STATE OF CONNECTICUT

OFFICE OF THE SECRETARY OF THE STATE


We, the undersigned, having canvassed the Returns of the Presiding Officers of the Electors' Meetings in the towns comprising the several Congressional Districts of this State, hereby declare the following named persons elected REPRESENTATIVES in the ONE HUNDRED NINTH CONGRESS of the United States for the term of two years from 12:00 noon on the 3rd day of January, Two Thousand Five:

<u>Congressional District</u>	<u>Name</u>
1	John B. Larson
2	Rob Simmons
3	Rosa L. DeLauro
4	Christopher Shays
5	Nancy Johnson


Dated in Hartford, Connecticut
this twenty-fourth day of November
Two Thousand Four



Susan Bysiewicz
Secretary of the State



Howard G. Rifkin
Deputy Treasurer




Mark E. Ojakian
Deputy Comptroller


STATE OF CONNECTICUT
OFFICE OF THE SECRETARY OF THE STATE


We, the undersigned, having canvassed the Returns of the Presiding Officers of the Electors' Meetings in the towns comprising the different Senatorial Districts of this State, hereby declare the following named persons elected STATE SENATORS for the term of two years from the Wednesday following the first Monday of January, Two Thousand Five:

<u>Senatorial District</u>	<u>NAME</u>	<u>Senatorial District</u>	<u>NAME</u>
1	John W. Fonfara	19	Edith G. Prague
2	Eric D. Coleman	20	Andrea L. Stillman
3	Gary D. LeBeau	21	George "Doc" Gunther
4	Mary Ann Handley	22	Bill Finch
5	Jonathan A. Harris	23	Ernest E. Newton II
6	Donald J. DeFronzo	24	David J. Cappiello
7	John A. Kissel	25	Bob Duff
8	Thomas J. Herlihy	26	Judith G. Freedman
9	Biagio "Billy" Ciotto	27	Andrew J. McDonald
10	Toni N. Harp	28	John McKinney
11	Martin M. Looney	29	Donald E. Williams
12	Edward Meyer	30	Andrew Roraback
13	Thomas P. Gaffey	31	Tom Colapietro
14	Gayle Slossberg	32	Louis C. DeLuca
15	Joan V. Hartley	33	Eileen M. Daily
16	Christopher S. Murphy	34	Leonard A. Fasano
17	Joe Crisco	35	Tony Guglielmo
18	Cathy Welles Cook	36	William H. Nickerson

Dated in Hartford, Connecticut
the twenty-fourth day of November
Two Thousand Four


Susan Bysiewicz
Secretary of the State


Howard G. Rifkin
Deputy Treasurer


Mark E. Ojakian
Deputy Comptroller

STATE OF CONNECTICUT
OFFICE OF THE SECRETARY OF THE STATE


We, the undersigned, having canvassed the Returns of the Presiding Officers of the Electors' Meetings in the towns comprising the different Assembly Districts of this State, hereby declare the following named persons elected STATE REPRESENTATIVES for the term of two years from the Wednesday following the first Monday of January, Two Thousand Five:

<u>Assembly District</u>	<u>NAME</u>	<u>Assembly District</u>	<u>NAME</u>
1	Kenneth P. Green	28	Paul R. Doyle
2	Hank Bielawa	29	Antonio "Tony" Guerrero
3	Minnie Gonzalez	30	Joe Aresimowicz
4	Evelyn C. Mantilla	31	Sonya Sonny Googins
5	Marie Lopez Kirkley-Bey	32	Jim O'Rourke
6	Art J. Feltman	33	Joseph C. Serra
7	Douglas McCrory	34	Gail K. Hamm
8	Joan A. Lewis	35	Brian J. O'Connor
9	Christopher R. Stone	36	James Field Spallone
10	Melody A. Currey	37	Ed Jutila
11	Michael A. Christ	38	Elizabeth B. Ritter
12	Ryan P. Barry	39	Ernest Hewett
13	John W. Thompson	40	Edward E. Moukawsher
14	Bill Aman	41	Lenny Winkler
15	Faith McMahan	42	Tom Reynolds
16	Robert W. Heagney	43	Diana S. Urban
17	Kevin D. Witkos	44	Michael A. Caron
18	Andrew M. Fleischmann	45	Steven T. Mikutel
19	Robert Farr	46	Melissa Olson
20	David McCluskey	47	Jack Malone
21	Demetrios Giannaros	48	Linda A. Orange
22	Elizabeth "Betty" Boukus	49	Walter Pawelkiewicz
23	Marilyn Giuliano	50	Mike Alberts
24	Tim O'Brien	51	Shawn T. Johnston
25	John C. Geragosian	52	Penny Bacchiochi
26	Peter A. Tercyak	53	Michael J. Cardin
27	Sandy Nafis	54	Denise Merrill


<u>Assembly District</u>	<u>NAME</u>	<u>Assembly District</u>	<u>NAME</u>
55	Pamela Z. Sawyer	89	Vickie Orsini Nardello
56	Claire L. Janowski	90	Mary G. Fritz
57	Ted C. Graziani	91	Peter F. Villano
58	Kathleen M. Tallarita	92	Patricia A. Dillon
59	Stephen M. Jarmoc	93	Toni Edmonds-Walker
60	Peggy Sayers	94	William R. Dyson
61	Ruth C. Fahrback	95	Juan Candelaria
62	Richard F. Ferrari	96	Cameron Staples
63	George M. Wilber	97	Robert Megna
64	Roberta Willis	98	Patricia Widlitz
65	Anne L. Ruwet	99	Michael P. Lawlor
66	Craig A. Miner	100	Raymond Kalinowski
67	Clark J. Chapin	101	Deborah Heinrich
68	Sean Williams	102	Peter J. Panaroni, Jr.
69	Arthur J. O'Neill	103	Al Adinolfi
70	Kevin M. DelGobbo	104	Linda M. Gentile
71	Anthony J. D'Amelio	105	Len Greene
72	Reginald G. Beamon	106	Julia B. Wasserman
73	Jeffrey J. Berger	107	David A. Scribner
74	Selim G. Noujaim	108	Mary Ann Carson
75	David Aldarondo	109	Lewis J. Wallace
76	John Piscopo	110	Robert D. Godfrey
77	Roger B. Michele	111	John H. Frey
78	William A. Hamzy	112	DebraLee Hovey
79	Kosta Diamantis	113	Richard O. Belden
80	John "Corky" Mazurek	114	Themis Klarides
81	Bruce "Zeke" Zalaski	115	Stephen D. Dargan
82	Emil "Buddy" Altobello	116	Louis P. Esposito, Jr.
83	Jim Abrams	117	Paul Davis
84	Christopher G. Donovan	118	James A. Amann
85	Mary M. Mushinsky	119	Richard F. Roy
86	Robert M. Ward	120	John A. Harkins
87	Steve Fontana	121	Terry Backer
88	Brendan Sharkey	122	Lawrence G. Miller

<u>Assembly District</u>	<u>NAME</u>	<u>Assembly District</u>	<u>NAME</u>
123	T. R. Rowe	138	Jan R. Giegler
124	Charles "Don" Clemons	139	Kevin Ryan
125	John W. Hetherington	140	Joseph E. Mann
126	Christopher L. Caruso	141	John J. Ryan
127	John F. Hennessy	142	Lawrence F. Cafero
128	Lydia N. Martinez	143	Toni Boucher
129	Robert T. Keeley, Jr.	144	Jim Shapiro
130	Felipe Reinoso	145	Christel Truglia
131	David K. Labriola	146	Gerald Fox, III
132	Thomas J. Drew	147	Donald B. Sherer
133	Cathy C. Tymniak	148	Carlo Leone
134	John "Jack" Stone	149	Livvy R. Floren
135	John E. Stripp	150	Lile R. Gibbons
136	Joe Mioli	151	Claudia M. Powers
137	Chris Perone		


Dated in Hartford, Connecticut
 this twenty-fourth day of November
 Two Thousand Four



Susan Bysiewicz
 Secretary of the State



Howard G. Rifkin
 Deputy Treasurer



Mark E. Ojikian
 Deputy Comptroller

Back of Pamphlet Intentionally Left Blank

End of File