

State of Connecticut
Official Ballot



Windsor, Connecticut

State Election

November 4, 2014

Assembly District: 60
Senatorial District: 2
Congressional District: 1
Voting District: 6

Be sure to read instructions to vote.

OFFICE ↓ PARTY	1	2	3	4	5	6	7	8	9	10
	Governor and Lieutenant Governor Vote for One	Representative in Congress Vote for One	State Senator Vote for One	State Representative Vote for One	Secretary of the State Vote for One	Treasurer Vote for One	Comptroller Vote for One	Attorney General Vote for One	Judge of Probate Vote for One	Registrar of Voters Vote for One
REPUBLICAN PARTY	<input type="radio"/> 1A Thomas C. Foley and Heather Somers	<input type="radio"/> 2A Matthew M. Corey	<input type="radio"/> 3A Theresa Tillett	<input type="radio"/> 4A Scott A. Storms	<input type="radio"/> 5A Peter Lumaj	<input type="radio"/> 6A Timothy M. Herbst	<input type="radio"/> 7A Sharon J. McLaughlin	<input type="radio"/> 8A Kie Westby	9A	<input type="radio"/> 10A Karen A. Andrews
DEMOCRATIC PARTY	<input type="radio"/> 1B Dannel P. Malloy and Nancy Wyman	<input type="radio"/> 2B John B. Larson	<input type="radio"/> 3B Eric D. Coleman	<input type="radio"/> 4B Peggy Sayers	<input type="radio"/> 5B Denise W. Merrill	<input type="radio"/> 6B Denise L. Nappier	<input type="radio"/> 7B Kevin Lembo	<input type="radio"/> 8B George Jepsen	<input type="radio"/> 9B Marianne Lassman Fisher	<input type="radio"/> 10B Anita M. Mips
WORKING FAMILIES PARTY	<input type="radio"/> 1C Dannel P. Malloy and Nancy Wyman	<input type="radio"/> 2C John B. Larson	<input type="radio"/> 3C Eric D. Coleman	<input type="radio"/> 4C	<input type="radio"/> 5C Denise W. Merrill	<input type="radio"/> 6C Denise L. Nappier	<input type="radio"/> 7C Kevin Lembo	<input type="radio"/> 8C George Jepsen	9C	10C
INDEPENDENT PARTY	<input type="radio"/> 1D Thomas C. Foley and Heather Somers	<input type="radio"/> 2D	<input type="radio"/> 3D	<input type="radio"/> 4D Scott A. Storms	<input type="radio"/> 5D Peter Lumaj	<input type="radio"/> 6D Timothy M. Herbst	<input type="radio"/> 7D Sharon J. McLaughlin	<input type="radio"/> 8D Kie Westby	9D	10D
GREEN PARTY	<input type="radio"/> 1E	<input type="radio"/> 2E Jeffery Russell	<input type="radio"/> 3E	<input type="radio"/> 4E	<input type="radio"/> 5E S. Michael DeRosa	<input type="radio"/> 6E	<input type="radio"/> 7E Rolf W. Maurer	<input type="radio"/> 8E Stephen E. Fournier	9E	10E
PETITIONING CANDIDATE	<input type="radio"/> 1F Joe Visconti and Chester Frank Harris	<input type="radio"/> 2F	<input type="radio"/> 3F	<input type="radio"/> 4F	<input type="radio"/> 5F	<input type="radio"/> 6F	<input type="radio"/> 7F	<input type="radio"/> 8F	9F	10F
WRITE-IN VOTES →	<input type="radio"/> 1G	<input type="radio"/> 2G	<input type="radio"/> 3G	<input type="radio"/> 4G	<input type="radio"/> 5G	<input type="radio"/> 6G	<input type="radio"/> 7G	<input type="radio"/> 8G	<input type="radio"/> 9G	<input type="radio"/> 10G


QUESTION

1. Shall the Constitution of the State be amended to remove restrictions concerning absentee ballots and to permit a person to vote without appearing at a polling place on the day of an election?

YES NO

SECRETARY OF THE STATE
 LEGISLATION & ELECTIONS
 ADMINISTRATION
 2014 OCT -9 A 10:09

OFFICIAL BALLOT



2014

HOW TO USE THIS BALLOT

CAUTION: This ballot may consist of more than one sheet.

I. TO MARK THIS BALLOT.

Make a clear, bold mark in each appropriate oval as shown. Use a black or blue pen or pencil.

Vote for candidates individually. Do not mark the party names in any way.

II. TO VOTE FOR CANDIDATES.

In most cases, only one mark or write-in vote is allowable in each column (that is, for each office).

A. TO VOTE FOR CANDIDATES ON THE BALLOT.

Mark the oval left of the name of each candidate for whom you wish to vote.

Example of Vote for Candidates

OFFICE →	1	2
PARTY ↓	TITLE of OFFICE	TITLE of OFFICE
NAME OF PARTY	<input type="radio"/> 1A NAME of CANDIDATE	<input checked="" type="radio"/> 2A NAME of CANDIDATE
NAME OF PARTY	<input checked="" type="radio"/> 1B NAME of CANDIDATE	<input type="radio"/> 2B NAME of CANDIDATE

In the case of an office for which you may vote for two or more candidates, you may mark your ballot for the proper number of candidates anywhere in that group even though one may be directly below the other.

Example of Vote for Multiple-opening Office

OFFICE →	1	2
PARTY ↓	TITLE of OFFICE Vote for any Two	
NAME OF PARTY	<input checked="" type="radio"/> 1A NAME of CANDIDATE	<input type="radio"/> 2A NAME of CANDIDATE
NAME OF PARTY	<input checked="" type="radio"/> 1B NAME of CANDIDATE	<input type="radio"/> 2B NAME of CANDIDATE

B. TO WRITE IN A VOTE for a registered write-in candidate for a particular office, use the write-in row spaces provided for this purpose. The space you use for writing in a person's name as a candidate must be directly below the column headed with the title of the office to which you wish this person elected. It will have the same number as shown in the column-heading for that office. See example in III below.

III. TO VOTE ON THE QUESTIONS.

Mark the YES or NO oval left of your choice for each question on which you wish to vote.

Example of Write-In Vote and Vote on Questions

VOTE ON THE QUESTIONS →	<input type="radio"/> Yes <input checked="" type="radio"/> No 1. Shall the proposed	<input checked="" type="radio"/> Yes <input type="radio"/> No 1. Shall the proposed
OFFICE →	1	2
PARTY ↓	TITLE of OFFICE	TITLE of OFFICE
NAME OF PARTY	<input type="radio"/> 1A NAME of CANDIDATE	<input checked="" type="radio"/> 2A NAME of CANDIDATE
WRITE-IN VOTES →	<input checked="" type="radio"/> 1B JOHN A. DOE	<input type="radio"/> 2B

ABSENTEE VOTING INSTRUCTIONS ONLY

NOTE: After filling out this ballot (A), fold it and INSERT THE BALLOT IN THE INNER ENVELOPE (B). SEAL THE ENVELOPE. This envelope carries a statement which you must sign and which is subject to the penalties of false statement in absentee balloting provided by state law.

See further instructions on Inner Envelope (B) and in the enclosed "Instructions for Absentee Voting."


Be sure to read instructions to vote.

OFFICE ↓ PARTY	1	2	3	4	5	6	7	8	9	10
	Governor and Lieutenant Governor Vote for One	Representative in Congress Vote for One	State Senator Vote for One	State Representative Vote for One	Secretary of the State Vote for One	Treasurer Vote for One	Comptroller Vote for One	Attorney General Vote for One	Judge of Probate Vote for One	Registrar of Voters Vote for One
REPUBLICAN PARTY	<input type="radio"/> 1A Thomas C. Foley and Heather Somers	<input type="radio"/> 2A Matthew M. Corey	<input type="radio"/> 3A Theresa Tillett	<input type="radio"/> 4A James McGovern	<input type="radio"/> 5A Peter Lumaj	<input type="radio"/> 6A Timothy M. Herbst	<input type="radio"/> 7A Sharon J. McLaughlin	<input type="radio"/> 8A Kie Westby	9A	<input type="radio"/> 10A Karen A. Andrews
DEMOCRATIC PARTY	<input type="radio"/> 1B Dannel P. Malloy and Nancy Wyman	<input type="radio"/> 2B John B. Larson	<input type="radio"/> 3B Eric D. Coleman	<input type="radio"/> 4B David A. Baram	<input type="radio"/> 5B Denise W. Merrill	<input type="radio"/> 6B Denise L. Nappier	<input type="radio"/> 7B Kevin Lembo	<input type="radio"/> 8B George Jepsen	<input type="radio"/> 9B Marianne Lassman Fisher	<input type="radio"/> 10B Anita M. Mips
WORKING FAMILIES PARTY	<input type="radio"/> 1C Dannel P. Malloy and Nancy Wyman	<input type="radio"/> 2C John B. Larson	<input type="radio"/> 3C Eric D. Coleman	<input type="radio"/> 4C David A. Baram	<input type="radio"/> 5C Denise W. Merrill	<input type="radio"/> 6C Denise L. Nappier	<input type="radio"/> 7C Kevin Lembo	<input type="radio"/> 8C George Jepsen	9C	10C
INDEPENDENT PARTY	<input type="radio"/> 1D Thomas C. Foley and Heather Somers	2D	3D	4D	<input type="radio"/> 5D Peter Lumaj	<input type="radio"/> 6D Timothy M. Herbst	<input type="radio"/> 7D Sharon J. McLaughlin	<input type="radio"/> 8D Kie Westby	9D	10D
GREEN PARTY	1E	<input type="radio"/> 2E Jeffery Russell	3E	4E	<input type="radio"/> 5E S. Michael DeRosa	6E	<input type="radio"/> 7E Rolf W. Maurer	<input type="radio"/> 8E Stephen E. Fournier	9E	10E
PETITIONING CANDIDATE	<input type="radio"/> 1F Joe Visconti and Chester Frank Harris	2F	3F	4F	5F	6F	7F	8F	9F	10F
WRITE-IN VOTES →	<input type="radio"/> 1G	<input type="radio"/> 2G	<input type="radio"/> 3G	<input type="radio"/> 4G	<input type="radio"/> 5G	<input type="radio"/> 6G	<input type="radio"/> 7G	<input type="radio"/> 8G	<input type="radio"/> 9G	<input type="radio"/> 10G

QUESTION
1. Shall the Constitution of the State be amended to remove restrictions concerning absentee ballots and to permit a person to vote without appearing at a polling place on the day of an election?
<input type="radio"/> YES <input type="radio"/> NO

2014 OCT -9 A 10:09
SECRETARY OF THE STATE
LEGISLATION & ELECTIONS
ADMINISTRATIVE SERVICES

OFFICIAL BALLOT



2014

HOW TO USE THIS BALLOT

CAUTION: This ballot may consist of more than one sheet.

I. TO MARK THIS BALLOT.

Make a clear, bold mark in each appropriate oval as shown. Use a black or blue pen or pencil.

Vote for candidates individually. Do not mark the party names in any way.

II. TO VOTE FOR CANDIDATES.

In most cases, only one mark or write-in vote is allowable in each column (that is, for each office).

A. TO VOTE FOR CANDIDATES ON THE BALLOT.

Mark the oval left of the name of each candidate for whom you wish to vote.

Example of Vote for Candidates

OFFICE →	1	2
PARTY ↓	TITLE of OFFICE	TITLE of OFFICE
NAME OF PARTY	<input type="radio"/> 1A NAME of CANDIDATE	<input checked="" type="radio"/> 2A NAME of CANDIDATE
NAME OF PARTY	<input checked="" type="radio"/> 1B NAME of CANDIDATE	<input type="radio"/> 2B NAME of CANDIDATE

In the case of an office for which you may vote for two or more candidates, you may mark your ballot for the proper number of candidates anywhere in that group even though one may be directly below the other.

Example of Vote for Multiple-opening Office

OFFICE →	1	2
PARTY ↓	TITLE of OFFICE Vote for any Two	
NAME OF PARTY	<input checked="" type="radio"/> 1A NAME of CANDIDATE	<input type="radio"/> 2A NAME of CANDIDATE
NAME OF PARTY	<input checked="" type="radio"/> 1B NAME of CANDIDATE	<input type="radio"/> 2B NAME of CANDIDATE

B. TO WRITE IN A VOTE for a registered write-in candidate for a particular office, use the write-in row spaces provided for this purpose. The space you use for writing in a person's name as a candidate must be directly below the column headed with the title of the office to which you wish this person elected. It will have the same number as shown in the column-heading for that office. See example in III below.

III. TO VOTE ON THE QUESTIONS.

Mark the YES or NO oval left of your choice for each question on which you wish to vote.

Example of Write-In Vote and Vote on Questions

VOTE ON THE QUESTIONS →	<input type="radio"/> Yes <input checked="" type="radio"/> No 1. Shall the proposed	<input checked="" type="radio"/> Yes <input type="radio"/> No 1. Shall the proposed
OFFICE →	1	2
PARTY ↓	TITLE of OFFICE	TITLE of OFFICE
NAME OF PARTY	<input type="radio"/> 1A NAME of CANDIDATE	<input checked="" type="radio"/> 2A NAME of CANDIDATE
WRITE-IN VOTES →	<input checked="" type="radio"/> 1B JOHN A. DOE	<input type="radio"/> 2B

ABSENTEE VOTING INSTRUCTIONS ONLY

NOTE: After filling out this ballot (A), fold it and INSERT THE BALLOT IN THE INNER ENVELOPE (B). SEAL THE ENVELOPE. This envelope carries a statement which you must sign and which is subject to the penalties of false statement in absentee balloting provided by state law.

See further instructions on Inner Envelope (B) and in the enclosed "Instructions for Absentee Voting."


Be sure to read instructions to vote.

OFFICE ↓ PARTY	1	2	3	4	5	6	7	8	9	10
	Governor and Lieutenant Governor Vote for One	Representative in Congress Vote for One	State Senator Vote for One	State Representative Vote for One	Secretary of the State Vote for One	Treasurer Vote for One	Comptroller Vote for One	Attorney General Vote for One	Judge of Probate Vote for One	Registrar of Voters Vote for One
REPUBLICAN PARTY	<input type="radio"/> 1A Thomas C. Foley and Heather Somers	<input type="radio"/> 2A Matthew M. Corey	<input type="radio"/> 3A Theresa Tillett	<input type="radio"/> 4A	<input type="radio"/> 5A Peter Lumaj	<input type="radio"/> 6A Timothy M. Herbst	<input type="radio"/> 7A Sharon J. McLaughlin	<input type="radio"/> 8A Kie Westby	<input type="radio"/> 9A	<input type="radio"/> 10A Karen A. Andrews
DEMOCRATIC PARTY	<input type="radio"/> 1B Dannel P. Malloy and Nancy Wyman	<input type="radio"/> 2B John B. Larson	<input type="radio"/> 3B Eric D. Coleman	<input type="radio"/> 4B Brandon McGee	<input type="radio"/> 5B Denise W. Merrill	<input type="radio"/> 6B Denise L. Nappier	<input type="radio"/> 7B Kevin Lembo	<input type="radio"/> 8B George Jepsen	<input type="radio"/> 9B Marianne Lassman Fisher	<input type="radio"/> 10B Anita M. Mips
WORKING FAMILIES PARTY	<input type="radio"/> 1C Dannel P. Malloy and Nancy Wyman	<input type="radio"/> 2C John B. Larson	<input type="radio"/> 3C Eric D. Coleman	<input type="radio"/> 4C	<input type="radio"/> 5C Denise W. Merrill	<input type="radio"/> 6C Denise L. Nappier	<input type="radio"/> 7C Kevin Lembo	<input type="radio"/> 8C George Jepsen	<input type="radio"/> 9C	<input type="radio"/> 10C
INDEPENDENT PARTY	<input type="radio"/> 1D Thomas C. Foley and Heather Somers	<input type="radio"/> 2D	<input type="radio"/> 3D	<input type="radio"/> 4D	<input type="radio"/> 5D Peter Lumaj	<input type="radio"/> 6D Timothy M. Herbst	<input type="radio"/> 7D Sharon J. McLaughlin	<input type="radio"/> 8D Kie Westby	<input type="radio"/> 9D	<input type="radio"/> 10D
GREEN PARTY	<input type="radio"/> 1E	<input type="radio"/> 2E Jeffery Russell	<input type="radio"/> 3E	<input type="radio"/> 4E	<input type="radio"/> 5E S. Michael DeRosa	<input type="radio"/> 6E	<input type="radio"/> 7E Rolf W. Maurer	<input type="radio"/> 8E Stephen E. Fournier	<input type="radio"/> 9E	<input type="radio"/> 10E
PETITIONING CANDIDATE	<input type="radio"/> 1F Joe Visconti and Chester Frank Harris	<input type="radio"/> 2F	<input type="radio"/> 3F	<input type="radio"/> 4F	<input type="radio"/> 5F	<input type="radio"/> 6F	<input type="radio"/> 7F	<input type="radio"/> 8F	<input type="radio"/> 9F	<input type="radio"/> 10F
WRITE-IN VOTES →	<input type="radio"/> 1G	<input type="radio"/> 2G	<input type="radio"/> 3G	<input type="radio"/> 4G	<input type="radio"/> 5G	<input type="radio"/> 6G	<input type="radio"/> 7G	<input type="radio"/> 8G	<input type="radio"/> 9G	<input type="radio"/> 10G

QUESTION
1. Shall the Constitution of the State be amended to remove restrictions concerning absentee ballots and to permit a person to vote without appearing at a polling place on the day of an election?
<input type="radio"/> YES <input type="radio"/> NO

2014 OCT - 9 A 10:09
SECRETARY OF THE STATE
LEGISLATION & ELECTIONS
ADMINISTRATIVE SERVICES

OFFICIAL BALLOT



2014

HOW TO USE THIS BALLOT

CAUTION: This ballot may consist of more than one sheet.

I. TO MARK THIS BALLOT.

Make a clear, bold mark in each appropriate oval as shown. Use a black or blue pen or pencil.

Vote for candidates individually. Do not mark the party names in any way.

II. TO VOTE FOR CANDIDATES.

In most cases, only one mark or write-in vote is allowable in each column (that is, for each office).

A. TO VOTE FOR CANDIDATES ON THE BALLOT.

Mark the oval left of the name of each candidate for whom you wish to vote.

Example of Vote for Candidates

OFFICE PARTY	1 TITLE of OFFICE	2 TITLE of OFFICE
NAME OF PARTY	<input type="radio"/> 1A NAME of CANDIDATE	<input checked="" type="radio"/> 2A NAME of CANDIDATE
NAME OF PARTY	<input checked="" type="radio"/> 1B NAME of CANDIDATE	<input type="radio"/> 2B NAME of CANDIDATE

In the case of an office for which you may vote for two or more candidates, you may mark your ballot for the proper number of candidates anywhere in that group even though one may be directly below the other.

Example of Vote for Multiple-opening Office

OFFICE PARTY	1 TITLE of OFFICE	2 TITLE of OFFICE
NAME OF PARTY	<input checked="" type="radio"/> 1A NAME of CANDIDATE	<input type="radio"/> 2A NAME of CANDIDATE
NAME OF PARTY	<input checked="" type="radio"/> 1B NAME of CANDIDATE	<input type="radio"/> 2B NAME of CANDIDATE

B. TO WRITE IN A VOTE for a registered write-in candidate for a particular office, use the write-in row spaces provided for this purpose. The space you use for writing in a person's name as a candidate must be directly below the column headed with the title of the office to which you wish this person elected. It will have the same number as shown in the column-heading for that office. See example in III below.

III. TO VOTE ON THE QUESTIONS.

Mark the YES or NO oval left of your choice for each question on which you wish to vote.

Example of Write-In Vote and Vote on Questions

VOTE ON THE QUESTIONS	<input type="radio"/> Yes <input checked="" type="radio"/> No 1. Shall the proposed	<input checked="" type="radio"/> Yes <input type="radio"/> No 1. Shall the proposed
OFFICE PARTY	1 TITLE of OFFICE	2 TITLE of OFFICE
NAME OF PARTY	<input type="radio"/> 1A NAME of CANDIDATE	<input checked="" type="radio"/> 2A NAME of CANDIDATE
WRITE-IN VOTES	<input checked="" type="radio"/> 1B JOHN A. DOE	<input type="radio"/> 2B

ABSENTEE VOTING INSTRUCTIONS ONLY

NOTE: After filling out this ballot (A), fold it and INSERT THE BALLOT IN THE INNER ENVELOPE (B). SEAL THE ENVELOPE. This envelope carries a statement which you must sign and which is subject to the penalties of false statement in absentee balloting provided by state law.

See further instructions on Inner Envelope (B) and in the enclosed "Instructions for Absentee Voting."

State of Connecticut
Official Ballot

Windsor, Connecticut

State Election

November 4, 2014

Assembly District: 61
Senatorial District: 7
Congressional District: 1
Voting District: 7

Be sure to read instructions to vote.


OFFICE ↓ PARTY	1	2	3	4	5	6	7	8	9	10
	Governor and Lieutenant Governor Vote for One	Representative in Congress Vote for One	State Senator Vote for One	State Representative Vote for One	Secretary of the State Vote for One	Treasurer Vote for One	Comptroller Vote for One	Attorney General Vote for One	Judge of Probate Vote for One	Registrar of Voters Vote for One
REPUBLICAN PARTY	<input type="radio"/> 1A Thomas C. Foley and Heather Somers	<input type="radio"/> 2A Matthew M. Corey	<input type="radio"/> 3A John A. Kissel	<input type="radio"/> 4A Tami Zawistowski	<input type="radio"/> 5A Peter Lumaj	<input type="radio"/> 6A Timothy M. Herbst	<input type="radio"/> 7A Sharon J. McLaughlin	<input type="radio"/> 8A Kie Westby	9A	<input type="radio"/> 10A Karen A. Andrews
DEMOCRATIC PARTY	<input type="radio"/> 1B Dannel P. Malloy and Nancy Wyman	<input type="radio"/> 2B John B. Larson	<input type="radio"/> 3B John Foxx	<input type="radio"/> 4B Joe Doering	<input type="radio"/> 5B Denise W. Merrill	<input type="radio"/> 6B Denise L. Nappier	<input type="radio"/> 7B Kevin Lembo	<input type="radio"/> 8B George Jepsen	<input type="radio"/> 9B Marianne Lassman Fisher	<input type="radio"/> 10B Anita M. Mips
WORKING FAMILIES PARTY	<input type="radio"/> 1C Dannel P. Malloy and Nancy Wyman	<input type="radio"/> 2C John B. Larson	3C	4C	<input type="radio"/> 5C Denise W. Merrill	<input type="radio"/> 6C Denise L. Nappier	<input type="radio"/> 7C Kevin Lembo	<input type="radio"/> 8C George Jepsen	9C	10C
INDEPENDENT PARTY	<input type="radio"/> 1D Thomas C. Foley and Heather Somers	2D	3D	<input type="radio"/> 4D Tami Zawistowski	<input type="radio"/> 5D Peter Lumaj	<input type="radio"/> 6D Timothy M. Herbst	<input type="radio"/> 7D Sharon J. McLaughlin	<input type="radio"/> 8D Kie Westby	9D	10D
GREEN PARTY	1E	<input type="radio"/> 2E Jeffery Russell	3E	4E	<input type="radio"/> 5E S. Michael DeRosa	6E	<input type="radio"/> 7E Rolf W. Maurer	<input type="radio"/> 8E Stephen E. Fournier	9E	10E
PETITIONING CANDIDATE	<input type="radio"/> 1F Joe Visconti and Chester Frank Harris	2F	3F	4F	5F	6F	7F	8F	9F	10F
WRITE-IN VOTES →	<input type="radio"/> 1G	<input type="radio"/> 2G	<input type="radio"/> 3G	<input type="radio"/> 4G	<input type="radio"/> 5G	<input type="radio"/> 6G	<input type="radio"/> 7G	<input type="radio"/> 8G	<input type="radio"/> 9G	<input type="radio"/> 10G

QUESTION

1. Shall the Constitution of the State be amended to remove restrictions concerning absentee ballots and to permit a person to vote without appearing at a polling place on the day of an election?

YES NO

SECRETARY OF THE STATE
 LEGISLATION & ELECTIONS
 NOVEMBER 4, 2014
 2014 OCT -9 A 10:09



HOW TO USE THIS BALLOT

CAUTION: This ballot may consist of more than one sheet.

I. TO MARK THIS BALLOT.
 Make a clear, bold mark in each appropriate oval as shown. ●
 Use a black or blue pen or pencil.

Vote for candidates individually. Do not mark the party names in any way.

II. TO VOTE FOR CANDIDATES.
 In most cases, only one mark or write-in vote is allowable in each column (that is, for each office).

A. TO VOTE FOR CANDIDATES ON THE BALLOT.
 Mark the oval left of the name of each candidate for whom you wish to vote.

Example of Vote for Candidates

OFFICE →	1	2
PARTY ↓	TITLE of OFFICE	TITLE of OFFICE
NAME OF PARTY	<input type="radio"/> 1A NAME of CANDIDATE	<input checked="" type="radio"/> 2A NAME of CANDIDATE
NAME OF PARTY	<input checked="" type="radio"/> 1B NAME of CANDIDATE	<input type="radio"/> 2B NAME of CANDIDATE

In the case of an office for which you may vote for two or more candidates, you may mark your ballot for the proper number of candidates anywhere in that group even though one may be directly below the other.

Example of Vote for Multiple-opening Office

OFFICE →	1	2
PARTY ↓	TITLE of OFFICE Vote for any Two	
NAME OF PARTY	<input checked="" type="radio"/> 1A NAME of CANDIDATE	<input type="radio"/> 2A NAME of CANDIDATE
NAME OF PARTY	<input checked="" type="radio"/> 1B NAME of CANDIDATE	<input type="radio"/> 2B NAME of CANDIDATE

B. TO WRITE IN A VOTE for a registered write-in candidate for a particular office, use the write-in row spaces provided for this purpose. The space you use for writing in a person's name as a candidate must be directly below the column headed with the title of the office to which you wish this person elected. It will have the same number as shown in the column-heading for that office. See example in III below.

III. TO VOTE ON THE QUESTIONS.
 Mark the YES or NO oval left of your choice for each question on which you wish to vote.

Example of Write-In Vote and Vote on Questions

VOTE ON THE QUESTIONS →	<input type="radio"/> Yes <input checked="" type="radio"/> No 1. Shall the proposed	<input checked="" type="radio"/> Yes <input type="radio"/> No 1. Shall the proposed
OFFICE →	1	2
PARTY ↓	TITLE of OFFICE	TITLE of OFFICE
NAME OF PARTY	<input type="radio"/> 1A NAME of CANDIDATE	<input checked="" type="radio"/> 2A NAME of CANDIDATE
WRITE-IN VOTES →	<input checked="" type="radio"/> 1B JOHN A. DOE	<input type="radio"/> 2B

ABSENTEE VOTING INSTRUCTIONS ONLY

NOTE: After filling out this ballot (A), fold it and INSERT THE BALLOT IN THE INNER ENVELOPE (B). SEAL THE ENVELOPE. This envelope carries a statement which you must sign and which is subject to the penalties of false statement in absentee balloting provided by state law.

See further instructions on Inner Envelope (B) and in the enclosed "Instructions for Absentee Voting."