

**STATE OF CONNECTICUT**



**THE ONE HUNDRED THIRTY SEVENTH**

**ANNUAL REPORT**

**OF THE**

**INSURANCE COMMISSIONER**

**2008**

**(BUSINESS OF 2007)**

## TABLE OF CONTENTS

	<b>SECTION</b>
<b><u>LIFE &amp; HEALTH INSURANCE COMPANIES:</u></b>	<b>1</b>
<b>TABLE 1 – Admitted Assets, Liabilities, Capital &amp; Surplus, Direct Written Premiums:</b> Licensed Domestic Life Insurers Licensed Non-Domestic Life Insurers	
<b><u>PROPERTY &amp; CASUALTY INSURANCE COMPANIES:</u></b>	<b>2</b>
<b>TABLE 2 – Admitted Assets, Liabilities, Capital &amp; Surplus, Direct Written Premiums</b> Licensed Domestic Property & Casualty Insurers Licensed Non-Domestic Property & Casualty Insurers	
<b><u>FRATERNAL BENEFIT SOCIETIES:</u></b>	<b>3</b>
<b>TABLE 3 – Admitted Assets, Liabilities, Capital &amp; Surplus, Direct Written Premiums</b> Licensed Domestic Fraternal Benefit Societies Licensed Non-Domestic Fraternal Benefit Societies	
<b><u>HEALTH INSURERS:</u></b>	<b>4</b>
<b>TABLE 4 – Admitted Assets, Liabilities, Capital &amp; Surplus, Direct Written Premiums</b> Licensed Domestic Health Insurers Licensed Non-Domestic Health Insurers	
<b><u>TITLE INSURANCE COMPANIES:</u></b>	<b>5</b>
<b>TABLE 5 – Admitted Assets, Liabilities, Capital &amp; Surplus, Direct Written Premiums</b> Licensed Domestic Title Insurers Licensed Non-Domestic Title Insurers	
<b><u>SURPLUS LINES INSURERS &amp; RISK RETENTION GROUPS:</u></b>	<b>6</b>
<b>TABLE 6 – Surplus Lines Insurers Direct Written Premiums</b> United States Surplus Lines Insurers Alien Surplus Lines Insurers	
<b>TABLE 7 – Risk Retention Groups Direct Written Premiums</b> Risk Retention Group Insurers	
<b><u>MISCELLANEOUS:</u></b>	<b>7</b>
<b>TABLE 8 – Top 20 List of Life Insurers in Connecticut</b> Top 20 Licensed Domestic Life Insurers in CT Ranked by Admitted Assets Top 20 Licensed Domestic and Non-Domestic Life Insurers in CT Ranked by Admitted Assets  Top 20 Licensed Domestic Life Insurers in CT Ranked by Direct Written Premiums Top 20 Licensed Domestic and Non-Domestic Life Insurers in CT Ranked by Direct Written Premiums	

## TABLE OF CONTENTS


### **TABLE 9 – Top 20 List of Property & Casualty Insurers in Connecticut**

Top 20 Licensed Domestic Property & Casualty Insurers in CT Ranked by Admitted Assets

Top 20 Licensed Domestic and Non-Domestic Property & Casualty Insurers in CT Ranked by Admitted Assets

Top 20 Licensed Domestic Property & Casualty Insurers in CT Ranked by Direct Written Premiums

Top 20 Licensed Domestic and Non-Domestic Property & Casualty Insurers in CT Ranked by Direct Written Premiums



**TABLE 1 - LICENSED LIFE INSURANCE COMPANIES  
ASSETS, LIABILITIES, CAPITAL AND SURPLUS, AND DIRECT WRITTEN PREMIUMS IN CONNECTICUT FOR 2007  
DOMESTIC LIFE INSURERS**

<b>NAIC GROUP CODE</b>	<b>NAIC COMPANY CODE</b>	<b>COMPANY NAME</b>	<b>ADMITTED ASSETS</b>	<b>LIABILITIES</b>	<b>CAPITAL &amp; SURPLUS</b>	<b>DIRECT WRITTEN PREMIUMS</b>
626	60348	Ace Life Ins Co	19,663,322	6,000,371	13,662,951	0
1	78700	Aetna Hlth & Life Ins Co	1,581,599,913	1,373,069,880	208,530,033	0
1	60054	Aetna Life Ins Co	33,471,046,409	30,231,881,985	3,239,164,424	796,700,273
91	81213	American Maturity Life Ins Co	65,197,563	23,941,680	41,255,883	14,825
403	91785	American Phoenix Life & Reassur Co	69,903,067	11,336,986	58,566,081	0
304	86630	American Skandia Life Assur Corp	43,236,056,729	42,797,708,083	438,348,646	176,745,247
	62421	Annuity & Life Reassur Amer Inc	11,886,360	164,163	11,722,199	9,009
435	93432	CM Life Ins Co	8,625,435,450	8,017,586,855	607,848,595	24,786,141
901	62308	Connecticut Gen Life Ins Co	16,582,318,540	14,685,228,787	1,897,089,754	250,110,418
31	86258	General Re Life Corp	2,637,601,115	2,197,372,579	440,228,536	0
91	93505	Hartford Intl Life Reassur Corp	1,135,918,782	1,029,564,351	106,354,431	0
91	70815	Hartford Life & Accident Ins Co	14,187,518,569	8,401,445,865	5,786,072,703	72,815,722
91	71153	Hartford Life & Ann Ins Co	89,347,776,522	86,791,188,715	2,556,587,807	186,821,358
91	88072	Hartford Life Ins Co	165,997,882,123	161,549,408,394	4,448,473,729	1,753,555,467
31	97764	Idealife Ins Co	21,185,158	7,390,345	13,794,813	23,470
229	86509	Ing Life Ins & Ann Co	67,000,402,765	65,612,384,811	1,388,017,954	726,585,015
241	87726	Metlife Ins Co of CT	83,221,522,972	79,013,123,115	4,208,399,857	742,770,199
435	70416	MML Bay State Life Ins Co	4,636,984,037	4,453,626,070	183,357,967	1,077,796
403	93548	PHL Variable Ins Co	5,342,708,080	5,175,271,648	167,436,432	77,868,415
403	93734	Phoenix Life & Annuity Co	65,294,334	45,235,810	20,058,524	747,802
304	93629	Prudential Retirement Ins & Anuty Co	61,437,059,037	60,491,443,609	945,615,428	5,863,219,754
549	80926	Sun Life & Hlth Ins Co	119,234,776	83,944,930	35,289,846	20,091,097
181	82627	Swiss Re Life & Health Amer Inc	11,925,550,298	10,285,371,350	1,640,178,948	0
707	79413	United Healthcare Ins Co	11,425,483,510	8,320,618,457	3,104,865,053	425,209,112
	68632	VantisLife Ins Co	649,526,441	582,212,758	67,313,683	32,066,908
<b>TOTALS FOR 25 DOMESTIC LIFE INSURERS</b>			<b>622,814,755,872</b>	<b>591,186,521,597</b>	<b>31,628,234,277</b>	<b>11,151,218,028</b>

**TABLE 1 - LICENSED LIFE INSURANCE COMPANIES  
ASSETS, LIABILITIES, CAPITAL AND SURPLUS, AND DIRECT WRITTEN PREMIUMS IN CONNECTICUT FOR 2007  
NON-DOMESTIC LIFE INSURERS**

<b>NAIC GROUP CODE</b>	<b>NAIC COMPANY CODE</b>	<b>COMPANY NAME</b>	<b>STATE OF DOMICILE</b>	<b>ADMITTED ASSETS</b>	<b>LIABILITIES</b>	<b>CAPITAL &amp; SURPLUS</b>	<b>DIRECT WRITTEN PREMIUMS</b>
	77879	5 Star Life Ins Co	LA	165,974,478	113,699,921	52,274,557	206,079
	71854	AAA Life Ins Co	MI	296,327,765	227,590,260	68,737,505	1,493,072
403	60232	AGL Life Assur Co	PA	5,091,050,715	5,079,668,721	11,381,994	19,644,557
12	70432	AIG Ann Ins Co	TX	50,552,567,578	46,821,292,995	3,731,274,583	65,891,408
12	66842	AIG Life Ins Co	DE	10,790,222,356	10,345,416,530	444,805,826	26,042,850
12	60941	AIG SunAmerica Life Assur Co	AZ	35,072,376,831	33,917,697,133	1,154,679,698	46,292,018
968	68365	AXA Corp Solutions Life Reins Co	DE	817,071,157	329,196,263	487,874,894	0
968	62944	AXA Equitable Life Ins Co	NY	142,433,163,303	135,863,900,210	6,569,263,093	274,894,283
968	62880	AXA Life & Ann Co	CO	554,700,751	449,455,392	105,245,359	4,650,717
943	60038	Acacia Life Ins Co	DC	1,647,280,136	1,305,925,581	341,354,554	305,771
4172	71390	Admiral Life Ins Co of Amer	AZ	9,906,266	652,159	9,254,107	0
761	90611	Allianz Life Ins Co Of N Amer	MN	68,688,474,221	66,247,136,517	2,441,337,704	178,616,705
761	64190	Allianz Life Ins Co Of NY	NY	874,371,399	824,034,118	50,337,281	251,698
8	70866	Allstate Assur Co	IL	11,368,842	2,717,533	8,651,309	0
8	60186	Allstate Life Ins Co	IL	77,027,928,739	74,405,429,962	2,622,498,777	46,962,553
769	67369	Alta Hlth & Life Ins Co	IN	130,838,782	72,763,444	58,075,338	107,163
	60216	Amalgamated Life Ins Co	NY	57,375,290	27,355,980	30,019,310	276,628
1327	68594	American Amicable Life Ins Co Of TX	TX	335,744,094	278,272,776	57,471,318	338,722
19	60275	American Bankers Life Assur Co Of FL	FL	789,737,579	662,320,847	127,416,732	2,000,836
	94439	American Creditors Life Ins Co	DE	17,065,398	4,501,999	12,563,400	(66)
2658	92738	American Equity Invest Life Ins Co	IA	12,697,226,855	11,706,425,400	990,801,455	3,620,214
370	60380	American Family Life Assur Co of Col	NE	55,667,865,394	51,459,568,053	4,208,297,341	23,181,052
370	60526	American Family Life Assur Co of NY	NY	227,891,021	176,412,139	51,478,882	3,497,894
330	60410	American Fidelity Assur Co	OK	3,211,690,427	2,998,045,961	213,644,466	2,054,339
	60429	American Fidelity Life Ins Co	FL	477,239,761	400,184,370	77,055,391	43,280
4510	69337	American Fin Security Life	MO	2,147,517	59,555	2,087,963	0
12	68373	American Gen Assur Co	IL	287,680,612	143,007,866	144,672,746	1,305,005
12	66672	American Gen Life & Acc Ins Co	TN	9,134,161,267	8,587,274,259	546,887,008	150,205
12	60488	American Gen Life Ins Co	TX	36,523,158,001	30,828,323,568	5,694,834,433	60,900,730
8	60534	American Heritage Life Ins Co	FL	1,376,587,014	1,172,624,247	203,962,764	2,470,061
41	60518	American Hlth & Life Ins Co	TX	1,676,167,789	789,982,421	886,185,368	2,208,742
290	60577	American Income Life Ins Co	IN	1,705,886,648	1,484,700,233	221,186,415	5,898,184
44	60631	American Investors Life Ins Co	KS	10,586,318,042	9,944,606,268	641,711,774	33,095,158
	81418	American Medical & Life Ins Co	NY	21,690,882	8,985,284	12,705,598	12,389
19	67989	American Memorial Life Ins Co	SD	1,935,452,212	1,849,024,496	86,427,716	2,257,889
127	65811	American Modern Life Ins Co	OH	64,638,775	42,571,235	22,067,541	21,347



**TABLE 1 - LICENSED LIFE INSURANCE COMPANIES  
ASSETS, LIABILITIES, CAPITAL AND SURPLUS, AND DIRECT WRITTEN PREMIUMS IN CONNECTICUT FOR 2007  
NON-DOMESTIC LIFE INSURERS**

NAIC GROUP CODE	NAIC COMPANY CODE	COMPANY NAME	STATE OF DOMICILE	ADMITTED ASSETS	LIABILITIES	CAPITAL & SURPLUS	DIRECT WRITTEN PREMIUMS
408	60739	American Natl Ins Co	TX	13,839,936,491	11,675,124,399	2,164,812,092	22,874,599
408	71773	American Natl Life Ins Co Of TX	TX	140,309,000	96,117,769	44,191,231	22,200
810	81078	American Ntwrk Ins Co	PA	123,803,803	102,581,940	21,221,863	2,942,725
953	80624	American Progressive L&H Ins Of NY	NY	419,906,779	326,760,777	93,146,002	9,519,917
330	60801	American Public Life Ins Co	OK	77,027,071	61,974,572	15,052,499	13,141
3527	60836	American Republic Ins Co	IA	475,302,982	259,471,547	215,831,435	2,147,686
619	60895	American United Life Ins Co	IN	14,032,817,875	13,354,891,269	677,926,606	14,665,291
449	61999	Americo Fin Life & Ann Ins Co	TX	3,735,648,072	3,510,199,651	225,448,421	1,650,577
943	61301	Ameritas Life Ins Corp	NE	6,392,306,514	5,514,186,108	878,120,406	13,099,037
28	72222	Amica Life Ins Co	RI	923,146,400	764,505,100	158,641,300	6,980,378
84	93661	Annuity Investors Life Ins Co	OH	1,739,484,511	1,673,548,538	65,935,974	2,828,924
671	61069	Anthem Life Ins Co	IN	276,394,403	212,249,445	64,144,958	7,422,621
	71439	Assurity Life Ins Co	NE	2,189,167,875	1,943,646,672	245,521,207	1,769,152
44	61689	Aviva Life & Ann Co	IA	11,603,131,647	11,054,113,538	549,018,109	13,321,719
44	63932	Aviva Life & Ann Co of NY	NY	1,335,949,888	1,245,524,419	90,425,469	3,567,970
44	62898	Aviva Life Ins Co	DE	6,789,989,668	6,451,598,694	338,390,974	8,114,503
23	80985	BCS Life Ins Co	IL	196,901,736	116,355,180	80,546,552	176,963
1330	68160	Balboa Life Ins Co	CA	41,328,726	13,441,174	27,887,552	295,925
	61212	Baltimore Life Ins Co	MD	810,286,921	737,898,126	72,388,795	114,463
233	61263	Bankers Life & Cas Co	IL	10,612,762,762	9,926,864,132	685,898,631	49,226,560
872	94250	Banner Life Ins Co	MD	1,293,365,859	1,067,919,560	225,446,299	14,689,479
615	61395	Beneficial Life Ins Co	UT	3,559,645,864	3,218,499,974	341,145,890	22,460
31	62345	Berkshire Hathaway Life Ins Co NE	NE	3,658,554,497	2,800,476,411	858,078,086	0
429	71714	Berkshire Life Ins Co of Amer	MA	2,292,683,445	1,906,075,774	386,607,673	6,062,514
581	61476	Boston Mut Life Ins Co	MA	893,464,627	791,325,691	102,138,934	12,367,523
769	81060	Canada Life Ins Co Of Amer	MI	2,049,364,906	1,878,865,637	170,499,269	20,883
3436	61581	Capitol Life Ins Co	TX	221,989,095	214,829,648	7,159,447	0
3764	71455	Cardif Life Ins Co	KS	62,018,863	51,185,472	10,833,393	698,299
	80799	Celtic Ins Co	IL	99,644,523	50,589,802	49,054,721	4,040,906
690	61751	Central States H & L Co Of Omaha	NE	290,810,706	191,761,126	99,049,580	2,608,174
212	80896	Centre Life Ins Co	MA	1,658,221,510	1,564,999,801	93,221,692	1,706,719
471	62383	Centurion Life Ins Co	IA	1,521,633,986	571,695,095	949,938,891	101,146
8	61808	Charter Natl Life Ins Co	IL	254,443,178	244,750,399	9,692,779	6,150
264	61832	Chesapeake Life Ins Co	OK	96,029,243	47,729,319	48,299,924	172,846
344	61875	Church Life Ins Corp	NY	201,278,960	163,822,549	37,456,411	905,149
244	76236	Cincinnati Life Ins Co	OH	2,549,964,945	2,073,029,493	476,935,452	269,060

**TABLE 1 - LICENSED LIFE INSURANCE COMPANIES  
ASSETS, LIABILITIES, CAPITAL AND SURPLUS, AND DIRECT WRITTEN PREMIUMS IN CONNECTICUT FOR 2007  
NON-DOMESTIC LIFE INSURERS**

NAIC GROUP CODE	NAIC COMPANY CODE	COMPANY NAME	STATE OF DOMICILE	ADMITTED ASSETS	LIABILITIES	CAPITAL & SURPLUS	DIRECT WRITTEN PREMIUMS
565	62049	Colonial Life & Accident Ins Co	SC	1,902,120,719	1,532,861,512	369,259,206	21,655,398
233	62065	Colonial Penn Life Ins Co	PA	710,859,441	663,632,969	47,226,472	2,515,062
917	84786	Colorado Bankers Life Ins Co	CO	140,920,112	119,657,508	21,262,597	118,780
535	76023	Columbian Life Ins Co	IL	242,456,067	220,195,802	22,260,265	1,329,118
535	62103	Columbian Mut Life Ins Co	NY	892,831,899	818,624,598	74,207,301	1,159,401
836	99937	Columbus Life Ins Co	OH	2,507,354,294	2,278,293,467	229,060,827	1,319,872
317	62146	Combined Ins Co Of Amer	IL	3,214,960,555	2,281,228,714	933,731,842	14,508,708
560	81426	Commercial Travelers Mut Ins Co	NY	37,616,922	24,787,767	12,829,155	436,285
3891	84824	Commonwealth Ann & Life Ins Co	MA	9,653,746,406	9,192,395,262	461,351,144	3,414,353
261	62243	Companion Life Ins Co	NY	672,852,824	614,806,262	58,046,562	420,646
233	60682	Conseco Ins Co	IL	1,242,276,701	1,009,308,551	232,968,150	1,532,458
233	65900	Conseco Life Ins Co	IN	4,256,094,683	4,107,935,125	148,159,558	3,019,435
953	62359	Constitution Life Ins Co	TX	87,691,024	70,221,607	17,469,417	37,740
	71730	Continental Amer Ins Co	SC	102,768,997	75,809,527	26,959,469	218,063
218	62413	Continental Assur Co	IL	4,120,081,429	3,648,891,818	471,189,612	1,387,259
84	71404	Continental Gen Ins Co	NE	262,038,170	210,728,315	51,309,855	1,753,900
50	94218	Country Investors Life Assur Co	IL	167,569,760	35,174,340	132,395,420	7,074
50	62553	Country Life Ins Co	IL	7,356,242,648	6,375,250,542	980,992,106	3,054,257
306	62626	Cuna Mut Ins Society	IA	12,215,107,420	11,179,672,639	1,035,434,782	31,233,782
12	62634	Delaware Amer Life Ins Co	DE	76,361,993	50,045,218	26,316,775	152,759
2479	81396	Delta Dental Ins Co	DE	96,632,322	56,040,369	40,591,952	19,680,458
2479	73474	Dentegra Ins Co	DE	20,459,545	10,928,121	9,531,424	2,006,117
1213	97705	Direct Gen Life Ins Co	SC	26,948,630	11,447,246	15,501,384	0
	62928	EMC Natl Life Co	IA	663,410,840	610,428,966	52,981,873	18,484
3158	62804	Eastern Life & Hlth Ins Co	PA	85,667,066	24,987,588	60,679,478	0
350	68276	Employers Reassur Corp	KS	8,666,441,624	7,886,140,504	780,301,119	0
	62952	Equitable Life & Cas Ins Co	UT	207,245,524	167,022,243	40,223,281	10,187
513	62510	Equitrust Life Ins Co	IA	6,841,530,626	6,449,892,186	391,638,440	14,957,783
	77968	Family Heritage Life Ins Co Of Amer	OH	262,362,285	235,272,079	27,090,206	6,800
1117	63053	Family Life Ins Co	TX	127,816,018	105,301,986	22,514,032	68,540
408	63126	Farm Family Life Ins Co	NY	1,014,954,775	889,827,891	125,126,884	3,291,335
212	63177	Farmers New World Life Ins Co	WA	6,987,510,433	6,346,255,001	641,255,432	454,983
	63223	Federal Life Ins Co	IL	235,622,938	202,649,458	32,973,480	1,898
7	63258	Federated Life Ins Co	MN	919,053,189	702,076,542	216,976,645	429,896
981	93696	Fidelity Investments Life Ins Co	UT	16,033,979,145	15,388,756,146	645,222,999	82,040,172
	63290	Fidelity Life Assn A Legal Reserve L	IL	538,267,750	263,019,515	275,248,235	637,562

**TABLE 1 - LICENSED LIFE INSURANCE COMPANIES  
ASSETS, LIABILITIES, CAPITAL AND SURPLUS, AND DIRECT WRITTEN PREMIUMS IN CONNECTICUT FOR 2007  
NON-DOMESTIC LIFE INSURERS**

NAIC GROUP CODE	NAIC COMPANY CODE	COMPANY NAME	STATE OF DOMICILE	ADMITTED ASSETS	LIABILITIES	CAPITAL & SURPLUS	DIRECT WRITTEN PREMIUMS
264	92908	Fidelity Life Ins Co	OK	9,686,070	118,069	9,568,001	0
451	71870	Fidelity Security Life Ins Co	MO	488,086,997	410,811,323	77,275,674	4,487,897
88	69140	First Allmerica Fin Life Ins Co	MA	2,155,843,246	1,992,114,492	163,728,754	810,893
	63266	First Dominion Mut Life Ins Co	VA	9,707,981	1,775,368	7,932,613	0
765	90328	First Hlth Life & Hlth Ins Co	TX	481,778,799	350,094,203	131,684,596	4,876,396
	63495	First Investors Life Ins Co	NY	1,370,124,701	1,257,097,210	113,027,491	3,947,335
20	67652	First Penn Pacific Life Ins Co	IN	1,921,633,284	1,734,920,584	186,712,700	5,216,574
	81434	First Rehab Life Ins Co Of Amer	NY	100,141,327	56,670,229	43,471,098	83,105
1266	79677	Forethought Life Assur Co	IN	2,911,592,098	2,801,249,219	110,342,879	0
1266	91642	Forethought Life Ins Co	IN	777,409,635	661,034,780	116,374,855	8,082,265
917	71129	Fort Dearborn Life Ins Co	IL	2,238,645,596	1,770,182,300	468,463,296	34,301,706
801	99775	Funeral Directors Life Ins Co	TX	500,388,949	451,877,824	48,511,125	0
408	63657	Garden State Life Ins Co	TX	92,178,815	74,909,487	17,269,328	694,820
241	63665	General Amer Life Ins Co	MO	14,122,916,714	11,843,204,417	2,279,712,297	9,635,927
1281	93521	General Fidelity Life Ins Co	SC	250,146,832	88,193,650	161,953,182	0
4011	65536	Genworth Life & Ann Ins Co	VA	29,146,511,226	27,732,266,803	1,414,244,423	98,860,915
4011	70025	Genworth Life Ins Co	DE	34,571,590,532	31,428,796,583	3,142,793,948	81,880,166
4011	72990	Genworth Life Ins Co of NY	NY	6,465,057,785	6,056,217,273	408,840,513	1,723,781
4483	70939	Gerber Life Ins Co	NY	1,422,128,346	1,220,974,741	201,153,604	4,280,560
290	91472	Globe Life & Accident Ins Co	NE	2,554,739,390	2,230,218,533	324,520,854	5,416,921
707	62286	Golden Rule Ins Co	IN	590,141,392	326,267,147	263,874,245	55,433,025
	63967	Government Personnel Mut Life Ins Co	TX	786,598,798	698,641,427	87,957,371	396,502
84	63312	Great Amer Life Ins Co	OH	9,295,573,673	8,563,245,888	732,327,785	18,185,071
449	90212	Great Southern Life Ins Co	TX	289,242,374	258,184,047	31,058,327	841,978
769	68322	Great W Life & Ann Ins Co	CO	36,530,317,644	34,684,146,848	1,846,170,793	75,560,483
687	64211	Guarantee Trust Life Ins Co	IL	207,662,649	164,145,182	43,517,467	961,402
429	78778	Guardian Ins & Ann Co Inc	DE	10,402,934,835	10,158,260,905	244,673,931	31,662,008
429	64246	Guardian Life Ins Co Of Amer	NY	28,328,339,500	24,577,794,188	3,750,545,311	140,932,219
984	92711	HCC Life Ins Co	IN	623,202,851	287,037,619	336,165,232	3,922,164
812	93440	HM Llife Ins Co	PA	317,950,858	176,134,513	141,816,345	2,142,253
253	64327	Harleysville Life Ins Co	PA	374,093,456	352,896,900	21,196,556	3,530,318
623	66141	Health Net Life Ins Co	CA	656,004,575	422,425,031	233,579,544	80,086,984
350	64394	Heritage Life Ins Co	AZ	57,938,436	14,328,305	43,610,131	0
	64505	Homesteaders Life Co	IA	1,473,812,393	1,399,092,496	74,719,897	95,217
300	64513	Horace Mann Life Ins Co	IL	5,069,883,515	4,793,272,969	276,610,546	1,599,478
352	93777	Household Life Ins Co	MI	943,406,231	519,402,679	424,003,552	2,824,139



**TABLE 1 - LICENSED LIFE INSURANCE COMPANIES  
ASSETS, LIABILITIES, CAPITAL AND SURPLUS, AND DIRECT WRITTEN PREMIUMS IN CONNECTICUT FOR 2007  
NON-DOMESTIC LIFE INSURERS**

NAIC GROUP CODE	NAIC COMPANY CODE	COMPANY NAME	STATE OF DOMICILE	ADMITTED ASSETS	LIABILITIES	CAPITAL & SURPLUS	DIRECT WRITTEN PREMIUMS
119	73288	Humana Ins Co	WI	3,836,601,610	1,957,409,410	1,879,192,200	52,266,356
119	70580	Humanadental Ins Co	WI	96,610,859	30,980,747	65,630,112	18,198
229	80942	ING USA Ann & Life Ins Co	IA	74,257,086,116	71,704,469,791	2,552,616,325	756,107,968
	64580	Illinois Mut Life Ins Co	IL	1,253,563,333	1,107,915,800	145,647,533	1,746,459
549	64602	Independence Life & Ann Co	RI	162,386,640	109,135,960	53,250,680	0
44	64645	Indianapolis Life Ins Co	IN	3,554,450,783	3,302,937,799	251,512,985	10,932,656
836	74780	Integrity Life Ins Co	OH	4,692,411,949	4,337,070,611	355,341,338	16,318,483
8	64831	Intramercia Life Ins Co	NY	42,650,626	34,155,069	8,495,555	14,172
749	64939	Investors Ins Corp	DE	245,173,032	213,474,203	31,698,830	0
	63487	Investors Life Ins Co N Amer	TX	936,374,597	888,619,808	47,754,789	317,272
281	89958	JMIC Life Ins Co	FL	183,778,087	96,566,348	87,211,738	(5,177)
918	65056	Jackson Natl Life Ins Co	MI	73,963,866,616	69,939,809,899	4,024,056,717	141,527,537
	64017	Jefferson Natl Life Ins Co	TX	1,727,625,955	1,686,544,606	41,081,349	5,009,838
19	65080	John Alden Life Ins Co	WI	526,042,586	432,931,600	93,110,986	6,868,113
904	65099	John Hancock Life Ins Co	MA	69,812,524,144	65,405,038,963	4,407,485,181	428,055,307
904	65838	John Hancock Life Ins Co (USA)	MI	126,026,506,355	124,503,203,431	1,523,302,923	418,776,285
904	90204	John Hancock Variable Life Ins Co	MA	15,151,720,942	14,542,286,076	609,434,867	26,325,149
119	65110	Kanawha Ins Co	SC	664,719,715	598,803,978	65,915,737	143,403
588	65129	Kansas City Life Ins Co	MO	3,258,282,902	2,900,950,790	357,332,108	759,731
212	90557	Kemper Investors Life Ins Co	IL	16,700,204,661	16,513,278,819	186,925,842	1,921,490
836	65242	Lafayette Life Ins Co	IN	1,937,269,421	1,819,061,058	118,208,363	9,181,207
111	65315	Liberty Life Assur Co Of Boston	MA	11,185,421,236	10,702,754,398	482,666,838	15,002,611
	61492	Liberty Life Ins Co	SC	3,722,392,183	3,460,850,307	261,541,876	2,766,219
290	65331	Liberty Natl Life Ins Co	NE	4,981,019,308	4,373,989,636	607,029,672	650,698
901	65498	Life Ins Co Of N Amer	PA	5,880,599,929	5,239,345,723	641,254,206	66,547,621
634	65528	Life Ins Co Of The Southwest	TX	5,849,879,678	5,485,253,039	364,626,639	4,325,360
468	64130	Life Investors Ins Co Of Amer	IA	10,027,949,528	9,605,475,309	422,474,219	3,866,786
17	97691	Life Of The South Ins Co	GA	62,283,850	42,138,688	20,145,161	0
8	65595	Lincoln Benefit Life Co	NE	3,442,530,270	3,159,598,905	282,931,365	34,793,770
	65927	Lincoln Heritage Life Ins Co	IL	587,072,063	498,124,766	88,947,297	915,630
20	62057	Lincoln Life & Ann Co of NY	NY	9,000,554,238	8,167,761,335	832,792,903	3,145,802
722	69833	Lincoln Memorial Life Ins Co	TX	117,887,455	109,368,633	8,518,822	0
20	65676	Lincoln Natl Life Ins Co	IN	144,609,572,040	139,651,696,908	4,957,875,132	400,525,630
769	76694	London Life Reins Co	PA	1,502,478,107	1,427,447,803	75,030,304	0
84	65722	Loyal Amer Life Ins Co	OH	438,979,709	397,184,902	41,794,807	983,711
468	82848	ML Life Ins Co Of NY	NY	1,169,229,580	1,092,358,915	76,870,665	0

**TABLE 1 - LICENSED LIFE INSURANCE COMPANIES  
ASSETS, LIABILITIES, CAPITAL AND SURPLUS, AND DIRECT WRITTEN PREMIUMS IN CONNECTICUT FOR 2007  
NON-DOMESTIC LIFE INSURERS**

<b>NAIC GROUP CODE</b>	<b>NAIC COMPANY CODE</b>	<b>COMPANY NAME</b>	<b>STATE OF DOMICILE</b>	<b>ADMITTED ASSETS</b>	<b>LIABILITIES</b>	<b>CAPITAL &amp; SURPLUS</b>	<b>DIRECT WRITTEN PREMIUMS</b>
	66427	MTL Ins Co	IL	1,273,967,163	1,168,690,800	105,276,363	2,081,245
450	65781	Madison Natl Life Ins Co Inc	WI	757,894,293	621,325,179	136,569,113	662,688
1117	65870	Manhattan Life Ins Co	NY	363,058,113	327,315,844	35,742,269	404,461
84	67083	Manhattan Natl Life Ins Co	IL	265,320,138	216,817,239	48,502,898	392,937
904	93610	Manulife Ins Co	DE	538,934,697	412,664,638	126,270,059	59,223
435	65935	Massachusetts Mut Life Ins Co	MA	119,085,813,267	111,077,665,370	8,008,147,898	335,823,809
1186	69515	Medamerica Ins Co	PA	365,274,738	338,208,894	27,065,844	3,303,165
264	97055	Mega Life & Hlth Ins Co The	OK	1,061,133,009	786,198,251	274,934,758	12,393,489
306	86126	Members Life Ins Co	IA	66,612,191	35,725,563	30,886,626	1,105
12	65951	Merit Life Ins Co	IN	1,096,281,946	389,275,816	707,006,130	332,796
468	79022	Merrill Lynch Life Ins Co	AR	13,911,027,437	13,545,016,663	366,010,774	17,492,526
241	93513	MetLife Investors Ins Co	MO	11,882,622,910	11,554,059,750	328,563,160	18,090,334
241	61050	MetLife Investors USA Ins Co	DE	29,684,127,590	29,099,959,355	584,168,235	148,331,538
241	65978	Metropolitan Life Ins Co	NY	297,465,527,467	284,461,548,373	13,003,979,094	1,071,507,271
241	97136	Metropolitan Tower Life Ins Co	DE	6,179,137,672	5,041,357,643	1,137,780,029	2,677,312
264	66087	Mid West Natl Life Ins Co Of TN	TX	374,848,497	229,581,638	145,266,859	3,953,316
431	66044	Midland Natl Life Ins Co	IA	23,518,176,018	22,408,753,989	1,109,422,029	21,593,286
229	66109	Midwestern United Life Ins Co	IN	250,387,500	154,244,242	96,143,258	6,035
869	66168	Minnesota Life Ins Co	MN	23,829,005,162	22,010,937,966	1,818,067,196	42,596,006
1531	69647	Molina Hlthcare Ins Co	OH	8,777,951	587,685	8,190,265	13,732
440	66265	Monarch Life Ins Co	MA	953,182,139	942,158,253	11,023,882	1,344,381
560	81442	Monitor Life Ins Co Of NY	NY	9,128,095	3,807,118	5,320,979	33,932
468	66281	Monumental Life Ins Co	IA	37,935,163,485	37,203,384,514	731,778,971	47,120,305
968	66370	Mony Life Ins Co	NY	9,917,632,927	8,956,359,021	961,273,907	4,970,702
968	78077	Mony Life Ins Co Of Amer	AZ	5,594,466,523	5,303,151,744	291,314,779	6,758,018
361	66346	Munich Amer Reassur Co	GA	5,029,518,198	4,356,480,999	673,037,199	0
	88668	Mutual Of Amer Life Ins Co	NY	13,016,897,966	12,185,388,273	831,509,692	44,323,345
261	71412	Mutual Of Omaha Ins Co	NE	4,541,724,649	2,324,341,280	2,217,383,369	9,720,554
826	81353	NYLife Ins Co Of AZ	AZ	178,117,568	142,064,637	36,052,931	785,816
41	61409	National Benefit Life Ins Co	NY	691,213,015	386,264,482	304,948,533	1,149,997
1211	66583	National Guardian Life Ins Co	WI	1,485,978,672	1,318,529,107	167,449,566	1,846,004
	82538	National Hlth Ins Co	TX	36,654,732	19,205,960	17,448,772	4,250,162
836	75264	National Integrity Life Ins Co	NY	3,677,508,548	3,535,373,484	142,135,064	2,280,753
634	66680	National Life Ins Co	VT	8,275,645,628	7,448,862,179	826,783,450	13,769,336
	87963	National Teachers Assoc Life Ins Co	TX	198,081,333	171,208,630	26,872,703	3,355
	66850	National Western Life Ins Co	CO	6,078,773,805	5,367,839,113	710,934,692	12,451,269

**TABLE 1 - LICENSED LIFE INSURANCE COMPANIES  
ASSETS, LIABILITIES, CAPITAL AND SURPLUS, AND DIRECT WRITTEN PREMIUMS IN CONNECTICUT FOR 2007  
NON-DOMESTIC LIFE INSURERS**

NAIC GROUP CODE	NAIC COMPANY CODE	COMPANY NAME	STATE OF DOMICILE	ADMITTED ASSETS	LIABILITIES	CAPITAL & SURPLUS	DIRECT WRITTEN PREMIUMS
140	70750	Nationwide Life & Ann Co of Amer	DE	833,106,945	749,839,462	83,267,483	640,800
140	92657	Nationwide Life & Ann Ins Co	OH	5,270,430,990	5,097,164,753	173,266,237	3,834,539
140	66869	Nationwide Life Ins Co	OH	99,016,727,763	96,515,640,467	2,501,087,296	180,504,218
140	68225	Nationwide Life Ins Co of Amer	PA	6,338,508,071	5,664,463,513	674,044,558	4,417,680
241	91626	New England Life Ins Co	MA	12,459,013,660	11,914,777,095	544,236,565	41,841,997
826	91596	New York Life Ins & Ann Corp	DE	72,685,505,779	70,035,572,949	2,649,932,830	96,751,499
826	66915	New York Life Ins Co	NY	122,753,466,537	110,794,236,990	11,959,229,547	66,788,946
	81264	Nippon Life Ins Co Of Amer	IA	169,463,841	51,483,857	117,979,984	15,811
431	66974	North Amer Co Life & Hlth Ins	IA	6,637,313,203	6,249,661,059	387,652,144	14,203,887
860	69000	Northwestern Long Term Care Ins Co	WI	287,379,918	233,814,255	53,565,663	3,459,643
860	67091	Northwestern Mut Life Ins Co	WI	156,332,489,608	144,226,519,914	12,105,969,694	307,033,215
2598	63274	OM Fin Life Ins Co	MD	18,202,294,476	17,499,580,767	702,713,709	26,335,594
1327	67148	Occidental Life Ins Co Of NC	TX	255,218,065	227,458,002	27,760,063	47,467
704	89206	Ohio Natl Life Assur Corp	OH	2,690,965,634	2,502,344,161	188,621,475	4,398,680
704	67172	Ohio Natl Life Ins Co	OH	13,004,212,920	12,209,265,141	794,947,783	44,689,857
588	67199	Old Amer Ins Co	MO	245,541,808	223,451,048	22,090,767	428,737
150	67261	Old Republic Life Ins Co	IL	162,491,182	119,474,979	43,016,203	515,284
697	76007	Old United Life Ins Co	AZ	73,460,573	38,819,472	34,641,101	0
574	76112	Oxford Life Ins Co	AZ	535,776,902	411,599,072	124,177,829	78,824
709	97268	Pacific Life & Ann Co	AZ	2,415,294,899	2,046,221,164	369,073,735	3,144,188
709	67466	Pacific Life Ins Co	NE	96,551,165,675	92,843,190,541	3,707,975,134	146,874,381
707	70785	Pacificare Life & Hlth Ins Co	IN	896,999,905	344,062,736	552,937,169	47,131
525	93459	Pan Amer Assur Co	LA	22,386,998	5,896,398	16,490,600	53,774
525	67539	Pan Amer Life Ins Co	LA	1,582,707,720	1,276,224,561	306,483,159	50,922
429	60003	Park Avenue Life Ins Co	DE	434,885,522	284,354,078	150,531,445	116,122
169	71099	Parker Centennial Assur Co	WI	63,875,548	24,377,371	39,498,179	0
565	67598	Paul Revere Life Ins Co	MA	4,920,983,852	4,462,247,601	458,736,251	11,040,452
565	67601	Paul Revere Variable Ann Ins Co	MA	132,607,770	18,561,392	114,046,378	227,328
850	93262	Penn Ins & Ann Co	DE	1,117,455,520	1,000,193,373	117,262,147	1,474,998
850	67644	Penn Mut Life Ins Co	PA	10,546,348,301	9,244,137,484	1,302,210,818	27,058,808
810	63282	Penn Treaty Ntwrk Amer Ins Co	PA	1,039,140,838	1,014,049,860	25,090,978	0
953	67660	Pennsylvania Life Ins Co	PA	1,180,290,072	1,043,466,344	136,823,729	335,394,594
984	85561	Perico Life Ins Co	DE	50,960,307	19,353,896	31,606,411	164,855
775	90247	Pharmacists Life Ins Co	IA	37,174,626	30,362,716	6,811,910	7,452
520	67784	Philadelphia American Life Ins Co	TX	187,708,684	168,161,848	19,546,836	13,525
403	67814	Phoenix Life Ins Co	NY	16,714,605,994	15,866,488,574	848,117,420	39,875,475



**TABLE 1 - LICENSED LIFE INSURANCE COMPANIES  
ASSETS, LIABILITIES, CAPITAL AND SURPLUS, AND DIRECT WRITTEN PREMIUMS IN CONNECTICUT FOR 2007  
NON-DOMESTIC LIFE INSURERS**

NAIC GROUP CODE	NAIC COMPANY CODE	COMPANY NAME	STATE OF DOMICILE	ADMITTED ASSETS	LIABILITIES	CAPITAL & SURPLUS	DIRECT WRITTEN PREMIUMS
367	72125	Physicians Life Ins Co	NE	1,290,549,948	1,206,046,568	84,503,381	3,043,170
367	80578	Physicians Mut Ins Co	NE	1,389,129,257	629,102,448	760,026,809	299,945
619	67911	Pioneer Mut Life Ins Co	ND	458,568,762	429,136,446	29,432,316	957,057
	68039	Presidential Life Ins Co	NY	3,925,691,691	3,565,319,149	360,372,542	1,208,406
41	65919	Primerica Life Ins Co	MA	5,895,972,126	4,241,123,623	1,654,848,504	24,340,108
332	61271	Principal Life Ins Co	IA	135,714,881,712	132,017,396,021	3,697,485,690	177,336,290
332	71161	Principal Natl Life Ins Co	IA	11,580,630	127,726	11,452,904	0
549	68047	Professional Ins Co	TX	97,315,240	66,920,630	30,394,610	224,829
458	68136	Protective Life Ins Co	TN	25,800,879,575	24,003,934,989	1,796,944,586	40,488,491
565	68195	Provident Life & Accident Ins Co	TN	7,735,411,139	7,300,341,025	435,070,113	15,048,691
565	68209	Provident Life & Cas Ins Co	TN	685,522,271	586,475,886	99,046,385	2,830,964
304	79227	Pruco Life Ins Co	AZ	27,253,774,296	26,480,914,624	772,859,672	65,256,945
304	68241	Prudential Ins Co Of Amer	NJ	252,761,434,698	245,780,640,196	6,980,794,502	190,785,319
241	93572	RGA Reins Co	MO	11,821,492,433	10,637,358,768	1,184,133,665	0
181	70211	Reassure Amer Life Ins Co	IN	18,276,974,513	17,780,874,236	496,100,277	23,516,106
215	68357	Reliable Life Ins Co	MO	730,531,888	672,231,203	58,300,685	1,288
74	68381	Reliance Standard Life Ins Co	IL	3,240,629,252	2,783,081,246	457,548,006	16,351,003
229	67105	Reliastar Life Ins Co	MN	22,384,570,846	20,058,644,277	2,325,926,569	52,775,705
229	61360	Reliastar Life Ins Co Of NY	NY	3,251,995,151	2,965,045,193	286,949,958	12,326,868
477	61700	Renaissance L & H Ins Co of Amer	DE	34,861,370	9,735,017	25,126,353	3,832
4254	61506	Resource Life Ins Co	IL	103,153,962	88,349,734	14,804,229	(5,728)
749	92673	Revios Reins Canada Ltd	CA	28,329,486	6,163,732	22,165,753	0
4	65005	RiverSource Life Ins Co	MN	79,870,146,548	77,049,705,730	2,820,440,818	362,647,922
749	87017	Scor Global Life Re Ins Co of TX	TX	376,591,585	333,973,405	42,618,181	0
749	68446	Scor Life Ins Co	TX	18,040,672	10,925,255	7,115,415	0
41	69914	Sears Life Ins Co	TX	73,650,925	22,300,357	51,350,569	0
869	93742	Securian Life Ins Co	MN	141,542,651	22,592,821	118,949,830	7,787
870	68675	Security Benefit Life Ins Co	KS	12,341,315,068	11,738,952,867	602,362,201	36,701,695
229	68713	Security Life Of Denver Ins Co	CO	24,221,950,465	22,916,279,378	1,305,671,088	17,728,780
	68772	Security Mut Life Ins Co Of NY	NY	2,116,278,992	2,001,548,979	114,730,013	11,880,179
169	68810	Sentry Life Ins Co	WI	3,338,037,766	3,076,345,721	261,692,050	6,232,211
1211	97241	Settlers Life Ins Co	WI	381,810,616	333,013,118	48,797,496	7,605
829	71420	Sierra Health & Life Ins Co Inc	CA	133,494,394	70,433,319	63,061,071	0
1348	69019	Standard Ins Co	OR	13,265,338,273	12,250,957,381	1,014,380,892	30,916,501
408	86355	Standard Life & Accident Ins Co	OK	531,349,226	320,402,735	210,946,491	75,415
3704	69051	Standard Life Ins Co Of IN	IN	1,988,891,653	1,882,691,792	106,199,859	9,336,268



**TABLE 1 - LICENSED LIFE INSURANCE COMPANIES  
ASSETS, LIABILITIES, CAPITAL AND SURPLUS, AND DIRECT WRITTEN PREMIUMS IN CONNECTICUT FOR 2007  
NON-DOMESTIC LIFE INSURERS**

<b>NAIC GROUP CODE</b>	<b>NAIC COMPANY CODE</b>	<b>COMPANY NAME</b>	<b>STATE OF DOMICILE</b>	<b>ADMITTED ASSETS</b>	<b>LIABILITIES</b>	<b>CAPITAL &amp; SURPLUS</b>	<b>DIRECT WRITTEN PREMIUMS</b>
450	69078	Standard Security Life Ins Co Of NY	NY	367,198,928	257,550,756	109,648,172	1,620,875
	68985	Starmount Life Ins Co	LA	24,768,575	13,043,265	11,725,310	0
176	69094	State Farm Life & Accident Asr Co	IL	1,549,553,859	1,283,027,626	266,526,233	546,021
176	69108	State Farm Life Ins Co	IL	43,307,956,809	38,052,424,753	5,255,532,056	8,803,110
619	69116	State Life Ins Co	IN	2,504,180,763	2,353,382,137	150,798,626	1,837,937
468	65021	Stonebridge Life Ins Co	VT	2,206,086,016	1,964,551,858	241,534,171	6,148,775
549	79065	Sun Life Assur Co Of Canada US	DE	44,700,805,700	43,526,661,682	1,174,144,018	160,949,596
12	69256	Sunamerica Life Ins Co	AZ	39,454,567,710	34,733,224,708	4,721,343,002	183,476
588	69272	Sunset Life Ins Co Of Amer	MO	430,172,070	391,805,951	38,366,116	26,651
8	69310	Surety Life Ins Co	NE	12,600,069	993,545	11,606,524	636,315
1129	68608	Symetra Life Ins Co	WA	18,004,829,093	16,779,830,911	1,224,998,183	19,924,161
1129	90581	Symetra Natl Life Ins Co	WA	16,807,590	6,303,626	10,503,964	7,162
1216	60142	TIAA Cref Life Ins Co	NY	3,115,349,760	2,783,219,468	332,130,292	35,256,488
1216	69345	Teachers Ins & Ann Assoc Of Amer	NY	196,409,274,903	178,582,155,031	17,827,119,872	184,288,657
241	69396	Texas Life Ins Co	TX	630,854,947	585,141,170	45,713,783	26,155
4553	70435	The Savings Bank Life Ins Co Of MA	MA	2,055,984,914	1,856,004,159	199,980,755	2,662,810
2938	97721	Thrivent Life Ins Co	MN	3,664,564,029	3,486,487,956	178,076,073	79,433
19	69477	Time Ins Co	WI	812,867,383	558,359,482	254,507,901	16,985,165
896	69566	Trans World Assur Co	CA	331,958,650	264,838,353	67,120,298	64,584
468	70688	Transamerica Financial Life Ins Co	NY	17,771,744,889	16,958,449,963	813,294,926	20,468,809
468	86231	Transamerica Life Ins Co	IA	73,509,105,557	71,519,356,059	1,989,749,498	122,627,064
468	67121	Transamerica Occidental Life Ins Co	IA	31,011,957,970	27,414,019,709	3,597,938,261	27,884,930
276	61425	Trustmark Ins Co	IL	1,236,855,539	1,000,464,239	236,391,300	3,237,895
276	62863	Trustmark Life Ins Co	IL	361,680,502	189,983,406	171,697,095	14,714
769	80705	US Br Great West Life Assur Co	MI	145,615,793	108,800,892	36,814,901	651,478
549	80802	US Br SunLife Assur Co Of Canada	MI	14,719,905,912	14,169,230,774	550,675,138	38,421,626
	84654	US Branch Assumption Mut Life Ins Co	MA	12,414,245	138,391	12,275,855	4,263
769	80659	US Business of Canada Life Assur Co	MI	3,357,530,973	3,172,844,128	184,686,845	4,404,164
	80675	US Business of Crown Life Ins Co	MI	414,452,847	308,569,540	105,883,306	2,039,458
968	84530	US Financial Life Ins Co	OH	543,683,858	498,253,130	45,430,728	5,751,205
200	69663	USAA Life Ins Co	TX	10,862,262,253	9,897,136,741	965,125,511	32,007,616
876	94358	USAble Life	AR	239,530,295	140,221,973	99,308,320	0
781	86371	Ullico Life Ins Co	TX	14,292,854	3,366,853	10,926,001	22,297
671	80314	Unicare Life & Health Ins Co	IN	1,725,804,981	1,380,869,631	344,935,350	13,453,663
	11121	Unified Life Ins Co	TX	95,602,140	82,896,753	12,705,387	1,396
707	91529	Unimerica Ins Co	WI	135,192,042	90,098,142	45,093,900	0

**TABLE 1 - LICENSED LIFE INSURANCE COMPANIES  
ASSETS, LIABILITIES, CAPITAL AND SURPLUS, AND DIRECT WRITTEN PREMIUMS IN CONNECTICUT FOR 2007  
NON-DOMESTIC LIFE INSURERS**

<b>NAIC GROUP CODE</b>	<b>NAIC COMPANY CODE</b>	<b>COMPANY NAME</b>	<b>STATE OF DOMICILE</b>	<b>ADMITTED ASSETS</b>	<b>LIABILITIES</b>	<b>CAPITAL &amp; SURPLUS</b>	<b>DIRECT WRITTEN PREMIUMS</b>
943	80837	Union Central Life Ins Co	OH	7,284,871,050	6,963,812,540	321,058,510	14,171,162
350	62596	Union Fidelity Life Ins Co	IL	18,204,149,019	17,789,714,585	414,434,443	670,576
781	69744	Union Labor Life Ins Co	MD	4,058,034,518	3,931,830,426	126,204,092	2,727,287
19	70408	Union Security Ins Co	IA	7,195,167,472	6,756,243,516	438,923,956	10,634,025
290	92916	United American Ins Co	NE	1,309,631,500	1,141,160,614	168,470,886	13,872,440
19	91693	United Family Life Ins Co	GA	80,304,763	62,741,726	17,563,037	3,738
542	69922	United Home Life Ins Co	IN	59,190,965	43,305,616	15,885,349	61,864
215	69930	United Ins Co Of Amer	IL	2,055,249,126	1,851,052,398	204,196,728	2,437
290	94099	United Investors Life Ins Co	MO	3,058,371,933	2,668,729,663	389,642,270	576,802
261	69868	United Of Omaha Life Ins Co	NE	13,227,857,612	11,869,797,721	1,358,059,891	26,332,217
12	70106	United States Life Ins Co In NYC	NY	5,314,658,764	4,842,259,406	472,399,358	16,557,681
84	63479	United Teacher Assoc Ins Co	TX	499,286,186	433,634,898	65,651,288	947,817
786	63819	Unity Financial Life Ins Co	PA	57,747,401	51,000,657	6,746,744	11,190
786	70114	Unity Mut Life Ins Co	NY	320,911,394	301,631,029	19,280,365	360,587
212	70173	Universal Underwriters Life Ins Co	KS	328,939,851	282,532,128	46,407,721	(65,117)
565	62235	Unum Life Ins Co Of Amer	ME	16,438,518,655	14,948,015,742	1,490,502,912	73,825,973
12	70238	Variable Annuity Life Ins Co	TX	63,998,991,276	61,157,685,672	2,841,305,604	14,753,884
18	84549	Vista Life Ins Co	MI	40,796,424	6,150,587	34,645,837	0
233	70319	Washington Natl Ins Co	IL	2,473,581,370	2,037,995,843	435,585,526	2,594,816
458	70335	West Coast Life Ins Co	NE	3,130,421,068	2,831,043,721	299,377,347	9,684,767
468	91413	Western Reserve Life Assur Co of OH	OH	11,768,905,053	11,280,202,528	488,702,525	8,845,906
836	92622	Western Southern Life Assur Co	OH	9,294,093,634	8,600,442,999	693,650,635	316,103
872	66230	William Penn Life Ins Co Of NY	NY	976,985,832	866,509,885	110,475,947	2,188,597
4213	66133	Wilton Reassurance Company	MN	433,471,351	316,639,169	116,832,181	0
4213	60704	Wilton Reassurance Life Co of NY	NY	1,219,486,267	1,126,124,901	93,361,398	325,518
3527	70629	World Ins Co	NE	231,500,679	115,124,879	116,375,800	796,169
1285	88080	XL Life Ins and Annuity Co	IL	736,668,962	710,618,306	26,050,656	(8)
1285	80586	XL Re Life Amer Inc	DE	57,550,892	8,090,501	49,460,391	0
669	71323	Zale Life Ins Co	AZ	12,127,567	2,482,573	9,644,994	501
<b>TOTAL FOR 353 NON-DOMESTIC LIFE INSURERS</b>				<b>4,155,915,780,838</b>	<b>3,902,155,234,316</b>	<b>253,760,546,545</b>	<b>9,525,889,913</b>

**TABLE 2 - LICENSED PROPERTY AND CASUALTY INSURANCE COMPANIES  
ASSETS, LIABILITIES, CAPITAL AND SURPLUS, AND DIRECT WRITTEN PREMIUMS IN CONNECTICUT FOR 2007  
DOMESTIC PROPERTY AND CASUALTY INSURERS**

NAIC GROUP CODE	NAIC COMPANY CODE	COMPANY NAME	ADMITTED ASSETS	LIABILITIES	CAPITAL & SURPLUS	DIRECT WRITTEN PREMIUMS
3416	15610	AXIS Specialty Ins Co	270,421,106	139,352,438	131,068,668	69,518
1	36153	Aetna Ins Co of CT	18,984,981	1,307,092	17,677,889	155,931
3548	10819	American Equity Specialty Ins Co	78,051,734	48,372,584	29,679,150	0
3548	19062	Automobile Ins Co Of Hartford CT	964,543,776	656,426,479	308,117,297	16,242,206
	37540	Beazley Ins Co Inc	155,059,479	49,633,548	105,425,931	2,981,180
	11171	CBIA Comp Serv Inc	21,725,994	16,822,857	4,903,137	4,223,111
3548	25615	Charter Oak Fire Ins Co	836,143,678	607,758,099	228,385,579	47,695,848
31	33197	Cologne Reins Co Of Amer	110,886,319	70,586,416	40,299,903	0
1234	36609	Connecticut Life & Cas Ins Co	26,222,645	16,646,411	9,576,234	13,458,098
	15890	Connecticut Medical Ins Co	404,567,555	279,220,682	125,346,873	48,108,078
586	10062	Covenant Ins Co	62,534,972	38,319,852	24,215,119	31,458,748
38	44792	Executive Risk Speciality Ins Co	190,235,058	119,080,551	71,154,507	9,546,638
31	44784	Fairfield Ins Co	28,693,378	8,535,223	20,158,155	13,131
3548	41483	Farmington Cas Co	981,914,275	709,086,056	272,828,219	2,997,908
31	39136	Finial Reins Co	1,323,525,481	927,969,271	395,556,210	0
91	21822	First State Ins Co	995,664,464	962,833,419	32,831,045	0
31	37362	General Star Ind Co	1,060,250,913	390,457,402	669,793,511	898,543
31	38962	Genesis Ins Co	217,517,284	101,595,467	115,921,817	1,470,029
3548	42811	Gulf Underwriters Ins Co	50,731,558	1,273,419	49,458,140	0
	10829	Harbor Point Reins US Inc	523,197,920	15,635,235	507,562,685	(3,267)
91	22357	Hartford Accident & Ind Co	12,046,553,794	8,104,558,319	3,941,995,475	8,799,514
91	19682	Hartford Fire In Co	26,570,549,450	12,128,291,261	14,442,258,189	84,038,476
91	38261	Hartford Ins Co Of The Southeast	189,440,712	111,741,142	77,699,570	4,230,146
12	11452	Hartford Steam Boil Inspec & Ins Co	1,321,168,259	601,391,538	719,776,721	1,622,222
12	29890	Hartford Steam Boil Inspec Ins Co CT	95,497,865	52,246,403	43,251,462	3,551
91	30104	Hartford Underwriters Ins Co	1,551,801,541	898,943,977	652,857,564	82,173,831
1293	17221	Homesite Ins Co	112,914,168	63,533,972	49,380,196	7,490,827
175	32085	Litchfield Mut Fire Ins Co	9,700,403	5,514,045	4,186,358	3,066,623
50	14532	Middlesex Mut Assur Co	267,681,800	197,026,201	70,655,599	132,898,634
31	20052	National Liab & Fire Ins Co	1,203,062,035	573,893,780	629,168,254	4,368,512
91	21830	New England Ins Co	293,044,010	10,096,478	282,947,532	0
91	41629	New England Reins Corp	131,285,643	9,963,904	121,321,739	0



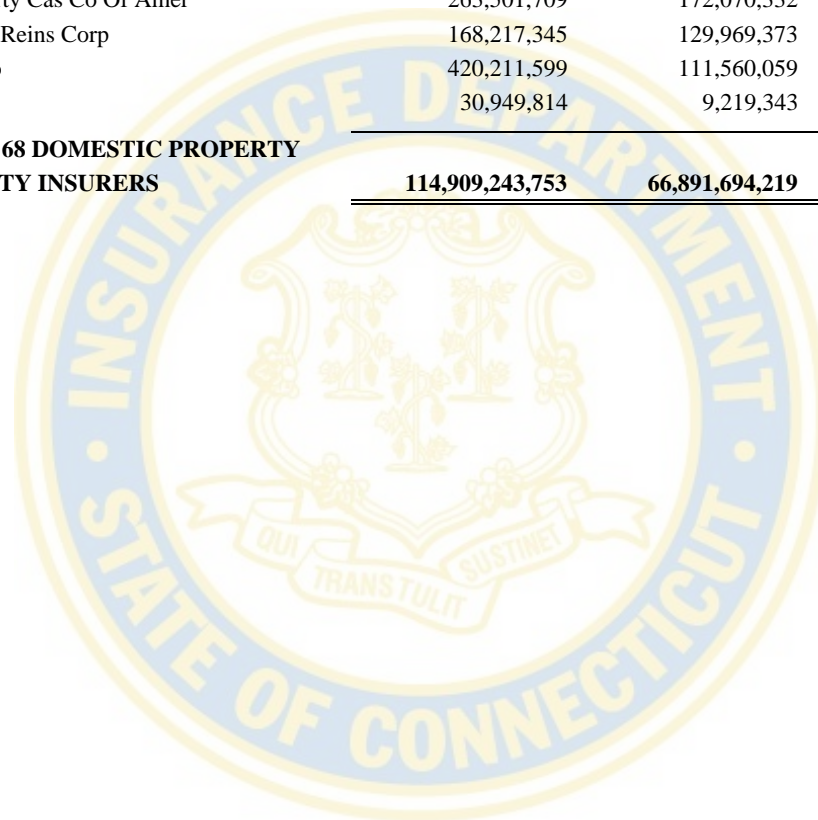
**TABLE 2 - LICENSED PROPERTY AND CASUALTY INSURANCE COMPANIES  
ASSETS, LIABILITIES, CAPITAL AND SURPLUS, AND DIRECT WRITTEN PREMIUMS IN CONNECTICUT FOR 2007  
DOMESTIC PROPERTY AND CASUALTY INSURERS**

<b>NAIC GROUP CODE</b>	<b>NAIC COMPANY CODE</b>	<b>COMPANY NAME</b>	<b>ADMITTED ASSETS</b>	<b>LIABILITIES</b>	<b>CAPITAL &amp; SURPLUS</b>	<b>DIRECT WRITTEN PREMIUMS</b>
787	14826	New London Cnty Mut Ins Co	133,618,648	71,028,125	62,590,523	42,633,677
91	39608	Nutmeg Ins Co	312,687,288	156,276,568	156,410,720	207,698
158	23680	Odyssey Amer Reins Co	6,855,730,711	3,932,972,633	2,922,758,078	0
457	29807	PXRE Reins Co	275,889,240	133,378,926	142,510,323	0
91	10046	Pacific Ins Co Ltd	677,351,584	379,548,552	297,803,032	23,074,122
175	30937	Patrons Fire Ins Co Of RI	3,043,419	58,531	2,984,888	0
175	14923	Patrons Mut Ins Co Of Ct	67,559,334	49,754,583	17,804,751	23,533,260
3548	25623	Phoenix Ins Co	3,569,463,726	2,395,810,759	1,173,652,967	26,000,361
175	43532	Provision State Ins Co	3,616,727	147,196	3,469,531	0
4071	23132	RVI Natl Ins Co	15,285,922	903,520	14,382,403	27,389
1234	43044	Response Ins Co	96,160,249	28,145,260	68,014,989	0
1234	20133	Response Worldwide Direct Auto Ins C	47,159,961	32,051,940	15,108,021	1,818,713
1234	26050	Response Worldwide Ins Co	68,764,964	46,554,447	22,210,517	0
4071	10344	Rvi Amer Ins Co	74,202,707	49,996,408	24,206,299	16,770,482
91	11000	Sentinel Ins Co Ltd	369,702,005	67,001,361	302,700,644	19,606,963
3548	19070	Standard Fire Ins Co	3,750,201,302	2,328,122,163	1,422,079,139	127,516,258
787	37354	Summit Ins Co	38,461,180	22,756,070	15,705,110	0
3548	28188	Travco Ins Co	196,799,167	129,332,146	67,467,020	6,833,626
3548	19038	Travelers Cas & Surety Co	15,376,976,596	9,968,392,334	5,408,584,262	17,335,882
3548	31194	Travelers Cas & Surety Co Of Amer	3,555,971,086	2,265,324,801	1,290,646,286	22,407,086
3548	36170	Travelers Cas Co Of CT	306,333,146	225,688,478	80,644,668	4,417,353
3548	19046	Travelers Cas Ins Co Of Amer	1,740,100,646	1,307,653,622	432,447,024	989,376
3548	40282	Travelers Commercial Cas Co	320,449,960	233,019,810	87,430,150	0
3548	36137	Travelers Commercial Ins Co	307,861,356	225,150,288	82,711,069	18,146,135
3548	29696	Travelers Excess & Surplus Lines Co	186,690,203	129,399,858	57,290,345	92,572
3548	27998	Travelers Home & Marine Ins Co	196,797,359	129,014,062	67,783,297	97,157,011
3548	25658	Travelers Ind Co	21,284,346,648	12,813,703,001	8,470,643,647	42,513,997
3548	25666	Travelers Ind Co Of Amer	502,787,650	368,436,688	134,350,962	60,991,051
3548	25682	Travelers Ind Co Of CT	987,959,041	658,952,952	329,006,089	22,415,929
3548	38130	Travelers Personal Ins Co	188,543,875	129,220,045	59,323,830	0
3548	36145	Travelers Personal Security Ins Co	192,073,648	129,349,695	62,723,954	15,996,911
3548	36161	Travelers Prop Cas Ins Co	210,201,688	143,616,769	66,584,918	0



**TABLE 2 - LICENSED PROPERTY AND CASUALTY INSURANCE COMPANIES  
ASSETS, LIABILITIES, CAPITAL AND SURPLUS, AND DIRECT WRITTEN PREMIUMS IN CONNECTICUT FOR 2007  
DOMESTIC PROPERTY AND CASUALTY INSURERS**

<b>NAIC GROUP CODE</b>	<b>NAIC COMPANY CODE</b>	<b>COMPANY NAME</b>	<b>ADMITTED ASSETS</b>	<b>LIABILITIES</b>	<b>CAPITAL &amp; SURPLUS</b>	<b>DIRECT WRITTEN PREMIUMS</b>
3548	25674	Travelers Property Cas Co Of Amer	263,501,709	172,070,332	91,431,376	57,943,280
1314	34894	Trenwick Amer Reins Corp	168,217,345	129,969,373	38,247,972	0
91	27120	Trumbull Ins Co	420,211,599	111,560,059	308,651,540	19,836,267
1234	26085	Warner Ins Co	30,949,814	9,219,343	21,730,471	2,189,510
<b>TOTALS FOR 68 DOMESTIC PROPERTY AND CASUALTY INSURERS</b>			<b>114,909,243,753</b>	<b>66,891,694,219</b>	<b>48,017,549,543</b>	<b>1,178,462,945</b>



**TABLE 2 - LICENSED PROPERTY AND CASUALTY INSURANCE COMPANIES  
ASSETS, LIABILITIES, CAPITAL AND SURPLUS, AND DIRECT WRITTEN PREMIUMS IN CONNECTICUT FOR 2007  
NON-DOMESTIC PROPERTY AND CASUALTY INSURERS**

NAIC GROUP CODE	NAIC COMPANY CODE	COMPANY NAME	STATE OF DOMICILE	ADMITTED ASSETS	LIABILITIES	CAPITAL & SURPLUS	DIRECT WRITTEN PREMIUMS
12	12963	21st Century Ins Co	CA	1,552,778,564	890,123,070	662,655,494	0
1278	10921	ACA Ins Co	AK	39,634,596	24,138,770	15,495,522	0
594	19984	ACIG Ins Co	IL	288,262,342	210,034,449	78,227,936	559
12	19402	AIG Cas Co	PA	4,835,789,903	2,951,765,452	1,884,024,451	17,779,043
12	34789	AIG Centennial Ins Co	PA	630,728,830	295,704,307	335,024,523	3,772,964
12	36587	AIG Natl Ins Co Inc	NY	50,729,977	32,487,557	18,242,420	39,854
12	22225	AIG Preferred Ins Co	PA	78,810,759	49,650,581	29,160,178	2,604,258
12	20796	AIG Premier Ins Co	PA	374,283,126	212,140,499	162,142,627	5,382,093
12	19399	AIU Ins Co	NY	3,104,196,330	1,705,704,002	1,398,492,328	31,344,050
	29530	AXA Art Ins Corp	NY	69,806,330	32,713,228	37,093,102	1,682,944
968	36552	AXA Corp Solutions Reins Co	DE	918,834,718	241,061,146	677,773,572	0
968	33022	AXA Ins Co	NY	158,152,884	59,895,445	98,257,439	4,471,123
968	16187	AXA Re Prop & Cas Ins Co	DE	62,902,377	34,156,768	28,745,609	0
3416	20370	AXIS Reins Co	NY	2,007,378,497	1,400,259,409	607,119,088	7,432,651
	22896	Aca Fin Guar Corp	MD	691,791,549	462,651,493	229,140,047	74,291
98	31325	Acadia Ins Co	NH	153,586,270	95,360,342	58,225,925	29,645,551
225	10349	Acceptance Cas Ins Co	NE	47,586,804	16,512,947	31,073,857	0
572	10166	Accident Fund Ins Co of Amer	MI	2,108,197,231	1,451,347,901	656,849,330	245,937
	26379	Accredited Surety & Cas Co Inc	FL	32,599,788	10,363,998	22,235,790	1,178,074
626	22667	Ace Amer Ins Co	PA	7,799,063,925	5,822,823,871	1,976,240,054	45,339,116
626	20702	Ace Fire Underwriters Ins Co	PA	90,804,997	32,196,820	58,608,177	956,194
626	10030	Ace Ind Ins Co	PA	32,410,347	18,208,893	14,201,454	0
626	20699	Ace Prop & Cas Ins Co	PA	5,965,997,449	4,085,939,771	1,880,057,678	10,160,470
	22950	Acstar Ins Co	IL	89,619,104	58,009,198	31,609,906	432,794
98	44318	Admiral Ind Co	DE	71,494,162	41,293,595	30,200,568	0
954	33987	Advanta Ins Co	AZ	19,197,223	620,290	18,576,933	0
	40517	Advantage Workers Comp Ins Co	IN	109,488,518	52,593,268	56,895,250	0
313	33898	Aegis Security Ins Co	PA	78,028,890	39,152,546	38,876,344	194,626
65	10014	Affiliated Fm Ins Co	RI	1,361,223,254	685,718,338	675,504,916	4,169,562
3596	42609	Affirmative Ins Co	IL	500,796,865	320,658,344	180,138,520	0
	42757	Agri Gen Ins Co	IA	601,366,750	144,389,323	456,977,427	0
	24899	Alea North America Ins Co	NY	453,690,249	289,470,000	164,220,249	7,417
5	19135	Alfa Mut Ins Co	AL	1,339,809,936	365,661,376	974,148,561	0

**TABLE 2 - LICENSED PROPERTY AND CASUALTY INSURANCE COMPANIES  
ASSETS, LIABILITIES, CAPITAL AND SURPLUS, AND DIRECT WRITTEN PREMIUMS IN CONNECTICUT FOR 2007  
NON-DOMESTIC PROPERTY AND CASUALTY INSURERS**

NAIC GROUP CODE	NAIC COMPANY CODE	COMPANY NAME	STATE OF DOMICILE	ADMITTED ASSETS	LIABILITIES	CAPITAL & SURPLUS	DIRECT WRITTEN PREMIUMS
36	20222	All Amer Ins Co	OH	232,773,097	133,885,597	98,887,519	1,975,816
	13285	Allegheny Cas Co	PA	22,171,287	5,910,977	16,260,310	207,559
1591	20273	Alliance Assur Co Of Amer	NY	7,170,173	0	7,170,173	0
761	35300	Allianz Global Risks US Ins Co	CA	4,707,822,151	1,108,358,843	3,599,463,308	13,714,302
8	29688	Allstate Fire & Cas Ins Co	IL	16,818,578	243,128	16,575,451	43,631,960
8	19240	Allstate Ind Co	IL	77,000,453	3,459,142	73,541,311	17,921,689
8	19232	Allstate Ins Co	IL	46,162,434,295	28,127,896,673	18,034,537,621	270,307,457
8	17230	Allstate Prop & Cas Ins Co	IL	68,884,359	749,316	68,135,043	81,363,009
1248	18708	Ambac Assur Corp	WI	10,791,563,779	7,475,421,128	3,316,142,651	10,399,601
361	19720	American Alt Ins Corp	DE	421,563,437	267,088,657	154,474,780	11,047,127
761	21849	American Automobile Ins Co	MO	447,529,524	250,851,319	196,678,205	3,450,065
19	10111	American Bankers Ins Co Of FL	FL	1,348,064,515	974,399,490	373,665,025	5,776,278
218	20427	American Cas Co Of Reading PA	PA	120,743,364	21,321	120,722,043	7,516,143
1129	10391	American Centennial Ins Co	DE	37,432,237	10,965,013	26,467,224	0
816	19941	American Commerce Ins Co	OH	387,941,826	242,294,749	145,647,077	391,820
4463	45934	American Compensation Ins Co	MN	130,270,403	83,749,180	46,521,221	50,813
984	10216	American Contractors Ind Co	CA	248,800,804	185,403,700	63,397,104	359,204
1326	38237	American Country Ins Co	IL	65,781,801	46,887,372	18,894,429	222,642
163	19690	American Economy Ins Co	IN	1,525,338,883	1,125,004,856	400,334,027	11,385,571
84	37990	American Empire Ins Co	OH	51,967,444	26,328,387	25,639,057	0
127	23450	American Family Home Ins Co	FL	447,224,154	308,198,740	139,025,414	(1,436)
111	24066	American Fire & Cas Co	OH	37,032,712	1,344,639	35,688,074	8,792,576
	40398	American Fuji Fire & Marine Ins Co	IL	106,084,208	25,181,926	80,902,282	0
12	24376	American Gen Ind Co	IL	50,952,187	12,155,740	38,796,447	0
12	31208	American Gen Prop Ins Co	TN	66,311,941	13,793,464	52,518,477	0
212	26247	American Guar & Liab Ins	NY	339,931,884	186,310,463	153,621,421	24,172,334
291	13331	American Hardware Mut Ins Co	OH	332,854,026	203,779,489	129,074,537	904,237
1125	39152	American Hlthcare Ind Co	DE	112,089,219	71,960,900	40,128,319	0
12	19380	American Home Assur Co	NY	28,856,269,427	21,559,313,091	7,296,956,336	81,281,664
761	21857	American Ins Co	OH	1,655,051,455	998,638,615	656,412,840	10,391,115
12	32220	American Intl Ins Co	NY	1,221,895,014	854,731,128	367,163,886	202,714
12	23795	American Intl Pacific Ins	CO	34,401,827	446,888	33,954,939	13,687,278
12	40258	American Intl S Ins Co	PA	37,913,030	1,081,028	36,832,002	4,677,038

**TABLE 2 - LICENSED PROPERTY AND CASUALTY INSURANCE COMPANIES  
ASSETS, LIABILITIES, CAPITAL AND SURPLUS, AND DIRECT WRITTEN PREMIUMS IN CONNECTICUT FOR 2007  
NON-DOMESTIC PROPERTY AND CASUALTY INSURERS**

NAIC GROUP CODE	NAIC COMPANY CODE	COMPANY NAME	STATE OF DOMICILE	ADMITTED ASSETS	LIABILITIES	CAPITAL & SURPLUS	DIRECT WRITTEN PREMIUMS
108	30562	American Manufacturers Mut Ins Co	IL	10,942,180	60,919	10,881,261	23,433
660	16810	American Mercury Ins Co	OK	363,632,373	240,179,289	123,453,084	0
127	23469	American Modern Home Ins Co	OH	877,724,844	595,101,757	282,623,087	2,983,364
127	38652	American Modern Select Ins Co	OH	82,945,836	60,720,665	22,225,171	0
108	22918	American Motorists Ins Co	IL	23,859,452	658,361	23,201,091	24,952
408	39942	American Natl Gen Ins Co	MO	99,226,959	28,824,160	70,402,799	0
	12190	American Pet Ins Co	NY	10,265,810	8,285	10,257,525	0
19	19615	American Reliable Ins Co	AZ	371,216,531	266,676,137	104,540,394	(676,553)
18	19631	American Road Ins Co	MI	675,244,738	308,876,074	366,368,664	1,167,585
19	42978	American Security Ins Co	DE	1,660,438,327	944,653,167	715,785,160	10,737,410
127	41998	American Southern Home Ins Co	FL	89,902,047	65,624,839	24,277,208	0
163	19704	American States Ins Co	IN	2,069,992,619	1,557,928,351	512,064,268	12,043,669
	31380	American Surety Co	IN	15,352,837	2,313,431	13,039,406	456,552
212	40142	American Zurich Ins Co	IL	263,666,267	85,419,847	178,246,420	13,869,776
766	30872	Amerin Guar Corp	IL	223,527,401	234,898,982	(11,371,581)	0
124	19488	Amerisure Ins Co	MI	607,016,108	440,219,659	166,796,449	6,079
124	23396	Amerisure Mut Ins Co	MI	1,719,367,364	1,124,606,894	594,760,470	52,057
	27928	Amex Assur Co	IL	232,390,855	86,722,095	145,668,760	5,468,377
828	42390	Amguard Ins Co	PA	263,526,254	201,995,143	61,531,111	724,059
28	19976	Amica Mut Ins Co	RI	4,077,429,748	1,787,553,695	2,289,876,053	124,158,558
1309	10984	Ansur Amer Ins	MI	55,761,821	25,599,627	30,162,194	579
586	10017	Arbella Ind Ins Co	MA	46,634,086	28,635,057	17,999,029	0
586	41360	Arbella Protection Ins Co	MA	232,753,936	137,344,548	95,409,388	0
1279	11150	Arch Ins Co	MO	1,464,993,714	924,446,147	540,547,567	14,902,532
1279	10348	Arch Reins Co	NE	1,114,503,089	395,523,516	718,979,573	0
457	19801	Argonaut Ins Co	IL	1,567,866,261	1,097,961,206	469,905,055	15,490,037
	41459	Armed Forces Ins Exch	KS	147,828,181	74,663,591	73,164,590	373,238
553	24678	Arrowood Ind Co	DE	2,998,163,220	2,552,535,982	445,627,238	(131,549)
553	41807	Arrowood Surplus Lines Ins Co	DE	296,092,579	131,704,619	164,387,960	0
761	21865	Associated Ind Corp	CA	177,620,305	105,784,133	71,836,172	8,206,794
212	19305	Assurance Co Of Amer	NY	91,259,325	71,603,709	19,655,616	8,432,866
626	30180	Assured Guar Corp	MD	1,361,538,502	961,967,238	399,571,264	0
3548	41769	Athena Assur Co	MN	198,335,316	138,662,747	59,672,569	(864)



**TABLE 2 - LICENSED PROPERTY AND CASUALTY INSURANCE COMPANIES  
ASSETS, LIABILITIES, CAPITAL AND SURPLUS, AND DIRECT WRITTEN PREMIUMS IN CONNECTICUT FOR 2007  
NON-DOMESTIC PROPERTY AND CASUALTY INSURERS**

NAIC GROUP CODE	NAIC COMPANY CODE	COMPANY NAME	STATE OF DOMICILE	ADMITTED ASSETS	LIABILITIES	CAPITAL & SURPLUS	DIRECT WRITTEM PREMIUMS
24	19895	Atlantic Mut Ins Co	NY	428,678,010	389,353,834	39,324,176	11,923,688
1129	27154	Atlantic Specialty Ins Co	NY	67,932,823	17,102,304	50,830,519	303,403
250	22586	Atlantic States Ins Co	PA	417,192,375	236,452,966	180,739,409	0
181	25422	Atradius Trade Credit Ins Co	MD	105,069,136	54,712,125	50,357,011	2,712,981
1129	34460	Autoone Ins Co	NY	73,756,518	28,240,728	45,515,790	0
984	10367	Avemco Ins Co	MD	123,444,564	53,785,652	69,658,912	425,754
3416	37273	Axis Ins Co	IL	479,872,338	94,815,157	385,057,181	2,328,230
23	38245	BCS Ins Co	OH	221,832,792	80,542,545	141,290,247	2,888,607
1330	24813	Balboa Ins Co	CA	2,175,411,214	1,299,534,598	875,876,616	15,606,523
	18538	Bancinsure Inc	OK	109,141,319	64,050,961	45,090,357	496,248
689	33162	Bankers Ins Co	FL	111,480,713	69,664,828	41,815,888	150,649
626	18279	Bankers Standard Ins Co	PA	297,808,031	192,390,709	105,417,322	2,572
22	19763	Bay State Ins Co	MA	288,605,259	105,670,330	182,934,930	0
	41394	Benchmark Ins Co	KS	88,970,145	49,203,848	39,766,297	0
98	32603	Berkley Ins Co	DE	7,014,516,566	4,804,396,425	2,210,120,141	0
98	29580	Berkley Regional Ins Co	DE	2,565,873,584	1,911,643,536	654,230,047	127,719
150	20095	Bituminous Cas Corp	IL	791,538,671	519,359,548	272,179,122	803
796	40754	Blue Ridge Ind Co	WI	59,699,211	43,049,672	16,649,538	0
796	24503	Blue Ridge Ins Co	WI	188,271,025	129,260,443	59,010,585	(1,521)
	27081	Bond Safeguard Ins Co	IL	43,661,767	25,004,123	18,657,644	370,070
212	19658	Bristol W Ins Co	OH	167,759,858	134,734,282	33,025,576	0
	13528	Brotherhood Mut Ins Co	IN	314,437,581	178,754,232	135,683,349	0
415	10394	Bunker Hill Ins Co	MA	41,629,924	21,658,868	19,971,056	5,595,397
479	23620	Burlington Ins Co	NC	420,286,954	287,960,564	132,326,390	867,690
	25771	CIFG Assur N Amer Inc	NY	204,542,362	138,449,675	66,092,687	0
79	22004	CIM Ins Corp	MI	17,418,551	3,783,531	13,635,020	0
306	40266	CMG Mortgage Ins Co	WI	335,861,636	258,849,771	77,011,865	506,852
33	20117	California Cas Ind Exch	CA	611,425,594	293,307,306	318,118,288	2,005,255
22	19771	Cambridge Mut Fire Ins Co	MA	521,002,054	240,042,983	280,959,072	9,604,605
1129	21946	Camden Fire Ins Assoc	NJ	73,951,586	700,262	73,251,324	0
	36340	Camico Mut Ins Co	CA	167,862,356	116,884,827	50,977,529	80,275
262	10464	Canal Ins Co	SC	1,377,428,345	846,918,209	530,510,136	2,593,307
528	20877	Capital Markets Assur Corp	NY	120,455,943	962,046	119,493,895	1,865

**TABLE 2 - LICENSED PROPERTY AND CASUALTY INSURANCE COMPANIES  
ASSETS, LIABILITIES, CAPITAL AND SURPLUS, AND DIRECT WRITTEN PREMIUMS IN CONNECTICUT FOR 2007  
NON-DOMESTIC PROPERTY AND CASUALTY INSURERS**

NAIC GROUP CODE	NAIC COMPANY CODE	COMPANY NAME	STATE OF DOMICILE	ADMITTED ASSETS	LIABILITIES	CAPITAL & SURPLUS	DIRECT WRITTEM PREMIUMS
501	10472	Capitol Ind Corp	WI	446,842,900	236,765,844	210,077,056	7,397
98	10510	Carolina Cas Ins Co	IA	872,987,503	615,587,610	257,399,893	6,490,797
	25950	Casco Ind Co	ME	24,383,532	12,417,911	11,965,622	1,429,232
3569	11255	Caterpillar Ins Co	MO	203,664,383	162,908,351	40,756,032	110,821
	10561	Catholic Relief Ins Co Of Amer	NE	113,870,264	78,356,562	35,513,702	0
24	19909	Centennial Ins Co	NY	182,974,768	167,820,012	15,154,756	701,378
36	20230	Central Mut Ins Co	OH	1,239,470,734	705,877,530	533,593,232	18,351,237
217	20249	Central Natl Ins Co Of Omaha	NE	34,051,720	22,803,186	11,248,534	0
31	34274	Central States Ind Co Of Omaha	NE	259,388,340	48,815,772	210,572,568	464,640
212	34649	Centre Ins Co	DE	345,363,809	246,353,342	99,010,467	0
471	42765	Centurion Cas Co	IA	348,795,333	17,525,995	331,269,338	0
626	20710	Century Ind Co	PA	998,943,069	973,943,069	25,000,000	0
	10642	Cherokee Ins Co	MI	249,313,468	168,331,687	80,981,781	71,358
761	22810	Chicago Ins Co	IL	285,938,430	153,513,980	132,424,450	1,169,351
38	12777	Chubb Ind Ins Co	NY	234,483,968	169,865,740	64,618,228	1,215,311
38	10052	Chubb Natl Ins Co	IN	189,134,057	124,382,371	64,751,686	4,070,980
344	10669	Church Ins Co	NY	53,909,109	35,045,445	18,863,664	0
	18767	Church Mut Ins Co	WI	1,178,569,396	789,165,567	389,403,829	3,452,144
244	10677	Cincinnati Ins Co	OH	10,019,658,449	5,712,508,439	4,307,150,009	498,813
88	31534	Citizens Ins Co Of Amer	MI	1,666,672,364	929,530,083	737,142,281	26,241,026
517	20532	Clarendon Natl Ins Co	NJ	950,458,111	510,681,820	439,776,290	2,308,781
158	25070	Clearwater Ins Co	DE	1,326,014,265	655,821,961	670,192,304	0
158	10019	Clearwater Select Ins Co	DE	100,867,913	15,953,889	84,914,024	0
	31887	Coface N Amer Ins Co	MA	94,976,804	44,570,166	50,406,638	2,277,200
212	34347	Colonial Amer Cas & Surety Co	MD	37,682,896	13,278,049	24,404,847	11,114
	10758	Colonial Surety Co	PA	26,919,940	16,527,037	10,392,903	561,634
12	19410	Commerce & Industry Ins Co	NY	8,622,519,611	5,934,585,626	2,687,933,985	23,905,683
816	34754	Commerce Ins Co	MA	2,878,108,869	1,750,267,372	1,127,841,497	0
3548	21296	Commercial Guar Cas Ins Co	IN	130,746,411	7,620,315	123,126,096	0
661	10794	Companion Commercial Ins Co	SC	12,327,309	3,931,963	8,395,346	0
661	12157	Companion Prop & Cas Ins Co	SC	456,666,485	305,553,509	151,112,976	0
	34711	Computer Ins Co	RI	41,200,670	2,820,892	38,379,778	105,606
1248	24961	Connie Lee Ins Co	WI	173,642,785	26,079,079	147,563,706	0

**TABLE 2 - LICENSED PROPERTY AND CASUALTY INSURANCE COMPANIES  
ASSETS, LIABILITIES, CAPITAL AND SURPLUS, AND DIRECT WRITTEN PREMIUMS IN CONNECTICUT FOR 2007  
NON-DOMESTIC PROPERTY AND CASUALTY INSURERS**

NAIC GROUP CODE	NAIC COMPANY CODE	COMPANY NAME	STATE OF DOMICILE	ADMITTED ASSETS	LIABILITIES	CAPITAL & SURPLUS	DIRECT WRITTEN PREMIUMS
218	20443	Continental Cas Co	IL	38,899,575,941	30,551,562,749	8,348,013,192	88,413,406
218	35289	Continental Ins Co	PA	4,258,804,305	2,189,046,956	2,069,757,349	7,322,220
98	10804	Continental Western Ins Co	IA	265,923,895	180,134,741	85,789,154	6,753,433
	37206	Contractors Bonding & Ins Co	WA	214,519,446	127,101,191	87,418,255	30,357
50	20982	Country Cas Ins Co	IL	76,494,258	17,123,483	59,370,775	0
50	20990	Country Mut Ins Co	IL	3,464,312,869	1,887,299,233	1,577,013,636	0
542	10022	Countryway Ins Co	NY	68,435,618	45,753,478	22,682,141	332,080
281	26492	Courtesy Ins Co	FL	431,035,495	294,752,860	136,282,635	106,201
306	10847	Cumis Ins Society Inc	IA	1,301,742,579	793,376,231	508,366,348	2,815,429
	10499	DaimlerChrysler Ins Co	MI	218,492,687	142,376,784	76,115,903	539,193
169	21164	Dairyland Ins Co	WI	1,183,285,026	722,809,352	460,475,677	8,594,254
1229	37346	Danbury Ins Co	MA	16,756,853	7,092,095	9,664,758	6,474,757
501	16624	Darwin Natl Assur Co	DE	585,943,013	367,143,139	218,799,875	1,521,917
	16705	Dealers Assur Co	OH	64,032,623	36,055,657	27,976,966	0
785	37184	Deerfield Ins Co	IL	60,827,114	14,651,143	46,175,971	0
4381	35408	Delos Ins Co	DE	462,981,753	255,220,421	207,761,332	9,039,836
	40975	Dentists Ins Co	CA	241,650,956	101,186,151	140,464,805	0
75	12718	Developers Surety & Ind Co	IA	129,733,301	65,328,439	64,404,862	77,736
920	42048	Diamond State Ins Co	IN	184,591,153	63,899,323	120,691,828	1,286,146
3548	36463	Discover Prop & Cas Ins Co	IL	112,954,277	66,572,593	46,381,684	2,584,596
831	34495	Doctors Co An Interins Exch	CA	2,099,948,790	1,295,802,976	804,145,814	176,286
144	13706	Dorchester Mut Ins Co	MA	49,842,853	24,291,512	25,551,341	0
1591	39659	Eastern Cas Ins Co	MA	67,260,509	49,953,242	17,307,267	0
828	14702	Eastguard Ins Co	PA	79,438,988	61,255,198	18,183,790	220,902
241	22926	Economy Fire & Cas Co	IL	360,127,518	14,772,383	345,355,137	0
241	38067	Economy Preferred Ins Co	IL	8,230,641	16,024	8,214,614	0
241	40649	Economy Premier Assur Co	IL	34,141,445	209,661	33,931,782	14,665,922
57	21261	Electric Ins Co	MA	1,246,018,444	874,042,324	371,976,121	24,879,219
62	40509	Emc Reins Co	IA	256,659,367	157,568,678	99,090,689	0
212	21326	Empire Fire & Marine Ins Co	NE	196,843,506	142,195,111	54,648,395	11,547,172
	21350	Empire Ins Co	NY	109,460,695	45,187,988	64,272,707	0
1129	20648	Employers Fire Ins Co	MA	101,248,632	42,559,060	58,689,572	10,067,085
111	21458	Employers Ins of Wausau	WI	4,077,177,589	2,778,765,619	1,298,411,970	3,278,712



**TABLE 2 - LICENSED PROPERTY AND CASUALTY INSURANCE COMPANIES  
ASSETS, LIABILITIES, CAPITAL AND SURPLUS, AND DIRECT WRITTEN PREMIUMS IN CONNECTICUT FOR 2007  
NON-DOMESTIC PROPERTY AND CASUALTY INSURERS**

NAIC GROUP CODE	NAIC COMPANY CODE	COMPANY NAME	STATE OF DOMICILE	ADMITTED ASSETS	LIABILITIES	CAPITAL & SURPLUS	DIRECT WRITTEN PREMIUMS
62	21415	Employers Mut Cas Co	IA	2,151,774,292	1,255,549,569	896,224,723	6,483,009
181	39845	Employers Reins Corp	MO	10,594,632,330	7,532,619,020	3,062,013,310	1,843,862
8	15130	Encompass Ind Co	IL	22,448,513	501,249	21,947,264	18,539,312
8	10071	Encompass Ins Co Of Amer	IL	20,960,793	196,290	20,764,503	24,963,137
213	26271	Erie Ins Exch	PA	9,961,848,856	5,194,324,867	4,767,523,989	0
1129	37915	Essentia Ins Co	MO	40,159,716	179,113	39,980,603	0
1129	25712	Esurance Ins Co	WI	440,125,532	318,109,605	122,015,926	12,142,170
1129	30210	Esurance Prop & Cas Ins Co	CA	89,392,576	64,239,149	25,153,427	0
761	20516	Euler Hermes Amer Credit Ind Co	MD	362,072,586	189,962,968	172,109,619	5,762,474
1120	10120	Everest Natl Ins Co	DE	448,436,421	269,798,965	178,637,455	1,111,309
1120	26921	Everest Reins Co	DE	9,661,761,764	6,775,202,497	2,886,559,267	83,815
3592	12750	Evergreen Natl Ind Co	OH	47,278,396	15,960,777	31,317,619	125,237
111	11045	Excelsior Ins Co	NH	43,547,761	605,867	42,941,894	17,829,689
317	43460	FFG Ins Co	TX	178,722,823	141,077,420	37,645,403	0
65	21482	Factory Mut Ins Co	RI	9,961,924,333	4,191,416,676	5,770,507,657	44,846,230
158	18864	Fairmont Ins Co	CA	41,188,722	16,884,242	24,304,477	0
158	25518	Fairmont Premier Ins Co	CA	206,927,583	29,768,949	177,158,634	62,168
158	24384	Fairmont Specialty Ins Co	DE	228,131,046	102,979,507	125,151,539	162,988
408	13803	Farm Family Cas Ins Co	NY	948,402,687	667,557,348	280,845,339	23,996,148
569	13897	Farmers Mut Hail Ins Co Of IA	IA	388,103,817	122,798,050	265,305,767	0
38	20281	Federal Ins Co	IN	29,671,057,233	16,793,877,867	12,877,179,366	145,640,752
7	13935	Federated Mut Ins Co	MN	3,905,197,221	2,120,794,679	1,784,402,543	8,878,334
7	28304	Federated Serv Ins Co	MN	363,174,413	241,520,507	121,653,907	651,998
212	39306	Fidelity & Deposit Co Of MD	MD	315,360,399	114,761,758	200,598,641	6,075,657
3548	35386	Fidelity & Guar Ins Co	IA	28,322,909	9,036,568	19,286,340	438,806
3548	25879	Fidelity & Guar Ins Underwriters Inc	WI	88,404,254	55,831,812	32,572,442	(14,831)
670	16578	Fidelity Natl Prop & Cas Ins Co	NY	95,753,057	24,798,872	70,954,185	2,411,020
	35009	Financial Cas & Surety Inc	TX	15,924,025	5,055,857	10,868,168	42,349
1135	12815	Financial Guar Ins Co	NY	4,298,781,176	4,037,872,417	260,908,759	0
194	18287	Financial Security Assur Inc	NY	4,289,263,705	2,660,324,125	1,628,939,580	1,491,321
31	22730	Finial Ins Co	NJ	57,681,826	11,667,110	46,014,716	(1,566)
761	21873	Firemans Fund Ins Co	CA	9,982,460,921	7,088,251,769	2,894,209,152	20,941,722
98	21784	Firemens Ins Co Of Washington DC	DE	112,977,060	80,966,833	32,010,228	4,924,127



**TABLE 2 - LICENSED PROPERTY AND CASUALTY INSURANCE COMPANIES  
ASSETS, LIABILITIES, CAPITAL AND SURPLUS, AND DIRECT WRITTEN PREMIUMS IN CONNECTICUT FOR 2007  
NON-DOMESTIC PROPERTY AND CASUALTY INSURERS**

NAIC GROUP CODE	NAIC COMPANY CODE	COMPANY NAME	STATE OF DOMICILE	ADMITTED ASSETS	LIABILITIES	CAPITAL & SURPLUS	DIRECT WRITTEM PREMIUMS
70	37710	First Amer Prop & Cas Ins Co	CA	83,446,786	37,382,597	46,064,190	87,357
111	33588	First Liberty Ins Corp	IA	47,641,180	25,900,584	21,740,596	8,701,426
163	24724	First Natl Ins Co Of Amer	WA	254,088,224	179,272,616	74,815,608	4,846,459
	28519	First Sealord Surety Inc	PA	12,788,242	959,016	11,829,226	770,169
	27626	Firstcomp Ins Co	NE	264,668,974	204,132,734	60,536,240	310,361
144	13943	Fitchburg Mut Ins Co	MA	70,453,160	33,523,560	36,929,600	0
349	13978	Florists Mut Ins Co	IL	162,666,034	106,308,227	56,357,807	2,027,547
1129	38776	Folksamerica Reins Co	NY	2,819,204,451	1,892,591,424	926,613,027	0
212	11185	Foremost Ins Co	MI	1,902,835,939	1,287,217,803	615,618,136	6,356,199
212	11800	Foremost Prop & Cas Ins Co	MI	39,517,517	24,075,950	15,441,567	512,882
508	10801	Fortress Ins Co	IL	49,394,526	28,479,207	20,915,319	1,646,152
1309	13986	Frankenmuth Mut Ins Co	MI	981,110,916	603,436,711	377,674,206	192,447
961	34266	Frontier Ins Co	NY	133,452,446	236,797,203	(103,344,757)	(14,518)
79	11054	GMAC Direct Ins Co	MO	9,199,807	629,401	8,570,406	0
79	11044	GMAC Ins Co Online Inc	MO	11,261,016	802,284	10,458,732	0
200	21253	Garrison Prop & Cas Ins Co	TX	109,348,537	71,012,128	38,336,409	438,116
31	41491	Geico Cas Co	MD	245,726,724	126,648,915	119,077,809	11,876,143
31	35882	Geico Gen Ins Co	MD	153,862,251	77,433,739	76,428,512	145,670,924
31	22055	Geico Ind Co	MD	4,514,020,517	2,686,777,562	1,827,242,955	53,325,039
796	24414	General Cas Co Of WI	WI	1,558,130,280	813,506,538	744,623,742	31,724,763
163	24732	General Ins Co Of Amer	WA	2,432,373,782	1,838,026,406	594,347,376	13,695,727
31	22039	General Reins Corp	DE	16,414,666,605	6,527,059,905	9,887,606,700	938,022
749	39322	General Security Natl Ins Co	NY	349,415,745	258,127,713	91,288,032	0
1169	11231	Generali Us Branch	NY	70,640,283	32,862,230	37,778,053	201
4011	41432	Genworth Home Equity Ins Corp	NC	12,285,444	386,034	11,899,410	0
4011	38458	Genworth Mortgage Ins Corp	NC	2,817,420,406	2,573,921,381	243,499,025	8,658,746
4011	16675	Genworth Mortgage Ins Corp Of NC	NC	275,212,575	224,077,114	51,135,461	0
4011	29823	Genworth Residential Mortgage Ins Co	NC	111,054,991	76,571,713	34,483,278	195,583
517	41343	Gerling Amer Ins Co	NY	173,854,801	82,908,661	90,946,143	15,068,128
604	21032	Global Reins Corp Of Amer	NY	595,978,866	464,017,132	131,961,734	0
604	11266	Global Reins Corp US Branch	NY	274,452,899	238,053,413	36,399,486	0
111	11312	Globe Amer Cas Co	OH	8,604,153	364,874	8,239,279	0
31	22063	Government Employees Ins Co	MD	12,908,294,425	7,803,913,242	5,104,381,183	45,425,566

**TABLE 2 - LICENSED PROPERTY AND CASUALTY INSURANCE COMPANIES  
ASSETS, LIABILITIES, CAPITAL AND SURPLUS, AND DIRECT WRITTEN PREMIUMS IN CONNECTICUT FOR 2007  
NON-DOMESTIC PROPERTY AND CASUALTY INSURERS**

NAIC GROUP CODE	NAIC COMPANY CODE	COMPANY NAME	STATE OF DOMICILE	ADMITTED ASSETS	LIABILITIES	CAPITAL & SURPLUS	DIRECT WRITTEM PREMIUMS
12	23809	Granite State Ins Co	PA	45,303,759	11,716,852	33,586,907	13,119,330
201	25984	Graphic Arts Mut Ins Co	NY	128,532,903	80,512,535	48,020,368	7,267,630
84	26832	Great Amer Alliance Ins Co	OH	26,467,799	17,678	26,450,121	779,701
84	26344	Great Amer Assur Co	OH	16,385,873	11,383	16,374,490	8,579,135
84	16691	Great Amer Ins Co	OH	5,358,846,081	3,999,010,283	1,359,835,798	10,965,226
84	22136	Great Amer Ins Co of NY	NY	56,999,564	41,176	56,958,388	9,834,128
84	31135	Great Amer Security Ins Co	OH	17,028,169	33,866	16,994,303	(5,921)
84	33723	Great Amer Spirit Ins Co	OH	18,641,854	26,869	18,614,985	355,384
98	25224	Great Divide Ins Co	ND	141,635,703	75,622,000	66,013,703	1,032,024
38	20303	Great Northern Ins Co	IN	1,519,598,704	1,145,323,438	374,275,266	79,929,160
150	11371	Great West Cas Co	NE	1,595,042,049	1,122,006,272	473,035,777	3,659
222	22187	Greater NY Mut Ins Co	NY	813,020,390	488,548,027	324,472,363	6,302,092
1285	22322	Greenwich Ins Co	DE	816,605,745	449,404,146	367,201,599	10,082,678
	36650	Guarantee Co Of N Amer USA	MI	167,995,812	58,236,979	109,758,833	27,060
303	15032	Guideone Mut Ins Co	IA	1,020,087,622	670,926,519	349,161,103	1,289,684
352	28657	HSBC Ins Co of DE	DE	507,819,496	109,334,001	398,485,495	0
88	36064	Hanover Amer Ins Co	NH	15,352,768	16,468	15,336,300	28,555,767
88	22292	Hanover Ins Co	NH	4,330,777,214	2,664,404,342	1,666,372,872	19,444,167
225	26433	Harco Natl Ins Co	IL	421,386,270	239,946,445	181,439,825	1,247,167
253	33235	Harleysville Ins Co of NY	NY	83,444,209	65,425,654	18,018,555	0
253	14168	Harleysville Mut Ins Co	PA	1,559,613,958	833,079,487	726,534,471	3,376,926
253	35696	Harleysville Preferred Ins Co	PA	678,300,444	505,253,081	173,047,363	5,123,671
253	26182	Harleysville Worcester Ins Co	PA	586,552,243	449,283,876	137,268,367	30,180,852
91	29424	Hartford Cas Ins Co	IN	2,164,551,152	1,244,331,584	920,219,568	67,355,870
91	37478	Hartford Ins Co Of The Midwest	IN	325,940,157	112,429,492	213,510,665	79,777,820
350	32077	Heritage Cas Ins Co	IL	115,662,766	32,979,732	82,683,034	71,600
	39527	Heritage Ind Co	CA	174,138,802	107,271,246	66,867,555	2,349,297
3495	10068	Hillstar Ins Co	IN	6,616,737	1,099,457	5,517,280	0
1229	14192	Hingham Mut Fire Ins Co	MA	125,268,166	71,390,424	53,877,742	687,161
	10200	Hiscox Ins Co Inc	IL	60,002,692	9,335,788	50,666,904	31,404
50	14206	Holyoke Mut Ins Co In Salem	MA	173,621,961	94,778,127	78,843,834	69,515
300	22578	Horace Mann Ins Co	IL	392,234,427	243,252,217	148,982,210	3,399,586
300	22756	Horace Mann Prop & Cas Ins Co	CA	145,767,804	88,441,176	57,326,628	0

**TABLE 2 - LICENSED PROPERTY AND CASUALTY INSURANCE COMPANIES  
ASSETS, LIABILITIES, CAPITAL AND SURPLUS, AND DIRECT WRITTEN PREMIUMS IN CONNECTICUT FOR 2007  
NON-DOMESTIC PROPERTY AND CASUALTY INSURERS**

NAIC GROUP CODE	NAIC COMPANY CODE	COMPANY NAME	STATE OF DOMICILE	ADMITTED ASSETS	LIABILITIES	CAPITAL & SURPLUS	DIRECT WRITTEM PREMIUMS
4359	10069	Housing Authority Prop A Mut Co	VT	150,617,527	69,558,212	81,059,315	0
1129	38849	Houston Gen Ins Co	TX	40,787,577	24,668,412	16,119,165	0
158	25054	Hudson Ins Co	DE	390,766,359	270,662,954	120,103,405	642,647
4	29068	IDS Prop Cas Ins Co	WI	991,211,450	566,922,196	424,289,255	10,181,019
12	23817	Illinois Natl Ins Co	IL	65,271,147	8,024,830	57,246,317	38,969,010
3499	11487	Imperial Cas & Ind Co	OK	29,016,918	17,869,052	11,147,866	0
626	43575	Indemnity Ins Co Of North Amer	PA	383,170,359	269,288,094	113,882,265	23,876,653
450	26581	Independence Amer Ins Co	DE	73,563,555	32,210,188	41,353,367	0
246	14265	Indiana Lumbermens Mut Ins Co	IN	129,487,372	80,931,594	48,555,778	17,390
3495	21792	Infinity Cas Ins Co	OH	8,454,895	1,111,347	7,343,548	0
3495	22268	Infinity Ins Co	IN	1,541,076,203	1,067,703,154	473,373,049	22,149,219
3495	37001	Infinity Premier Ins Co	IN	6,885,282	1,099,786	5,785,496	0
3495	38873	Infinity Security Ins Co	IN	7,835,613	1,099,406	6,736,207	477,828
3495	20260	Infinity Select Ins Co	IN	7,010,053	1,134,519	5,875,534	72,990
3495	12599	Infinity Standard Ins Co	IN	31,248,416	22,122,826	9,125,590	2,104,223
3596	38806	Insura Prop & Cas Ins Co	IL	38,243,781	13,040,205	25,203,576	0
222	22195	Insurance Co Of Greater NY	NY	100,316,929	56,403,244	43,913,685	8,378,751
12	19429	Insurance Co Of The State Of PA	PA	4,806,873,596	2,906,500,437	1,900,373,159	47,782,851
626	22713	Insurance Co of N Amer	PA	712,620,871	479,508,026	233,112,845	674,335
1314	18341	Insurance Corp Of NY	NY	87,329,466	179,284,626	(91,955,160)	0
79	27930	Integon Cas Ins Co	NC	47,433,040	34,053,173	13,379,867	3,780
79	29742	Integon Natl Ins Co	NC	183,702,385	131,345,442	52,356,943	0
79	31488	Integon Preferred Ins Co	NC	31,443,049	18,221,025	13,222,024	6,622
	11592	International Fidelity Ins Co	NJ	170,693,907	84,361,155	86,332,753	2,563,763
761	22837	Interstate Ind Co	IL	147,418,598	75,605,088	71,813,510	(658)
	23647	Ironshore Ind Inc	MN	31,087,833	128,771	30,959,062	0
761	11630	Jefferson Ins Co	NY	21,336,041	11,275,059	10,060,981	0
	14354	Jewelers Mut Ins Co	WI	197,766,868	78,495,274	119,271,594	1,557,096
108	27138	Kemper Cas Ins Co	IL	26,702,923	14,085,455	12,617,468	0
215	10914	Kemper Independence Ins Co	IL	117,388,594	96,504,076	20,884,518	21,543,961
771	11681	Keystone Ins Co	PA	400,817,983	269,438,953	131,379,028	298,496
111	36447	LM Gen Ins Co	DE	9,917,009	3,169,191	6,747,818	0
111	33600	LM Ins Corp	IA	71,238,882	51,510,827	19,728,055	16,373,346



**TABLE 2 - LICENSED PROPERTY AND CASUALTY INSURANCE COMPANIES  
ASSETS, LIABILITIES, CAPITAL AND SURPLUS, AND DIRECT WRITTEN PREMIUMS IN CONNECTICUT FOR 2007  
NON-DOMESTIC PROPERTY AND CASUALTY INSURERS**

NAIC GROUP CODE	NAIC COMPANY CODE	COMPANY NAME	STATE OF DOMICILE	ADMITTED ASSETS	LIABILITIES	CAPITAL & SURPLUS	DIRECT WRITTEM PREMIUMS
111	36439	LM Personal Ins Co	DE	8,398,239	1,612,933	6,785,306	0
111	32352	LM Prop & Cas Ins Co	IN	242,741,756	74,778,910	167,962,846	0
	26077	Lancer Ins Co	IL	615,903,056	490,476,170	125,426,886	2,323,412
	37940	Lexington Natl Ins Corp	MD	45,739,934	32,453,696	13,286,238	65,497
111	42404	Liberty Ins Corp	IL	1,198,834,163	834,837,352	363,996,810	36,171,885
111	19917	Liberty Ins Underwriters Inc	NY	148,455,198	62,008,374	86,446,824	4,204,747
111	23035	Liberty Mut Fire Ins Co	WI	3,565,128,451	2,603,833,443	961,295,008	205,803,696
111	23043	Liberty Mut Ins Co	MA	34,829,204,572	23,005,904,618	11,823,299,954	22,351,963
111	14486	Liberty Mut Mid Atlantic Ins Co	PA	15,601,624	1,512,638	14,088,986	0
1326	33855	Lincoln Gen Ins Co	PA	409,209,434	274,311,758	134,897,676	5,834,187
946	14435	Lumber Mut Ins Co	MA	41,751,055	37,058,444	4,692,616	0
108	22977	Lumbermens Mut Cas Co	IL	1,684,247,514	1,533,583,128	150,664,386	(2,086)
	23108	Lumbermens Underwriting Alliance	MO	361,641,423	252,260,636	109,380,787	190,229
458	35769	Lyndon Prop Ins Co	MO	475,549,680	331,111,352	144,438,328	746,909
17	10051	Lyndon Southern Ins Co	LA	17,256,849	7,209,569	10,047,280	0
528	12041	MBIA Ins Corp	NY	11,410,224,019	7,747,172,339	3,663,051,680	6,416,925
528	23825	MBIA Ins Corp Of IL	IL	181,602,136	3,409,925	178,192,211	0
	40150	MGA Ins Co Inc	TX	208,701,797	112,676,038	96,025,759	0
105	10682	MGIC Credit Assur Corp	WI	45,215,464	5,332,100	39,883,364	0
105	18740	MGIC Ind Corp	WI	23,532,106	476,417	23,055,689	6,433
79	38660	MIC Gen Ins Corp	MI	45,651,519	32,629,991	13,021,528	0
79	38601	MIC Prop & Cas Ins Corp	MI	148,901,819	103,012,370	45,889,452	27,199
767	36897	Manufacturers Alliance Ins Co	PA	197,303,062	137,249,731	60,053,331	1,666,291
785	28932	Markel Amer Ins Co	VA	402,770,476	298,319,304	104,451,172	896,091
785	38970	Markel Ins Co	IL	643,454,318	531,933,553	111,520,765	5,054,901
212	19356	Maryland Cas Co	MD	584,716,035	181,756,125	402,959,911	18,368,761
88	22306	Massachusetts Bay Ins Co	NH	45,270,613	572,480	44,698,133	17,446,099
1210	34231	Medical Liab Mut Ins Co	NY	5,156,243,406	4,894,251,573	261,991,833	0
31	11843	Medical Protective Co	IN	1,805,155,499	1,165,452,156	639,703,343	1,370,230
1113	22241	Medmarc Cas Ins Co	VT	111,430,803	66,477,854	44,952,949	401,066
1332	11030	Memic Ind Co	NH	135,196,685	80,008,001	55,188,684	5,363,172
1326	22454	Mendakota Ins Co	MN	25,434,070	16,530,541	8,903,529	0
1326	33650	Mendota Ins Co	MN	55,641,923	32,040,738	23,601,185	0



**TABLE 2 - LICENSED PROPERTY AND CASUALTY INSURANCE COMPANIES  
ASSETS, LIABILITIES, CAPITAL AND SURPLUS, AND DIRECT WRITTEN PREMIUMS IN CONNECTICUT FOR 2007  
NON-DOMESTIC PROPERTY AND CASUALTY INSURERS**

NAIC GROUP CODE	NAIC COMPANY CODE	COMPANY NAME	STATE OF DOMICILE	ADMITTED ASSETS	LIABILITIES	CAPITAL & SURPLUS	DIRECT WRITTEN PREMIUMS
215	31968	Merastar Ins Co	IN	24,840,658	11,479,278	13,361,380	361,094
3479	14494	Merchants Bonding Co a Mut	IA	74,775,969	24,198,619	50,577,350	158,885
1330	24821	Meritplan Ins Co	CA	140,323,388	73,945,583	66,377,805	7,657,526
22	19798	Merrimack Mut Fire Ins Co	MA	864,717,222	345,994,859	518,722,365	11,719,397
241	40169	Metropolitan Cas Ins Co	RI	48,711,456	1,107,275	47,604,182	1,324,965
241	25321	Metropolitan Drt Prop & Cas Ins Co	RI	24,979,817	354,775	24,625,039	0
241	39950	Metropolitan Gen Ins Co	RI	31,204,857	841,860	30,362,998	837,194
241	34339	Metropolitan Grp Prop & Cas Ins Co	RI	390,155,438	112,960,471	277,194,963	49,404,208
241	26298	Metropolitan Prop & Cas Ins Co	RI	5,333,546,608	3,507,716,949	1,825,829,663	81,751,880
169	23434	Middlesex Ins Co	WI	644,473,962	412,633,035	231,840,930	5,149,404
98	23612	Midwest Employers Cas Co	DE	326,072,294	197,110,287	128,962,008	2,649,985
111	23515	Midwestern Ind Co	OH	16,210,713	600,021	15,610,692	0
	42234	Minnesota Lawyers Mut Ins Co	MN	108,023,921	52,977,016	55,046,904	907,186
2978	20362	Mitsui Sumitomo Ins Co of Amer	NY	674,579,746	460,510,956	214,068,790	1,561,753
2978	22551	Mitsui Sumitomo Ins USA Inc	NY	105,629,668	54,731,553	50,898,115	82,024
105	29858	Mortgage Guar Ins Corp	WI	7,110,368,721	5,851,838,701	1,258,530,020	16,226,602
79	22012	Motors Ins Corp	MI	6,601,523,161	4,718,104,677	1,883,418,484	613,461
361	10227	Munich Reins Amer Inc	DE	17,948,045,778	13,626,411,022	4,321,634,756	0
2638	15865	NCMIC Ins Co	IA	512,752,071	346,148,304	166,603,767	1,326,765
311	14788	NGM Ins Co	FL	1,817,113,917	1,197,546,102	619,567,815	74,885,088
497	43001	Narragansett Bay Ins Co	RI	35,228,090	3,946,335	31,281,756	0
	23663	National Amer Ins Co	OK	140,881,643	90,632,108	50,249,535	0
140	11991	National Cas Co	WI	185,511,172	81,937,440	103,573,732	10,731,580
796	16217	National Farmers Union Prop & Cas	CO	266,673,373	143,538,288	123,135,085	17,457
218	20478	National Fire Ins Co Of Hartford	IL	221,702,391	34,860,278	186,842,113	20,544,776
79	42447	National Gen Assur Co	MO	39,571,378	19,406,774	20,164,604	0
79	23728	National Gen Ins Co	MO	100,678,448	58,875,624	41,802,822	3,242,910
31	20087	National Ind Co	NE	74,163,534,479	38,581,576,882	35,581,957,597	3,700,502
84	32620	National Interstate Ins Co	OH	694,674,348	512,372,746	182,301,601	6,852,153
31	34835	National Reins Corp	DE	785,706,383	163,610,455	622,095,928	0
93	22608	National Specialty Ins Co	TX	28,485,174	13,088,154	15,397,021	346,551
761	21881	National Surety Corp	IL	585,417,525	366,435,575	218,981,950	10,914,880
12	19445	National Union Fire Ins Co Of Pitts	PA	34,575,350,644	22,418,356,518	12,156,994,126	45,843,751

**TABLE 2 - LICENSED PROPERTY AND CASUALTY INSURANCE COMPANIES  
ASSETS, LIABILITIES, CAPITAL AND SURPLUS, AND DIRECT WRITTEN PREMIUMS IN CONNECTICUT FOR 2007  
NON-DOMESTIC PROPERTY AND CASUALTY INSURERS**

NAIC GROUP CODE	NAIC COMPANY CODE	COMPANY NAME	STATE OF DOMICILE	ADMITTED ASSETS	LIABILITIES	CAPITAL & SURPLUS	DIRECT WRITTEN PREMIUMS
140	26093	Nationwide Affinity Co of Amer	OH	32,104,571	18,213,914	13,890,657	0
140	10723	Nationwide Assur Co	WI	83,269,468	9,898,103	73,371,365	6,643,006
140	23760	Nationwide Gen Ins Co	OH	59,801,708	35,828,360	23,973,348	0
140	25453	Nationwide Ins Co Of Amer	WI	134,108,410	47,591,470	86,516,940	0
140	23779	Nationwide Mut Fire Ins Co	OH	4,330,933,799	2,270,313,388	2,060,620,411	40,164,709
140	23787	Nationwide Mut Ins Co	OH	29,520,738,919	18,159,281,872	11,361,457,047	124,227,016
140	37877	Nationwide Prop & Cas Ins Co	OH	103,617,981	75,161,685	28,456,296	37,785,602
510	42307	Navigators Ins Co	NY	1,594,942,247	1,016,274,411	578,667,836	2,421,524
111	24171	Netherlands Ins Co The	NH	282,550,278	218,075,724	64,474,554	46,439,271
12	23841	New Hampshire Ins Co	PA	4,452,304,207	3,083,004,486	1,369,299,721	87,945,088
708	12122	New Jersey Manufacturers Ins Co	NJ	4,911,798,429	2,670,781,772	2,241,016,657	0
79	12130	New South Ins Co	NC	62,468,836	32,307,046	30,161,790	0
256	16608	New York Marine & Gen Ins Co	NY	593,599,166	402,457,295	191,141,871	985,490
	27073	Nipponkoa Ins Co Ltd US Br	NY	227,267,046	161,162,809	66,104,236	21,662
1282	33200	Norcal Mut Ins Co	CA	1,135,563,729	694,040,112	441,523,617	0
144	23965	Norfolk & Dedham Mut Fire Ins Co	MA	253,826,981	123,748,241	130,078,740	0
828	31470	Norguard Ins Co	PA	353,870,224	268,261,223	85,609,001	1,784,439
181	29700	North Amer Elite Ins Co	NH	38,176,989	4,729,720	33,447,269	11,758
181	29874	North Amer Specialty Ins Co	NH	459,892,079	216,354,701	243,537,378	32,928,402
1141	27740	North Pointe Ins Co	MI	107,742,349	69,187,264	38,555,084	184,065
158	21105	North River Ins Co	NJ	971,070,060	517,310,966	453,759,094	4,047,245
31	22047	North Star Reins Corp	DE	24,228,951	5,141,863	19,087,088	0
8	36455	Northbrook Ind Co	IL	39,547,597	282,589	39,265,008	5,104,009
1129	38369	Northern Assur Co Of Amer	MA	321,109,435	140,838,414	180,271,021	3,745,890
212	19372	Northern Ins Co Of NY	NY	61,645,069	32,251,367	29,393,702	3,664,553
234	25992	Northern Security Ins Co Inc	VT	7,141,184	116,214	7,024,970	0
3548	24031	Northland Cas Co	MN	100,874,566	67,682,519	33,192,048	0
3548	24015	Northland Ins Co	MN	1,216,632,016	613,704,682	602,927,335	995,854
143	23914	Northwestern Natl Ins Co Milwaukee	WI	69,448,434	72,225,112	(2,776,678)	0
4257	42552	Nova Cas Co	NY	139,944,217	74,384,505	65,559,714	103,523
31	34630	Oak River Ins Co	NE	271,580,925	160,616,945	110,963,980	0
225	23248	Occidental Fire & Cas Co Of NC	NC	256,414,474	97,882,847	158,531,627	0
111	24074	Ohio Cas Ins Co	OH	4,581,054,663	3,224,622,680	1,356,431,995	11,969,167

**TABLE 2 - LICENSED PROPERTY AND CASUALTY INSURANCE COMPANIES  
ASSETS, LIABILITIES, CAPITAL AND SURPLUS, AND DIRECT WRITTEN PREMIUMS IN CONNECTICUT FOR 2007  
NON-DOMESTIC PROPERTY AND CASUALTY INSURERS**

NAIC GROUP CODE	NAIC COMPANY CODE	COMPANY NAME	STATE OF DOMICILE	ADMITTED ASSETS	LIABILITIES	CAPITAL & SURPLUS	DIRECT WRITTEM PREMIUMS
	26565	Ohio Ind Co	OH	110,764,578	65,699,539	45,065,039	5,467,872
111	24082	Ohio Security Ins Co	OH	13,257,805	1,177	13,256,626	855,524
150	24139	Old Republic Gen Ins Corp	IL	991,315,714	716,297,397	275,018,317	903,647
150	24147	Old Republic Ins Co	PA	2,427,802,795	1,554,917,432	872,885,363	7,301,050
150	35424	Old Republic Security Assur Co	AZ	110,495,291	42,480,833	68,014,458	0
697	37060	Old United Cas Co	KS	365,925,468	220,075,317	145,850,151	202,449
3678	34940	Omni Ind Co	IL	72,042,703	42,487,343	29,555,360	0
3678	39098	Omni Ins Co	IL	164,277,547	88,934,061	75,343,486	10,441,535
1129	20621	OneBeacon Amer Ins Co	MA	904,285,713	471,229,674	433,056,039	9,258,921
1129	21970	OneBeacon Ins Co	PA	3,494,072,143	1,854,196,865	1,639,875,278	1,936,707
1129	42650	OneBeacon Midwest Ins Co	WI	21,796,762	179,338	21,617,424	52,884,535
767	39675	PMA Capital Ins Co	PA	373,457,953	325,877,896	47,580,057	0
1135	10287	PMI Ins Co	AZ	556,702,219	487,884,130	68,818,089	0
1135	27251	PMI Mortgage Ins Co	AZ	3,682,586,137	3,187,128,826	495,457,311	6,686,237
626	22748	Pacific Employers Ins Co	PA	2,385,907,661	1,691,382,683	694,524,978	4,638,917
38	20346	Pacific Ind Co	WI	5,636,175,867	3,793,312,502	1,842,863,365	16,782,100
2898	37850	Pacific Specialty Ins Co	CA	257,815,574	120,710,725	137,104,849	21,860
	11835	Paris Re Amer Ins Co	DE	55,752,790	3,773,351	51,979,439	0
3483	10006	Partnerre Ins Co Of NY	NY	112,805,585	12,968,146	99,837,439	0
	22250	Pathfinder Ins Co	CO	10,656,372	2,003,732	8,652,640	0
169	23442	Patriot Gen Ins Co	WI	22,168,482	1,121,440	21,047,042	4,727,485
497	14931	Pawtucket Ins Co	RI	15,607,347	11,094,066	4,513,281	0
	25755	Peachtree Cas Ins Co	FL	10,682,519	4,050,445	6,632,074	0
169	18139	Peak Prop & Cas Ins Corp	WI	24,987,288	11,122,356	13,864,933	0
111	18333	Peerless Ind Ins Co	IL	196,263,441	29,367,800	166,895,641	2,794,316
111	24198	Peerless Ins Co	NH	6,025,003,036	4,554,695,451	1,470,307,585	65,344,028
	38474	Pegasus Ins Co	OK	11,252,518	4,323,571	6,928,943	0
125	14982	Penn Millers Ins Co	PA	183,665,199	132,870,508	50,794,691	5,747,060
1129	21962	Pennsylvania General Ins Co	PA	472,682,136	282,539,554	190,142,582	24,645,660
	14974	Pennsylvania Lumbermens Mut Ins	PA	312,921,426	201,056,955	111,864,467	2,611,764
767	12262	Pennsylvania Manufacturers Asn Ins C	PA	678,818,526	471,263,829	207,554,697	2,601,486
767	41424	Pennsylvania Manufacturers Ind Co	PA	205,695,955	137,909,788	67,786,167	605,407
3638	37648	Permanent General Assur Corp	TN	220,086,491	145,690,831	74,395,660	0



**TABLE 2 - LICENSED PROPERTY AND CASUALTY INSURANCE COMPANIES  
ASSETS, LIABILITIES, CAPITAL AND SURPLUS, AND DIRECT WRITTEN PREMIUMS IN CONNECTICUT FOR 2007  
NON-DOMESTIC PROPERTY AND CASUALTY INSURERS**

NAIC GROUP CODE	NAIC COMPANY CODE	COMPANY NAME	STATE OF DOMICILE	ADMITTED ASSETS	LIABILITIES	CAPITAL & SURPLUS	DIRECT WRITTEN PREMIUMS
	12297	Petroleum Cas Co	TX	19,945,492	7,173,290	12,772,202	60,201
775	13714	Pharmacists Mut Ins Co	IA	197,395,897	129,228,113	68,167,784	1,717,454
677	18058	Philadelphia Ind Ins Co	PA	3,328,324,362	2,159,275,247	1,169,049,114	38,555,484
501	18619	Platte River Ins Co.	NE	156,431,613	116,251,557	40,180,056	1,989,488
415	14737	Plymouth Rock Assur Corp	MA	420,241,059	297,829,524	122,411,535	13,317,727
3504	14460	Podiatry Ins Co Of Amer A Mut Co	IL	266,390,266	185,602,778	80,787,488	1,085,330
796	37257	Praetorian Ins Co	IL	1,290,261,499	829,239,264	461,022,235	8,925,910
	15024	Preferred Mut Ins Co	NY	365,128,116	232,108,724	133,019,392	0
	36234	Preferred Professional Ins Co	NE	305,143,829	186,501,655	118,642,175	837,691
1210	42226	Princeton Ins Co	NJ	1,012,875,372	743,042,766	269,832,606	0
	12513	Professional Liab Ins Co Of Amer	NY	49,311,197	26,959,664	22,351,533	97,719
377	29017	Professionals Advocate Ins Co	MD	96,605,888	53,044,766	43,561,122	0
155	24260	Progressive Cas Ins Co	OH	4,772,594,188	3,518,727,099	1,253,867,089	109,069,643
155	16322	Progressive Direct Ins Co	OH	2,836,042,274	1,973,645,523	862,396,751	44,836,875
155	24279	Progressive Max Ins Co	OH	236,237,003	167,106,584	69,130,419	0
155	38628	Progressive Northern Ins Co	WI	1,167,167,632	852,243,382	314,924,250	50,027,231
155	42919	Progressive Northwestern Ins Co	OH	1,140,998,157	820,985,013	320,013,144	30,015,318
155	32786	Progressive Specialty Ins Co	OH	1,152,639,349	484,184,926	668,454,423	0
91	34690	Property & Cas Ins Co Of Hartford	IN	209,501,417	111,728,738	97,772,679	38,158,090
1154	10638	Proselect Ins Co	MA	80,210,981	59,866,008	20,344,973	56,242,866
867	12416	Protective Ins Co	IN	619,784,943	260,152,011	359,632,932	279,568
382	15040	Providence Mut Fire Ins Co	RI	193,127,122	80,060,877	113,066,245	2,321,998
156	24295	Providence Washington Ins Co	RI	172,683,292	135,780,134	36,903,158	0
853	15059	Public Service Mut Ins Co	NY	669,338,875	393,394,149	275,944,726	10,679,294
796	39217	QBE Ins Corp	PA	469,671,150	308,087,485	161,583,665	9,709,360
1275	15067	Quincy Mut Fire Ins Co	MA	1,277,573,525	518,027,003	759,546,522	19,122,689
4234	22705	R&Q Reins Co	PA	288,294,195	262,946,370	25,347,825	0
783	28860	RLI Ind Co	IL	41,511,305	4,614,132	36,897,173	(592)
783	13056	RLI Ins Co	IL	1,351,885,102	599,880,777	752,004,325	2,965,405
501	22314	RSUI Ind Co	NH	2,499,798,495	1,415,754,878	1,084,043,617	0
766	36250	Radian Asset Assur Inc	NY	2,529,830,714	1,392,450,672	1,137,380,043	4,694,000
766	33790	Radian Guaranty Inc	PA	3,995,042,265	3,877,760,869	117,281,396	9,966,781
	38512	Rampart Ins Co	NY	82,251,170	51,873,158	30,378,012	0



**TABLE 2 - LICENSED PROPERTY AND CASUALTY INSURANCE COMPANIES  
ASSETS, LIABILITIES, CAPITAL AND SURPLUS, AND DIRECT WRITTEN PREMIUMS IN CONNECTICUT FOR 2007  
NON-DOMESTIC PROPERTY AND CASUALTY INSURERS**

NAIC GROUP CODE	NAIC COMPANY CODE	COMPANY NAME	STATE OF DOMICILE	ADMITTED ASSETS	LIABILITIES	CAPITAL & SURPLUS	DIRECT WRITTEN PREMIUMS
796	24449	Regent Ins Co	WI	280,617,060	195,006,345	85,610,716	3,914,292
150	28452	Republic Mortgage Ins Co	NC	1,811,359,352	1,690,511,133	120,848,219	4,459,665
150	32174	Republic Mortgage Ins Co Of FL	FL	46,019,742	36,605,167	9,414,575	0
150	31275	Republic Mortgage Ins Of NC	NC	618,781,288	512,823,857	105,957,431	0
3489	24538	Republic Underwriters Ins Co	TX	657,087,642	438,782,507	218,305,135	0
574	31089	Republic Western Ins Co	AZ	247,648,532	137,451,235	110,197,297	204,158
201	12475	Republic-Franklin Ins Co	OH	86,279,536	47,739,637	38,539,899	11,719,026
98	36684	Riverport Ins Co	MN	78,344,251	42,937,489	35,406,763	0
471	39039	Rural Community Ins Co	MN	3,085,387,732	2,770,317,518	315,070,214	0
	40134	SUA Ins Co	IL	303,028,470	213,183,373	89,845,097	36,678
163	24740	Safeco Ins Co Of Amer	WA	4,067,248,117	3,228,637,423	838,610,694	53,233,480
163	39012	Safeco Ins Co Of IL	IL	671,062,138	485,564,153	185,497,985	94,685,499
163	11215	Safeco Ins Co Of IN	IN	19,130,317	6,559,516	12,570,801	0
74	15105	Safety Natl Cas Corp	MO	1,778,544,979	1,315,593,485	462,951,494	7,713,140
867	40460	Sagamore Ins Co	IN	157,610,940	51,436,888	106,174,052	512,550
761	21911	San Francisco Reins Co	CA	105,352,970	27,833,239	77,519,731	0
749	30058	Scor Reins Co	NY	1,475,427,050	983,772,389	491,654,661	0
	15563	SeaBright Ins Co	IL	675,195,528	418,873,182	256,322,346	47,249
3548	22535	Seaboard Surety Co	NY	154,528,452	23,542,094	130,986,358	16,133
1343	25763	Seaton Ins Co	RI	77,466,694	52,362,146	25,104,545	0
31	37923	Seaworthy Ins Co	MD	54,922,522	26,733,414	28,189,108	70,674
242	12572	Selective Ins Co Of Amer	NJ	2,281,064,319	1,745,701,649	535,362,670	274,225
242	19259	Selective Ins Co Of SC	IN	414,859,442	320,561,070	94,298,372	15,856,536
242	39926	Selective Ins Co Of The Southeast	IN	322,346,033	244,513,920	77,832,113	11,418,077
158	10936	Seneca Ins Co Inc	NY	318,435,422	190,712,851	127,722,571	1,670,000
169	28460	Sentry Cas Co	WI	157,264,822	101,707,720	55,557,102	0
169	24988	Sentry Ins A Mut Co	WI	5,525,349,588	2,510,234,125	3,015,115,462	2,920,211
169	21180	Sentry Select Ins Co	WI	654,865,660	435,135,922	219,729,738	2,056,722
9	22985	Sequoia Ins Co	CA	185,487,551	116,920,825	68,566,726	0
	28240	Service Ins Co	NJ	7,999,718	4,576,809	3,422,909	112,079
3219	11126	Sompo Japan Ins Co of Amer	NY	770,799,110	420,951,493	349,847,617	1,401,099
254	37141	Southern General Ins Co	GA	66,123,272	40,829,254	25,294,278	0
	20613	Sparta Ins Co	MA	257,737,009	2,103,387	255,633,622	0

**TABLE 2 - LICENSED PROPERTY AND CASUALTY INSURANCE COMPANIES  
ASSETS, LIABILITIES, CAPITAL AND SURPLUS, AND DIRECT WRITTEN PREMIUMS IN CONNECTICUT FOR 2007  
NON-DOMESTIC PROPERTY AND CASUALTY INSURERS**

NAIC GROUP CODE	NAIC COMPANY CODE	COMPANY NAME	STATE OF DOMICILE	ADMITTED ASSETS	LIABILITIES	CAPITAL & SURPLUS	DIRECT WRITTEN PREMIUMS
3548	24767	St Paul Fire & Marine Ins Co	MN	19,842,695,554	12,961,588,288	6,881,107,266	18,715,471
3548	24775	St Paul Guardian Ins Co	MN	76,423,237	50,480,540	25,942,697	114,262
3548	41750	St Paul Medical Liability Ins Co	MN	198,415,804	138,778,340	59,637,465	0
3548	24791	St Paul Mercury Ins Co	MN	261,366,150	202,003,345	59,362,805	14,096,094
3548	19224	St Paul Protective Ins Co	IL	510,243,219	277,899,850	232,343,369	62,768
748	18023	Star Ins Co	MI	524,580,928	336,200,355	188,380,573	3,444,093
98	40045	Starnet Ins Co	DE	163,575,204	57,706,082	105,869,122	3,261,762
176	25143	State Farm Fire And Cas Co	IL	26,187,616,433	16,026,153,021	10,161,463,413	75,776,828
176	25178	State Farm Mut Auto Ins Co	IL	104,842,398,449	41,265,129,346	63,577,269,103	66,610,512
93	12831	State Natl Ins Co Inc	TX	175,470,188	71,599,013	103,871,174	3,570,028
468	10952	Stonebridge Casualty Ins Co	OH	289,832,880	169,688,046	120,144,834	1,591,113
1331	10340	Stonington Ins Co	TX	384,124,045	259,254,386	124,869,659	2,224,335
866	40436	Stratford Ins Co	NH	174,035,875	118,826,058	55,209,817	698,615
222	11024	Strathmore Ins Co	NY	45,531,208	27,682,246	17,848,961	2,270,550
	10909	Sun Surety Ins Co	SD	12,137,702	6,154,472	5,983,230	0
181	25364	Swiss Rein America Corp	NY	14,245,829,463	10,180,802,597	4,065,026,866	0
	12866	T.H.E. Ins Co	LA	174,050,582	119,472,600	54,577,982	1,309,295
158	25496	TIG Ind Co	CA	26,051,019	3,602,602	22,448,417	0
158	25534	TIG Ins Co	CA	2,061,585,008	1,323,166,373	738,418,635	(4,192)
3098	32301	TNUS Ins Co	NY	58,226,845	9,387,131	48,839,714	0
300	22683	Teachers Ins Co	IL	311,367,645	193,438,239	117,929,406	2,272,509
2538	42376	Technology Ins Co Inc	NH	401,438,454	268,786,165	132,652,289	213,982
	42439	Toa-Re Ins Co Of Amer	DE	1,427,654,454	970,605,995	457,048,459	0
3098	12904	Tokio Marine & Nichido Fire Ins Co	NY	1,685,125,738	1,169,510,257	515,615,481	3,748,799
3703	44300	Tower Ins Co Of NY	NY	661,013,565	445,761,738	215,251,827	270,339
3703	43702	Tower National Ins Co	MA	35,617,417	25,198,743	10,418,674	121,850
3098	41238	Trans Pacific Ins Co	NY	59,828,926	15,213,092	44,615,834	0
12	19453	Transatlantic Rein Co	NY	12,633,236,131	9,264,434,780	3,368,801,351	0
225	28886	Transguard Ins Co Of Amer Inc	IL	207,402,544	126,356,199	81,046,345	704,225
4234	33014	Transport Ins Co	OH	45,560,150	29,322,417	16,237,735	0
218	20494	Transportation Ins Co	IL	91,954,944	624,435	91,330,509	7,865,839
421	24350	Triad Guaranty Ins Corp	IL	962,256,098	764,543,043	197,713,054	428,080
41	41211	Triton Ins Co	TX	587,237,915	285,889,988	301,347,927	0

**TABLE 2 - LICENSED PROPERTY AND CASUALTY INSURANCE COMPANIES  
ASSETS, LIABILITIES, CAPITAL AND SURPLUS, AND DIRECT WRITTEN PREMIUMS IN CONNECTICUT FOR 2007  
NON-DOMESTIC PROPERTY AND CASUALTY INSURERS**

NAIC GROUP CODE	NAIC COMPANY CODE	COMPANY NAME	STATE OF DOMICILE	ADMITTED ASSETS	LIABILITIES	CAPITAL & SURPLUS	DIRECT WRITTEM PREMIUMS
212	21709	Truck Ins Exch	CA	1,773,137,935	1,269,051,544	504,086,390	11,374,930
91	29459	Twin City Fire Ins Co Co	IN	637,635,566	334,420,536	303,215,030	75,135,043
3548	25887	US Fidelity & Guaranty Co	MD	4,079,567,049	2,151,063,995	1,928,503,054	1,068,709
984	29599	US Specialty Ins Co	TX	945,514,546	668,450,823	277,063,723	8,279,704
200	25941	USAA	TX	18,401,816,176	5,505,253,475	12,896,562,700	62,795,982
200	25968	USAA Cas Ins Co	TX	6,040,601,742	3,191,238,757	2,849,362,985	57,777,450
200	18600	USAA General Ind Co	TX	358,339,161	206,319,172	152,019,989	3,434,390
781	37893	Ullico Cas Co	DE	150,631,761	92,035,130	58,596,632	34,758
831	41050	Underwriter For The Professions Ins	CO	273,978,691	185,418,839	88,559,852	0
195	25860	Union Mut Fire Ins Co	VT	129,070,153	57,024,165	72,045,988	7,508,167
	36226	United Cas & Surety Ins Co	MA	13,828,910	10,164,910	3,664,000	13,992
248	13021	United Fire & Cas Co	IA	1,254,220,957	605,769,299	648,451,658	0
155	11770	United Fncl Cas Co	OH	1,764,001,051	1,347,925,691	416,075,360	(1,156)
12	16659	United Gty Coml Ins Co Of NC	NC	288,394,039	247,020,630	41,373,410	17,851,707
12	15873	United Gty Residential Ins Co	NC	1,907,961,281	1,412,449,338	495,511,943	9,566,054
12	16667	United Gty Residential Ins Co Of NC	NC	734,094,673	539,924,867	194,169,806	201,070
12	40525	United Guaranty Credit Ins Co	NC	21,648,616	3,442,438	18,206,178	0
12	26999	United Guaranty Mtg Indem Co	NC	229,289,293	173,847,630	55,441,663	1,082,099
920	41335	United Natl Specialty Ins Co	WI	82,986,934	23,423,249	59,563,687	1,912
158	21113	United States Fire Ins Co	DE	3,694,722,840	2,533,793,031	1,160,929,809	8,004,522
31	25895	United States Liability Ins Co	PA	481,398,209	185,302,827	296,095,381	3,435,769
984	10656	United States Surety Co	MD	57,854,803	25,999,759	31,855,044	73,494
215	10915	Unitrin Direct Property & Cas Co	IL	53,701,832	39,327,096	14,374,736	6,601,844
215	25909	Unitrin Preferred Ins Co	NY	47,052,391	31,857,230	15,195,160	16,637,881
1326	42862	Universal Cas Co	IL	96,215,528	66,858,264	29,357,264	0
212	41181	Universal Underwriters Ins Co	KS	418,321,599	75,388,800	342,932,799	18,247,707
212	40843	Universal Underwriters Of TX Ins	TX	14,361,344	5,371,437	8,989,907	0
	28497	Usplate Glass Ins Co	IL	16,415,614	7,677,531	8,738,083	362
	15326	Utica First Ins Co	NY	174,755,520	105,941,040	68,814,480	10,178,082
201	25976	Utica Mut Ins Co	NY	2,187,614,360	1,423,132,568	764,481,792	11,447,814
	26611	Valiant Ins Co	DE	51,544,727	1,071,552	50,473,175	1,631
218	20508	Valley Forge Ins Co	PA	58,840,129	11,962	58,828,167	15,473,092
	21172	Vanliner Ins Co	MO	479,807,970	361,253,390	118,554,579	3,354,602



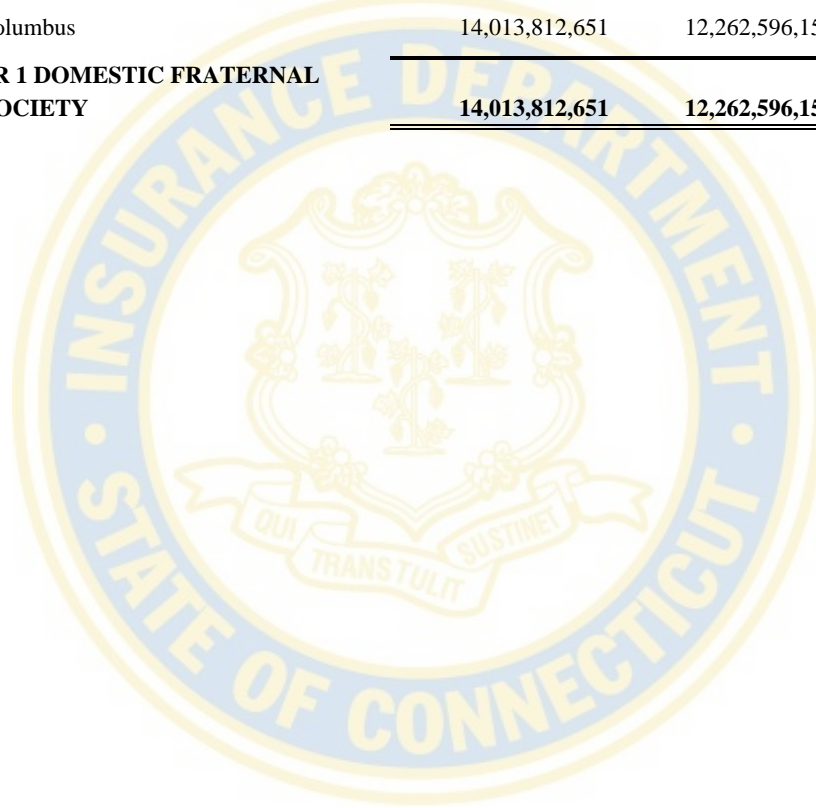
**TABLE 2 - LICENSED PROPERTY AND CASUALTY INSURANCE COMPANIES  
ASSETS, LIABILITIES, CAPITAL AND SURPLUS, AND DIRECT WRITTEN PREMIUMS IN CONNECTICUT FOR 2007  
NON-DOMESTIC PROPERTY AND CASUALTY INSURERS**

NAIC GROUP CODE	NAIC COMPANY CODE	COMPANY NAME	STATE OF DOMICILE	ADMITTED ASSETS	LIABILITIES	CAPITAL & SURPLUS	DIRECT WRITTEM PREMIUMS
4011	18759	Verex Assure Inc	WI	27,394,725	12,079,476	15,315,249	5,561
	10815	Verlan Fire Ins Co MD	MD	26,212,226	9,149,691	17,062,535	395,558
234	26018	Vermont Mut Ins Co	VT	435,147,671	252,741,099	182,406,572	15,726,734
140	42889	Victoria Fire & Cas Co	OH	180,878,011	138,483,242	42,394,769	8,292
38	20397	Vigilant Ins Co	NY	392,431,088	242,114,518	150,316,570	68,531,948
4254	40827	Virginia Surety Co Inc	IL	1,135,059,769	884,687,587	250,372,182	2,322,539
19	35971	Voyager Property & Cas Ins Co	SC	80,058,047	49,600,302	30,457,745	2,884,814
181	32778	Washington Intl Ins Co	AZ	100,062,534	46,198,636	53,863,898	170,083
111	26069	Wausau Business Ins Co	WI	176,625,394	126,415,536	50,209,858	7,287,268
111	26042	Wausau Underwriters Ins Co	WI	233,032,611	142,235,501	90,797,110	10,128,333
2538	25011	Wesco Ins Co	DE	97,938,003	66,134,648	31,803,355	202,508
111	44393	West American Ins Co	IN	271,633,241	57,756,818	213,876,420	9,828,921
626	21121	Westchester Fire Ins Co	NY	2,542,889,887	1,739,957,367	802,932,520	7,590,823
	27502	Western General Ins Co	CA	103,037,469	71,343,884	31,693,585	0
218	13188	Western Surety Co	SD	1,083,774,330	641,549,457	442,224,873	5,777,859
1278	37770	Western United Ins Co	CA	122,224,571	48,254,970	73,969,602	425,316
181	34207	Westport Ins Corp	MO	1,110,639,562	817,131,599	293,507,963	13,022,617
	31232	Work First Cas Co	DE	24,025,514	13,350,268	10,675,247	198,262
1285	40193	X L Ins Co Of NY	NY	155,575,380	98,593,860	56,981,520	0
1285	20311	XL Capital Assurance Inc	NY	653,987,182	462,003,684	191,983,498	1,265,412
1285	24554	XL Ins Amer Inc	DE	542,736,297	331,163,360	211,572,937	6,389,735
1285	20583	XL Reins America Inc	NY	5,027,624,663	2,983,144,285	2,044,480,378	0
1285	37885	XL Specialty Ins Co	DE	555,492,269	403,897,138	151,595,131	33,414,864
156	24325	York Ins Co	RI	24,655,934	18,447,046	6,208,888	0
12	26220	Yosemite Ins Co	IN	558,607,533	93,313,891	465,293,642	0
669	30325	Zale Ind Co	TX	14,498,074	3,966,321	10,531,753	0
336	13269	Zenith Ins Co	CA	2,252,913,454	1,801,818,805	451,094,649	50,160
212	16535	Zurich American Ins Co	NY	31,808,017,253	25,063,304,962	6,744,712,291	55,336,169
212	27855	Zurich American Ins Co Of IL	IL	63,392,037	19,594,224	43,797,814	1,607,155
<b>TOTALS FOR 623 NON-DOMESTIC PROPERTY AND CASUALTY INSURERS</b>				<b>1,110,959,212,618</b>	<b>679,963,340,139</b>	<b>430,995,872,531</b>	<b>5,452,274,342</b>



**TABLE 3 - LICENSED FRATERNAL BENEFIT SOCIETIES  
ASSETS, LIABILITIES, CAPITAL AND SURPLUS, AND DIRECT WRITTEN PREMIUMS IN CONNECTICUT FOR 2007  
DOMESTIC FRATERNAL BENEFIT SOCIETIES**

<b>NAIC GROUP CODE</b>	<b>NAIC COMPANY CODE</b>	<b>COMPANY NAME</b>	<b>ADMITTED ASSETS</b>	<b>LIABILITIES</b>	<b>CAPITAL &amp; SURPLUS</b>	<b>DIRECT WRITTEN PREMIUMS</b>
58033		Knights of Columbus	14,013,812,651	12,262,596,154	1,751,216,497	10,892,450
<b>TOTAL FOR 1 DOMESTIC FRATERNAL BENEFIT SOCIETY</b>			<b>14,013,812,651</b>	<b>12,262,596,154</b>	<b>1,751,216,497</b>	<b>10,892,450</b>




**TABLE 3 - LICENSED FRATERNAL BENEFIT SOCIETIES  
ASSETS, LIABILITIES, CAPITAL AND SURPLUS, AND DIRECT WRITTEN PREMIUMS IN CONNECTICUT FOR 2007  
NON-DOMESTIC FRATERNAL BENEFIT SOCIETIES**

<b>NAIC GROUP CODE</b>	<b>NAIC COMPANY CODE</b>	<b>COMPANY NAME</b>	<b>STATE OF DOMICILE</b>	<b>ADMITTED ASSETS</b>	<b>LIABILITIES</b>	<b>CAPITAL &amp; SURPLUS</b>	<b>DIRECT WRITTEN PREMIUMS</b>
4510	56529	ACA Assur	NH	70,988,907	68,971,838	2,017,069	427,168
	56138	CSA Fraternal Life	IL	115,200,904	111,654,868	3,546,036	18,886
	58130	Catholic Assn Of Foresters	MA	13,688,614	6,857,050	6,831,564	40,972
	56022	Catholic Family Life Ins	WI	279,337,829	268,240,469	11,097,366	149,956
	57487	Catholic Order Of Foresters	IL	618,796,138	579,742,698	39,053,441	27,144
	56634	Croatian Fraternal Union Of Amer	PA	304,100,149	286,836,773	17,263,376	10,938
	56332	First Cath Slovak Ladies Assn USA	OH	529,122,574	438,387,797	90,734,771	13,788
	56340	First Cath Slovak Union Of US & CN	OH	203,610,335	190,498,071	13,112,264	32,116
	56693	Greek Catholic Union Of The USA	PA	591,295,084	564,738,627	26,556,457	589,489
	56553	Hungarian Reformed Federation Amer	DC	20,977,723	16,275,996	4,701,727	4,558
	58068	Independent Order Of Foresters Us Br	NY	2,778,717,304	2,506,450,153	272,267,151	483,334
	57509	Independent Order Of Vikings	IL	2,719,285	1,327,950	1,391,335	5
	56227	KSKJ Life Amer Slovenian Catholic Un	IL	110,510,138	105,545,242	4,964,897	53,603
	56715	Ladies Pa Slovak Catholic Union	PA	16,325,164	10,820,041	5,505,123	321
	58262	Lithuanian Alliance Of Amer	PA	2,472,796	1,561,300	911,494	142
	56758	Loyal Christian Benefit Assn	PA	150,943,783	145,242,107	5,701,676	653
	57967	Luso Amer Life Ins Society	CA	65,017,861	56,745,155	8,272,705	3,333
	57541	Modern Woodmen Of Amer	IL	8,318,153,211	7,147,678,441	1,170,474,769	1,576,775
	56782	National Slovak Society Of The Usa	PA	235,750,882	228,847,537	6,903,345	693,915
	56383	Order of United Commerical Travelers	OH	18,612,494	14,616,239	3,996,255	53,874
	56820	Polish Falcons Of Amer	PA	51,344,301	48,824,890	2,519,412	320,047
	57622	Polish Natl Alliance Us Of Na	IL	435,039,878	399,795,465	35,244,412	397,437
	56839	Polish Natl Union Of Amer	PA	24,897,313	23,955,815	941,492	1,246
	57630	Polish Roman Catholic Union Of Amer	IL	161,982,892	149,901,198	12,081,694	21,170
	57282	Polish Union Of Amer	NY	15,198,449	15,043,416	155,033	120
	57649	Polish Womens Alliance Of Amer	IL	53,544,406	51,032,205	2,512,202	79,784
	57657	Royal Neighbors Of Amer	IL	683,224,144	438,865,160	244,358,984	9,781
	56871	Russian Brotherhood Org USA	PA	10,838,714	7,077,413	3,761,301	54
	57193	Slovak Catholic Sokol	NJ	54,016,076	41,685,165	12,330,911	21,821
	57207	Slovak Gymnastic Union Sokol Usa	NJ	10,964,020	5,290,380	5,673,640	32,314
	57142	Sons Of Norway	MN	247,360,015	237,235,753	10,124,262	10,578
	58181	Supreme Council The Royal Arcanum	MA	67,056,582	51,607,266	15,449,316	60,396
2938	56014	Thrivent Financial For Lutherans	WI	53,474,099,420	49,040,478,220	4,433,621,200	15,285,397
	56952	Ukrainian Fraternal Assn	PA	9,425,654	8,895,034	530,620	10,899
	57215	Ukrainian Natl Assn Inc	NJ	68,923,337	62,150,830	6,772,514	135,539

**TABLE 3 - LICENSED FRATERNAL BENEFIT SOCIETIES  
ASSETS, LIABILITIES, CAPITAL AND SURPLUS, AND DIRECT WRITTEN PREMIUMS IN CONNECTICUT FOR 2007  
NON-DOMESTIC FRATERNAL BENEFIT SOCIETIES**

<b>NAIC GROUP CODE</b>	<b>NAIC COMPANY CODE</b>	<b>COMPANY NAME</b>	<b>STATE OF DOMICILE</b>	<b>ADMITTED ASSETS</b>	<b>LIABILITIES</b>	<b>CAPITAL &amp; SURPLUS</b>	<b>DIRECT WRITTEN PREMIUMS</b>
57010		William Penn Assn	PA	188,434,658	161,879,633	26,555,026	155,201
56170		Womans Life Ins Society	MI	184,370,544	151,531,001	32,839,543	12,125
57320		Woodmen World Life Ins Soc	NE	7,647,374,215	6,730,640,678	916,733,537	524,519
57290		Workmens Benefit Fund Of The USA	NY	37,188,875	36,154,218	1,034,655	7,510
<b>TOTAL FOR 39 NON-DOMESTIC FRATERNAL BENEFIT SOCIETIES</b>				<b>77,871,624,668</b>	<b>70,413,082,092</b>	<b>7,458,542,575</b>	<b>21,266,908</b>



**TABLE 4 - LICENSED HEALTH INSURERS**  
**ASSETS, LIABILITIES, CAPITAL AND SURPLUS, AND DIRECT WRITTEN PREMIUMS IN CONNECTICUT FOR 2007**  
**DOMESTIC HEALTH INSURERS**

NAIC GROUP CODE	NAIC COMPANY CODE	COMPANY NAME	ADMITTED ASSETS	LIABILITIES	CAPITAL & SURPLUS	DIRECT WRITTEN PREMIUMS
1	95935	Aetna Hlth Inc CT Corp	46,229,368	20,829,098	25,400,270	162,579,773
671	60217	Anthem Hlth Plans Inc	898,380,541	509,876,748	388,503,793	2,918,117,827
901	95660	Cigna Hlthcare of CT Inc	28,973,242	14,009,674	14,963,565	144,292,179
1127	95675	Connecticare Inc	216,800,917	98,755,291	118,045,622	777,889,200
1127	11209	Connecticare Ins Co Inc	12,147,899	5,394,587	6,753,309	19,566,737
623	95968	Health Net Of CT Inc	322,462,476	170,558,545	151,903,931	1,272,861,172
707	96798	Oxford Hlth Plans CT Inc	79,663,866	31,968,997	47,694,869	203,838,780
	12809	Senior Whole Hlth of CT Inc	3,470,449	1,350,050	2,120,401	1,846,650
1189	39616	Vision Service Plan Ins Co	387,965,299	68,066,728	319,898,571	10,597,458
1199	95310	WellCare of CT Inc	26,521,612	16,314,694	10,206,918	110,971,965
<b>TOTALS FOR 10 DOMESTIC HEALTH INSURERS</b>			<b>2,022,615,669</b>	<b>937,124,412</b>	<b>1,085,491,249</b>	<b>5,622,561,741</b>




**TABLE 4 - LICENSED HEALTH INSURERS  
ASSETS, LIABILITIES, CAPITAL AND SURPLUS, AND DIRECT WRITTEN PREMIUMS IN CONNECTICUT FOR 2007  
NON-DOMESTIC HEALTH INSURERS**

NAIC GROUP CODE	NAIC COMPANY CODE	STATE OF DOMICILE	COMPANY NAME	ADMITTED ASSETS	LIABILITIES	CAPITAL & SURPLUS	DIRECT WRITTEN PREMIUMS
	63444	UT	Accendo Ins Co	10,159,313	174,293	9,985,020	0
671	28207	IN	Anthem Ins Co Inc	1,897,357,699	1,338,197,483	559,160,216	35,916,630
812	71768	PA	HM Hlth Ins Co	20,208,283	7,542,208	12,666,075	0
917	70670	IL	Health Care Serv Corp A Mut Legal Re	10,007,659,680	3,911,967,091	6,095,692,588	190,376
433	63762	PA	Medco Containment Life Ins Co	215,553,324	133,432,774	82,120,550	1,958,573
671	85286	IN	OneNation Ins Co	93,780,472	902,862	92,877,609	0
707	78026	NY	Oxford Hlth Ins Inc	1,448,754,839	722,805,630	725,949,209	162,733,160
317	77399	IL	Sterling Life Ins Co	303,865,990	119,975,608	183,890,382	2,724,581
812	85766	AZ	United Concordia Ins Co	71,416,207	29,474,472	41,941,735	98,370
1199	64467	IL	Wellcare Hlth Ins of IL Inc	83,271,946	70,981,061	12,290,885	0
<b>TOTAL FOR 10 NON-DOMESTIC HEALTH INSURER</b>				<b>14,152,027,753</b>	<b>6,335,453,482</b>	<b>7,816,574,269</b>	<b>203,621,690</b>

**TABLE 5 - LICENSED TITLE INSURANCE COMPANIES  
ASSETS, LIABILITIES, CAPITAL AND SURPLUS, AND DIRECT WRITTEN PREMIUMS IN CONNECTICUT FOR 2007  
DOMESTIC TITLE COMPANIES**

NAIC GROUP CODE	NAIC COMPANY CODE	COMPANY NAME	ADMITTED ASSETS	LIABILITES	CAPITAL & SURPLUS	DIRECT WRITTEN PREMIUMS
4255	51268	Connecticut Attorneys Title Ins Co	60,658,854	18,819,571	41,839,284	35,170,487
<b>TOTAL FOR 1 DOMESTIC TITLE INSURER</b>			<b>60,658,854</b>	<b>18,819,571</b>	<b>41,839,284</b>	<b>35,170,487</b>



**TABLE 5 - LICENSED TITLE INSURANCE COMPANIES**  
**ASSETS, LIABILITIES, CAPITAL AND SURPLUS, AND DIRECT WRITTEN PREMIUMS IN CONNECTICUT FOR 2007**  
**NON-DOMESTIC TITLE COMPANIES**

NAIC GROUP CODE	NAIC COMPANY CODE	COMPANY NAME	STATE OF DOMICILE	ADMITTED ASSETS	LIABILITIES	CAPITAL & SURPLUS	DIRECT WRITTEN PREMIUMS
150	51411	American Guar Title Ins Co	OK	14,283,946	2,776,365	11,507,581	4,270
70	50636	Censtar Title Ins Co	TX	29,562,039	4,420,438	25,141,601	86,924
670	50229	Chicago Title Ins Co	NE	1,578,158,243	1,303,675,705	274,482,538	14,549,366
99	50083	Commonwealth Land Title Ins Co	NE	745,238,011	491,145,534	254,092,477	9,866,967
670	51586	Fidelity Natl Title Ins Co	CA	860,789,383	623,107,279	237,682,104	14,293,633
70	50814	First Amer Title Ins Co	CA	1,873,280,555	1,446,753,312	426,527,245	42,442,352
627	50369	Investors Title Ins Co	NC	105,684,657	55,581,895	50,102,762	0
99	50024	Lawyers Title Ins Corp	NE	614,576,148	485,289,739	129,286,409	9,257,619
	51020	National Title Ins Of NY Inc	NY	15,929,860	9,216,496	6,713,364	982,520
670	51101	Nations Title Ins Of NY Inc	NY	20,799,494	8,172,302	12,627,192	0
150	50520	Old Republic Natl Title Ins Co	MN	484,403,894	368,402,069	116,001,825	3,443,051
670	50857	Security Union Title Ins Co	CA	83,985,606	37,420,423	46,565,183	659
340	50121	Stewart Title Guaranty Co	TX	1,082,024,546	566,123,531	515,901,015	5,924,045
670	50067	Ticor Title Ins Co	CA	237,995,198	170,308,285	67,686,913	7,996,243
670	51535	Ticor Title Ins Co of FL	NE	120,872,364	95,285,888	25,586,475	430,647
99	50012	Transnation Title Ins Co	NE	159,577,693	137,242,911	22,334,782	21,183
70	51624	United General Title Ins Co	CA	115,295,014	90,383,868	24,911,146	9,830,894
<b>TOTAL FOR 17 NON-DOMESTIC TITLE INSURERS</b>				<b>8,142,456,651</b>	<b>5,895,306,040</b>	<b>2,247,150,612</b>	<b>119,130,373</b>

**TABLE 6 - SURPLUS LINES BUSINESS  
TOTAL DIRECT WRITTEN PREMIUMS FOR 2007  
UNITED STATES SURPLUS LINES INSURERS**

NAIC GROUP CODE	NAIC COMPANY CODE	COMPANY NAME	STATE OF DOMICILE	DIRECT WRITTEN PREMIUMS
98	24856	Admiral Insurance Company	DE	8,737,160
761	36420	Allianz Underwriters Insurance Company	CA	0
3239	19489	Allied World Assurance Company (U.S.) Inc.	CA	1,645,546
84	35351	American Empire Surplus Lines Ins. Co.	DE	4,040,556
3548	43117	American Equity Insurance Company	AZ	0
12	26883	American International Spec. Lines Ins. Co.	AK	40,569,884
127	35912	American Western Home Ins. Co.	OK	183,141
65	10316	Appalachian Insurance Company	RI	0
1279	10946	Arch Excess & Surplus Insurance Co	NE	0
1279	21199	Arch Specialty Insurance Company	NB	6,745,182
785	27189	Associated International Insurance Co.	CA	3,807,268
3911	42846	Atlantic Casualty Insurance Company	NC	1,064,901
3416	26620	AXIS Surplus Insurance Company	IL	5,668,790
501	10328	Capitol Specialty Insurance Corp.	WI	1,283,586
959	36951	Century Surety Company	OH	352,965
38	38989	Chubb Custom Insurance Company	DE	3,109,690
457	39993	Colony Insurance Company	VA	10,140,890
218	31127	Columbia Casualty Company	IL	19,014,102
749	27955	Commercial Risk Re-Insurance Co.	VT	0
158	44520	Crum & Forster Specialty Insurance Company	AZ	1,665,010
501	24319	Darwin Select Insurance Company	AR	7,669,243
	10213	Discover Specialty Insurance Company	IL	2,484
212	21334	Empire Indemnity Insurance Company	OK	15,383
	41718	Endurance American Specialty Insurance Company	DE	412,470
785	39020	Essex Insurance Company	DE	3,011,045
785	35378	Evanston Insurance Company	IL	6,913,852
1120	10851	Everest Indemnity Insurance Company	DE	2,101,281
38	35181	Executive Risk Indemnity	DE	15,383
761	39640	Fireman's Fund Insurance Co. of Ohio	OH	78,709
479	11177	First Financial Insurance Company	IL	3,664,603
3617	10657	First Mercury Ins. Co.	IL	1,053,057
181	34916	First Specialty Insurance Corp.	MO	401,425
98	10833	Gemini Insurance Company	DE	1,312,887



**TABLE 6 - SURPLUS LINES BUSINESS  
TOTAL DIRECT WRITTEN PREMIUMS FOR 2007  
UNITED STATES SURPLUS LINES INSURERS**

NAIC GROUP CODE	NAIC COMPANY CODE	COMPANY NAME	STATE OF DOMICILE	DIRECT WRITTEN PREMIUMS
749	20559	General Security Indemnity Co of Arizona	NY	791,100
31	11967	General Star National Insurance Company	OH	2,964,389
31	34991	Genesis Indemnity Ins. Co	ND	0
256	25569	Gotham Insurance Company	NY	312,225
84	37532	Great American E&S Ins Company	DE	2,741,699
84	41858	Great American Fidelity Ins Company	DE	0
91	38288	Hartford Insurance Company of Illinois	IL	4,070,799
3724	18376	Hermitage Insurance Company	NY	1,646,501
984	42374	Houston Casualty Company	TX	6,518,803
158	37079	Hudson Specialty Insurance Company	NY	1,049,637
626	27960	Illinois Union Insurance Company	IL	12,487,524
1285	36940	Indian Harbor Insurance Co.	ND	12,401,132
79	37745	Integon Specialty Insurance Company	NC	898,403
761	22829	Interstate Fire & Casualty Insurance Co.	IL	1,733,868
3494	12203	James River Insurance Company	OH	1,828,998
501	33138	Landmark American Ins. Co.	OK	7,288,462
12	19437	Lexington Insurance Company	DE	60,328,179
111	10725	Liberty Surplus Insurance Corp.	NH	2,261,487
3589	26743	Maxum Indemnity Company	DE	2,147,902
0	33189	Max Specialty Ins. Co.	DE	1,351,508
852	36838	Montpelier U.S. Insurance Company	OK	0
31	26522	Mount Vernon Fire Insurance Co.	PA	3,125,124
783	37974	Mt. Hawley Insurance Company	IL	2,158,186
1120	35947	Mt. McKinley Ins Company	DE	0
31	20079	National Fire & Marine Insurance Co.	NE	3,845,560
98	17370	Nautilus Insurance Company	AZ	7,445,549
510	36056	Navigators Specialty Insurance Company	NY	1,109,858
1113	17400	Noetic Specialty Insurance Company	IL	144,078
181	25038	North American Capacity Insurance Co.	NH	2,224,931
3548	27987	Northfield Insurance Company	IA	2,472,672
1218	32859	Penn-America Insurance Company	PA	2,723,818
	23850	Philadelphia Insurance Company	PA	80,156
361	10786	Princeton Excess & Surplus Lines Ins	DE	525,094

**TABLE 6 - SURPLUS LINES BUSINESS  
TOTAL DIRECT WRITTEN PREMIUMS FOR 2007  
UNITED STATES SURPLUS LINES INSURERS**

NAIC GROUP CODE	NAIC COMPANY CODE	COMPANY NAME	STATE OF DOMICILE	DIRECT WRITTEN PREMIUMS
831	34487	Professional Underwriters Liability Ins. Co.	UT	287,481
796	11515	QBE Specialty Insurance Company	ND	30,935
0	28053	Rockhill Insurance Company	AZ	179,600
163	11100	SAFECO Surplus Lines Insurance Co.	WA	543
748	16551	Savers Property & Casualty Ins. Co.	MO	65,003
140	41297	Scottsdale Insurance Company	OH	10,504,197
3548	22233	Select Insurance Company	TX	0
158	10729	Seneca Specialty Insurance Co	AZ	106,549
108	11622	Specialty Surplus Ins Company	IL	0
3548	30481	St. Paul Surplus Lines Insurance Co.	DE	3,114,224
212	26387	Steadfast Insurance Company	DE	16,089,028
158	25445	TIG Specialty Insurance Co	CA	0
866	37982	Tudor Insurance Company	NH	870,743
920	13064	United National Insurance Company	PA	2,812,273
3299	17159	USF Insurance Company	PA	119,411
19	40428	Voyager Indemnity Insurance Company	GA	0
626	10172	Westchester Surplus Lines Ins. Co.	GA	4,174,705
140	37150	Western Heritage Insurance Company	AZ	452,068
866	13196	Western World Insurance Company	NH	8,270,915
1129	31267	York Insurance Company of Maine	ME	4,288,723
212	24317	ZC Specialty Ins. Company	TX	0
<b>TOTAL FOR 87 UNITED STATES INSURERS</b>				<b>334,724,533</b>

**TABLE 6 - SURPLUS LINES BUSINESS  
TOTAL DIRECT WRITTEN PREMIUMS FOR 2007  
ALIEN SURPLUS LINES INSURERS**

NAIC COMPANY CODE	COMPANY NAME	STATE OF DOMICILE	DIRECT WRITTEN PREMIUMS
AA-1120810	ACE European Group Limited	UK	628
AA-1120337	Aspen Insurance (UK) Ltd.	UK	0
AA-3190004	Associated Electric & Gas Ins. Co.	BER	5,909,184
AA-1784130	AXIS Specialty Europe Limited	UK	313
AA-1560210	Commonwealth Insurance Company	CAN	486,316
AA-3190428	Exporters Insurance Company Ltd.	BER	0
AA-3194230	Gard Marine & Energy Limited	BER	0
AA-1320110	Generali Assurances IARD	FRA	0
AA-3190600	Glencoe Insurance Ltd.	BER	0
AA-1120810	Great Lakes Reinsurance (UK) PLC	UK	2,759,553
AA-1120822	International Ins. Co. of Hannover Ltd.	UK	0
AA-3194157	Lantana Insurance Ltd	BD	294,917
AA-1120855	Liberty Mutual Insurance Europe Ltd.	ENG	0
AA-1121425	Markel International Insurance Company Limited	ENG	228
AA-1120481	QBE Insurance (Europe) Limited	ENG	65
AA-1440076	Sirius International Insurance Company	SW	0
AA-1120512	Swiss Re Specialty Insurance (UK) Ltd.	ENG	373
AA-3191044	TT Club Mutual Insurance Limited	BER	176
AA-1122000	Underwriters at Lloyds London	UK	38,887,567
AA-1120001	Zurich Specialties London Limited	ENG	0
<b>TOTAL FOR 20 ALIEN INSURERS</b>			<b>48,339,321</b>

**TABLE 7 - RISK RETENTION GROUPS  
TOTAL DIRECT WRITTEN PREMIUMS FOR 2007**

**RISK RETENTION INSURERS**

<b>NAIC GROUP CODE</b>	<b>NAIC COMPANY CODE</b>	<b>COMPANY NAME</b>	<b>STATE OF DOMICILE</b>	<b>DIRECT WRITTEN PREMIUMS</b>
	10023	Alliance of Nonprofits for Insurance RRG	VT	146,255
	11710	Allied Professionals Insurance Co. RRG	AZ	132,914
594	10232	American Assn. of Orthodontists RRG	VT	275,376
	12631	American Builders Ins. Co. RRG	MT	14,644
594	12300	American Contractors Ins. Co. RRG	TX	(2,138)
	44202	American Feed Industry Ins. Co. RRG	IA	81,374
1346	25448	American Safety Risk Reten. Grp., Inc.	VT	1,179,109
	12171	AmeriGuard Risk Retention Group Inc.	VT	1,791
	11534	Am Trucking and Transportation Ins. Co. RRG	MT	0
	11598	Applied Medico Legal-Solutions RRG	AZ	2,705,471
	10639	Attorneys' Liability Assurance Society, Inc. RRG	VT	5,552,115
	32450	Attorneys Liability Protection Society, Inc. RRG	MT	0
	11033	Automotive Underwriters Ins. Co. RRG	HI	(90)
	11194	Capitol Assurance Risk Retention Group Inc.	SC	0
	11825	CARE Risk Retention Group, Inc.	DC	0
	10808	Cassatt Risk Retention Group Inc.	VT	0
	12172	Claim Professional Liability Ins. Co. RRG	VT	36,992
	10770	Clinical Trials Reciprocal Insurance Co. RRG	AZ	4,590
	11795	Connecticut Health Care Partners RRG	VT	1,548,550
	10075	Consumer Specialties Ins. Co. RRG	VT	12,369
	11798	Continuing Care Risk Retention Group Inc.	SC	0
3482	11603	Contractors Ins. Co. of No. America RRG	HI	16,123
	10341	Controlled Risk Insurance Co VT RRG	VT	0
	10164	CPA Mutual Ins. Co. of America RRG	VT	218,756
	10115	Eastern Dentists Ins. Co. RRG	VT	463,387
	11816	Eldercare Mutual Ins. Co., RRG, Inc.	AZ	0
	11714	Emergency Physicians Ins. Co. RRG	NV	0
	12003	Emergency Medicine Prof. Assurance Co. RRG	NV	0
	38466	Evergreen USA RRG Inc.	VT	247,272
	12836	Financial Advisors Assurance Select RRG	NV	1,350
	10619	First Automotive Insurance RRG, Inc.	HI	0
	10991	Global International Insurance Co., Inc. RRG	HI	18,460
	11941	Green Hills Insurance Company RRG	VT	15,742
	11448	GSFS RRG Inc.	SC	0



**TABLE 7 - RISK RETENTION GROUPS  
TOTAL DIRECT WRITTEN PREMIUMS FOR 2007  
RISK RETENTION INSURERS**

<b>NAIC GROUP CODE</b>	<b>NAIC COMPANY CODE</b>	<b>COMPANY NAME</b>	<b>STATE OF DOMICILE</b>	<b>DIRECT WRITTEN PREMIUMS</b>
	11832	Health Care Industry Liability Reciprocal Ins.	DC	848,480
	11097	Heritage Warranty Insurance RRG, Inc	SC	(7,669)
	11672	High Tech Services RRG, Inc.	VT	8,528
	26797	Housing Authority RRG, Inc.	VT	2,425,612
	12018	Indemnity Insurance Corporation of DC, RRG	DC	494,257
	12594	J M Woodworth Risk Retention Group, Inc.	NV	0
	11500	Lenders Protection Assurance Co. RRG	NE	0
	11947	Lewis & Clark LTC RRG, Inc.	NV	0
	11117	Marathon Financial Insurance Company, Inc. RRG	SC	0
	10697	MCIC Vermont, Inc. RRG	VT	50,228,576
	26257	MedAmerica Mutual Risk Retention Group, Inc.	HI	0
	44237	Mental Health RRG Inc.	VT	0
2378	44016	National Home Ins. Co. RRG	CO	559
	11197	National Independent Truckers Inc. RRG	SC	58,626
	10234	National Service Contract Ins. Co. RRG	HI	3,411
	12579	NationWeld Risk Retention Group, Inc.	DC	19,731
	10967	Newport Mutual Ins. RRG Inc.	HI	(1)
	12275	New York Healthcare Ins. Co., Inc., a RRG	DC	0
	10752	Novus Insurance Company RRG	SC	62,731
	11969	NSA Risk Retention Group Inc.	VT	124,122
	12189	Oceanus Insurance Company, a RRG	SC	0
508	44121	OMS National Insurance Co. RRG	IL	1,610,525
	10353	OOIDA RRG Inc.	VT	345,382
	44105	Ophthalmic Mutual Ins. Co. RRG	VT	277,208
	44130	Paratransit RRG Ins. Co.	TN	295,850
	11973	PCH Mutual Insurance Co. Inc. RRG	DC	0
	11513	Physicians Specialty Ltd. RRG	SC	824,820
	11858	Pinnacle Risk Retention Group, Inc.	DC	0
	44083	Preferred Physicans Medical RRG	MO	1,267,943
	10101	Premier Ins. Exchange RRG	VT	0
	11671	ProBuilders Specialty Ins. Co., RRG	DC	90,630
	12010	Regional Health Ins. Co., RRG	DC	0
2378	10691	Residential Insurance Co. Inc. RRG	HI	0
	12209	Restoration Risk Retention Group, Inc.	AZ	176,124

**TABLE 7 - RISK RETENTION GROUPS  
TOTAL DIRECT WRITTEN PREMIUMS FOR 2007  
RISK RETENTION INSURERS**

<b>NAIC GROUP CODE</b>	<b>NAIC COMPANY CODE</b>	<b>COMPANY NAME</b>	<b>STATE OF DOMICILE</b>	<b>DIRECT WRITTEN PREMIUMS</b>
	12524	Scaffold Industry Insurance Company RRG Inc.	DC	114,730
	11267	Security America RRG, Inc.	VT	98,824
	0	SIA Insurance Co.	BER	0
	10754	Spirit Mountain Insurance Company RRG, Inc.	DC	18,309
	44075	States Self-Insurers RRG	VT	0
	11114	St Charles Insurance Company RRG	SC	5,260
	10476	STICO Mutual Insurance Company, RRG	VT	0
	10113	Terra Insurance Co. RRG	VT	14,250
	11153	Titan Insurance Company Inc. RRG	SC	0
	10084	Title Industry Assurance Co. RRG	VT	87,187
	10020	United Educators Insurance RRG Inc.	VT	3,827,662
	11063	Vehicular Service Insurance Co. RRG	OK	2,600
	40940	Western Pacific Mutual Ins. Co. RRG	CO	6,607
<b>TOTAL FOR 81 RISK RETENTION GROUPS</b>				<b>76,001,286</b>

**TABLE 8 - LIFE AND HEALTH INSURANCE COMPANIES  
TOP 20 LIFE INSURERS FOR 2007 RANKED BY ADMITTED ASSETS  
DOMESTIC LIFE INSURERS**

<b>RANK</b>	<b>NAIC CODE</b>	<b>COMPANY NAME</b>	<b>STATE OF DOM</b>	<b>ADMITTED ASSETS</b>
1	88072	Hartford Life Ins Co	CT	165,997,882,123
2	71153	Hartford Life & Ann Ins Co	CT	89,347,776,522
3	87726	Metlife Ins Co of CT	CT	83,221,522,972
4	86509	Ing Life Ins & Ann Co	CT	67,000,402,765
5	93629	Prudential Retirement Ins & Anuty Co	CT	61,437,059,037
6	86630	American Skandia Life Assur Corp	CT	43,236,056,729
7	60054	Aetna Life Ins Co	CT	33,471,046,409
8	62308	Connecticut Gen Life Ins Co	CT	16,582,318,540
9	70815	Hartford Life & Accident Ins Co	CT	14,187,518,569
10	82627	Swiss Re Life & Health Amer Inc	CT	11,925,550,298
11	79413	United Healthcare Ins Co	CT	11,425,483,510
12	93432	CM Life Ins Co	CT	8,625,435,450
13	93548	PHL Variable Ins Co	CT	5,342,708,080
14	70416	MML Bay State Life Ins Co	CT	4,636,984,037
15	86258	General Re Life Corp	CT	2,637,601,115
16	78700	Aetna Hlth & Life Ins Co	CT	1,581,599,913
17	93505	Hartford Intl Life Reassur Corp	CT	1,135,918,782
18	68632	VantisLife Ins Co	CT	649,526,441
19	80926	Sun Life & Hlth Ins Co	CT	119,234,776
20	91785	American Phoenix Life & Reassur Co	CT	69,903,067
<b>TOTALS FOR TOP 20 DOMESTIC LIFE INSURERS BY ADMITTED ASSETS</b>				<b>622,631,529,135</b>

**TABLE 8 - LIFE AND HEALTH INSURANCE COMPANIES  
TOP 20 LIFE INSURERS FOR 2007 RANKED BY ADMITTED ASSETS  
DOMESTIC AND NON-DOMESTIC LIFE INSURERS**

<b>RANK</b>	<b>NAIC CODE</b>	<b>COMPANY NAME</b>	<b>STATE OF DOM</b>	<b>ADMITTED ASSETS</b>
1	65978	Metropolitan Life Ins Co	NY	297,465,527,467
2	68241	Prudential Ins Co Of Amer	NJ	252,761,434,698
3	69345	Teachers Ins & Ann Assoc Of Amer	NY	196,409,274,903
4	88072	Hartford Life Ins Co	CT	165,997,882,123
5	67091	Northwestern Mut Life Ins Co	WI	156,332,489,608
6	65676	Lincoln Natl Life Ins Co	IN	144,609,572,040
7	62944	AXA Equitable Life Ins Co	NY	142,433,163,303
8	61271	Principal Life Ins Co	IA	135,714,881,712
9	65838	John Hancock Life Ins Co (USA)	MI	126,026,506,355
10	66915	New York Life Ins Co	NY	122,753,466,537
11	65935	Massachusetts Mut Life Ins Co	MA	119,085,813,267
12	66869	Nationwide Life Ins Co	OH	99,016,727,763
13	67466	Pacific Life Ins Co	NE	96,551,165,675
14	71153	Hartford Life & Ann Ins Co	CT	89,347,776,522
15	87726	Metlife Ins Co of CT	CT	83,221,522,972
16	65005	RiverSource Life Ins Co	MN	79,870,146,548
17	60186	Allstate Life Ins Co	IL	77,027,928,739
18	80942	ING USA Ann & Life Ins Co	IA	74,257,086,116
19	65056	Jackson Natl Life Ins Co	MI	73,963,866,616
20	86231	Transamerica Life Ins Co	IA	73,509,105,557
<b>TOTALS FOR TOP 20 DOMESTIC AND NON-DOMESTIC LIFE INSURERS BY ADMITTED ASSETS</b>				<b>2,606,355,338,521</b>



**TABLE 8 - LIFE AND HEALTH INSURANCE COMPANIES  
TOP 20 LIFE INSURERS FOR 2007 RANKED BY CT DIRECT WRITTEN PREMIUMS  
DOMESTIC LIFE INSURERS**

<b>RANK</b>	<b>NAIC CODE</b>	<b>COMPANY NAME</b>	<b>STATE OF DOM</b>	<b>DIRECT WRITTEN PREMIUMS [1]</b>
1	93629	Prudential Retirement Ins & Anuty Co	CT	5,863,219,754
2	88072	Hartford Life Ins Co	CT	1,753,555,467
3	60054	Aetna Life Ins Co	CT	796,700,273
4	87726	Metlife Ins Co of CT	CT	742,770,199
5	86509	Ing Life Ins & Ann Co	CT	726,585,015
6	79413	United Healthcare Ins Co	CT	425,209,112
7	62308	Connecticut Gen Life Ins Co	CT	250,110,418
8	71153	Hartford Life & Ann Ins Co	CT	186,821,358
9	86630	American Skandia Life Assur Corp	CT	176,745,247
10	93548	PHL Variable Ins Co	CT	77,868,415
11	70815	Hartford Life & Accident Ins Co	CT	72,815,722
12	68632	VantisLife Ins Co	CT	32,066,908
13	93432	CM Life Ins Co	CT	24,786,141
14	80926	Sun Life & Hlth Ins Co	CT	20,091,097
15	70416	MML Bay State Life Ins Co	CT	1,077,796
16	93734	Phoenix Life & Annuity Co	CT	747,802
17	97764	Idealife Ins Co	CT	23,470
18	81213	American Maturity Life Ins Co	CT	14,825
19	62421	Annuity & Life Reassur Amer Inc	CT	9,009
20	60348	Ace Life Ins Co	CT	0
<b>TOTALS FOR TOP 20 DOMESTIC LIFE INSURERS BY DIRECT WRITTEN PREMIUMS</b>				<b>11,151,218,028</b>

[1] Premiums are based on Schedule T, columns 6 and 7, which includes Annuity Considerations, Deposit-Type Funds and Other Considerations.

**TABLE 8 - LIFE AND HEALTH INSURANCE COMPANIES  
TOP 20 LIFE INSURERS FOR 2007 RANKED BY CT DIRECT WRITTEN PREMIUMS  
DOMESTIC AND NON-DOMESTIC LIFE INSURERS**

<b>RANK</b>	<b>NAIC CODE</b>	<b>COMPANY NAME</b>	<b>STATE OF DOM</b>	<b>DIRECT WRITTEN PREMIUMS [1]</b>
1	93629	Prudential Retirement Ins & Anuty Co	CT	5,863,219,754
2	88072	Hartford Life Ins Co	CT	1,753,555,467
3	65978	Metropolitan Life Ins Co	NY	1,071,507,271
4	60054	Aetna Life Ins Co	CT	796,700,273
5	80942	ING USA Ann & Life Ins Co	IA	756,107,968
6	87726	Metlife Ins Co of CT	CT	742,770,199
7	86509	Ing Life Ins & Ann Co	CT	726,585,015
8	65099	John Hancock Life Ins Co	MA	428,055,307
9	79413	United Healthcare Ins Co	CT	425,209,112
10	65838	John Hancock Life Ins Co (USA)	MI	418,776,285
11	65676	Lincoln Natl Life Ins Co	IN	400,525,630
12	65005	RiverSource Life Ins Co	MN	362,647,922
13	65935	Massachusetts Mut Life Ins Co	MA	335,823,809
14	67660	Pennsylvania Life Ins Co	PA	335,394,594
15	67091	Northwestern Mut Life Ins Co	WI	307,033,215
16	62944	AXA Equitable Life Ins Co	NY	274,894,283
17	62308	Connecticut Gen Life Ins Co	CT	250,110,418
18	68241	Prudential Ins Co Of Amer	NJ	190,785,319
19	71153	Hartford Life & Ann Ins Co	CT	186,821,358
20	69345	Teachers Ins & Ann Assoc Of Amer	NY	184,288,657
<b>TOTALS FOR TOP 20 DOMESTIC AND NON-DOMESTIC LIFE INSURERS BY DIRECT WRITTEN PREMIUMS</b>				<b>15,810,811,856</b>

[1] Premiums are based on Schedule T, columns 6 and 7, which includes Annuity Considerations, Deposit-Type Funds and Other Considerations.

**TABLE 9 - PROPERTY AND CASUALTY INSURANCE COMPANIES  
TOP 20 PROPERTY INSURERS FOR 2007 RANKED BY ADMITTED ASSETS  
DOMESTIC PROPERTY AND CASUALTY INSURERS**

<b>RANK</b>	<b>NAIC CODE</b>	<b>COMPANY NAME</b>	<b>STATE OF DOM</b>	<b>ADMITTED ASSETS</b>
1	19682	Hartford Fire In Co	CT	26,570,549,450
2	25658	Travelers Ind Co	CT	21,284,346,648
3	19038	Travelers Cas & Surety Co	CT	15,376,976,596
4	22357	Hartford Accident & Ind Co	CT	12,046,553,794
5	23680	Odyssey Amer Reins Co	CT	6,855,730,711
6	19070	Standard Fire Ins Co	CT	3,750,201,302
7	25623	Phoenix Ins Co	CT	3,569,463,726
8	31194	Travelers Cas & Surety Co Of Amer	CT	3,555,971,086
9	19046	Travelers Cas Ins Co Of Amer	CT	1,740,100,646
10	30104	Hartford Underwriters Ins Co	CT	1,551,801,541
11	39136	Finial Reins Co	CT	1,323,525,481
12	11452	Hartford Steam Boil Inspec & Ins Co	CT	1,321,168,259
13	20052	National Liab & Fire Ins Co	CT	1,203,062,035
14	37362	General Star Ind Co	CT	1,060,250,913
15	21822	First State Ins Co	CT	995,664,464
16	25682	Travelers Ind Co Of CT	CT	987,959,041
17	41483	Farmington Cas Co	CT	981,914,275
18	19062	Automobile Ins Co Of Hartford CT	CT	964,543,776
19	25615	Charter Oak Fire Ins Co	CT	836,143,678
20	10046	Pacific Ins Co Ltd	CT	677,351,584
<b>TOTALS FOR TOP 20 DOMESTIC PROPERTY AND CASUALTY INSURERS BY ADMITTED ASSETS</b>				<b>106,653,279,006</b>

**TABLE 9 - PROPERTY AND CASUALTY INSURANCE COMPANIES  
TOP 20 PROPERTY AND CASUALTY INSURERS FOR 2007 RANKED BY ADMITTED ASSETS  
DOMESTIC AND NON-DOMESTIC PROPERTY AND CASUALTY INSURERS**

<b>RANK</b>	<b>NAIC COMPANY CODE</b>	<b>COMPANY NAME</b>	<b>STATE OF DOM</b>	<b>ADMITTED ASSETS</b>
1	25178	State Farm Mut Auto Ins Co	IL	104,842,398,449
2	20087	National Ind Co	NE	74,163,534,479
3	19232	Allstate Ins Co	IL	46,162,434,295
4	20443	Continental Cas Co	IL	38,899,575,941
5	23043	Liberty Mut Ins Co	MA	34,829,204,572
6	19445	National Union Fire Ins Co Of Pitts	PA	34,575,350,644
7	16535	Zurich American Ins Co	NY	31,808,017,253
8	20281	Federal Ins Co	IN	29,671,057,233
9	23787	Nationwide Mut Ins Co	OH	29,520,738,919
10	19380	American Home Assur Co	NY	28,856,269,427
11	19682	Hartford Fire In Co	CT	26,570,549,450
12	25143	State Farm Fire And Cas Co	IL	26,187,616,433
13	25658	Travelers Ind Co	CT	21,284,346,648
14	24767	St Paul Fire & Marine Ins Co	MN	19,842,695,554
15	25941	USAA	TX	18,401,816,176
16	10227	Munich Reins Amer Inc	DE	17,948,045,778
17	22039	General Reins Corp	DE	16,414,666,605
18	19038	Travelers Cas & Surety Co	CT	15,376,976,596
19	25364	Swiss Rein America Corp	NY	14,245,829,463
20	22063	Government Employees Ins Co	MD	12,908,294,425
<b>TOTALS FOR TOP 20 DOMESTIC AND NON-DOMESTIC PROPERTY AND CASUALTY INSURERS BY ADMITTED ASSETS</b>				<b>642,509,418,340</b>



**TABLE 9 - PROPERTY AND CASUALTY INSURANCE COMPANIES  
TOP 20 PROPERTY INSURERS FOR 2007 RANKED BY CT DIRECT WRITTEN PREMIUMS  
DOMESTIC PROPERTY AND CASUALTY INSURERS**

<b>RANK</b>	<b>NAIC CODE</b>	<b>COMPANY NAME</b>	<b>STATE OF DOM</b>	<b>DIRECT WRITTEN PREMIUMS [1]</b>
1	14532	Middlesex Mut Assur Co	CT	132,898,634
2	19070	Standard Fire Ins Co	CT	127,516,258
3	27998	Travelers Home & Marine Ins Co	CT	97,157,011
4	19682	Hartford Fire In Co	CT	84,038,476
5	30104	Hartford Underwriters Ins Co	CT	82,173,831
6	25666	Travelers Ind Co Of Amer	CT	60,991,051
7	25674	Travelers Property Cas Co Of Amer	CT	57,943,280
8	15890	Connecticut Medical Ins Co	CT	48,108,078
9	25615	Charter Oak Fire Ins Co	CT	47,695,848
10	14826	New London Cnty Mut Ins Co	CT	42,633,677
11	25658	Travelers Ind Co	CT	42,513,997
12	10062	Covenant Ins Co	CT	31,458,748
13	25623	Phoenix Ins Co	CT	26,000,361
14	14923	Patrons Mut Ins Co Of Ct	CT	23,533,260
15	10046	Pacific Ins Co Ltd	CT	23,074,122
16	25682	Travelers Ind Co Of CT	CT	22,415,929
17	31194	Travelers Cas & Surety Co Of Amer	CT	22,407,086
18	27120	Trumbull Ins Co	CT	19,836,267
19	11000	Sentinel Ins Co Ltd	CT	19,606,963
20	36137	Travelers Commercial Ins Co	CT	18,146,135
<b>TOTALS FOR TOP 20 DOMESTIC PROPERTY AND CASUALTY INSURERS BY DIRECT WRITTEN PREMIUMS</b>				<b>1,030,149,012</b>

[1] Premiums are based on Schedule T, column 2.

**TABLE 9 - PROPERTY AND CASUALTY INSURANCE COMPANIES  
TOP 20 PROPERTY AND CASUALTY INSURERS FOR 2007 RANKED BY CT DIRECT WRITTEN PREMIUMS  
DOMESTIC AND NON-DOMESTIC PROPERTY AND CASUALTY INSURERS**

<b>RANK</b>	<b>NAIC COMPANY CODE</b>	<b>COMPANY NAME</b>	<b>STATE OF DOM</b>	<b>DIRECT WRITTEN PREMIUMS [1]</b>
1	19232	Allstate Ins Co	IL	270,307,457
2	23035	Liberty Mut Fire Ins Co	WI	205,803,696
3	35882	Geico Gen Ins Co	MD	145,670,924
4	20281	Federal Ins Co	IN	145,640,752
5	14532	Middlesex Mut Assur Co	CT	132,898,634
6	19070	Standard Fire Ins Co	CT	127,516,258
7	23787	Nationwide Mut Ins Co	OH	124,227,016
8	19976	Amica Mut Ins Co	RI	124,158,558
9	24260	Progressive Cas Ins Co	OH	109,069,643
10	27998	Travelers Home & Marine Ins Co	CT	97,157,011
11	39012	Safeco Ins Co Of IL	IL	94,685,499
12	20443	Continental Cas Co	IL	88,413,406
13	23841	New Hampshire Ins Co	PA	87,945,088
14	19682	Hartford Fire In Co	CT	84,038,476
15	30104	Hartford Underwriters Ins Co	CT	82,173,831
16	26298	Metropolitan Prop & Cas Ins Co	RI	81,751,880
17	17230	Allstate Prop & Cas Ins Co	IL	81,363,009
18	19380	American Home Assur Co	NY	81,281,664
19	20303	Great Northern Ins Co	IN	79,929,160
20	37478	Hartford Ins Co Of The Midwest	IN	79,777,820
<b>TOTALS FOR TOP 20 DOMESTIC AND NON-DOMESTIC PROPERTY AND CASUALTY INSURERS BY DIRECT WRITTEN PREMIUMS</b>				<b>2,323,809,782</b>

[1] Premiums are based on Schedule T, column 2.