

# CT PRESCRIPTION DRUG DISPENSATIONS – 2019 QUARTER 1

The CT Prescription Monitoring and Reporting System (CPMRS) collects prescription records for Schedule II – V controlled substances, mandated by CT General Statutes Sec. 21a-254.



Controlled substances are classified into **5 drug schedules** which are determined by the U.S. Drug Enforcement Administration (DEA) and the CT Drug Control Division. The classification is based on a drug's medical use and potential for misuse and dependency.



**61%**

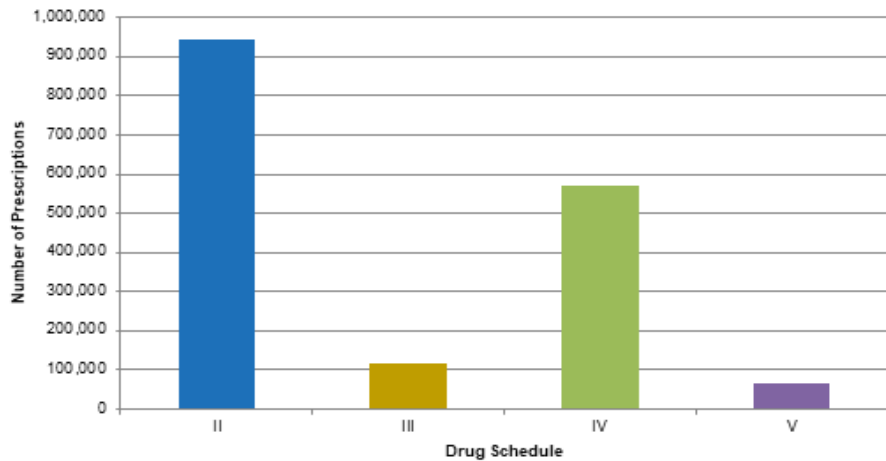
of controlled substances dispensed to CT residents this quarter are benzodiazepines, stimulants, opiate partial agonists, and opiate agonists.

## Controlled Substance Prescriptions Dispensed to CT Residents

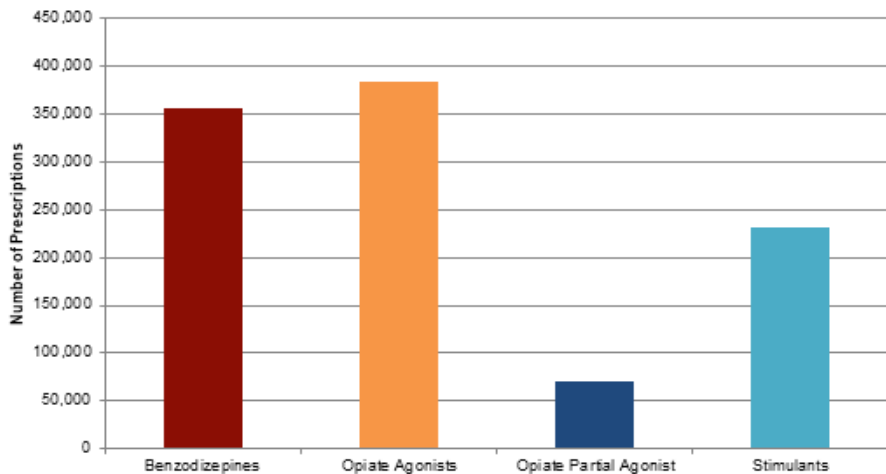
Patient Residence	Prescription Count
Fairfield County	372,491
Hartford County	406,479
Litchfield County	101,626
Middlesex County	93,712
New Haven County	434,768
Tolland County	72,247
New London County	172,746
Windham County	59,637
Connecticut	1,714,213

\*Since county information is not available for all prescriptions, the county totals will not add up to the state total

## Number of Controlled Substance Prescriptions by DEA Drug Schedule



## Most Common Controlled Substances Dispensed to CT Residents



## Opiate Agonist Prescriptions

Opiate agonists are generally used to treat moderate to severe pain; typically associated with injury, surgery, or various health conditions.

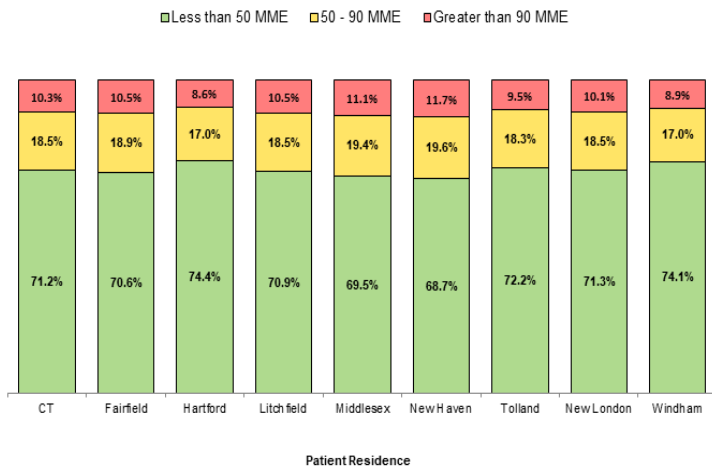
### Top 5 Opiate Agonist Prescriptions Dispensed to CT Residents

Generic Drug Name	Prescription Count
Oxycodone HCl	93,775
Tramadol HCl	75,446
Oxycodone HCl/APAP	75,329
Hydrocodone bitartrate/APAP	60,311
Morphine sulfate	18,672

<sup>1</sup>APAP = acetaminophen

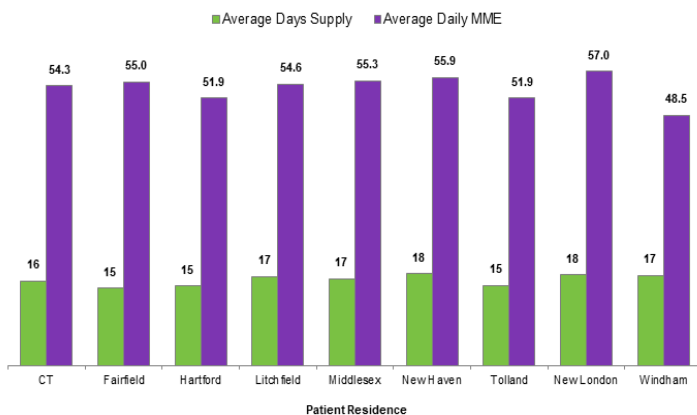
The Centers for Disease Control and Prevention (CDC) recommends that when starting a patient on opioids that the lowest effective dosage (<50 MME/day) should be prescribed in order to reduce the risk for overdose. Prescribing dosages of ≥50 MME/day increases the chances of an overdose ([CDC Guideline for Prescribing Opioids for Chronic Pain](#)).

### Proportion of Opiate Agonists per MME Category



The longer a person is exposed to opioids the risks of opioid dependency increases.

### Average Days Supply and Daily Morphine



## Benzodiazepine Prescriptions

Benzodiazepines are often used to treat a variety of health conditions such as anxiety, seizures, and insomnia.

### Top 5 Benzodiazepine Prescriptions Dispensed to CT Residents

Generic Drug Name	Prescription Count
Alprazolam	128,226
Clonazepam	92,958
Lorazepam	86,148
Diazepam	34,665
Temazepam	7,330

## Stimulant Prescriptions

Stimulants are most often used to treat attention-deficit hyperactivity disorder (ADHD). It is also used to treat narcolepsy.

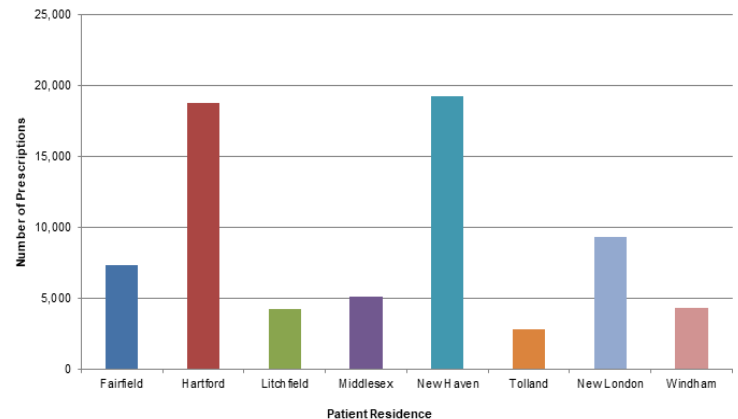
### Top 5 Stimulant Prescriptions Dispensed to CT Residents

Generic Drug Name	Prescription Count
Dextroamphetamine sulf-saccharate/amphetamine sulf-aspartate	93,897
Methylphenidate HCl	47,382
Lisdexamfetamine dimesylate	45,354
Phentermine HCl	15,874
Dexmethylphenidate HCl	13,973

## Opiate Partial Agonist Prescriptions

Drugs in this classification include medications that contains substances such as buprenorphine, butorphanol, and pentazocine.

### Number of Opiate Partial Prescriptions



Data Source: Connecticut Prescription Monitoring and Reporting System (CPMRS)

