

# CT PRESCRIPTION DRUG DISPENSATIONS – 2021 QUARTER 4

The CT Prescription Monitoring and Reporting System (CPMRS) collects prescription records for Schedule II – V controlled substances, mandated by CT General Statutes Sec. 21a-254.



Controlled substances are classified into **5 drug schedules** which are determined by the U.S. Drug Enforcement Administration (DEA) and state regulations. The classification is based on a drug's medical use and potential for misuse and dependency.



**78%**

of controlled substances dispensed to CT residents this quarter are benzodiazepines, medical marijuana, opiate partial agonists, opiate agonists, and stimulants.

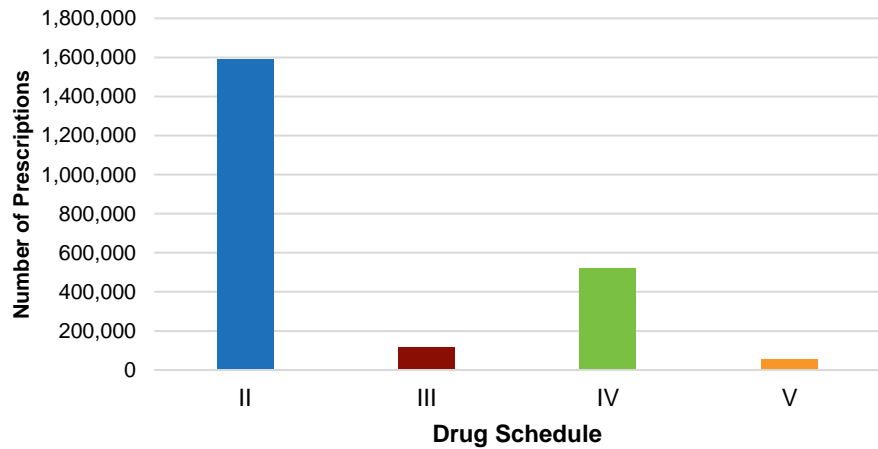
## Prescriptions<sup>1</sup> Dispensed to CT Residents

Patient Residence	Prescription Count
Fairfield County	608,449
Hartford County	621,766
Litchfield County	156,730
Middlesex County	147,250
New Haven County	701,181
New London County	276,010
Tolland County	105,235
Windham County	92,546
Connecticut <sup>2</sup>	2,710,966

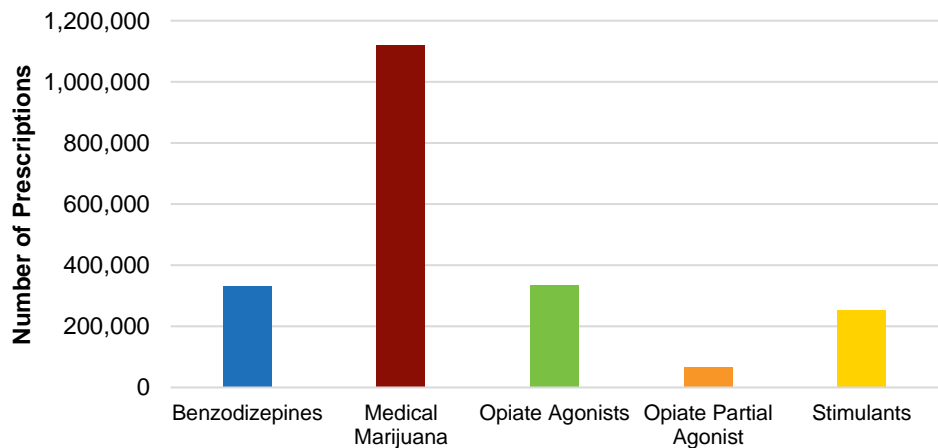
<sup>1</sup> This includes non-controlled & controlled prescriptions

<sup>2</sup> Since county information is not available for all prescriptions, the county totals will not add up to the state total

## Number of Controlled Substance Prescriptions by DEA Drug Schedule



## Most Common Controlled Substances Dispensed to CT Residents



## Opiate Agonist Prescriptions

Opiate agonists are generally used to treat moderate to severe pain; typically associated with injury, surgery, or various health conditions.

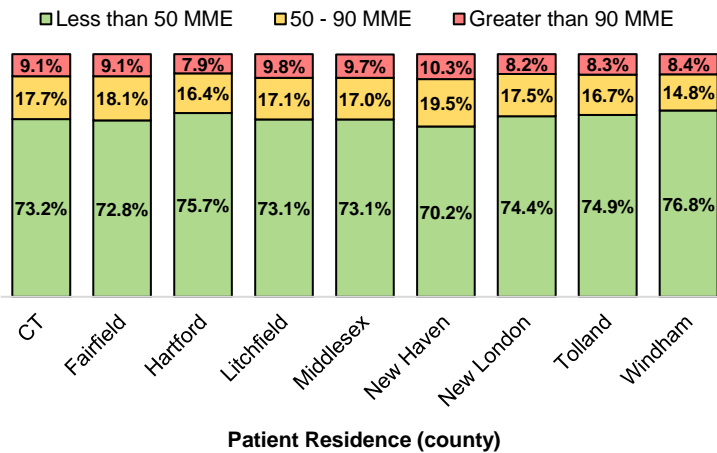
### Top 5 Opiate Agonist Prescriptions Dispensed to CT Residents

Generic Drug Name	Prescription Count
Oxycodone HCl	93,710
Tramadol HCl	65,932
Oxycodone HCl/acetaminophen	60,414
Hydrocodone bitartrate/APAP	45,376
Hydromorphone HCl	19,167

\*APAP = acetaminophen

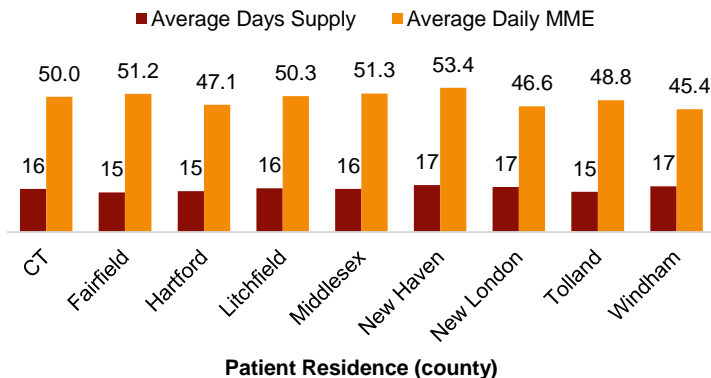
The Centers for Disease Control and Prevention (CDC) recommends that when starting a patient on opioids that the lowest effective dosage (<50 MME/day) should be prescribed in order to reduce the risk for overdose. Prescribing dosages of ≥50 MME/day increases the chances of an overdose ([CDC Guideline for Prescribing Opioids for Chronic Pain](#)).

### Proportion of Opiate Agonists per MME Category



The longer a person is exposed to opioids the risks of opioid dependency increases.

### Average Days Supply and Daily Morphine Milligram Equivalent



## Benzodiazepine Prescriptions

Benzodiazepines are often used to treat a variety of health conditions such as anxiety, seizures, and insomnia.

### Top 5 Benzodiazepine Prescriptions Dispensed to CT Residents

Generic Drug Name	Prescription Count
Alprazolam	116,711
Clonazepam	88,443
Lorazepam	81,748
Diazepam	31,175
Temazepam	5,826

## Stimulant Prescriptions

Stimulants are most often used to treat attention-deficit hyperactivity disorder (ADHD). It is also used to treat narcolepsy.

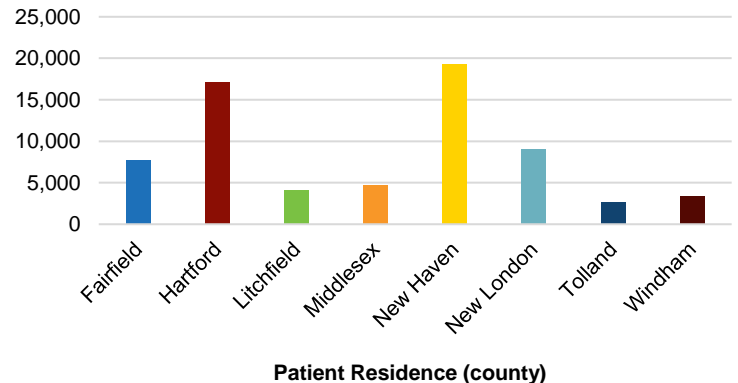
### Top 5 Stimulant Prescriptions Dispensed to CT Residents

Generic Drug Name	Prescription Count
Dextroamphetamine sulf-saccharate/amphetamine sulf-aspartate	113,069
Methylphenidate HCl	47,955
Lisdexamfetamine dimesylate	47,268
Phentermine HCl	15,383
Dexmethylphenidate HCl	13,695

## Opiate Partial Agonist Prescriptions

Drugs in this classification include medications that contain substances such as buprenorphine, butorphanol, and pentazocine.

### Number of Opiate Partial Agonist Prescriptions



Data Source: Connecticut Prescription Monitoring and Reporting System (CPMRS)

