


DDS



DDS Community Training Homes



Presented by:

Tim Lavoy, Doug Duford, Kathy Calo
DDS CTH Managers





What is a CTH?

- ★ Everyone needs at least one family.
- ★ Some people with intellectual disabilities have more than one – their natural one and the family they live with in a DDS licensed Community Training Home.
- ★ For children, the CTH provides a substitute family for those who cannot live with their own families or for whom adoption is not immediately possible.
- ★ For adults, the CTH provides a nurturing home environment where adults can share responsibilities, develop mutual relationships, be independent and make their own choices.






What is a CTH? Continued....

- ★ A CTH is licensed pursuant to Section 17a-227 CGS and is a regulatory scheme that assures:
 - consistent monitoring and ongoing review
 - assures that health, safety, programmatic, financial and social needs of the individual are met.



Who are CTH Licensees?



- ★ Our CTH families are of diverse cultures, backgrounds and composition.
- ★ Licensee's ages and experience vary widely, with a mix of both professionals and para-professionals most in educational and caring professions.
- ★ Licensee age ranges offer opportunities for a variety of life stage experiences.






Screening CTH Applicants

- ★ To become a licensee, the applicant goes through the initial application process:
 - Comprehensive Home and Fire Safety Inspection.
 - Certificate of good health
 - 3 written references from non-related persons.
 - Local and State Police criminal record checks of the applicant and all occupants of the home over the age of 16.
 - DCF Licensing and Abuse\Neglect records review.
 - DPH Licensing and records review






Screening CTH Applicants Continued...



- ★ Home Study interviews done with the applicant and family members\home occupants.
- ★ The completed Home Study document is a comprehensive review of the how the family functions, its interests and strengths.
- ★ The region must verify that a home and applicant are ready for Initial licensing.
- ★ Then Quality Reviewers from Central Office will visit the home for a comprehensive inspection to ensure the quality of the environment and that the CTH standards are fully met.






Screening CTH Licensees Continued...



- ★ Issuance of a CTH License by the DDS Commissioner occurs only when:
 - All training and background checks have been completed.
 - The physical and safety conditions in the home have been verified as meeting DDS standards.
 - DDS believes that the Licensee and the family will offer a safe, nurturing and healthy environment.



How are Applicants Trained?



- ★ The core training includes an overview of disabilities, abuse & neglect prevention and reporting, program development, interacting with families, language and communication needs.
- ★ Essential safety training is required in: CPR, First Aid, infection control, medical & emergency procedures, positive behavioral supports and DDS policies and procedures.
- ★ There is also specialized, individual training sessions for topics that relate specifically to the person's needs.






What does the CTH Licensee do?

- ★ Their first and most important role is to provide a safe, caring home – with all that means in the way of comfort, understanding and support.
- ★ This includes maintaining meaningful involvement with one's natural family, the community and the CTH family.
- ★ The CTH Licensee accepts the responsibility for caring for one, two, or in some special instances, as many as three individuals.
- ★ Living in a home environment presents the Licensee with daily opportunities to teach new, meaningful life skills and how to use natural community resources and services.



What does the CTH Licensee do?




Continued...



- ★ Assure that activities individual's participate in are valued and appropriate for the person's age, gender, culture and religion.
- ★ Facilitate a relationship with the individual and his/her natural family and in the general community.
- ★ Ensure that the person's identified health, safety and medical needs are met and that care complies with the DDS regulations.
- ★ They offer a safe, nurturing home by giving guidance, support and personal attention towards building skills and competencies.






What is the role of the natural family?



- ★ The natural family is encouraged to play an active and ongoing role in the person's life.
- ★ They typically are the primary resource for the development of the relationship between the individual and the CTH family.
- ★ As active team members they attend meetings and assist in the development and review of the IP.
- ★ If appropriate, they are a natural respite support to the Licensee family.






DDS Case Manager and Clinical Supports



- ★ The Case Manager will visit an individual at least every 3 months to assess their progress and review the IP.
- ★ Depending on the support arrangements, either a DDS Adult Services Specialist will visit on a regular basis in accordance with the persons needs, or a private agency staff visit each home at least monthly.
- ★ Clinical services (Nursing and Behavioral) are assigned for the individual based on the needs identified in the IP.






DDS Quality Assurance Monitoring - Annual Inspections



- ★ After an individual moves into a new CTH, a Quality Assurance review will occur within four to six months to make sure that the appropriate services are being provided.
- ★ After that, QA inspections will occur annually to make sure that the individual's needs and goals continue to be met.
- ★ QA will look at a number of different areas of an individual's life (e.g. Individual Plan, health care, finances, human rights, safety).



Summary



- ★ The CTH concept is very successful in other states, in Vermont & New Hampshire is it the primary out of home Residential Care Model.
- ★ Presently 409 persons are appropriately supported in licensed homes throughout the state. (June 2010)
- ★ Statewide CTH services represent 5% of DDS Operated/Funded Residential Supports. (June 2010)



Questions??

