


DDS EMPLOYMENT AND DAY SERVICES PARTICIPATION SURVEY RESULTS

All information based on responses from 64 survey participants




64 PROVIDERS PARTICIPATED IN THE SURVEY

Representing about 66% of all individuals authorized for Employment and Day Services



DAY SUPPORT OPTIONS (DSO/DSH)	59
INDIVIDUALIZED DAY NON-VOCATIONAL (IDN)	50
INDIVIDUALIZED DAY VOCATIONAL (IDV)	41
INDIVIDUAL SUPPORTED EMPLOYMENT (ISE)	38
GROUP SUPPORTED EMPLOYMENT (GSE)	37
SENIOR SUPPORTS (SS)	25
EMPLOYMENT TRANSITION SERVICES (ETS)	18




PROVIDERS CAN OFFER MULTIPLE SERVICE TYPES

5338 Individuals have returned to Employment and Day Services

1860 individuals have not yet returned as part of Phase 1


An additional 3784 authorized individuals are not represented in this survey



WHAT PERCENT OF AUTHORIZED INDIVIDUALS RETURNED AS OF 9/1/2020?

SENIOR SUPPORTS (SS)	100%
INDIVIDUALIZED DAY NON-VOCATIONAL (IDN)	90%
EMPLOYMENT TRANSITION SERVICES (ETS)	86%
INDIVIDUAL SUPPORTED EMPLOYMENT (ISE)	85%
INDIVIDUALIZED DAY VOCATIONAL (IDV)	83%
GROUP SUPPORTED EMPLOYMENT (GSE)	77%
DAY SUPPORT OPTIONS (DSO/DSH)	67%
TOTAL	74%

64% Receiving face to face services only



22% Receiving virtual services only

14% Receiving both face to face and virtual services