

## What We Learned From the National Core Indicators (NCI) Adult Consumer Survey

---

NCI Results From People Across Connecticut in  
2012-13  
User-Friendly Version



## Who helped with this report?

We thank the California Developmental Disabilities Consumer Advisory Committee. Their ideas help make this report easy to understand! Thanks also to everyone who let us take and use their pictures. They helped make this report interesting.

Michael Cornejo

Tracey Mensch

Marcia Dinkelspiel

David Oster

Joseph Flanagan

Rene Rodriguez

Krisi Franzone

Pattie Simpkins

Michelle Gordon

Robert Taylor

Sue Ann Hankensiefken

Cindy White

Lisa Krueger

Eduardo A. Zapata

---

# What We Have Learned From the National Core Indicators Adult Consumer Survey

NCI Results From People Across Connecticut in 2012-13  
User-Friendly Version

## A Collaborative Effort of:



## Cover art by Donald Roberts (1962 -2009)



Donald was a former member of the statewide Consumer Advisory Committee in California, Valley Mountain Regional Center Board of Directors, Olmstead Advisory Committee, California Memorial Project, and Self-Advocacy Council 6. Donald was dedicated to the empowerment of people with disabilities and expressed his experiences and dreams through his artwork.

---

## What Is National Core Indicators (NCI)?

Each year, NCI asks people with intellectual and developmental disabilities (ID) and their families about the services they get and how they feel about them. NCI uses surveys so that the same questions can be asked to a large group.

### Who is interviewed?

Each year people in many states take part in an NCI meeting. Every year a new group of people are asked to meet. During the meeting people are asked the NCI survey questions. The questions are asked to the person who gets services from the state. For some questions, a family member, friend, or staff member who knows the person well can answer.

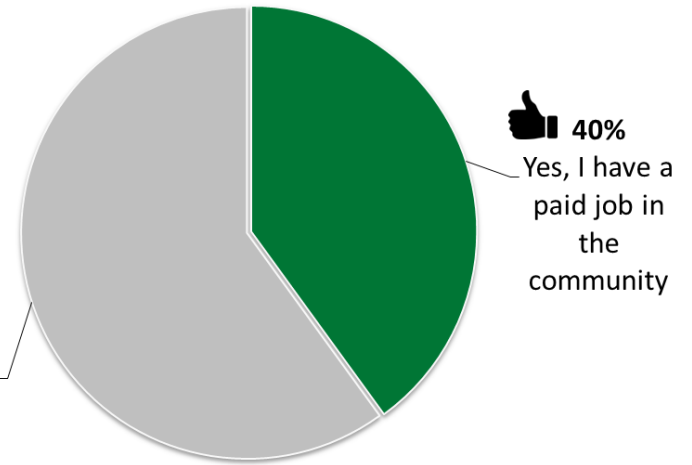
### What is this report?

This report shows the answers that people gave to some NCI survey questions. Each page shows a different question and the answers. Each page also has a pie graph. It shows how many people said **yes** and how many said **no**. There are also words and stick figures that show how many yes and no answers there were for each question. The answers are whole numbers (like 60% or 90%).

In this report, we show the answers to the questions that people are most interested in. Like, “Did you choose your job?”

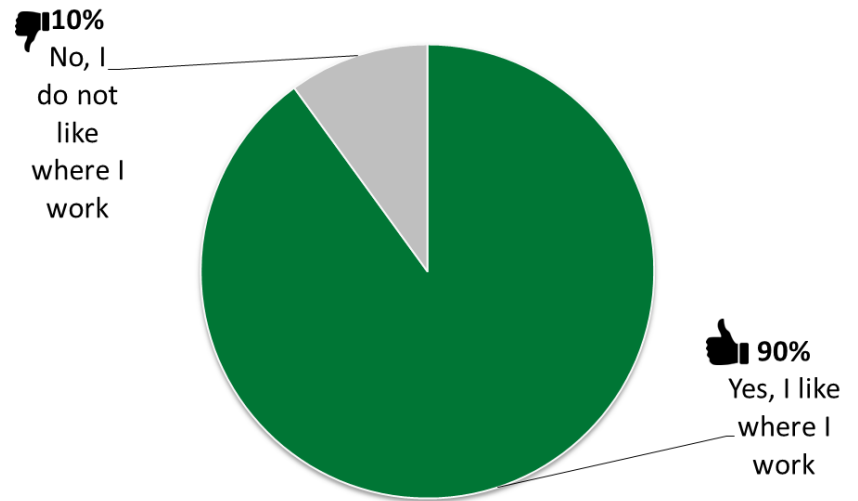
This report can help people talk about services and supports. If you want more information, you can look up the full report at: <http://www.nationalcoreindicators.org>

# Do you have a paid job in your community?



NCI tells us **4** out of every **10** people have a **paid job in the community.**


# Do you like where you work?

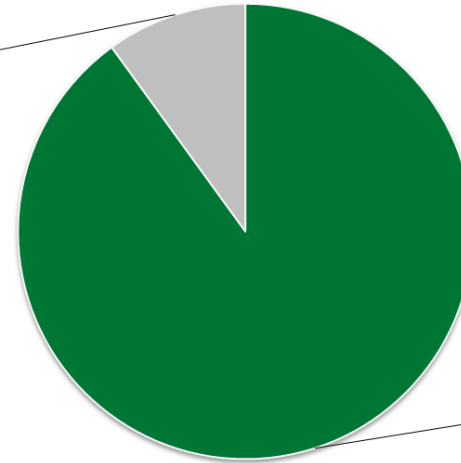



NCI tells us **9** out of every **10** people who have a paid job in the community said they **like where they work**.

# Did you go out shopping in the past month?



 10%  
No, I did not go out shopping in the past month




 90%  
Yes, I did go out shopping in the past month

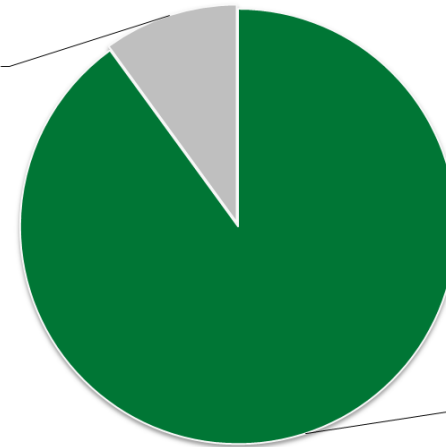



NCI tells us **9** out of every **10** people said they **went out shopping in the past month.**

# Did you go out on errands in the past month?



 **10%**  
No, I did not  
go on  
errands in  
the past  
month



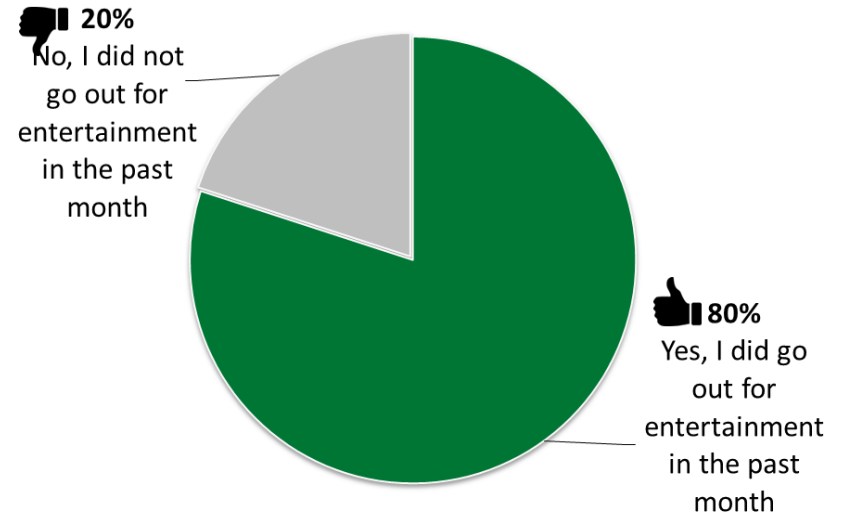
 **90%**  
Yes, I did  
go out on  
errands in  
the past  
month



NCI tells us **9** out of every **10** people said they **went out on errands in the past month.**




# Did you go out for entertainment in the past month?

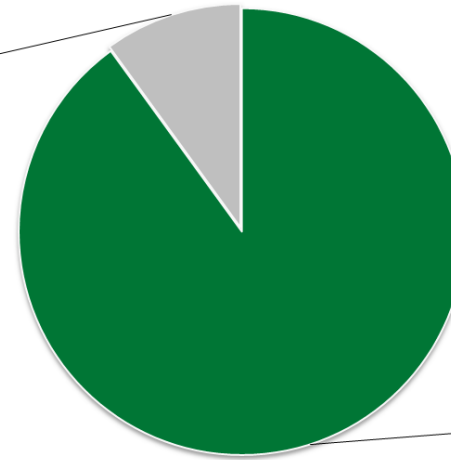


NCI tells us **8** out of every **10** people said they **went out for entertainment in the past month.**

# Did you go out to eat in the past month?



 **10%**  
No, I did not go out to eat in the past month

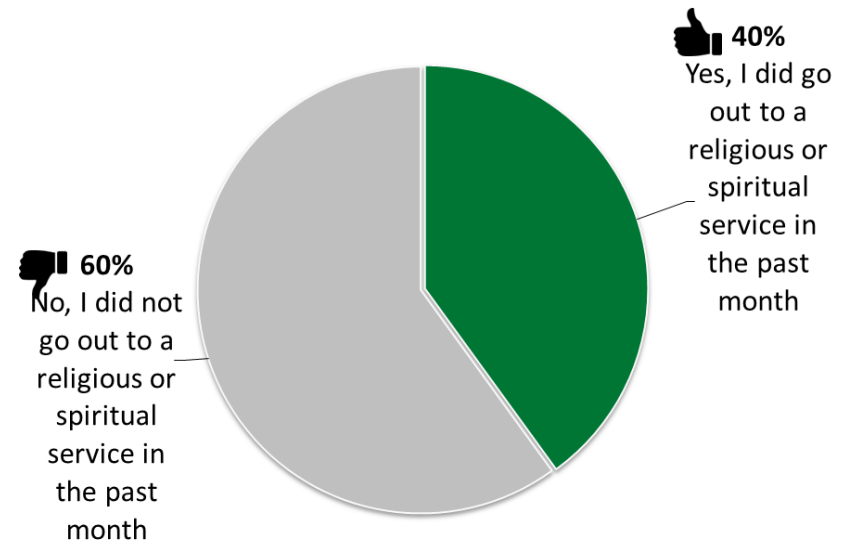


 **90%**  
Yes, I did go out to eat in the past month



NCI tells us **9** out of every **10** people said they **went out to eat in the past month.**


# Did you go out for a religious or spiritual service in the past month?

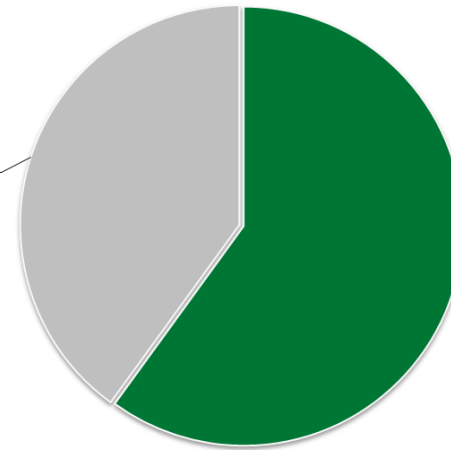



NCI tells us **4** out of every **10** people said they **went out to a religious or spiritual service in the past month.**

# Did you go out for exercise in the past month?



 **40%**  
No, I did not  
go out for  
exercise in  
the past  
month

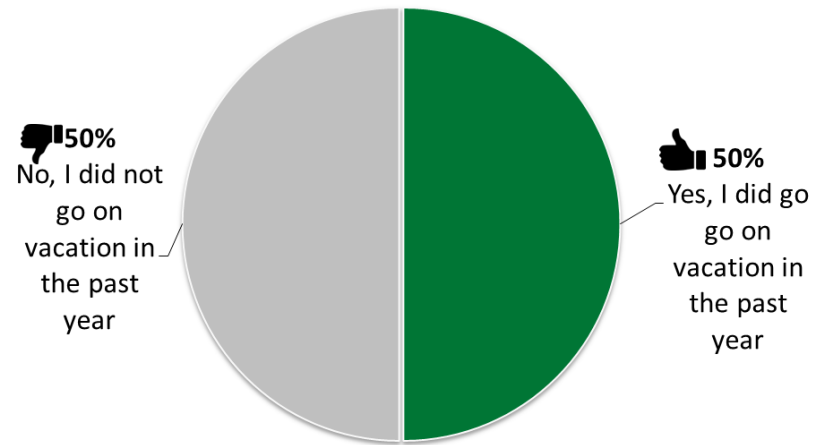


 **60%**  
Yes, I did go  
out for  
exercise in  
the past  
month



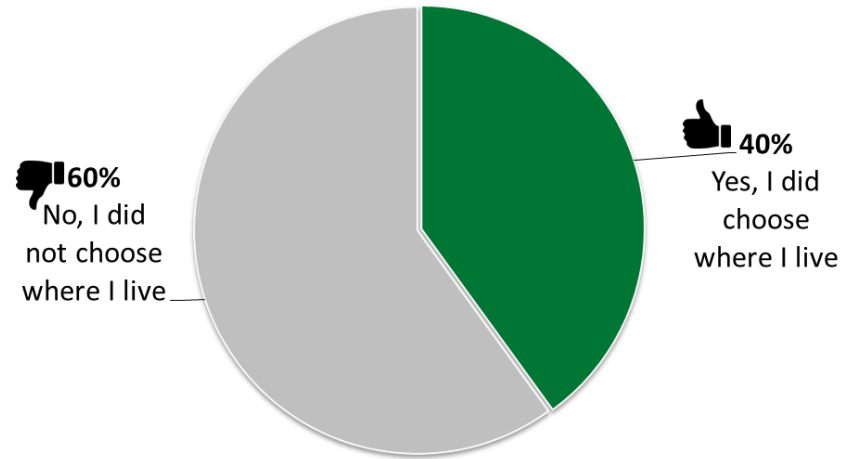
NCI tells us **6** out of every **10** people said they **went out for exercise in the past month.**

# Did you go on vacation in the past year?



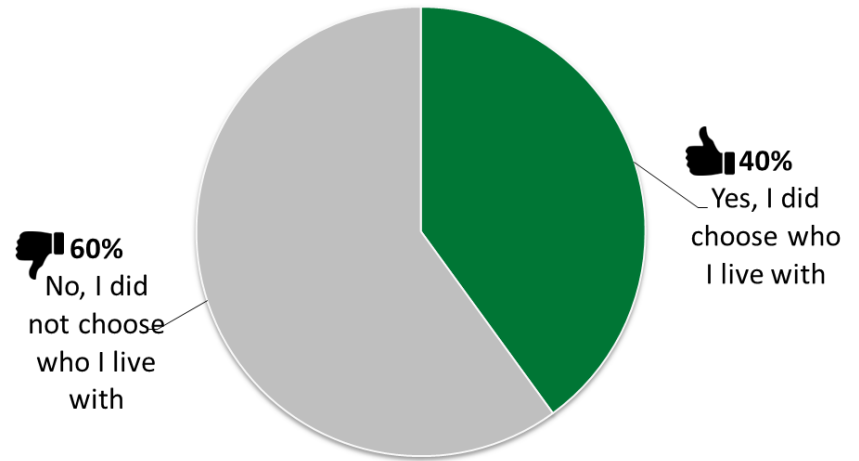
NCI tells us **5** out of every **10** people said they **went on vacation in the past year.**

# Did you choose where you live?



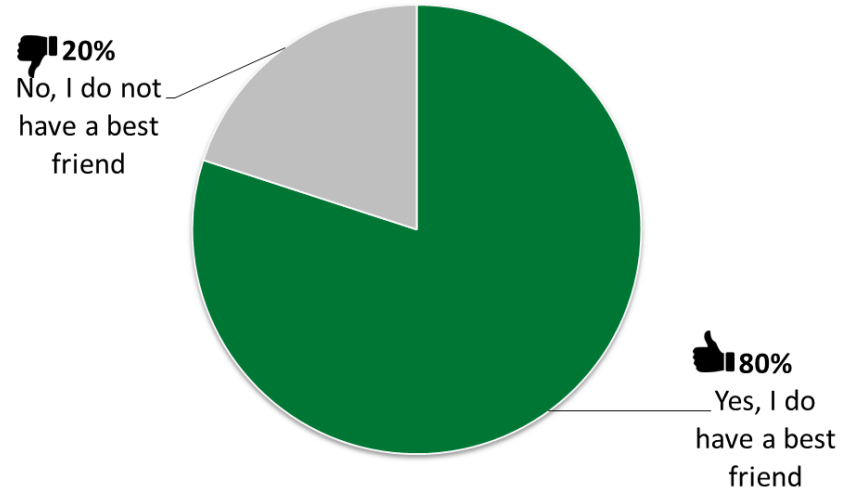
NCI tells us **4** out of every **10** people said they **chose where they live**.

# Did you choose who you live with?



NCI tells us **4** out of every **10** people said they **chose who they live with**.

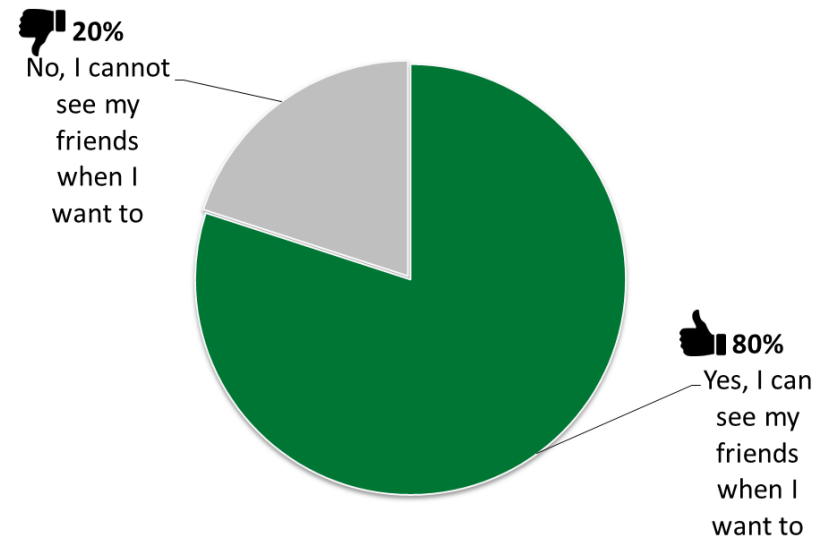
# Do you have a best friend?



NCI tells us **8** out of every **10** people said they **have a best friend**.

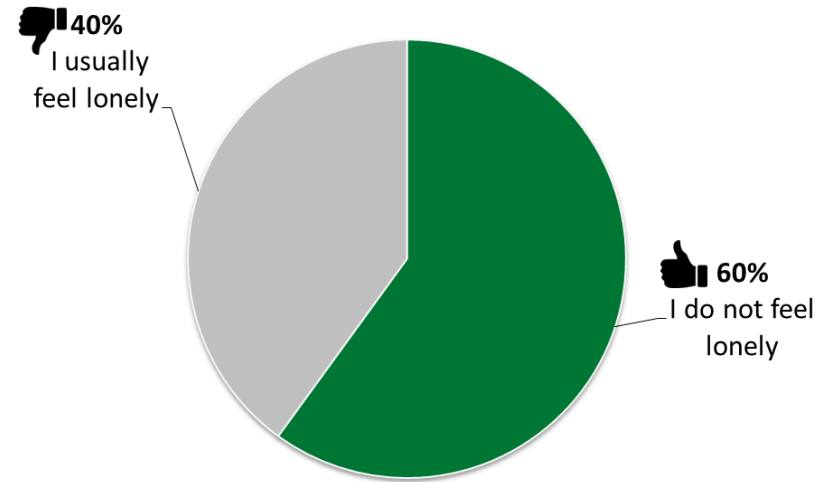


# Can you see your friends when you want to?



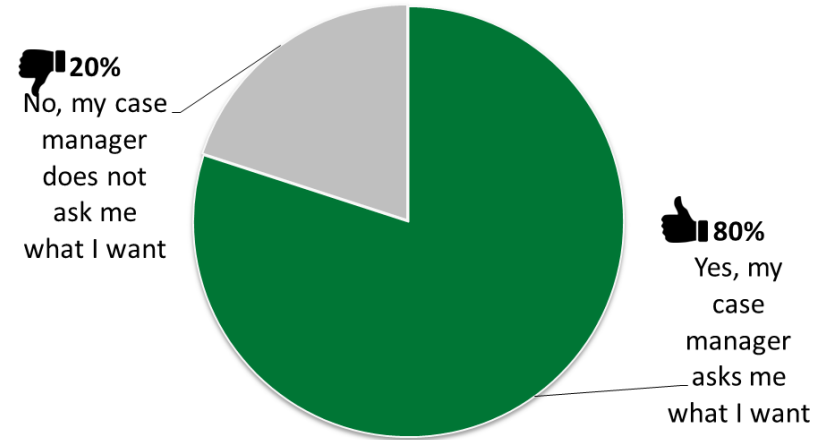
NCI tells us **8** out of every **10** people said they **can see their friends when they want to**.

# Do you ever feel lonely?



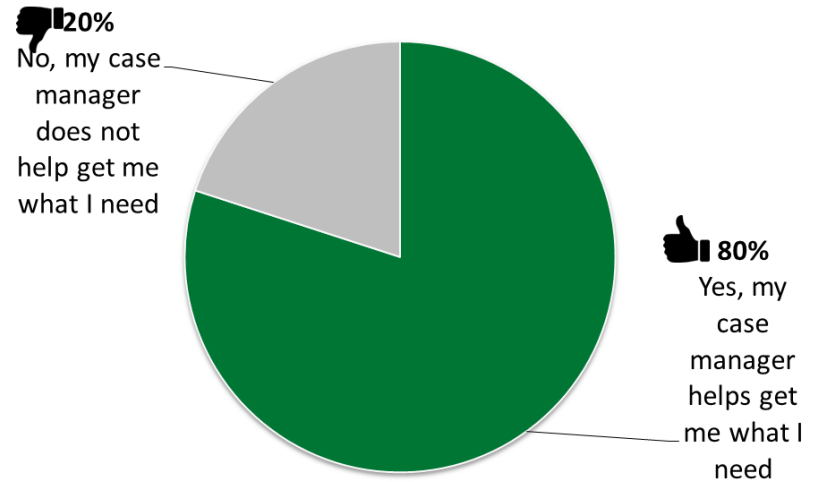
NCI tells us **6** out of every **10** people said they **do not feel lonely**.

# Does your case manager ask what you want?



NCI tells us **8** out of every **10** people said their **case manager** asks them what they want.


# Does your case manager help get what you need?

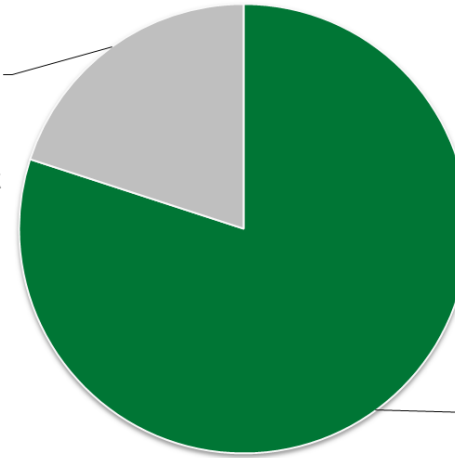



NCI tells us **8** out of every **10** people said their **case manager helps get them what they need.**

# Does your case manager call you back right away when you call and leave a message?



 20%  
No, my case manager does not call me back right away

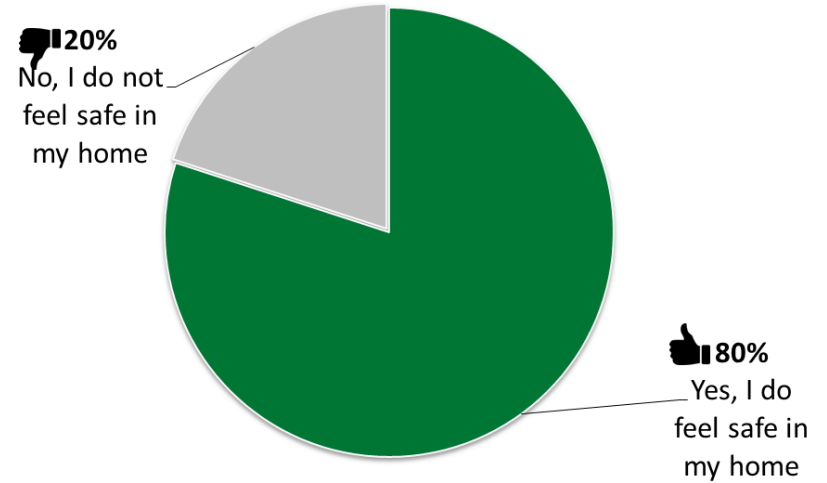


 80%  
Yes, my case manager calls me back right away



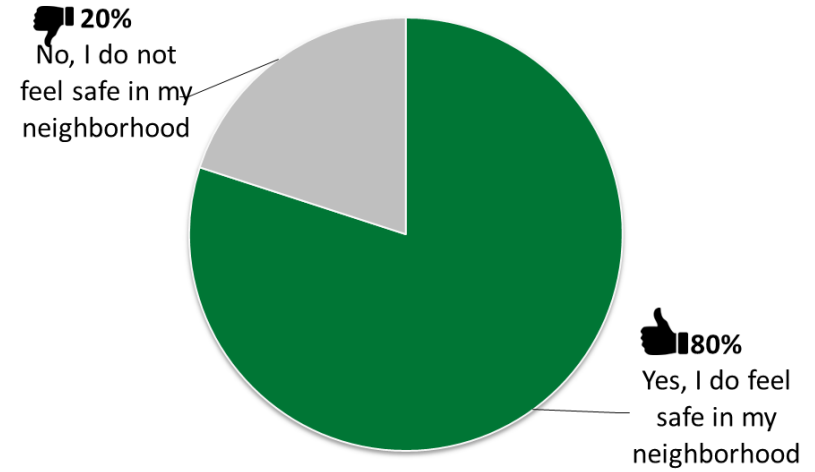
NCI tells us **8** out of every **10** people said their **case manager** calls them **back right away**.

# Do you feel safe in your home?



NCI tells us **8** out of every **10** people said they **feel safe in their home**.


# Do you feel safe in your neighborhood?

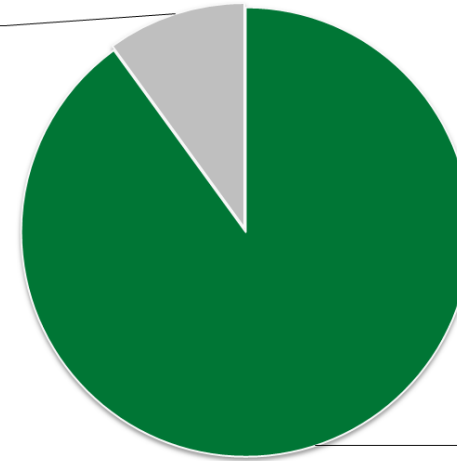



NCI tells us **8** out of every **10** people said they **feel safe in their neighborhood.**

# Do you feel safe at your work or day activity?



 10%  
No, I do not  
feel safe at  
my work or  
day activity



 90%  
Yes, I do  
feel safe at  
my work or  
day activity



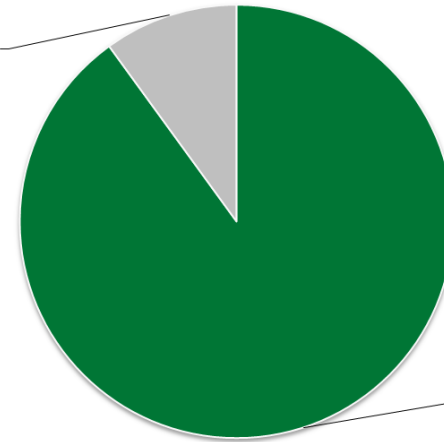
NCI tells us **9** out of every **10** people said they **feel safe at their work or day activity.**



# Do your staff treat you with respect?



 10%  
No, my staff  
do not treat  
me with  
respect




 90%  
Yes, my staff  
do treat me  
with  
respect

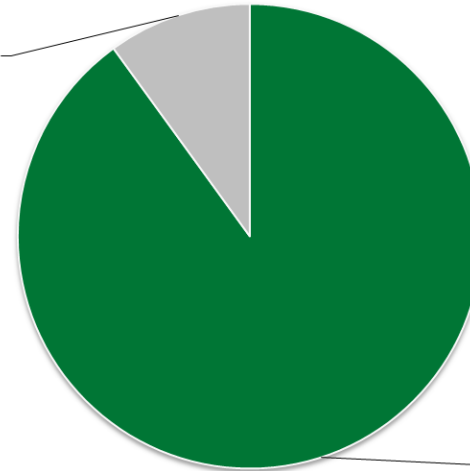



NCI tells us **9** out of every **10** people said their **staff treat them with respect.**

# Do you have enough privacy at home?



 10%  
No, I do not  
have  
enough  
privacy at  
home

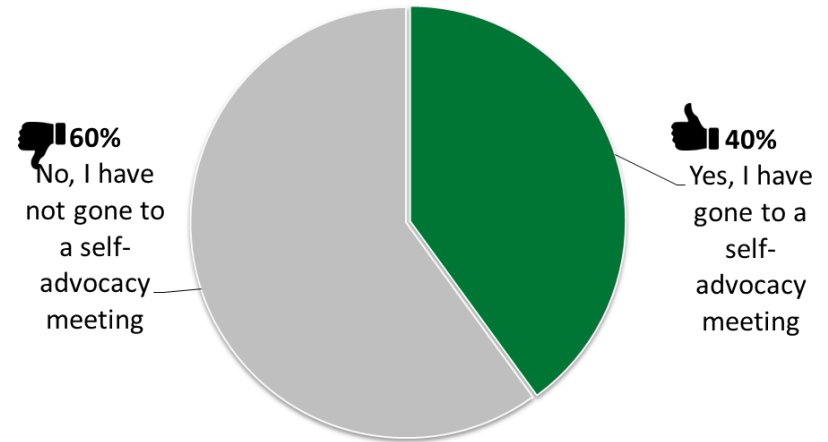


 90%  
Yes, I do  
have  
enough  
privacy at  
home



NCI tells us **9** out of every **10** people said they **have enough privacy at home.**

# Have you gone to a self-advocacy meeting?



NCI tells us **4** out of every **10** people said they **have gone to a self-advocacy meeting**.

---

**What We Have Learned from the  
National Core Indicators  
Adult Consumer Survey**

**NCI Results From People Across Connecticut in 2012-13  
User-Friendly Version**



**NATIONAL CORE  
INDICATORS**

<http://www.nationalcoreindicators.org/>

**A Collaborative Effort of**

**NASDDDS**

National Association of State Directors of Developmental Disabilities Services

Mary Lee Fay  
[mlfay@nasdds.org](mailto:mlfay@nasdds.org)  
113 Oronoco Street  
Alexandria, VA 22314  
703.683.4202



**Human Services  
Research Institute**

Josh Engler  
[jengler@hsri.org](mailto:jengler@hsri.org)  
2336 Massachusetts Avenue  
Cambridge, MA 02140  
617.876.0426