


Soo wicida: Marka la gaadhayo guriga macmiilka, hubso inaad haysato macluumaadka soo socda:


- Aqoonsigaaga Santrax.

1.  **Garaac lambarada wicitaanka bilaashka ee loo qoondeeyay wakaaladaada.**


Haddii aad kala kullanto dhibaatooyin lambarka wicitaanka bilaashka ah, fadlan isticmaal lambarka wicitaanka bilaashka ah.

 Nidaamka Santrax waxa uu odhan doonaa: “**Ingiriisiga, fadlan cadaadi hal (1). Isbaanishka, fadlan cadaadi labba (2). Ruushka, fadlan cadaadi saddex (3). Soomaali, fadlan cadaadi afar (4). Shiinaha la fududeeyay, fadlan cadaadi shan (5). Carabi Masaariga ah, fadlan cadaadi lix (6). Boolishaka, fadlan cadaadi todoba (7).**”


Wac Tilmaamaha lagu maqlo luqaddahooda la doortay.

2.  **Cadaadi lambarka waafaqsan luqadda aad rabto inaad maqasho.**


Dhammaan tilmaamaha xususinta wicida waxaa lagu maqli doonaa luqaddaas.

 Santrax waxay odhan doontaa: “**Ku soo dhawow, fadlan geli Aqoonsigaaga Santrax.**”


3.  **Cadaadi lambarada Aqoonsigaaga Santrax telefoonka la taabto.**

 Santrax waxay odhan doontaa: “**Si loo xaqiijiyo aqoonsigaaga, fadlan ku celi: “Xaga Santrax, codkaygu waa eraygayga sirta ah.”**”

FIIRO: Haddii lagaa diiwaangeliyay Sameecada Xaqiijinta, Santrax waxya ka boodi doontaa tilmaamidan. Haddii ay tani tahay xaalada, ka bood tallaabada 4, oo ka dib sii wad.


4.  **Ku dheh: “Xaga Santrax, codkaygu waa eraygayga sirta ah.”**


Nidaamka Santrax waxa uu ku waydiin karaa inaad ku celiso weedha dhowr wakhti ka hor xaqiijinta aqoonsigaaga.

 Santrax waxay odhan doontaa: “**Haddii ay tani tahay Booqasahda Xaqiijinta Go’an booqo addoo isticmaalaya qalabka FVV, cadaadi xidigta (*) si aad u gasho lambarada xaqiijinta booqashada. Haddii kale cadaadi furaha rodol (#) key si aad u sii wado.**”

Haddii uu jiro Wicitaanka FVV, fadlan cadaadi fuaha xidigta (*) oo tixtaac Hagaha Tixraaca Wicida FVV wixii ah tilmaanta faahfaahsan ee nidaamka wicida FVV. Haddii tani aanay ahayn wicitaanka FVV, cadaadirodoka (#) oo sii wad.

5.  Cadaadi furaha rodol (#) key si aad u sii wado.

 Santrax waxay odhan doontaa: “Fadlan dooro (1) si aad u wacdo ama (2) aad dibada u wacdo.”

6.  Cadaadi furaha (1) si aad “Gudaha u wacdo.”


 Santrax waxay odhan doontaa: “La helay(WAKHTIGA).”


7.  Iska dhig


Sii wacida: Marka laga tegayo guriga macmiilka, hubso inaad haysato macluumaadka soo socda:

- Aqoonsigaaga Santrax.
- Aqoonsiga Macmiilka:
- Adeegaaga iyo Aqoonsiga Hawsha


8. Raac tallaabooyinka **1** thru **5** oo ka dib sii wad

 Santrax waxay odhan doontaa: “Fadlan dooro (1) si aad u wacdo ama (2) aad dibada u wacdo.”

9.  Cadaadi furaha (2) si aad “U sii wacdo.”


 Santrax waxay odhan doontaa: “La helay(WAKHTIGA). Fadlan geli Aqoonsiga macmiilkaa koowaa dma iska dhig haddii la dhammeeyo.”


10.  Cadaadi tirooyinka Aqoonsiga macmiilka.


 Santrax waxay odhan doontaa: “Fadlan geli Aqoonsiga adeega.”


11.  Cadaadi Lambarka Aqoonsiga Adeega aad qabatay.

Tixraac liiska adeega wakaaladaada

 Santrax waxay odhan doontaa: “Waxaad gelisay (ADEEGA). Fadlan cadaadi (1) si aadu aqbasho, (2) si aad dib isugu daydo.”

12.  Cadaadi furaha hal (1) si aad u aqbasho, ama cadaadi furaha labba (2) si aad dib isugu daydo.

 Santrax waxay odhan doontaa: “Geli Tirada Hawlaha.”


13.  Cadaadi wadarta lambarka hawalaha loo qabtay macmiilka.

 Santrax waxay odhan doontaa: “Geli hawsha Aqoonsiga.”

14.  Cadaadi Lambarka Aqoonsiga Hawsha aad qabatay.

FIIROOYINKA:

- Tixraac liiska hawsha wakaaladaada
- Haddii aad qabtay wax ka badan hal hawl ah, sug nidaamku inuu xaqiijiyo hawsha oo ka dib geli lambarka hawsha xigta ilaa aad ka geliso dhammaan hawlaha la qabtay muddada booqashada.
- Haddii aad qabanayso hawl wadara akhriska, Santrax way hakin doontaaka dib helida Aqoonsiga Hawsha. Muddada joojinta, cadaadi akhriska ku haboon ee hawshan addoo isticmaalaya qadarta tirooyinka lagu sheegay liiska hawsha.
- Haddii aad khala samaysay gelinta Hawlaha, cadaadi “00”, nidaamku waxa uu xaqiijin doonaa isagoo leh “ **Bilaabida, Geli Lambarka Hawlaha.**” Geli dhammaan Aqoonsiyada mar labbaad. Muhiim: “00” midna lama isticmaali karo marka la dooranayo in la geliyo hawl keli ah ama midna ka dib gelida hawsha u damabaysa ee booqashada hawlaha badan . La xidhiidh wakaaladaada si aadu saxdo khaladaad/ka reebanaan kastra.

 Santrax waxay odhan doontaa: (FAAHFAAHINTA HAWSHA(S)) Aad gelisay (LAMBARKA) hawsha(laha). “Mahadsanid, nabadgelyo.”

15.  Iska dhig



Hagaha Tixraaca Wicida DDS

«COMPANY_NAME»

Lambarkaaga kootada Wakaalada: STX«ACCOUNT»

Ku qor lambarkaaga aqoonsiga Santrax xaga sare in si fudud loogi tixraaco.

Garaac:

1-«Primary_Phone»

Ama

1-«Secondary_Phone»

Sifooyinka

Tilmaamida Sii wicida/

Soo wicida

Dooro Luqadda

Dooro Adeega

Xaqiijinta Sameecada -Madhan

Booqashada Xaqiijinta Go'an --

Maya

Hawsha