

CONNECTICUT
DEPARTMENT
OF
TRANSPORTATION



CONDITION INSPECTION
FOR THE
DARIEN STATION

GENERAL RECOMMENDATION 3

**CONN. DEPT OF TRANSPORTATION
STATION INSPECTION**

INSPECTION RATING SCALE

The following rating scale is used for inspections:

- 1- Totally deteriorated, or in failed condition.
- 2- Serious deterioration, or not functioning as originally designed.
- 3- Minor deterioration, but functioning as originally designed.
- 4- New condition. No deterioration.
- 5- Not applicable.
- 6- Condition and/or existence unknown.

STATION: Darien
 LINE: New Haven Line
 INSPECTION DATE: 8/01/02
 INSPECTION AGENCY / FIRM: UA
 INSPECTORS: RGW
 WEATHER: Sunny, 80's

CONN. DEPT OF TRANSPORTATION
 STATION INSPECTION REPORT
 SHEET 1 OF 28

(Northbound) East Platform

SPAN NO.	PLATFORM ELEMENT										CANOPY				SUPER-STRUCTURE	FOUNDATIONS		
	1 RAILING	2 RAILING PAINT	3 STAIRS	4 JOINTS	5 TOP OF PLATFORM	6 BENCHES	7 SIGN / BILLBOARD	8 WARNING STRIP	9 PLATFORM EDGE RUBBING BOARD	10 PEDESTRIAN TUNNEL	11 COLUMNS OVERALL	12 COLUMN BASE @ PLATFORM	13 ROOF FRAMING ELEMENTS	14 ROOFING MATERIAL	15 DOUBLE TEE	16 PIER	17 FOOTING	18 EROSION / SCOUR
I	4	4	4	4	4	5	5	4	5	5	5	5	5	4	4	4	4	
II	4	4	5	4	4	5	5	4	5	5	5	5	5	4	5	4	4	
III	4	4	5	4	4	5	5	4	5	5	5	5	5	4	5	4	4	
IV	4	4	5	4	4	5	5	4	5	5	5	5	5	4	5	4	4	
V	4	4	4	4	4	5	5	4	5	5	5	5	5	4	4	4	4	
VI	4	4	5	4	4	5	5	4	5	5	5	5	5	4	5	4	4	
VII	4	4	5	4	4	5	5	4	5	5	5	5	5	4	5	4	4	
VIII	4	4	5	4	4	5	5	4	5	5	5	5	5	4	5	4	4	
IX	4	4	4	4	4	5	5	4	5	5	5	5	5	4	4	4	4	
X	4	4	5	4	4	5	5	4	5	5	5	5	5	4	5	4	4	
XI	4	4	5	4	4	5	5	4	5	5	5	5	5	4	5	4	4	
XII	4	4	5	4	4	5	5	4	5	5	5	5	5	4	5	4	4	
XIII	4	4	5	4	4	5	5	4	5	5	5	5	5	4	5	4	4	
XIV	4	4	4	4	4	5	5	4	5	5	4	4	4	4	4	4	4	
XV	4	4	5	4	4	4	5	4	5	5	4	4	4	4	5	4	4	
XVI	4	4	5	4	4	4	5	4	5	5	4	4	4	4	5	4	4	
XVII	4	4	5	4	4	5	5	4	5	5	4	4	4	4	5	4	4	
XVIII	4	4	5	4	4	5	5	4	5	5	4	4	4	4	5	4	4	
XIX	4	4	5	4	4	5	5	4	5	5	4	4	4	4	5	4	4	
XX	4	4	4	4	4	5	5	4	5	5	4	4	4	4	4	4	4	
XXI	4	4	5	4	4	5	5	4	5	5	4	4	4	4	4	4	4	
XXII	4	4	4	4	4	5	5	4	5	5	4	4	4	4	4	4	4	

STATION: Darien
 LINE: New Haven Line
 INSPECTION DATE: 8/01/02
 INSPECTION AGENCY / FIRM: UA
 INSPECTORS: RGW
 WEATHER: Sunny, 80's

CONN. DEPT OF TRANSPORTATION
 STATION INSPECTION REPORT
 SHEET 2 OF 28

(Southbound) West Platform

SPAN NO.	PLATFORM ELEMENT										CANOPY				SUPER-STRUCTURE	FOUNDATIONS		
	1 RAILING	2 RAILING PAINT	3 STAIRS	4 JOINTS	5 TOP OF PLATFORM	6 BENCHES	7 SIGN / BILLBOARD	8 WARNING STRIP	9 PLATFORM EDGE RUBBING BOARD	10 PEDESTRIAN TUNNEL	11 COLUMNS OVERALL	12 COLUMN BASE @ PLATFORM	13 ROOF FRAMING ELEMENTS	14 ROOFING MATERIAL	15 DOUBLE TEE	16 PIER	17 FOOTING	18 EROSION / SCOUR
I	4	4	4	4	4	5	5	4	5	5	5	5	5	4	4	4	4	
II	4	4	5	4	4	5	5	4	5	5	5	5	5	4	5	4	4	
III	4	4	5	4	4	5	5	4	5	5	5	5	5	4	5	4	4	
IV	4	4	5	4	4	5	5	4	5	5	5	5	5	4	5	4	4	
V	4	4	5	4	4	5	5	4	5	5	5	5	5	4	5	4	4	
VI	4	4	5	4	4	5	5	4	5	5	5	5	5	4	5	4	4	
VII	4	4	5	4	4	5	5	4	5	5	5	5	5	4	5	4	4	
VIII	4	4	5	4	4	5	5	4	5	5	5	5	5	4	5	4	4	
IX	4	4	4	4	4	5	5	4	5	5	5	5	5	4	4	4	4	
X	4	4	5	4	4	5	5	4	5	5	5	5	5	4	4	4	4	
XI	4	4	5	4	4	4	5	4	5	5	5	5	5	4	5	4	4	
XII	4	4	5	4	4	5	5	4	5	5	5	5	5	4	5	4	4	
XIII	4	4	5	4	4	5	5	4	5	5	5	5	5	4	5	4	4	
XIV	4	4	5	4	4	5	5	4	5	5	5	5	5	4	5	4	4	
XV	4	4	5	4	4	5	5	4	5	5	4	4	4	4	5	4	4	
XVI	4	4	5	4	4	4	5	4	5	5	4	4	4	4	5	4	4	
XVII	4	4	4	4	4	5	5	4	5	5	4	4	4	4	4	4	4	
XVIII	4	4	4	4	4	5	5	4	5	5	4	4	4	4	4	4	4	
XIX	4	4	5	4	4	5	5	4	5	5	4	4	4	4	5	4	4	
XX	4	4	5	4	4	5	5	4	5	5	4	4	4	4	5	4	4	
XXI	4	4	5	4	4	5	5	4	5	5	4	4	4	4	5	4	4	
XXII	4	4	5	4	4	5	5	4	5	5	4	4	4	4	5	4	4	
XXIII	4	4	5	4	4	5	5	4	5	5	4	4	4	4	5	4	4	
XXIV	4	4	4	4	4	5	5	4	5	5	4	4	4	4	4	4	4	
XV	4	4	5	4	4	5	5	4	5	5	4	4	4	4	5	4	4	
XVI	4	4	4	5	4	5	5	4	5	5	4	4	4	4	4	4	4	

STATION: Darien
LINE: New Haven Line
INSPECTION DATE: 8/01/02
INSPECTION AGENCY / FIRM: UA
INSPECTORS: RGW
WEATHER: Sunny, 80's

CONN. DEPT OF TRANSPORTATION
STATION INSPECTION REPORT
SHEET 3 OF 28

PARKING ELEMENTS

QUADRANT # I

TYPE OF SURFACE: asphalt PAVED; _____ GRAVEL; _____ DIRT;
_____ OTHER (DESCRIBE)

CONDITION OF PAVED SURFACE: 4

CONDITION OF STRIPING: 4

CONDITION OF BASIN / DRAINS / ETC: 5
(FOR LOCATION SEE SHEET: _____)

SIGNAGE: 4

FENCE AND GUARDRAIL: 4

LANDSCAPE: 4

SIDEWALK: 4

CURB: 4

QUADRANT # II

TYPE OF SURFACE: asphalt PAVED; _____ GRAVEL; _____ DIRT;
_____ OTHER (DESCRIBE)

CONDITION OF PAVED SURFACE: 4

CONDITION OF STRIPING: 4

CONDITION OF BASIN / DRAINS / ETC: 5
(FOR LOCATION SEE SHEET: _____)

SIGNAGE: 4

FENCE AND GUARDRAIL: 4

LANDSCAPE: 4

SIDEWALK: 4

CURB: 4

STATION: Darien
LINE: New Haven Line
INSPECTION DATE: 8/01/02
INSPECTION AGENCY / FIRM: UA
INSPECTORS: RGW
WEATHER: Sunny, 80's

CONN. DEPT OF TRANSPORTATION
STATION INSPECTION REPORT
SHEET 4 OF 28

PARKING ELEMENTS

QUADRANT # III

TYPE OF SURFACE: asphalt PAVED; _____ GRAVEL; _____ DIRT;
_____ OTHER (DESCRIBE)

CONDITION OF PAVED SURFACE: 2

CONDITION OF STRIPING: 3

CONDITION OF BASIN / DRAINS / ETC: 3
(FOR LOCATION SEE SHEET: see sketch)

SIGNAGE: 3

FENCE AND GUARDRAIL: 5

LANDSCAPE: 3

SIDEWALK: 5

CURB: 3

QUADRANT # IV

TYPE OF SURFACE: asphalt PAVED; _____ GRAVEL; _____ DIRT;
_____ OTHER (DESCRIBE)

CONDITION OF PAVED SURFACE: 2

CONDITION OF STRIPING: 3

CONDITION OF BASIN / DRAINS / ETC: 3
(FOR LOCATION SEE SHEET: see sketch)

SIGNAGE: 3

FENCE AND GUARDRAIL: 3

LANDSCAPE: 3

SIDEWALK: 5

CURB : 2

STATION: Darien
 LINE: New Haven
 INSPECTION DATE : January 9, 2002
 INSPECTION AGENCY / FIRM: Parsons Brinckerhoff
 INSPECTORS: Jim Connell & Dave Lang
 TIME OF INSPECTION: A.M.
 WEATHER: Clear and Cold

CONN. DEPT OF TRANSPORTATION
 STATION INSPECTION REPORT
 SHEET 5 OF 28

PLATFORM --- LIGHTING

Span Number	Fixture Type	Manufacturer	Model Number	Rating	Support Condition	Estimated Age/Life(y/y)	Visual Condition
n/a	n/a	n/a	n/a	n/a	n/a	n/a	n/a

Remarks: See the Platform Service Section for remarks.

PLATFORM --- LIGHTING LEVELS (fc)

NORTHBOUND PLATFORM					
see remarks	see remarks	see remarks	see remarks	see remarks	see remarks
SOUTHBOUND PLATFORM					

TRACKS---{ _____ }

STATION: Darien
 LINE: New Haven
 INSPECTION DATE : January 9, 2002
 INSPECTION AGENCY / FIRM: Parsons Brinckerhoff
 INSPECTORS: Jim Connell & Dave Lang
 TIME OF INSPECTION: A.M.
 WEATHER: Clear and Cold

CONN. DEPT OF TRANSPORTATION
 STATION INSPECTION REPORT
 SHEET 6 OF 28

PLATFORM --- SERVICE

Voltage Rating (V)	n/a	Type of 3 phase connection		Delta	n/a	Wye	n/a
		Method of Entrance		Overhead	n/a	Underground	n/a
Rating of Main Breaker (A)	n/a	Origin of Service		Pole	n/a	Transformer	n/a
		Code Compliant		Yes	n/a	No	n/a
Quantity of Phases	n/a	Pole Number & Street	n/a	Wire Sizes	n/a		

Remarks: At the time of inspection, the building and the platforms were under construction. The building was set to open on January 14, 2002 and the majority of the platform surfaces were covered or were in the process of being covered. Due to current construction, the documentation of existing conditions is minimal.

PLATFORM --- ELECTRICAL SYSTEMS

Electrical Device	Manufacturer	Model Number	Rating	Location	Estimated Age/Life(y/y)	Visual Condition
Main Distribution Panel	n/a	n/a	n/a	n/a	n/a	n/a
Main Disconnect Switch	n/a	n/a	n/a	n/a	n/a	n/a
Transformer	n/a	n/a	n/a	n/a	n/a	n/a
Receptacles	n/a	n/a	n/a	n/a	n/a	n/a
Grounding	n/a	n/a	n/a	n/a	n/a	n/a
Lighting Controls	n/a	n/a	n/a	n/a	n/a	n/a
Public Telephone	n/a	n/a	n/a	n/a	n/a	n/a
Station Telephone	n/a	n/a	n/a	n/a	n/a	n/a

Remarks: _____

STATION: Darien

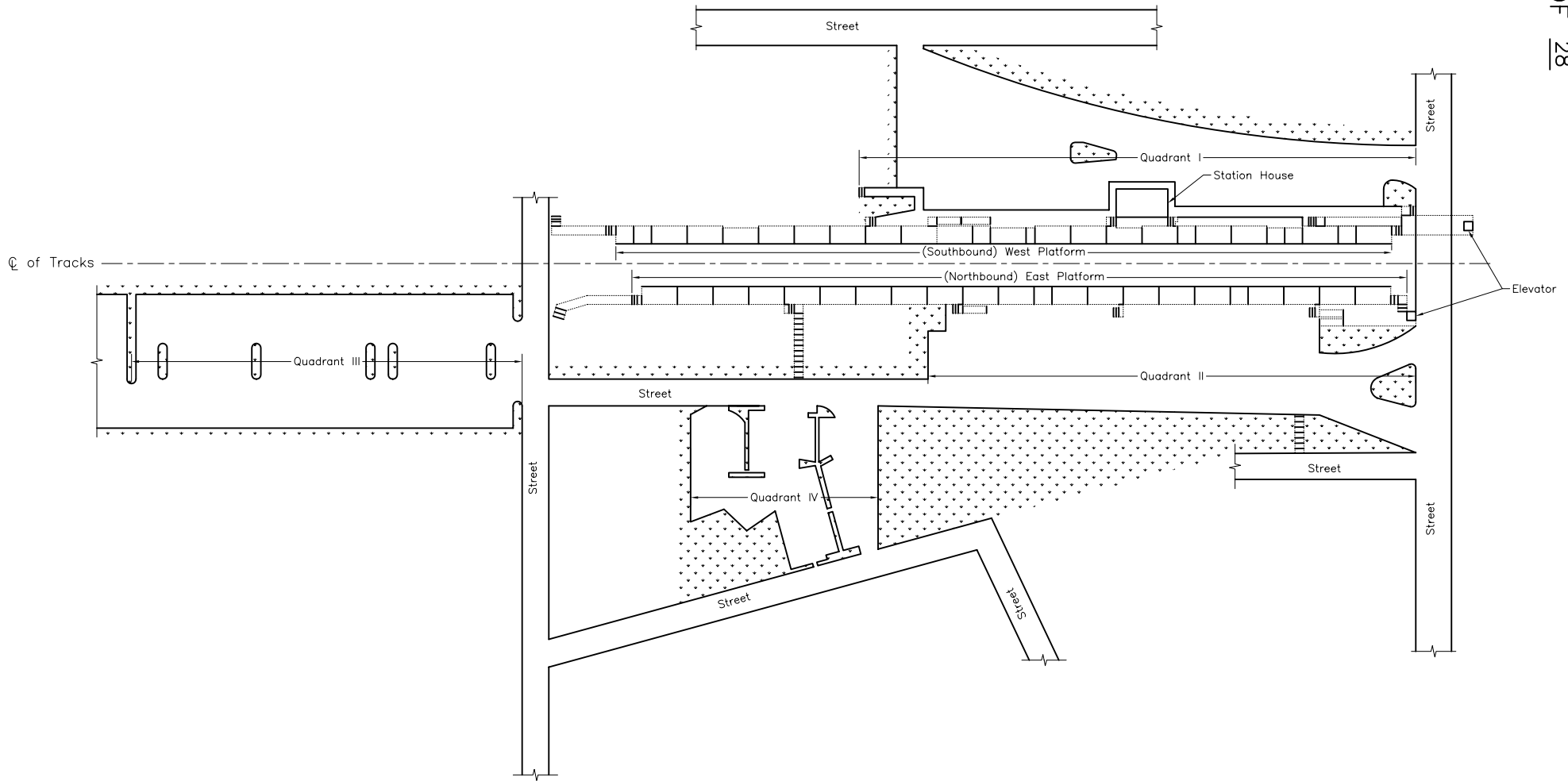
CONN. DEPT OF TRANSPORTATION
STATION INSPECTION REPORT
SHEET 7 OF 28

INSPECTORS: Jim Connell & Dave Lang



DATE: January 9, 2002

STATION PLATFORM --- ELECTRICAL AND LIGHTING SUMMARY

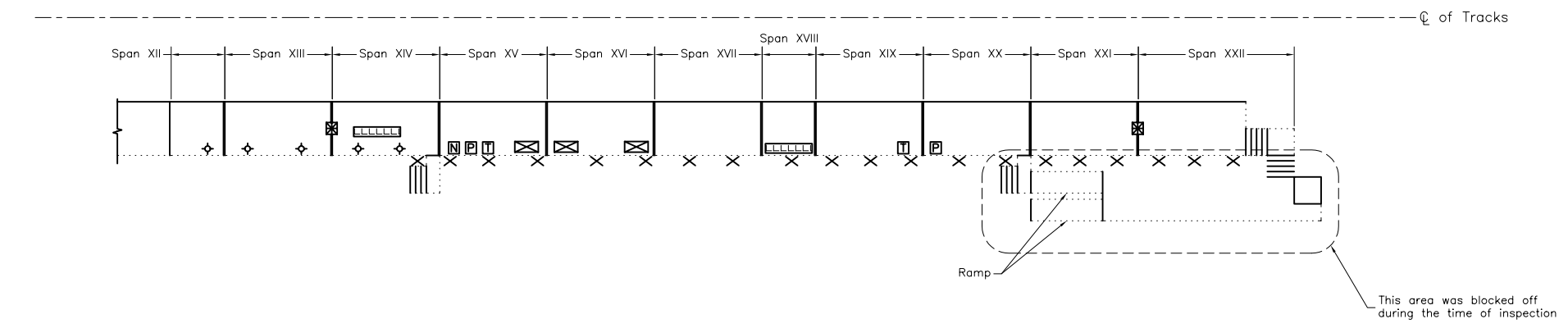
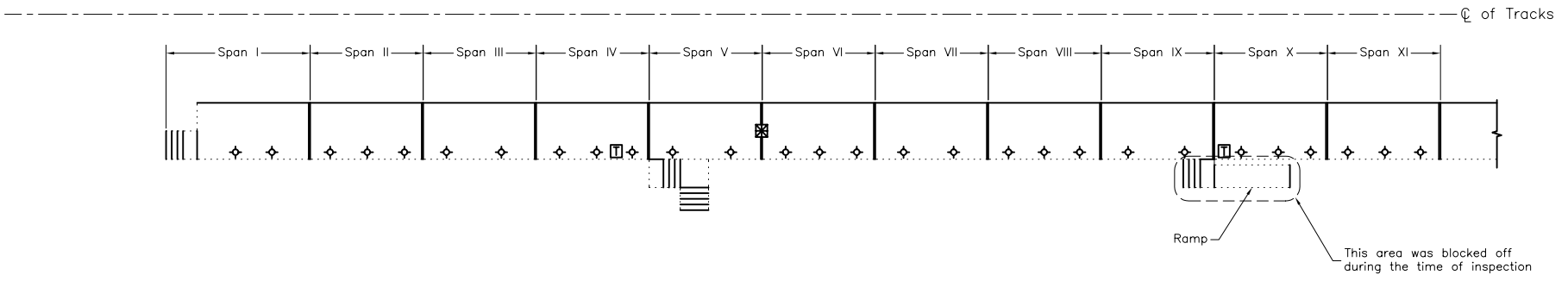
At the time of the inspection, the platforms were under construction and were scheduled to have all new electrical and lighting equipment installed. The existing electrical and lighting was inspected; however, it would not be beneficial to report on the deficiencies since all will be replaced under the current construction project.



Legend:

-  Pedestrian Rail
-  Grass

Urbitran Associates, Inc.
Connecticut Dept. of Transportation
Darien Station General Layout
Date: 8-01-02

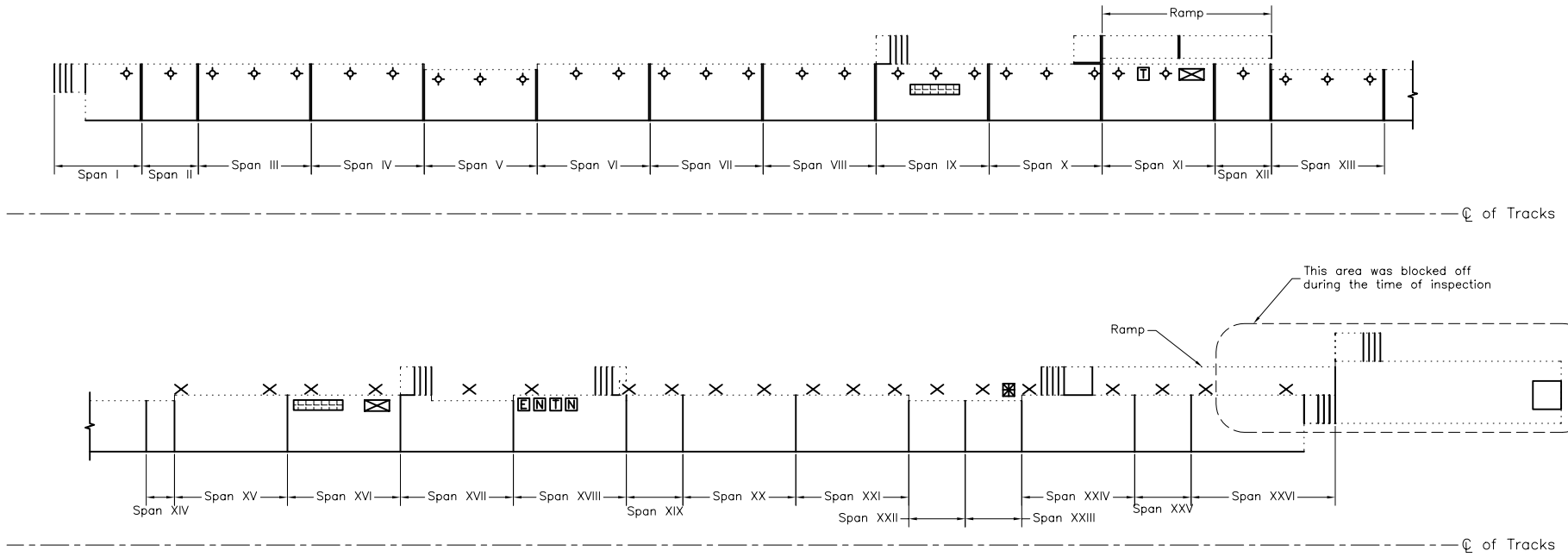


NOTES:

1. At the time of inspection the platform was going through renovations.

- Legend:
- Pedestrian Rail
 - ⊕ Light
 - × Canopy Column
 - ⊠ Bench
 - ☐ Trash Receptacle
 - ☐ Newspaper Stand
 - ☐ Telephone
 - Joint
 - ⊠ Train Power Line Pole
 - ▭ Portable Metal Platform

Urbitran Associates, Inc.
Connecticut Dept. of Transportation
Darien Station East Platform Plan
Date: 8-01-02



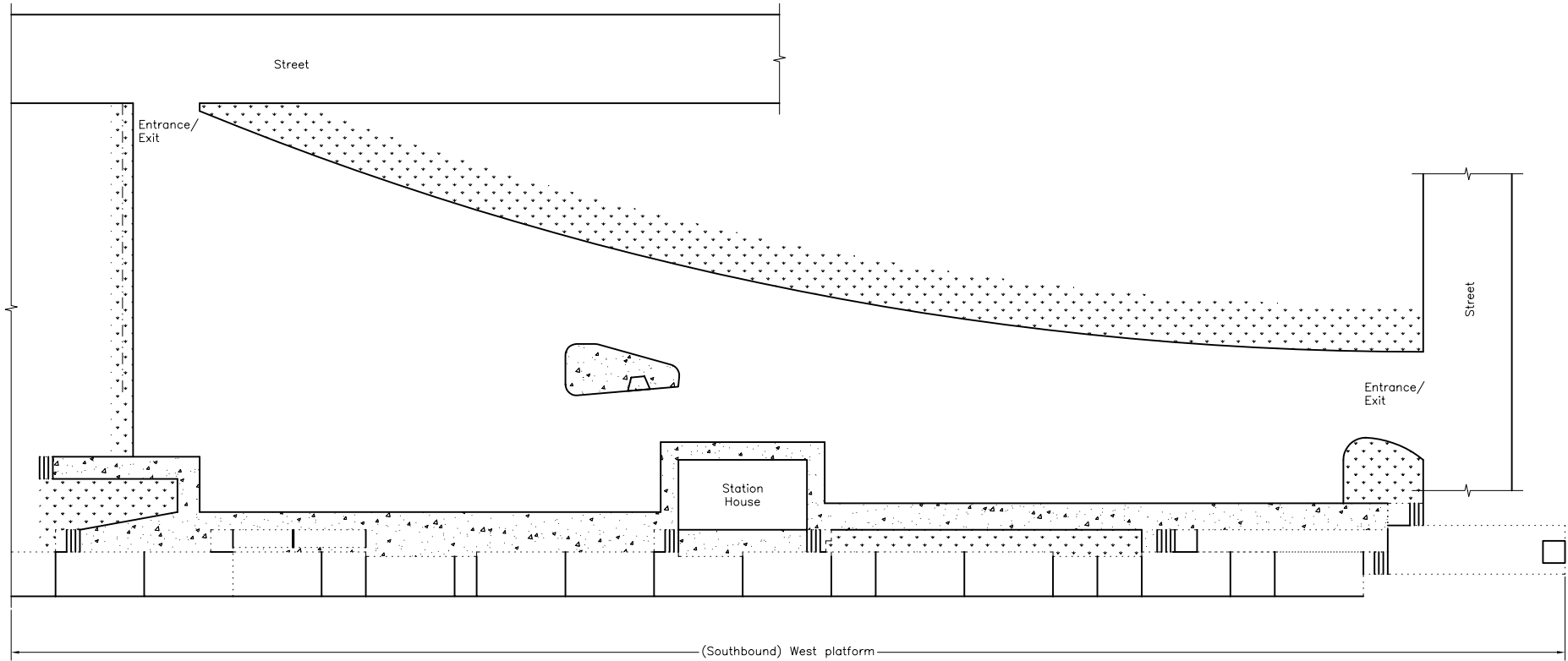
NOTES:

1. At the time of inspection the platform was going through renovations.

Legend:

- Pedestrian Rail
- ◆ Light
- × Canopy Column
- ⊠ Bench
- ☐ Trash Receptacle
- ☐ Newspaper Stand
- ☐ Telephone
- ☐ Electrical Unit
- Joint
- ⊠ Train Power Line Pole
- ▬ Portable Metal Platform

Urbitran Associates, Inc.
Connecticut Dept. of Transportation
Darien Station West Platform Plan
Date: 8-01-02



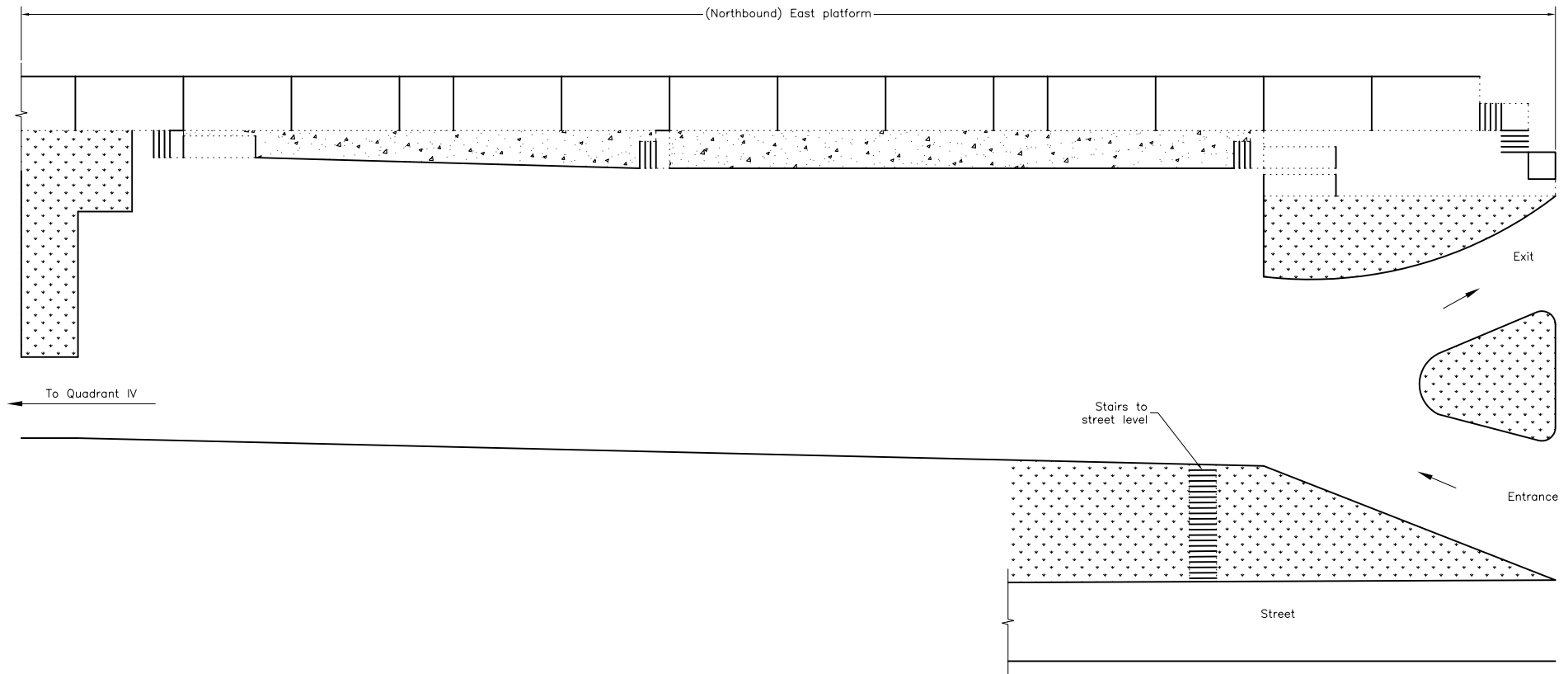
NOTES:

1. The parking area was just renovated at the time of our inspection.

Legend:

- · — · — · — Guardrail
- · — · — · — Pedestrian Rail
- ▨ Grass
- ▨ Sidewalk
- ▭ Ramp / Drop Curb





Urbitran Associates, Inc.
Connecticut Dept. of Transportation
Darien Station Quadrant I Plan
Date: 8-01-02



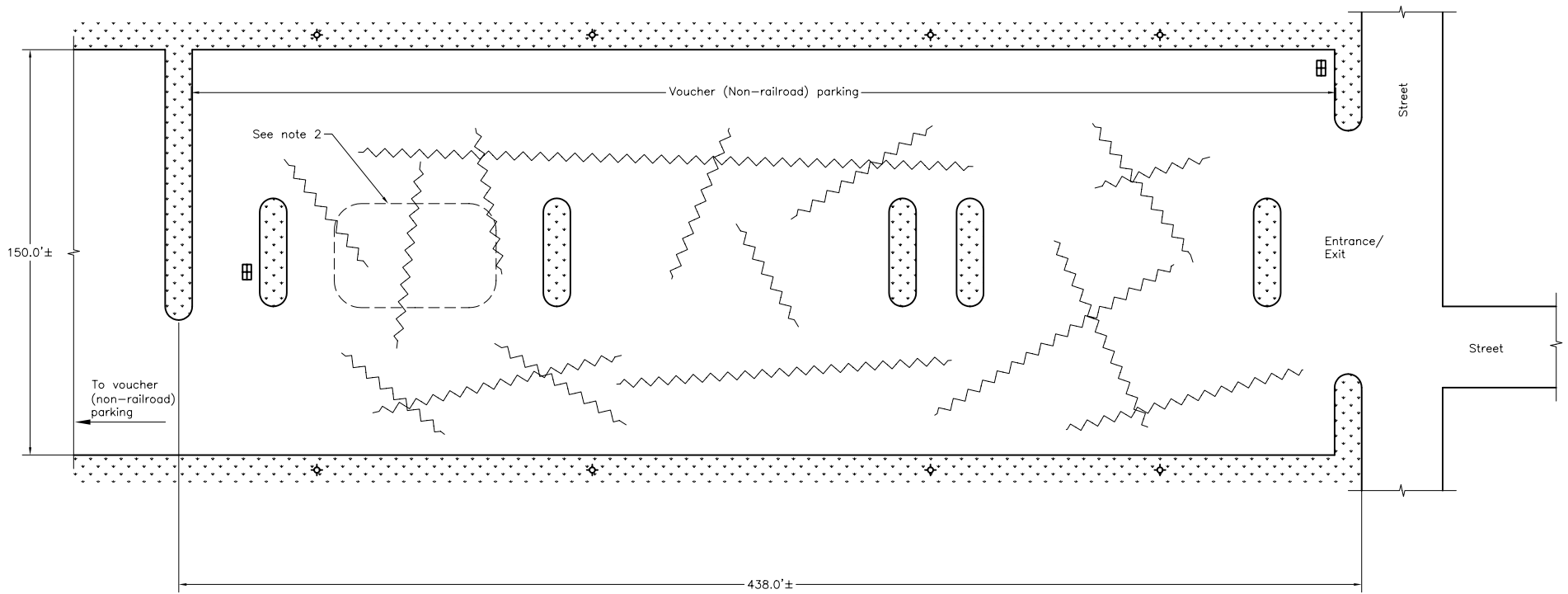
NOTES:

1. The parking area was just renovated at the time of our inspection.

Legend:

-  Pedestrian Rail
-  Grass
-  Sidewalk
-  Ramp / Drop Curb

Urbitran Associates, Inc.
Connecticut Dept. of Transportation
Darien Station Quadrant II Plan
Date: 8-01-02



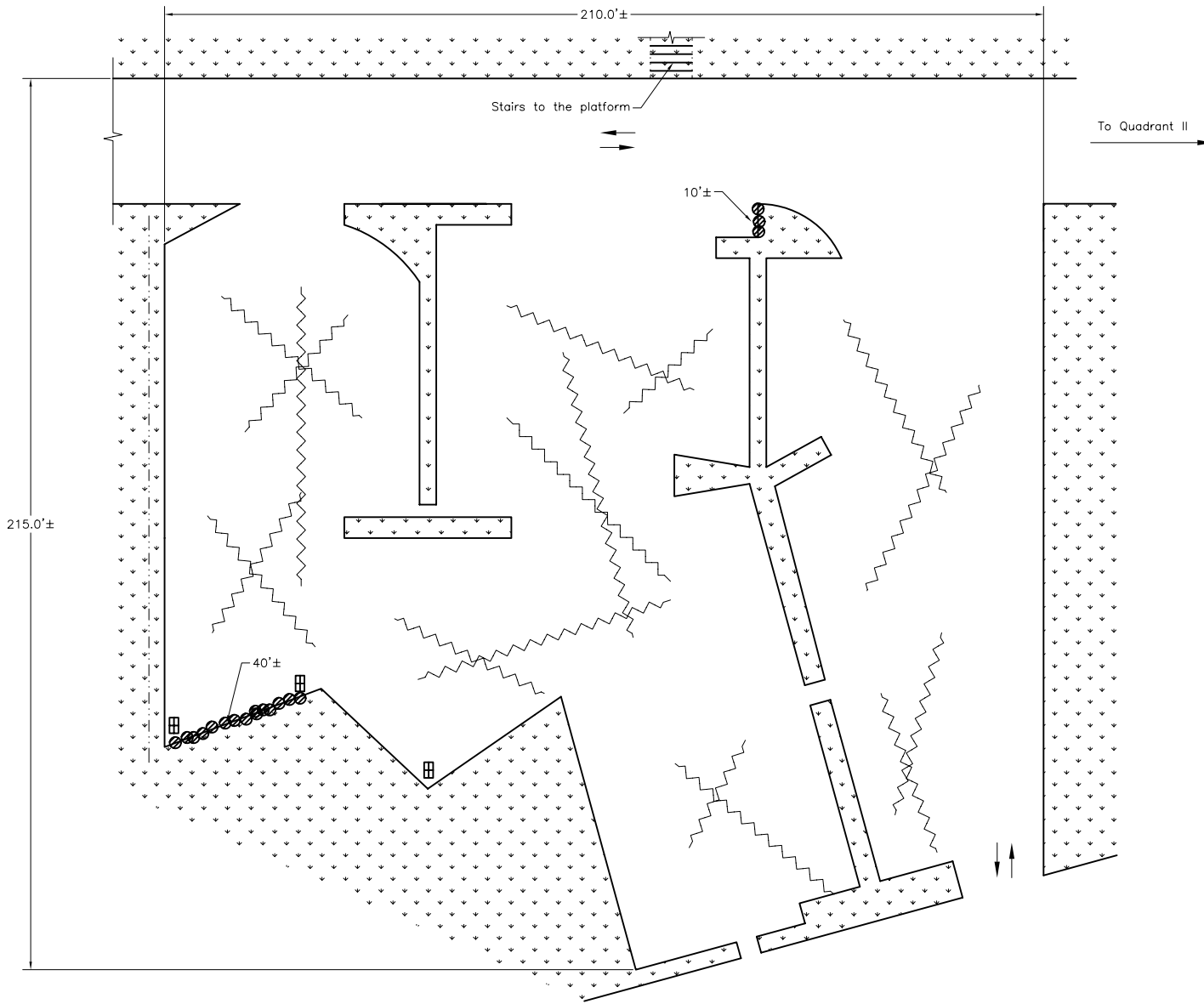
NOTES:

1. The entire surface is cracked with vegetation growth.
2. The stripping paint is faded for 50 parking spots.

Legend:

- Crack
- Grass
- Drain
- Light

Urbitran Associates, Inc.
Connecticut Dept. of Transportation
Darien Station Quadrant III Plan
Date: 8-01-02



Legend:

- Pedestrian Railing
- Guardrail
- ~~~~~ Crack
- [Grass symbol] Grass
- [Drain symbol] Drain
- [Damaged curb symbol] Damaged or missing curb

NOTES:

1. The entire surface is cracked with vegetation growth.

Urbitran Associates, Inc.
Connecticut Dept. of Transportation
Darien Station Quadrant IV Plan
Date: 8-01-02

CONN. DEPT OF TRANSPORTATION
STATION INSPECTION REPORT
SHEET 17 OF 28

PHOTO NO. 1

Location: _____
Middle of Span X of
the east platform

Description: _____
General view of the
east platform

Reference: _____
Looking south




PHOTO NO. 2

Location: _____
Middle of Span X of
the east platform

Description: _____
General view of the
east platform

Reference: _____
Looking north



STATION: Darien

INSPECTORS: RGW

CONN. DEPT OF TRANSPORTATION
STATION INSPECTION REPORT
SHEET 18 OF 28

PHOTO NO. 3

Location: _____
Middle of Span XIII of
the west platform

Description: _____
General view of the
west platform

Reference: _____
Looking south



PHOTO NO. 4

Location: _____
Middle of Span XIII of
the west platform

Description: _____
General view of the
west platform

Reference: _____
Looking north



STATION: Darien

INSPECTORS: RGW

CONN. DEPT OF TRANSPORTATION
STATION INSPECTION REPORT
SHEET 19 OF 28

PHOTO NO. 5

Location: _____
South side of Quad I

Description: _____
General view of Quad I

Reference: _____
Looking north



PHOTO NO. 6

Location: _____
North side of Quad I

Description: _____
General view of Quad I

Reference: _____
Looking south



STATION: Darien

INSPECTORS: RGW

CONN. DEPT OF TRANSPORTATION
STATION INSPECTION REPORT
SHEET 20 OF 28

PHOTO NO. 7

Location: _____
South side of Quad II

Description: _____
General view of Quad II

Reference: _____
Looking north



PHOTO NO. 8

Location: _____
North side of Quad II

Description: _____
General view of Quad II

Reference: _____
Looking south



STATION: Darien

INSPECTORS: RGW

CONN. DEPT OF TRANSPORTATION
STATION INSPECTION REPORT
SHEET 21 OF 28

PHOTO NO. 9

Location: _____
South side of Quad III

Description: _____
General view of Quad III

Reference: _____
Looking north



PHOTO NO. 10

Location: _____
North side of Quad III

Description: _____
General view of Quad III

Reference: _____
Looking south



STATION: Darien

INSPECTORS: RGW

CONN. DEPT OF TRANSPORTATION
STATION INSPECTION REPORT
SHEET 22 OF 28

PHOTO NO. 11

Location: _____
Southeast corner of
Quad IV

Description: _____
General view of Quad IV

Reference: _____
Looking northwest



PHOTO NO. 12

Location: _____
Northeast corner of
Quad IV

Description: _____
General view of Quad IV

Reference: _____
Looking southwest



STATION: Darien

INSPECTORS: RGW

CONN. DEPT OF TRANSPORTATION
STATION INSPECTION REPORT
SHEET 23 OF 28

PHOTO NO. 13

Location: Middle of Quad III

Description: Typical cracks with vegetation growth

Reference: Looking north



PHOTO NO. 14

Location: Middle of Quad IV

Description: Typical map cracking

Reference: Looking down



STATION: Darien
INSPECTORS: RGW

CONN. DEPT OF TRANSPORTATION
STATION INSPECTION REPORT
SHEET 24 OF 28

PHOTO NO. 15

Location: South side of Quad III

Description: Faded stripping

Reference: Looking west



PHOTO NO. 16

Location: West side of Quad IV

Description: Typical missing curb

Reference: Looking west



STATION: Darien

INSPECTORS: RGW

CONN. DEPT OF TRANSPORTATION
STATION INSPECTION REPORT
SHEET 25 OF 28

PHOTO NO. 17

Location: _____
adjacent to
southbound
platform.

Description: _____
new electrical
service cabinet for
the building and
the southbound
platform.

Reference: _____
Platform Service
Section



PHOTO NO. 18

Location: _____
adjacent to
northbound
platform

Description: _____
new electrical
service cabinet
for the
northbound
platform

Reference: _____
Platform Service
Section



STATION: Darien
INSPECTORS: Jim Connell & Dave Lang

CONN. DEPT OF TRANSPORTATION
STATION INSPECTION REPORT
SHEET 26 OF 28

PHOTO NO. 19

Location:
platform

Description:
existing platform
lighting to be
removed under a
current construction
construction

Reference:
Platform Lighting
Section



PHOTO NO. 20

Location:
platform

Description:
new platform
lighting still
under construction

Reference:
Platform Lighting
Section



STATION: Darien
INSPECTORS: Jim Connell & Dave Lang

CONN. DEPT OF TRANSPORTATION
STATION INSPECTION REPORT
SHEET 27 OF 28

PHOTO NO. 21

Location:
DARIEN
STATION

Description:
Station Name

Reference:
Mechanical



PHOTO NO. _____

Location: _____

Description: _____

Reference: _____

STATION: DARIEN
INSPECTORS: Justin Duncan, Tora Abrahamson

Darien Station

Description	Units	Quantity	Price / Unit	Total Cost
<u>Replacing asphalt pavement</u>				
-Remove asphalt	yd ³	4450.00	\$22.00	\$97,900.00
-6" asphalt top course and binder course	yd ²	12343.00	\$25.00	\$308,575.00
-7" aggregate base	yd ³	2400.00	\$20.00	\$48,000.00
Stripping	ft	2250.00	\$1.00	\$2,250.00
Remove and install curb	ft	50.00	\$100.00	\$5,000.00
Mobilization / Demobilization (10%)				\$46,172.50
Sub-total				\$507,897.50
Contingency (20%)				\$101,579.50
Grand Total				\$609,477.00
Say				\$610,000.00