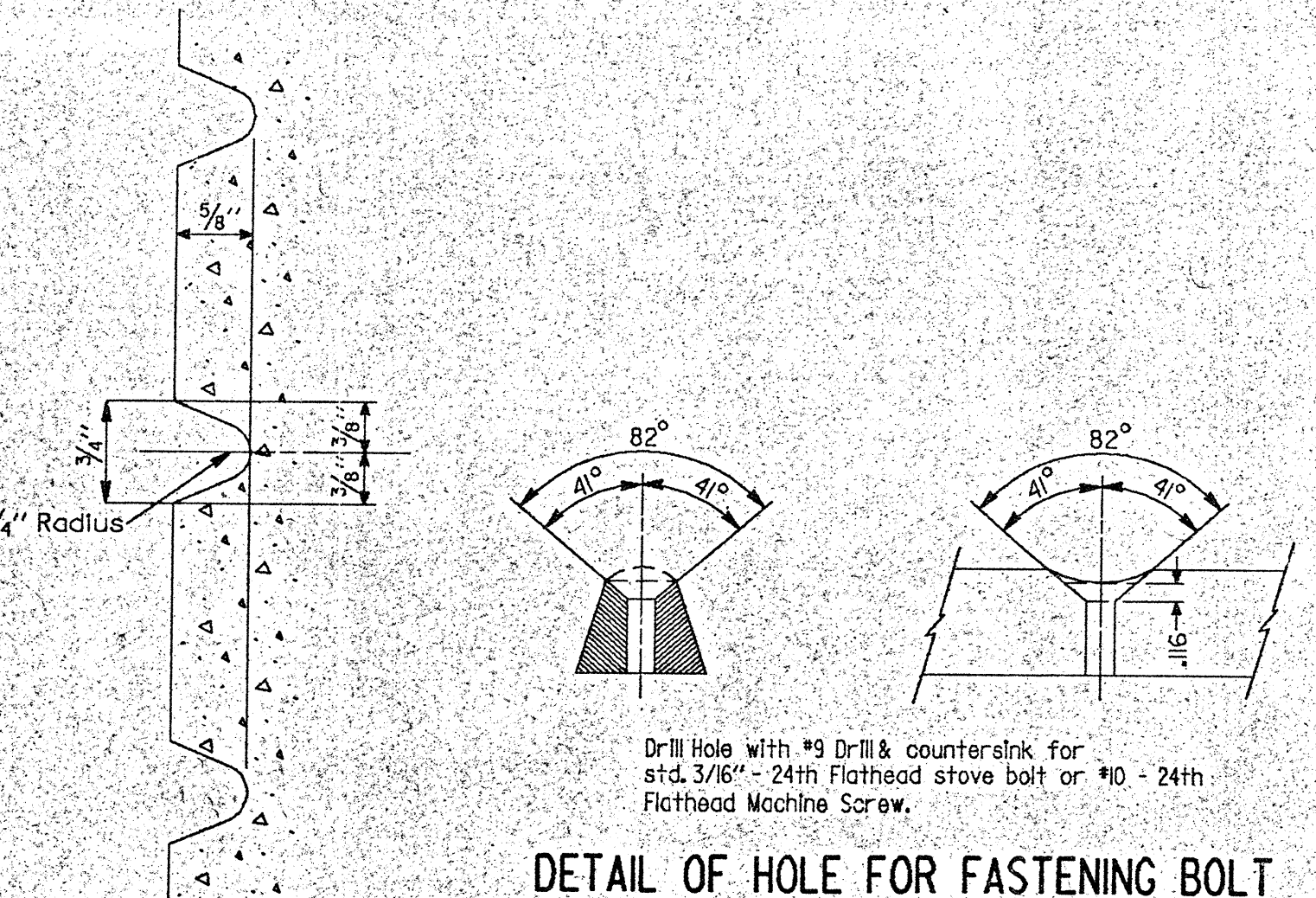
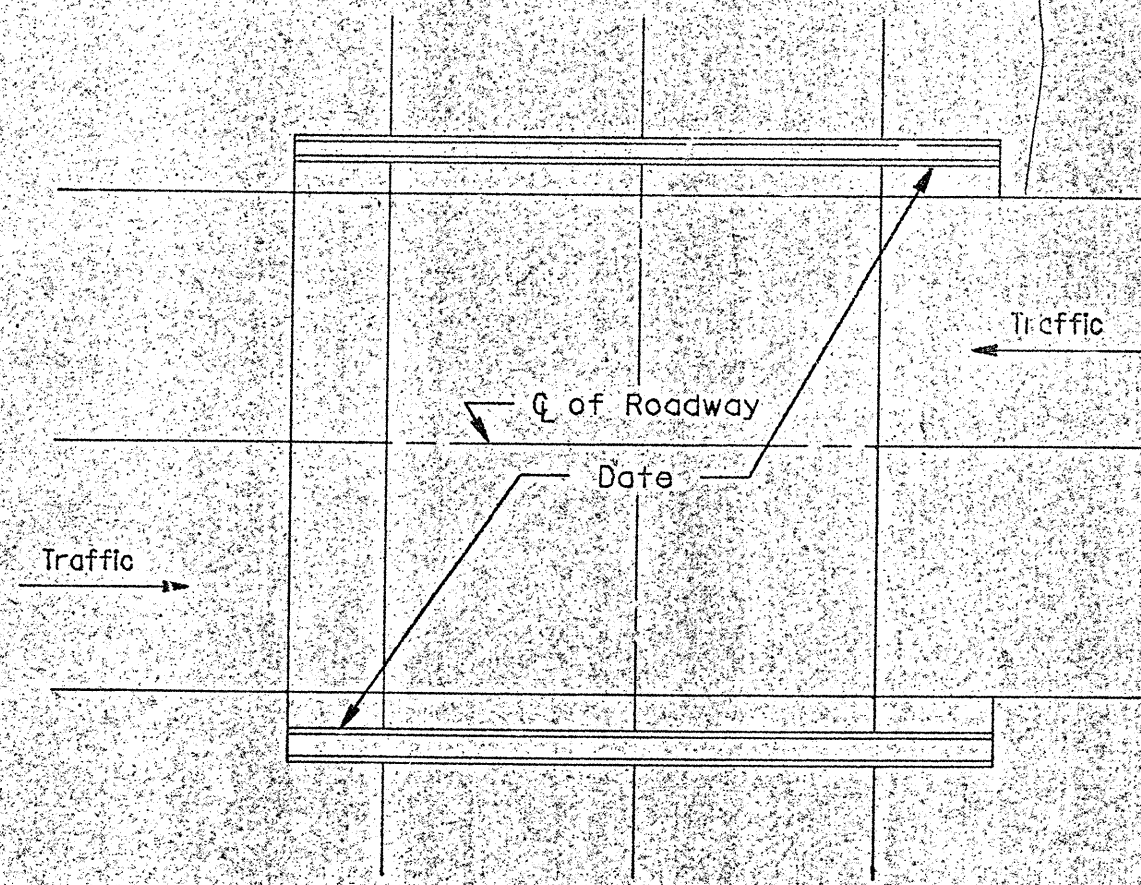


DETAIL OF LOCATION OF DATE ON PARAPET  
SCALE 1 1/2" = 1'-0"


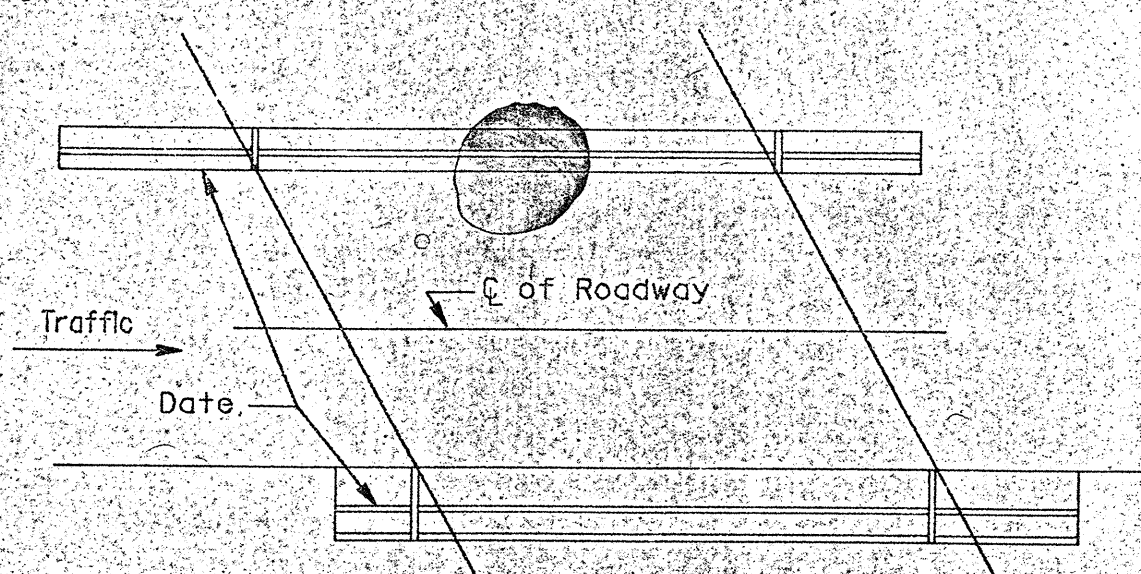


DETAIL OF HOLE FOR FASTENING BOLT

Drill hole with #9 Drill & countersink for std. 3/8" - 24th Flathead stove bolt or #10 - 24th Flathead Machine Screw.



TYPICAL PLAN OF BRIDGE SHOWING LOCATION OF DATES  
(DATE OF COMPLETION)



STANDARD SHEET CONN. DEPT. OF TRANSPORTATION													
FIGURES FOR DATES ON BRIDGE PARAPETS													
<table border="1"> <thead> <tr> <th colspan="2">REVISIONS</th> <th>DESIGNED BY</th> <th>DATE</th> </tr> </thead> <tbody> <tr> <td>NO.</td> <td>DATE</td> <td>DESCRIPTION</td> <td></td> </tr> </tbody> </table>		REVISIONS		DESIGNED BY	DATE	NO.	DATE	DESCRIPTION					
REVISIONS		DESIGNED BY	DATE										
NO.	DATE	DESCRIPTION											
<table border="1"> <tr> <td>Designed by: C.L.B.</td> <td>Date: 3-7-66</td> </tr> <tr> <td>Drafted by: M. JYLKKA</td> <td>Date: 6-14-69</td> </tr> <tr> <td>Reviewed by: T. McMAHON</td> <td>Date: 6-5-69</td> </tr> <tr> <td>Approved by: J. JENSEN</td> <td>Date: 6-18-69</td> </tr> <tr> <td>Approved: <i>[Signature]</i></td> <td>Date: 7-8-69</td> </tr> <tr> <td>F.H.W.A. Approval: <i>[Signature]</i></td> <td>Date: 12/3/90</td> </tr> </table>		Designed by: C.L.B.	Date: 3-7-66	Drafted by: M. JYLKKA	Date: 6-14-69	Reviewed by: T. McMAHON	Date: 6-5-69	Approved by: J. JENSEN	Date: 6-18-69	Approved: <i>[Signature]</i>	Date: 7-8-69	F.H.W.A. Approval: <i>[Signature]</i>	Date: 12/3/90
Designed by: C.L.B.	Date: 3-7-66												
Drafted by: M. JYLKKA	Date: 6-14-69												
Reviewed by: T. McMAHON	Date: 6-5-69												
Approved by: J. JENSEN	Date: 6-18-69												
Approved: <i>[Signature]</i>	Date: 7-8-69												
F.H.W.A. Approval: <i>[Signature]</i>	Date: 12/3/90												
Scale: NOT TO SCALE STANDARD NUMBER: 601-A													