





Legend

Safe Harbor LEP Population (by 2010 Census Tracts)

Safe harbor provisions apply to an LEP language group that constitutes 1000 persons or 5%, whichever is less, of the total populations of persons eligible to be served or likely to be affected or encountered.

 Spanish LEP >= 1000

 Stamford Division
Express Bus Service Area

Major Railroads

-  Freight
-  Passenger
-  Town Boundaries

References

Bus Service Area: The area contained by a 1/4 mile buffer applied to the Stamford Express Bus Route Stops.

Data Source: CTDOT Travel Model Unit

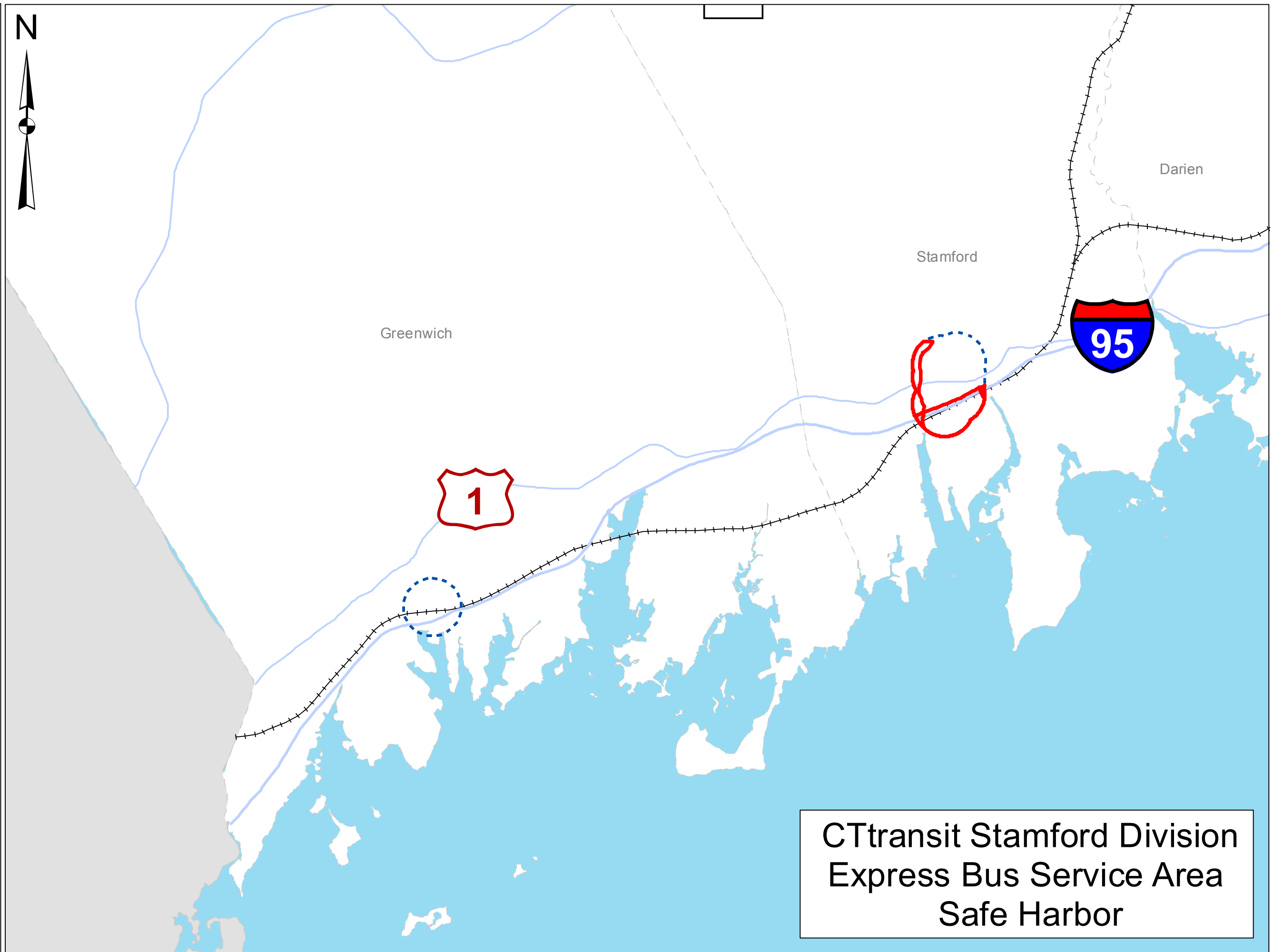
The LEP data is based on the 2011 - 2015 American Community Survey (ACS) 5-year Estimates, Table B16004, 18 years and older.

Map Scale



Developed August 2017

This map, developed for internal ConnDOT use, is a cartographic rendering of DOT roadway records. It should not be referenced or incorporated in any manner in legal documents or proceedings



CTtransit Stamford Division
Express Bus Service Area
Safe Harbor