



**PO Box 260245
Lakewood, CO 80226
877-827-3279
www.trafficgraphics.com**



Work Zone Safety

Activity Book




Introduction

To Parents, Teachers and anyone else that has an interest in teaching safety to kids. Join your kids as they learn about work Zone Safety! Work Zone Safety is very important. Each year we see more and more work done on our nations roads and all of us need to become more aware of the workers, the roadway changes, and drive with the extra caution through work zones. The second week of April is work Zone Safety week. This date was established through an agreement between the Federal Highway Administration, AASHTO and American Traffic Safety Services Association. Their one driving goal... To help save lives in work zones across the nation.


We hope that through this activity book you and the kids will become aware of what the different signs and devices mean as you travel across the nations roads and highways.

Please take an interest in the child's learning experience and answer any questions they may have, remember they are the drivers of the future.


Hi, my name
is Ima Cone,
I want you
to meet my
friends. We
are here to
help you
learn more.




My name is
Doris Drum




I am
Tyler Tube



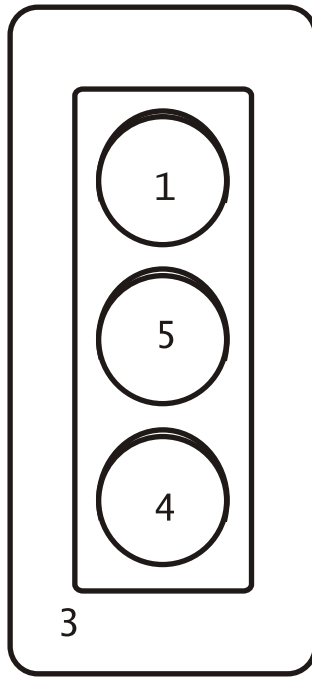

My name is
Barri Cade





Do you know why signs are different colors?
Each sign color means something different. I hope
this helps you remember what each sign color means.

- Red Stop or do not do it. It would be very
 dangerous if you disobey a red sign.
- Yellow Caution, remember yellow be mellow
- Green Helps you know as you GO
- white when it's the law, it's spelled out in black
 and white
- Blue Lets you know things to DO
- Yellow Green Caution, people could be on the scene
- Brown Things to do so you won't frown
- Orange Means work Zone. Nothing rhymes with
 orange, just like a work zone does not
 always fit your plans.
 Please, STAY ALERT.




- color by number
1. Red
 2. White
 3. Black
 4. Green
 5. Yellow

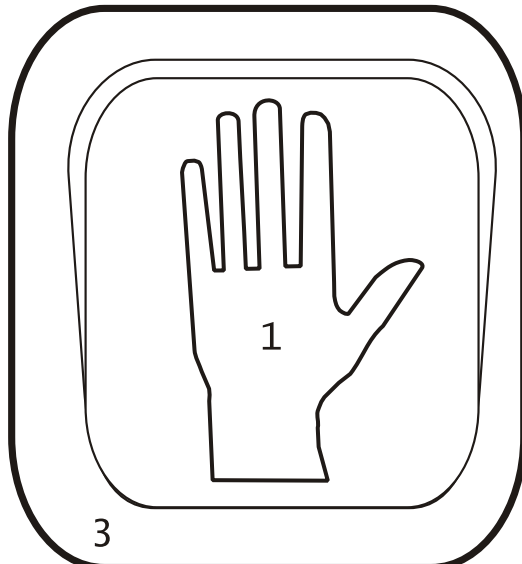
Traffic Signal




Push the button once, and wait for the walk symbol.



It's okay to walk when this symbol is white. Remember, look both ways to see if the street is safe to cross.



Don't walk if the hand is RED.

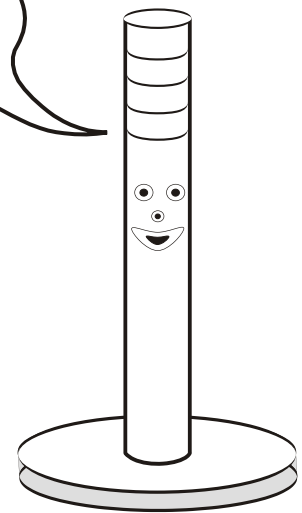



My friends and I all do the same job, we show you where it is safe to drive.

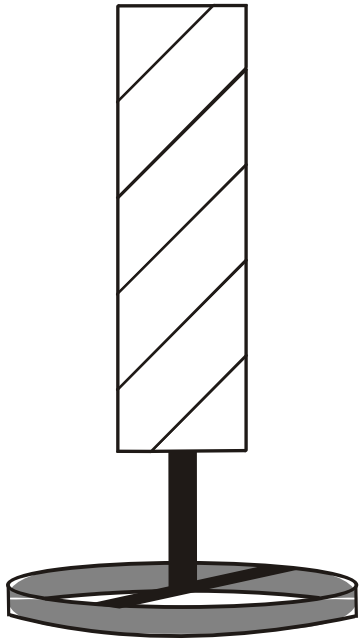
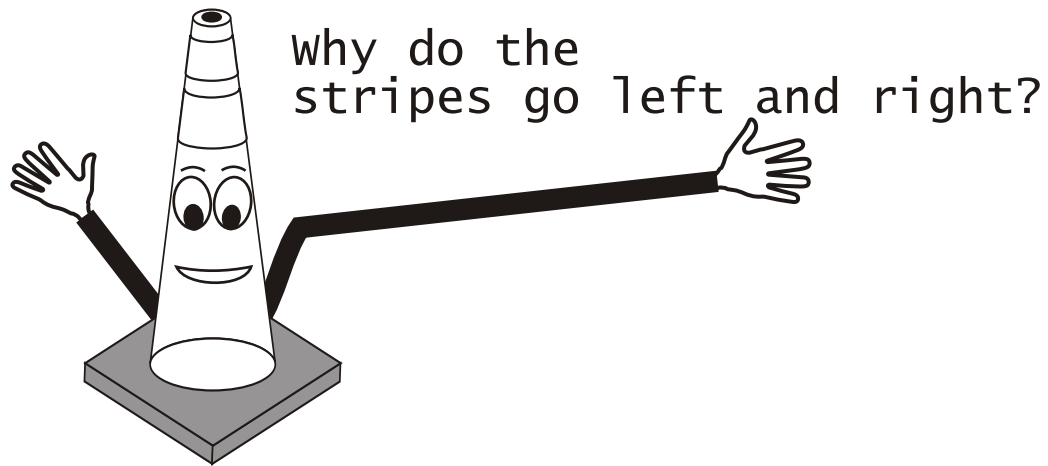
Cones like me are used when the work zone will not last a long time.

I am used when the work zone will last a long time.


I'm used when there's no room for my friends.





color us orange and white



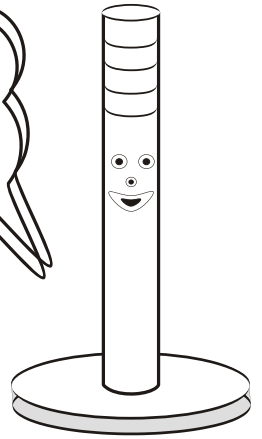
Stripes point down
to the left,
drive to the left




Stripes point down
to the right,
drive to the right




what do
flaggers
do?



STOP! Danger!
Unsafe to go.
I like it when
you drive by slow.




I am used
to show the way
or keep you moving
without delay.
I'm often placed
to guard a hole.
To keep you safe
my only goal.





**ROAD
CLOSED**


I'm Barri Cade's
big brother.
I tell you when
the Road is Closed



Green helps you
know as you GO!




Below is the
shape of a street
name sign.
Print the name of your
street in the blank.
Your street sign may be
any color like green,
blue, or brown.
Make it look like your
street name sign.




I live on
Jasmine Lane


JASMINE LANE






Blue - helps you know what you can DO!



Hospital



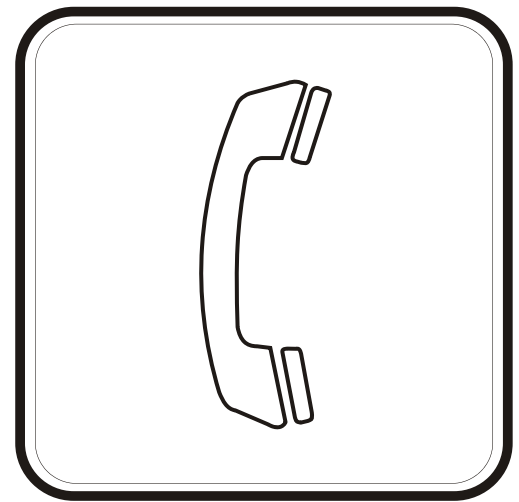
Gas



Camping




Handicap



Fill
in
the
blanks




These signs are brown,
fun things to do
so you won't
frown!





Fishing



Mountain Climbing



Swimming



Motorcycle




Campfires

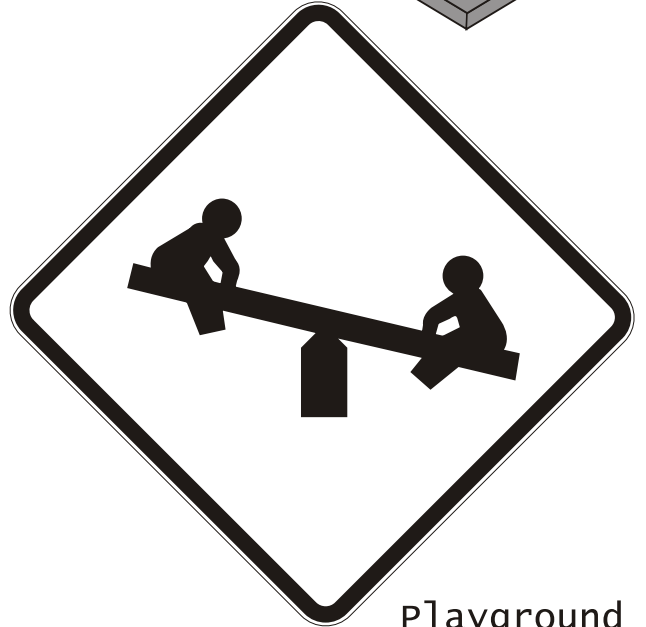


Hiking

These are warning signs. Remember caution, Yellow Be Mellow



Snowmobile Crossing



Playground sign



Fire Station




Slippery when wet



School Crossing, 2 people

2 ways to tell the difference between a school crossing and a pedestrian crossing.

The shape of the sign and look for the books!



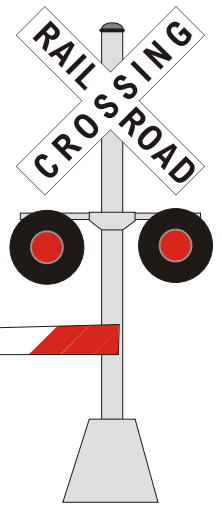
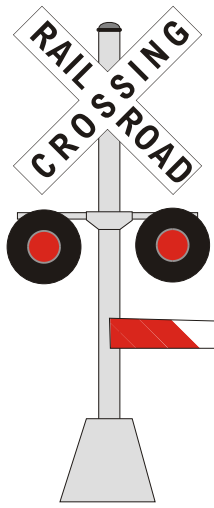

These signs could be yellow, but soon will be Yellow-Green.

Remember, Yellow-Green means people are on the scene



Pedestrian Crossing, 1 person

Stop! There's a train coming. Remember Red means stop or do not do it




Can you name this round sign? _____

where would you see it? _____



Did you know this is the only sign that is round.





Before a Railroad Crossing

Railroad Crossing Sign

Answers


These are warning signs, too.
Remember caution,
Yellow Be Mellow




Narrow Bridge




This is the sign that
will never cross the road
You will not
find this sign on
the right side
of the road like
most other signs.






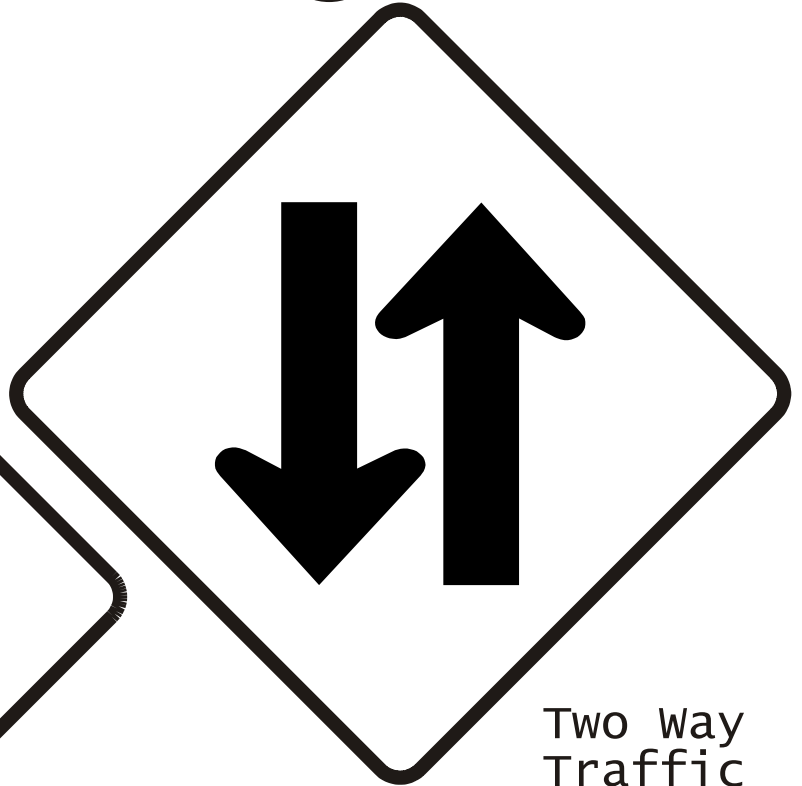
These signs are usually yellow. They can be orange if used in a work zone.




Winding Road



T Intersection



Two Way
Traffic
Symbol



Orange signs everywhere
Lots of orange, so beware
Cones lined up
from here to there
There must be work zones
everywhere




DETOUR

**END
DETOUR**

DETOUR
→


when you go
follow the
signs that
show the way



DETOUR
↑

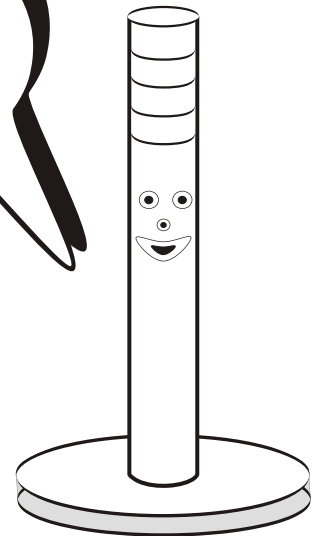
↘

DETOUR

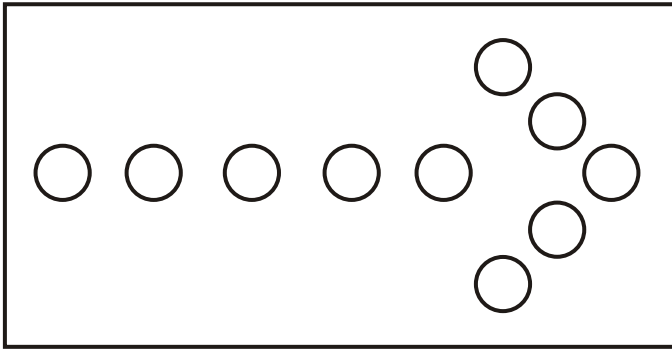


What does this sign mean?

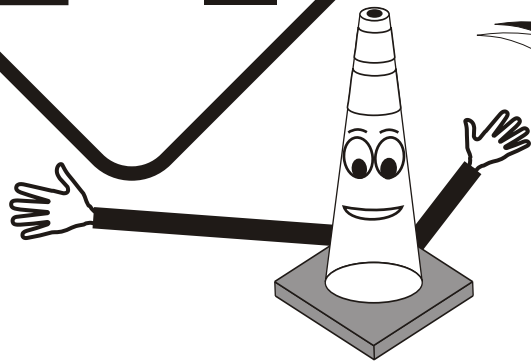
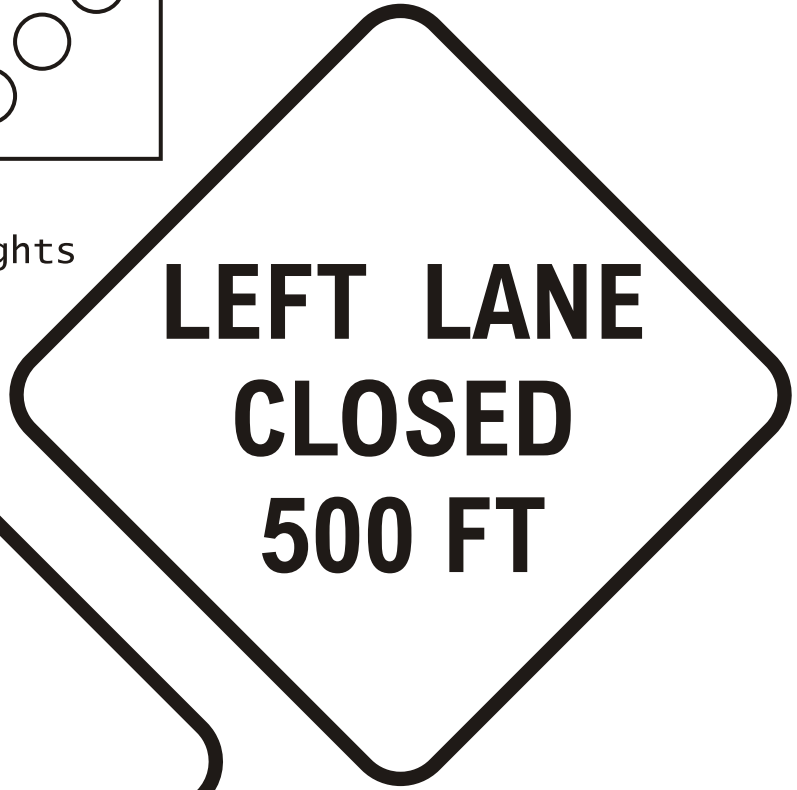
It means a flag person may need you to stop for equipment crossing the road. Please STAY Alert!



See this sign from far away
You must change lanes
So don't delay



This sign has
flashing yellow lights


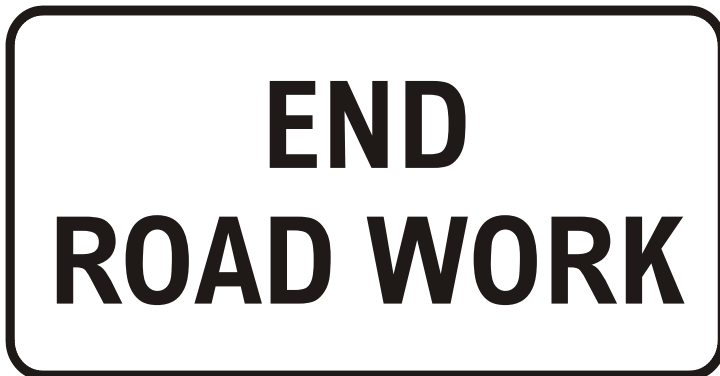


What does
this sign want
you to do?

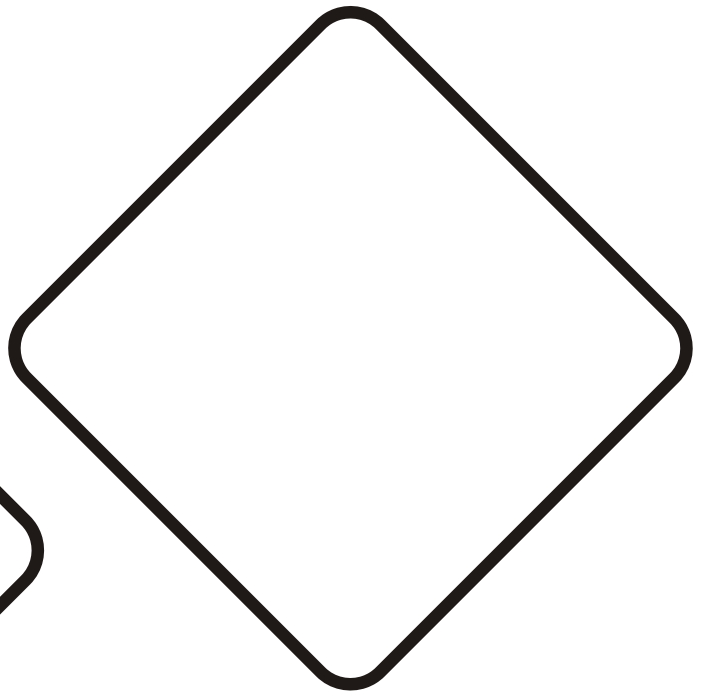




Hint!
Look at the
arrow board
and the
other sign.




Workers Ahead


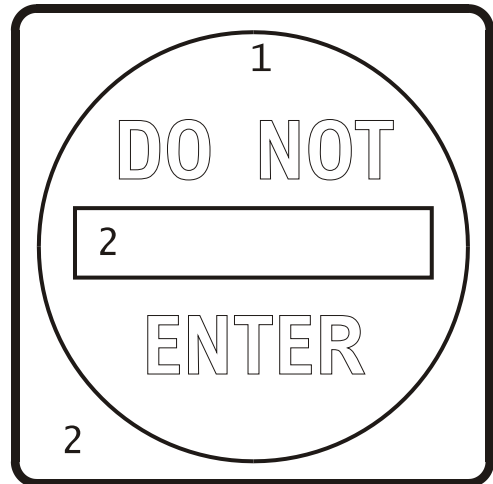





We have shown only
a few warning
signs use the
blanks below and
draw your own or
others you may see



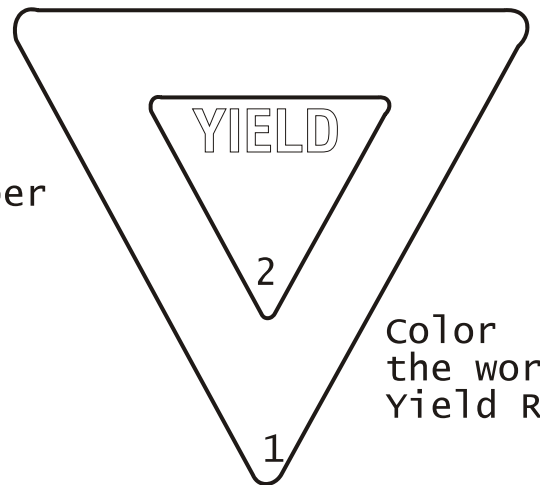
If this  means NO

And this  means right turn
what does this mean _____?



color by number

- 1. Red
- 2. white
- 3. Black
- 4. Green
- 5. Yellow



color
the word
Yield Red




on this sign color the words black

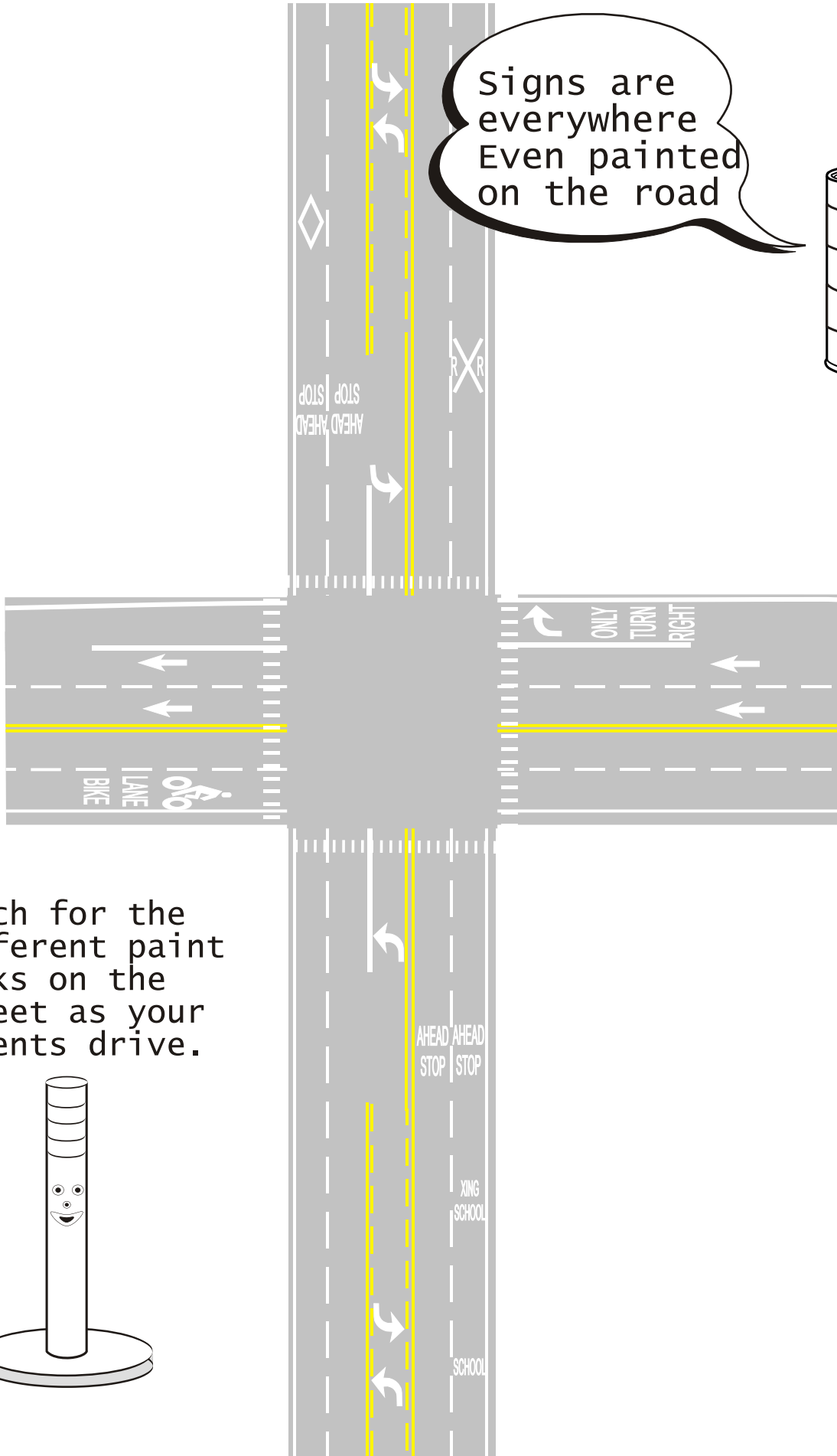

When it's the law
it's written in
black and white!




Look for these as you go
to school or the store.
Sign color white, words
are black.



Signs are everywhere
Even painted
on the road




Watch for the
different paint
marks on the
street as your
parents drive.






Deer Crossing




Equestrian Crossing




Duck crossing



Open Range




Kangaroo Crossing



Have you seen any other fun signs?

Have some fun!




SAFETY WORD SEARCH

C	C	W	O	R	K	Z	O	N	E
O	R	A	N	E	K	P	R	A	Z
N	D	R	I	D	L	R	A	C	U
E	O	N	R	U	A	E	N	C	R
T	N	I	R	C	W	K	G	O	K
F	T	N	E	E	H	R	E	N	A
L	W	G	D	S	I	G	N	E	S
A	A	N	Q	P	T	G	H	Z	A
G	L	E	B	E	E	O	B	O	F
G	K	E	L	E	X	I	T	N	E
E	V	R	E	D	L	S	I	E	T
R	E	G	U	L	A	T	O	R	Y
U	S	L	O	W	R	O	A	D	K
M	T	L	G	W	J	P	S	T	P
B	A	R	R	I	C	A	D	E	W

CONE
FLAGGER
REGULATORY
WARNING
WORKZONE
REDUCE

SIGN
EXIT
ORANGE
CONEZONE
RED
WHITE

ROAD
BARRICADE
VEST
SLOW
SAFETY
WALK

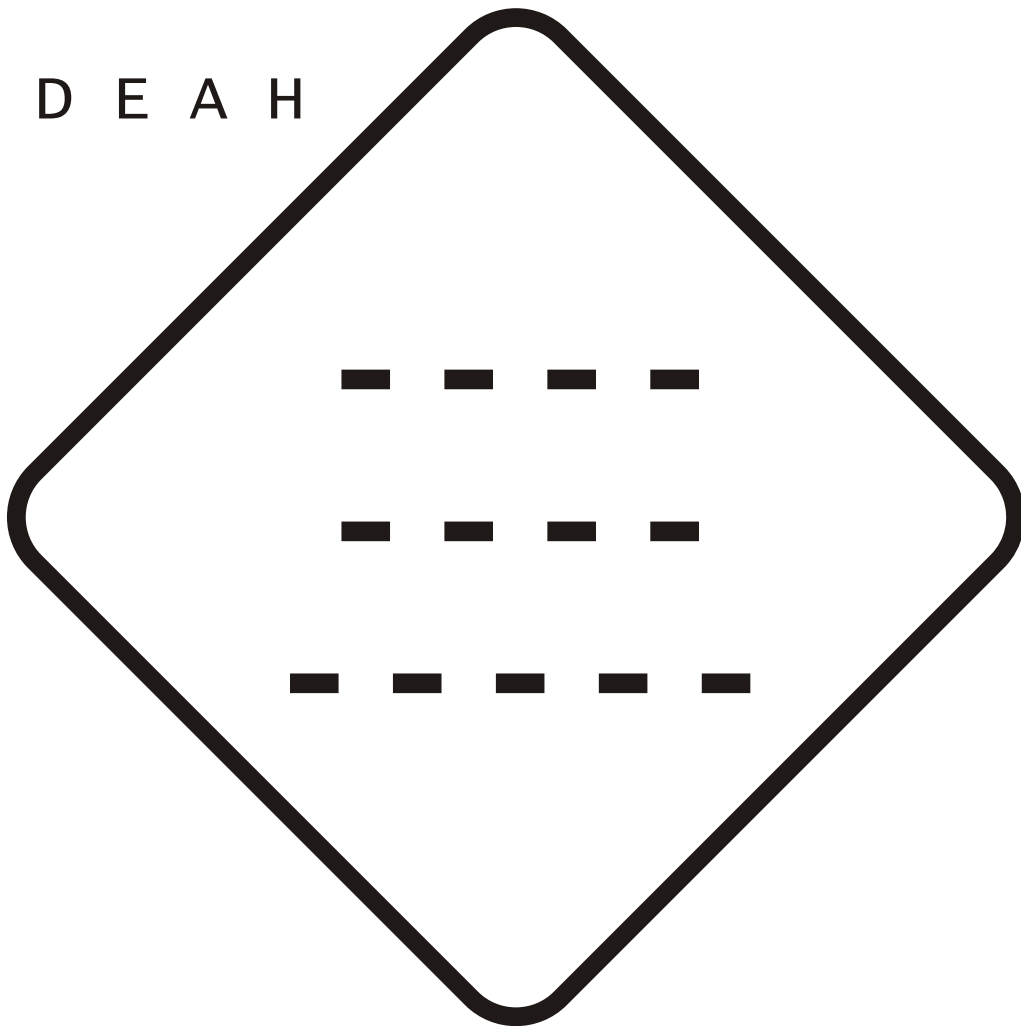


UNSCRAMBLE THE WORDS
PLACE THE WORDS ON THE
SIGN, COLOR IT ORANGE


A R D O

R W K O

A D E A H



Draw a line to match
the equipment you
may find in a
work zone



Excavator

Compactor




Dump Truck


Grader

Cement Mixer


Dozer

Front End Loader






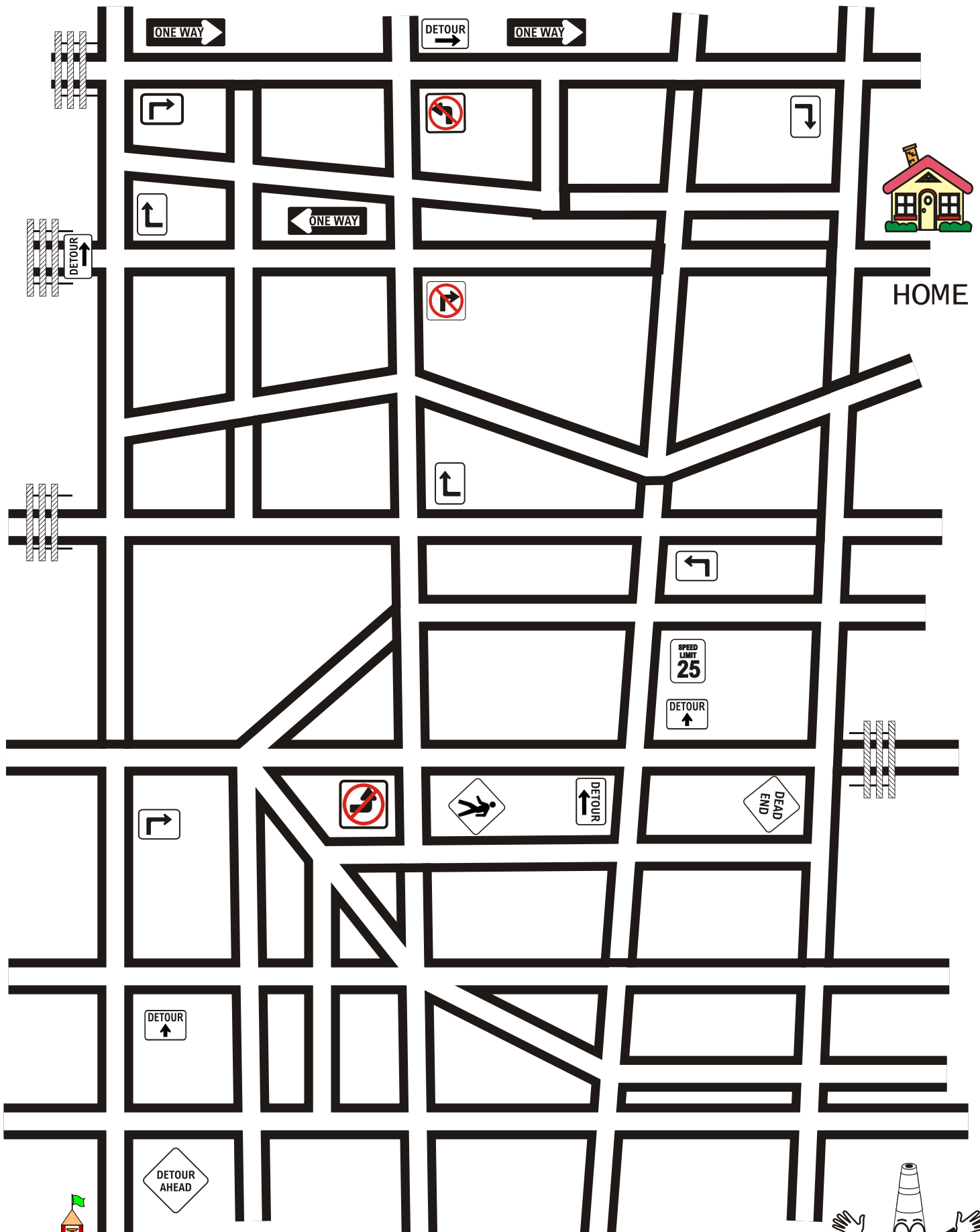
HOME




SCHOOL

Find your way from school to home,
without signs you could only roam





See how much easier it is with signs to show you the way



Traffic signs are for safety.
When one is missing or broken someone
may get hurt.

Call 911 or the non-emergency phone
number and report it quickly.
Tell the dispatcher where the sign is
missing and what type of sign.
They will tell someone to fix it.
You may save a life.

