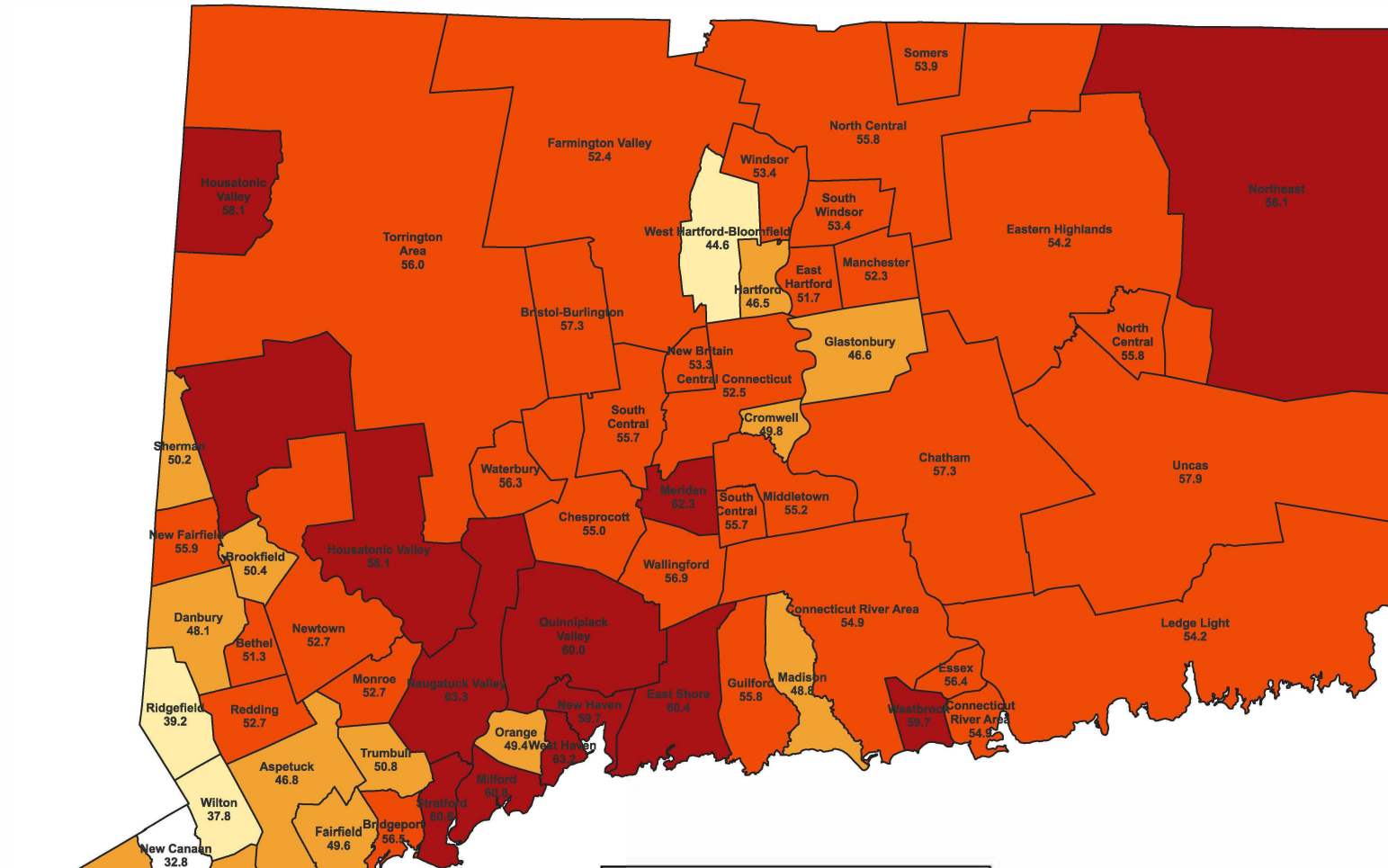
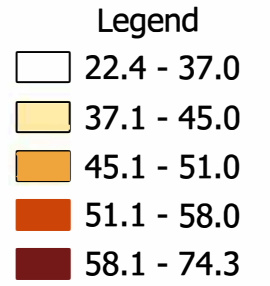
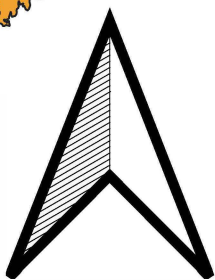



Opioid Medication Pills Dispensed Per Prescription, by Local Health Department/District, Connecticut, July 1-September 30, 2024



CT Opioid Medication Pills
Dispensed Per Prescription:
55.0



*Pills Dispensed Per Prescription = Pills Dispensed/Number of Prescriptions

Nicholas Cortes, Injury and Violence Surveillance, CT Dept. of Public Health, 2024
 Data Source: CT Dept. of Consumer Protection, Prescription Monitoring Program, 2023
 Created on 01/29/25
 Substances Included in Opioid Classification:
<portal.ct.gov/DCP/Prescription-Monitoring-Program/CTPMP-Statistics>

A change in PDMP data processing methods may have impacted values for this indicator starting with Q2 2024 data