

Criteria for Initial Reopening

Disease conditions

1

14-day decline of hospitalizations

2

Increased testing available

Virus management
(testing & tracing)

3

Sufficient contact tracing capacity

4

Protect high-risk populations

Healthcare
capacity &
supplies

5

Adequate healthcare capacity

6

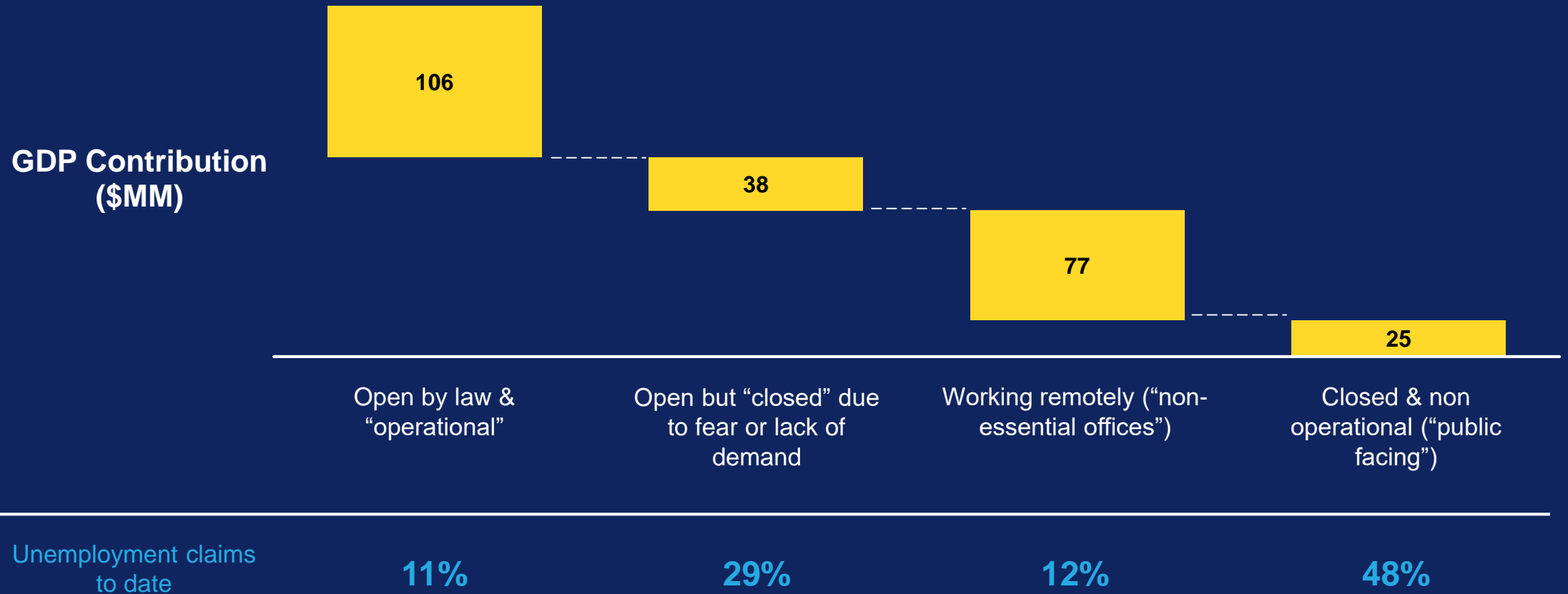
Adequate supply of PPE

'New Normal'

7

Appropriate physical distancing regulations

Business & Employment Loss



The How & What

How we
will
operate




What
we will
open

Reopen levels

**Phasing by type
of business**

Health Risk Scoring

Contact Intensity



Contact
Proximity



Contact
Length



Number of
Contacts

Modification Potential



Disinfection



Social
Distancing

Reopen Levels

Reopen Level 4

Reopen Level 3

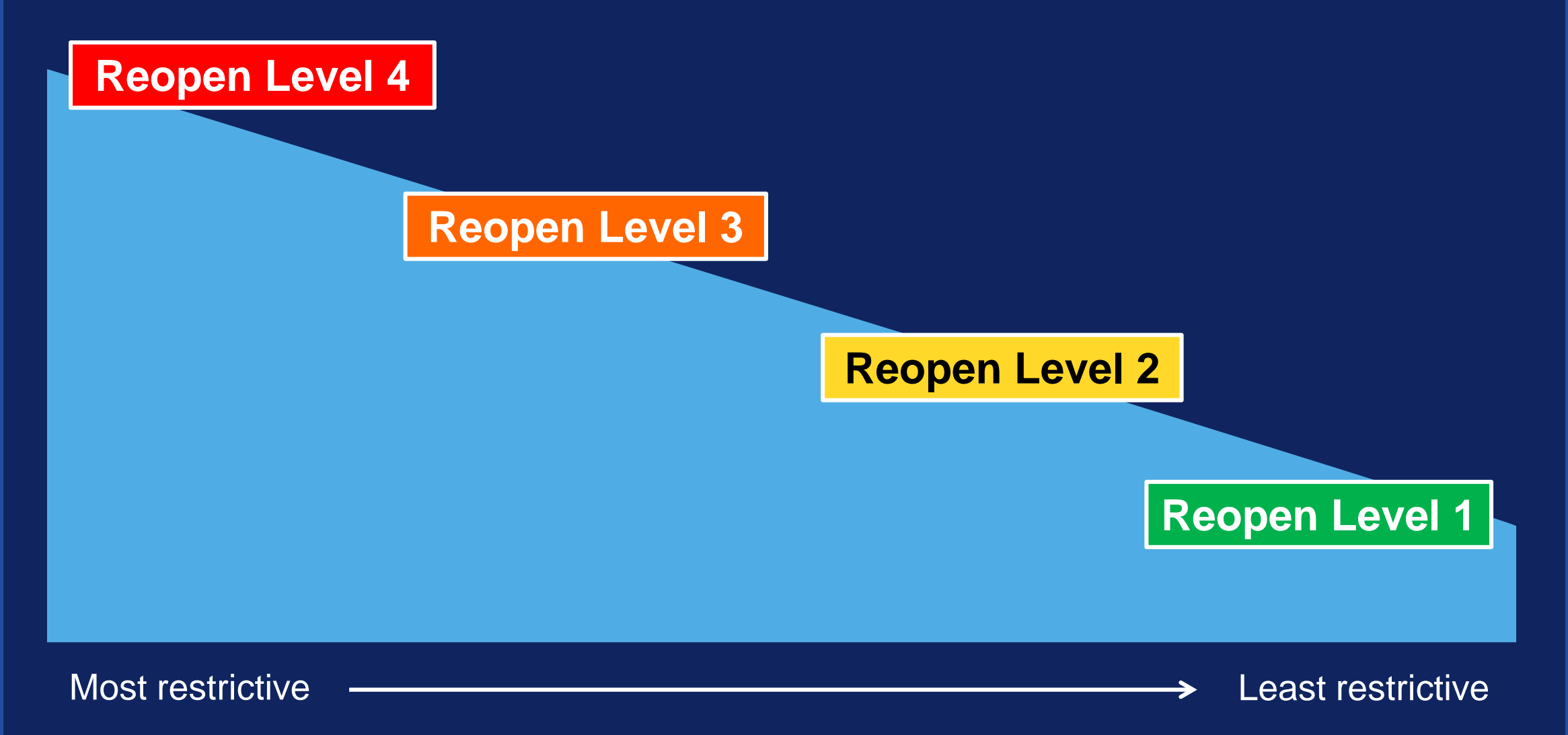
Reopen Level 2

Reopen Level 1

Most restrictive



Least restrictive



Plan to Reopen Connecticut's Economy

Now	May 20th
Manufacturing	Restaurants (outdoor only - no bar areas)
Essential retail	Remaining retail
Real Estate	Offices (continue work from home where possible)
Utilities	Personal services (hair & nail only)
Construction	Museums, Zoos (outdoor only)
Childcare	Additional outdoor recreation (e.g., camping, mountain biking)
Hospitals	University research programs

*Contingent upon meeting our reopening criteria +
all businesses will open at limited capacity as defined by reopen levels*