

# CONNECTICUT BIAS CRIMES 2020 ANNUAL REPORT



**Department of Emergency Services and Public Protection**

**Crimes Analysis Unit, Division of State Police**

**James C. Rovella, Commissioner**

# Reported Bias Crime in Connecticut, 2020

## Overview

Measures	Number of Incidents	Total Number of Individual Victims	Number of Offense Victims	Number of Offenses
<b>Incident Bias</b>				
All Hate Crimes	98	103	128	100
Race/Ethnicity/Ancestry Bias	62	72	88	64
Religious Bias	17	8	18	17
Sexual Orientation Bias	15	18	17	15
Disability Bias	4	5	5	4
Gender Bias				
Gender Identity Bias				
Incident with multiple biases	4	2	4	4

## Racial Bias

Measures	Number of Incidents	Total Number of Individual Victims	Number of Offense Victims	Number of Offenses
<b>Incident Bias</b>				
Anti-White	5	5	5	5
Anti-Black or African American	42	53	64	44
Anti-American Indian or Alaska Native				
Anti-Asian	1	1	1	1
Anti-Multiple Races, Group	4	5	7	4
Anti-Native Hawaiian or Other Pacific Islander				
Anti-Arab				
Anti-Hispanic or Latino	6	6	7	6
Anti-Other Race/Ethnicity/Ancestry	4	2	4	4

## Disability Bias

Measures	Number of Incidents	Total Number of Individual Victims	Number of Offense Victims	Number of Offenses
<b>Incident Bias</b>				
Anti-Physical Disability	1	1	1	1
Anti-Mental Disability	3	4	4	3

## Religious Bias

Measures				
Incident Bias	Number of Incidents	Total Number of Individual Victims	Number of Offense Victims	Number of Offenses
Anti-Jewish	11	4	12	11
Anti-Catholic	2	1	2	2
Anti-Protestant				
Anti-Islamic (Muslim)	1	1	1	1
Anti-Atheism/Agnosticism				
Anti-Mormon				
Anti-Jehovah's Witness				
Anti-Eastern Orthodox (Russian, Greek, Other)				
Anti-Other Christian	1	1	1	1
Anti-Buddhist				
Anti-Hindu	1	1	1	1
Anti-Sikh				
Anti-Multiple Religions, Group				
Anti-Other Religion	1	0	1	1

## Sexual Orientation Bias

Measures				
Incident Bias	Number of Incidents	Total Number of Individual Victims	Number of Offense Victims	Number of Offenses
Anti-Gay	8	10	9	8
Anti-Lesbian	2	3	2	2
Anti-Lesbian, Gay, Bisexual, or Transgender (Mixed Group)	5	5	6	5
Anti-Heterosexual				
Anti-Bisexual				

## Gender Bias

Measures				
Incident Bias	Number of Incidents	Total Number of Individual Victims	Number of Offense Victims	Number of Offenses
Anti-Male				
Anti-Female				

## Gender Identity Bias

Measures		Number of Incidents	Total Number of Individual Victims	Number of Offense Victims	Number of Offenses
Incident Bias					
Anti-Transgender					
Anti-Gender Non-Conforming					

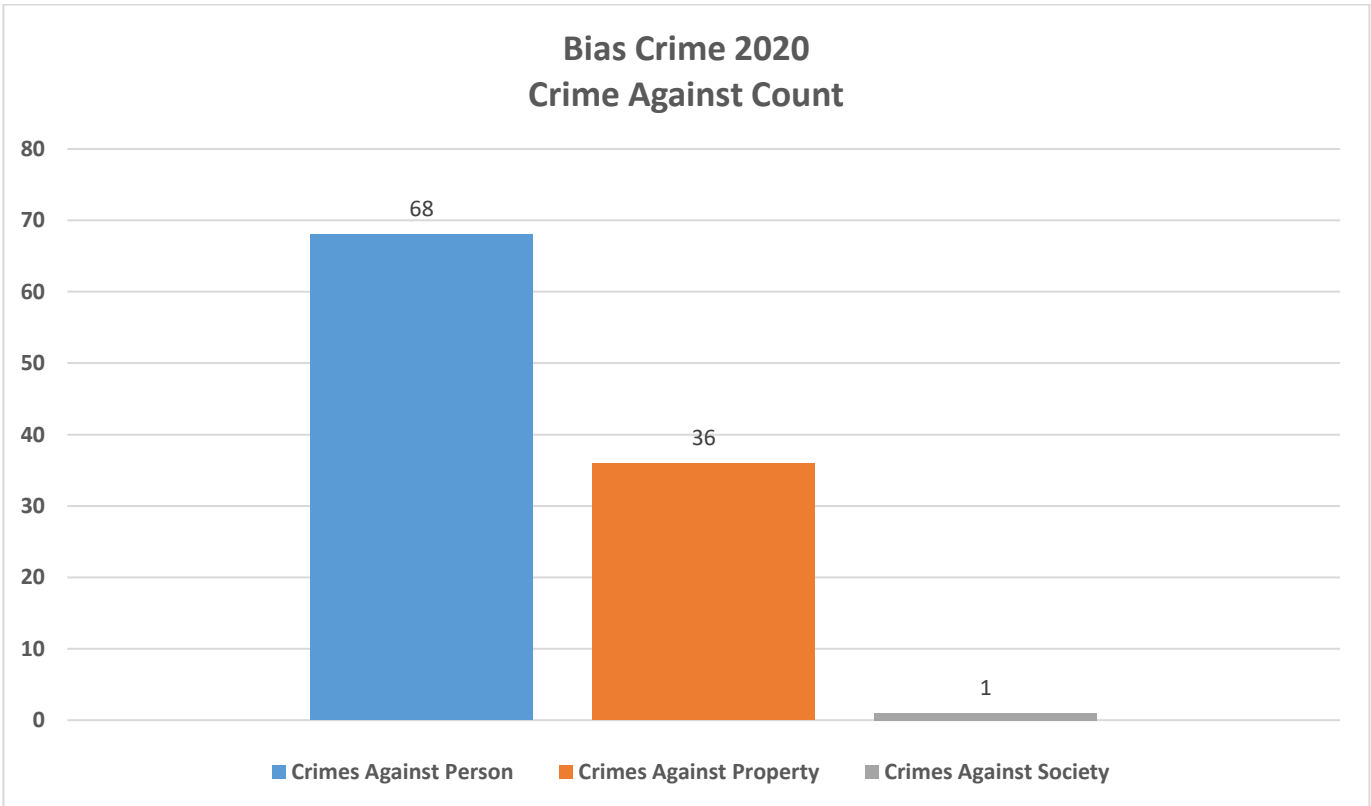
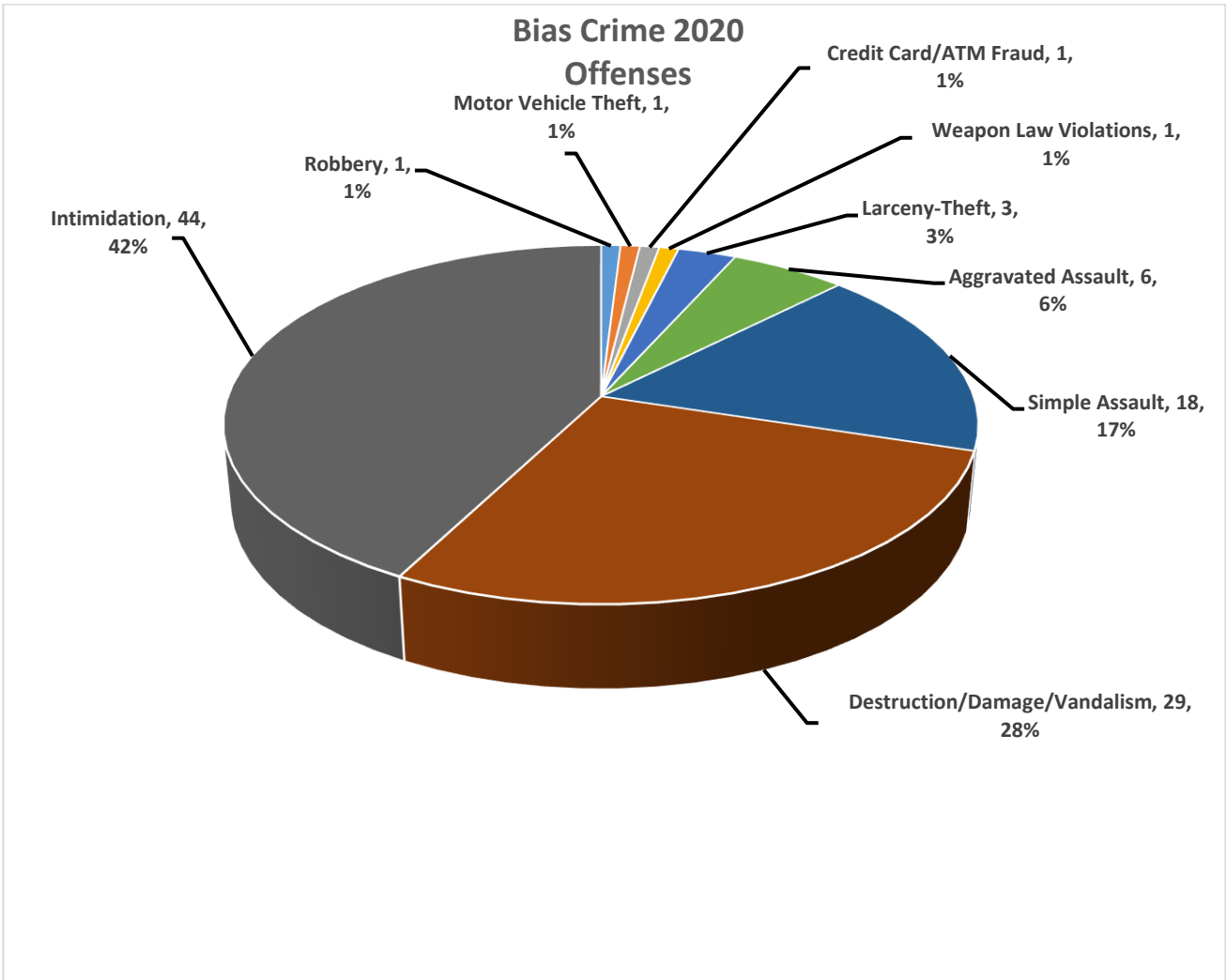
## Bias Location

Measures		Number of Incidents	Total Number of Individual Victims	Number of Offense Victims	Number of Offenses
Incident Bias					
All Bias Crimes	All Location Types	98	103	128	100
	Residence/Home	24		29	25
	Commercial	19		23	19
	Educational Facility	7		9	7
	Government/Public Building and other	15		16	15
	Road/Parking/Camps	26		42	27
	Construction/Industrial/Farm	1		1	1
	Cyberspace	2		2	2
	Abandoned/Condemned Structure	1		1	1
	Other/Unknown	3		5	3
	Missing				

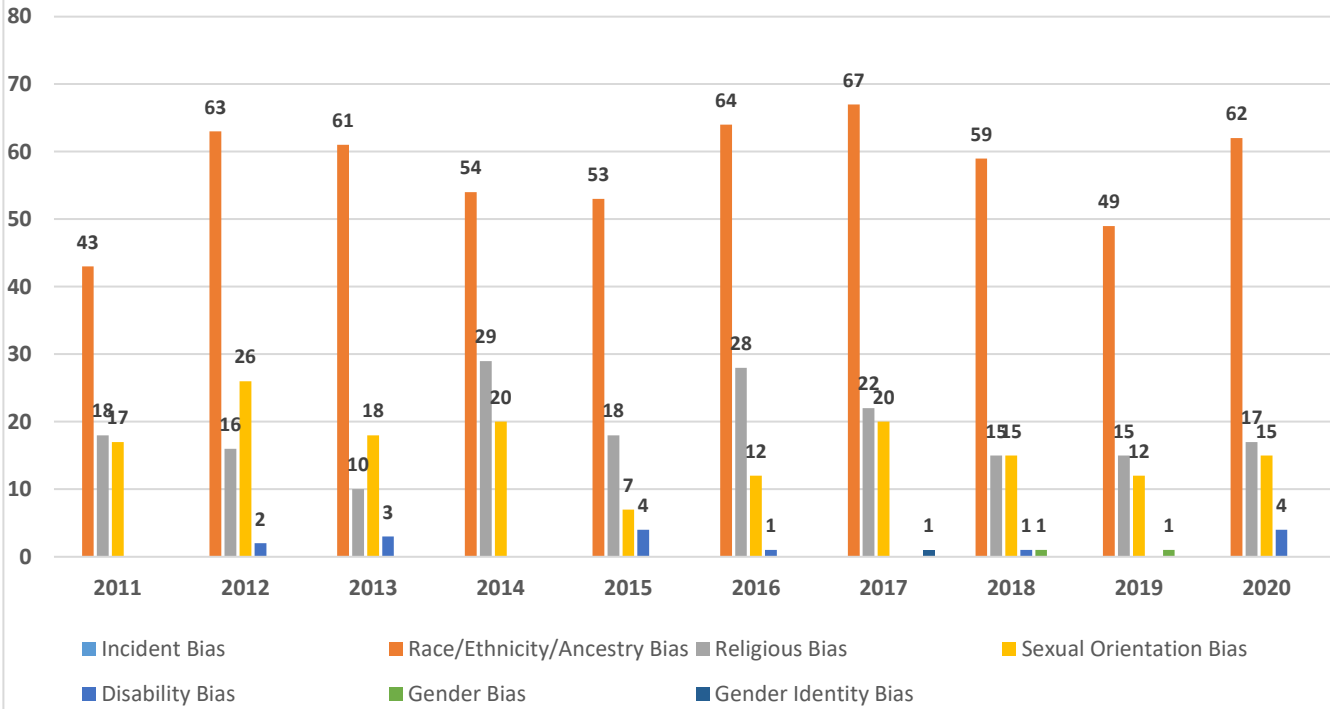
## Bias Victims

Measures		Number of Incidents	Total Number of Individual Victims	Number of Offense Victims	Number of Offenses
Incident Bias					
All Bias Crimes	All Victim Types	98	103	128	100
	Business	5		5	5
	Financial Institution				
	Government	12		14	12
	Individual	77		107	79
	Law Enforcement Officer	1		2	1
	Other	1		1	1
	Religious Organization	3		3	3
	Society/Public	1		1	1
	Unknown				
	Missing				
	Policeman				

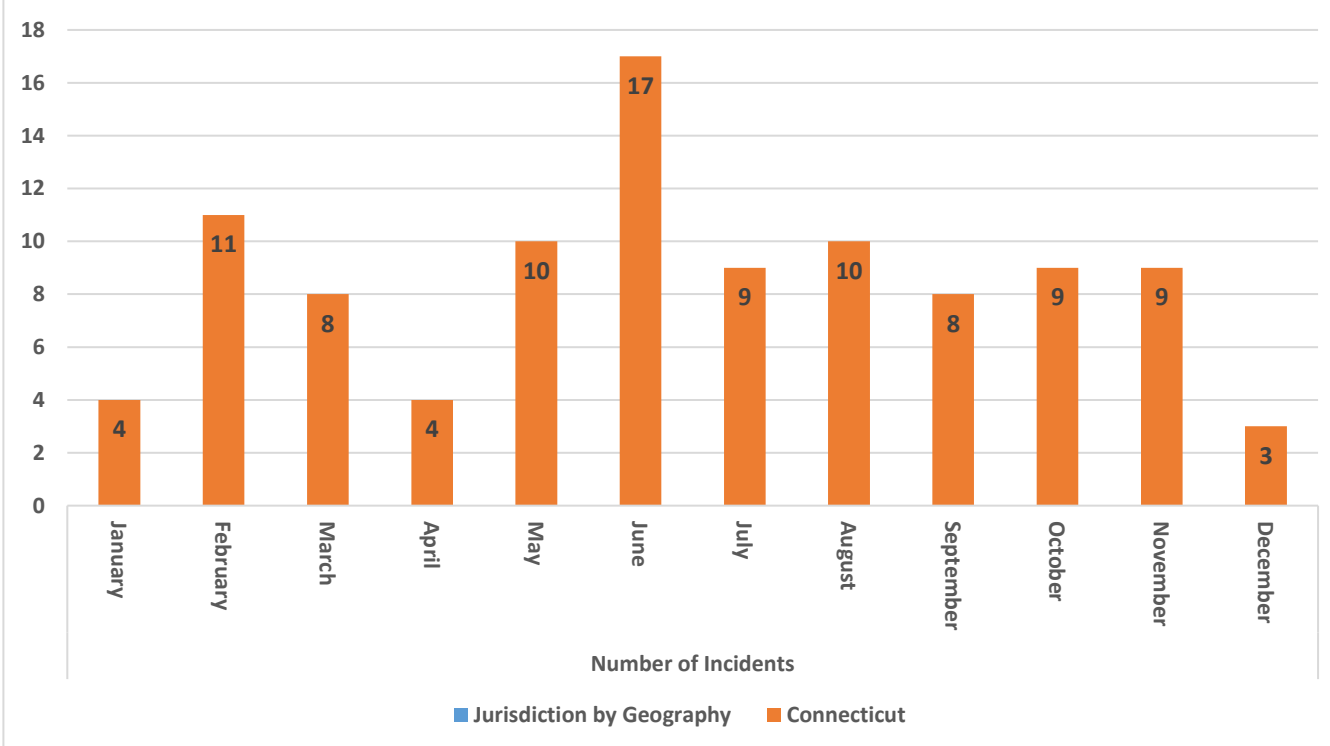
Four incidents were reported with multiple biases.



## Bias Crime 2020 Ten-Year Comparison



## Bias Crime 2020 By Month



## NUMBER OF BIAS REPORTED FOR EACH TOWN

Number of Incidents						
Incident Bias	Race/Ethnicity/Ancestry Bias	Religious Bias	Sexual Orientation Bias	Disability Bias	Gender Bias	Gender Identity Bias
Jurisdiction by Geography						
Andover						
Ansonia						
Ashford						
Avon						
Barkhamsted						
Beacon Falls						
Berlin						
Bethany						
Bethel	1		1			
Bethlehem						
Bloomfield						
Bolton						
Bozrah						
Branford						
Bridgeport	1		3			
Bridgewater						
Bristol						
Brookfield						
Brooklyn						
Burlington						
Canaan						
Canterbury						
Canton						
Chaplin						
Cheshire						
Chester						
Clinton						
Colchester						
Colebrook						
Columbia						
Cornwall						
Coventry	2					
Cromwell						
Danbury	4					
Darien						
Deep River						
Derby	1	1				
Durham						
East Granby						
East Haddam						

Number of Incidents						
Incident Bias	Race/Ethnicity/Ancestry Bias	Religious Bias	Sexual Orientation Bias	Disability Bias	Gender Bias	Gender Identity Bias
Jurisdiction by Geography						
East Haven	1					
East Lyme		1				
East Windsor						
Eastford						
Easton						
Ellington						
Enfield	2			1		
Essex						
Fairfield			2			
Farmington						
Franklin						
Glastonbury	6			1		
Goshen						
Granby						
Greenwich						
Griswold						
Groton	1					
Guilford						
Haddam						
Hamden						
Hampton						
Hartford	2	1				
Hartland						
Harwinton						
Hebron						
Kent						
Killingly						
Killingworth						
Lebanon						
Ledyard						
Lisbon						
Litchfield						
Lyme						
Madison						
Manchester	2	1				
Mansfield	1					
Marlborough						
Meriden						
Middlebury						
Middlefield						
Middletown	1		1			
Milford	1					



Number of Incidents						
Incident Bias						
Jurisdiction By Geography	Race/Ethnicity/Ancestry Bias	Religious Bias	Sexual Orientation Bias	Disability Bias	Gender Bias	Gender Identity Bias
Morris						
Naugatuck	2	1				
New Britain	6	2		1		
New Canaan						
New Fairfield						
New Hartford						
New Haven	7	4	1			
New London						
New Milford						
Newington						
Newtown						
Norfolk						
North Branford	1					
North Canaan						
North Haven						
North Stonington						
Norwalk						
Norwich	3		1			
Old Lyme						
Old Saybrook						
Orange						
Oxford						
Plainfield						
Plainville						
Plymouth	1					
Pomfret						
Portland						
Preston						
Prospect						
Putnam						
Redding						
Ridgefield						
Rocky Hill	1		1			
Roxbury						
Salem						
Salisbury						
Scotland						
Seymour	1		1			
Sharon						
Shelton	2					
Sherman						
Simsbury						

Number of Incidents						
Incident Bias	Race/Ethnicity/Ancestry Bias	Religious Bias	Sexual Orientation Bias	Disability Bias	Gender Bias	Gender Identity Bias
Jurisdiction By Geography						
Somers						
South Windsor			1			
Southbury	2	1				
Sprague						
Stafford						
Stamford	6	1	2			
Sterling						
Stonington	1	1				
Stratford						
Suffield						
Thomaston						
Thompson						
Tolland						
Torrington	1					
Trumbull						
Union						
Vernon						
Voluntown						
Wallingford						
Warren						
Washington						
Waterbury		2	1			
Waterford	1					
Watertown						
West Hartford						
West Haven	1					
Westbrook						
Weston						
Westport				1		
Wethersfield						
Willimantic						
Willington						
Wilton						
Winchester						
Windsor						
Windsor Locks						
Wolcott						
Woodbridge		1				
Woodbury						
Woodstock						