




CONNECTICUT  
*Office of Health Strategy*

# SIM Quality Council

*December 11, 2019*

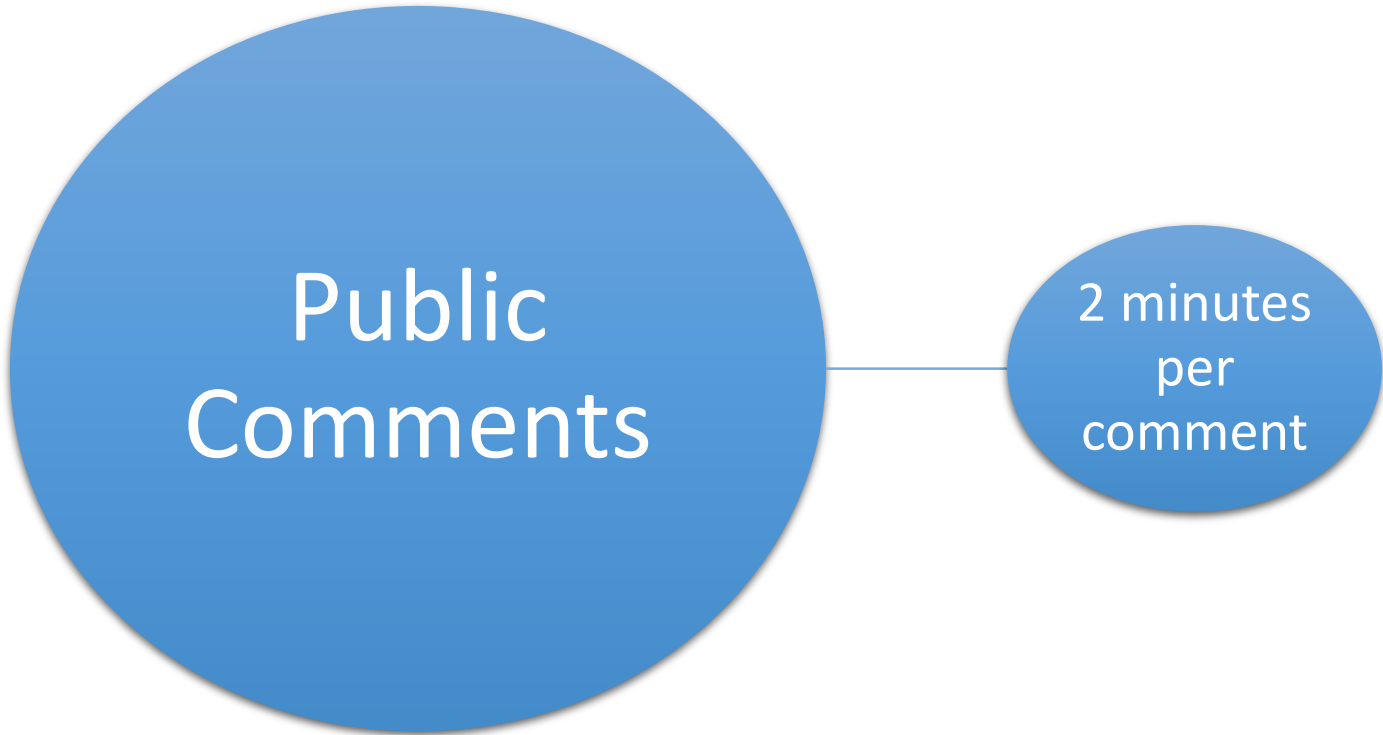
---



“...and this is Ralph, your anesthesiologist.”

# Meeting Agenda

Item	Allotted Time
Introductions/Call to Order	5 min
Public Comment	5 min
Meeting Summary Approval	5 min
Public Scorecard	30 min
Post-SIM Strategy	20 min
Next steps and Adjournment	5 min



# Meeting Summary

# Purpose of Today's Meeting

# Public Scorecard

# Scorecard Analytics

	August*	September	October	November
# Pageviews	10,150	1,949	1,757	1,764
# Unique Pageviews	7,777	1,413	1,159	1,370
Average Time on Scorecard Page	1:07	1:17	1:32	1:39
Organization Page	2:27	2:16	2:17	2:16

\*scorecard launch August 6th



# Agenda: Online Healthcare Scorecard

---



---

Status Update

# Status Update (1 of 3)

---

- Commercial Scorecard
  - Results for second commercial scorecard are final and have been submitted to OHS
  - Feedback during review process was again positive
    - One organization: long acting reversible contraception & follow up after hospitalization for mental illness are less appropriate for a quality scorecard (uncommon in their payer agreements)
  - Readmissions measure is in review period with Advanced Networks
  - Publication in process

# Status Update (2 of 3)

- Medicare Scorecard: Provider lists are finalized

Organization Type	Returned Provider Lists	Non-Responders
Advanced Networks	12	6
Federally Qualified Health Centers	10	7

- Non-responders:
  - Advanced Networks- use commercial list
  - Use list provided by leadership

## Status Update (3 of 3)

---

- Medicaid data delivery is in process
  - Dates expected are 12/1/2016-12/31/2018
  - UConn Health team has begun coding work in advance of receipt of data

---

# Commercial Results

## ➤ Final Organizational Ratings (1 of 2)

---

- No changes in ratings since the previous presentation of results
  - 1 organization had minor changes to scores

# Final Organizational Ratings (2 of 2) Yellow=Below Avg, Blue=Above Avg.

Organization	Follow-Up after Hosp. for Mental Illness- 7 days	Follow-Up after Hosp. for Mental Illness- 30 days	Use of Imaging Studies for Low Back Pain	Adolescent Well Care Visits	Diabetes: Attention for Nephropathy	Long Acting Reversible Contraceptive	Chlamydia Screening	Annual Monitoring for Persistent Meds- Total	Diabetes: Eye Exam	Immunizations for Adolescents
Alliance/Waterbury	3	5	3	3	1	1	3	3	3	2
Community Medical Group	1	1	3	4	3	1	3	4	3	3
Day Kimball			2	2	1	4	1	1	3	3
Eastern CT HN	4	4	3	3	3	3	3	5	5	5
Griffin			2	1	3	2	3	4	3	
Hartford Healthcare	5	5	3	3	3	3	2	3	4	4
Middlesex			1	3	3	3	1	5	5	
Northeast MedGroup	3	3	3	3	4	3	3	3	3	3
Pro Health	3	4	3	5	5	1	4	5	4	3
Saint Francis Hosp	5	5	2	3	4	2	3	3	5	5
Saint Mary's Hosp			3	4	4	1	3	3	3	1
Saint Vincent's Hosp			3	3	3	2	3	3	2	1
Soundview			4	1	3	3	4	5	1	
Stamford Health	4	4	4	3	3	3	5	3	1	
Starling Physicians			5	3	5	3	4	5	3	2
Western CT Health Network	3	2	4	4	2	1	2	3	3	5
West Med			1	4	4	1	4	5	1	
Yale Medicine			1	1	2	5	3	3	2	

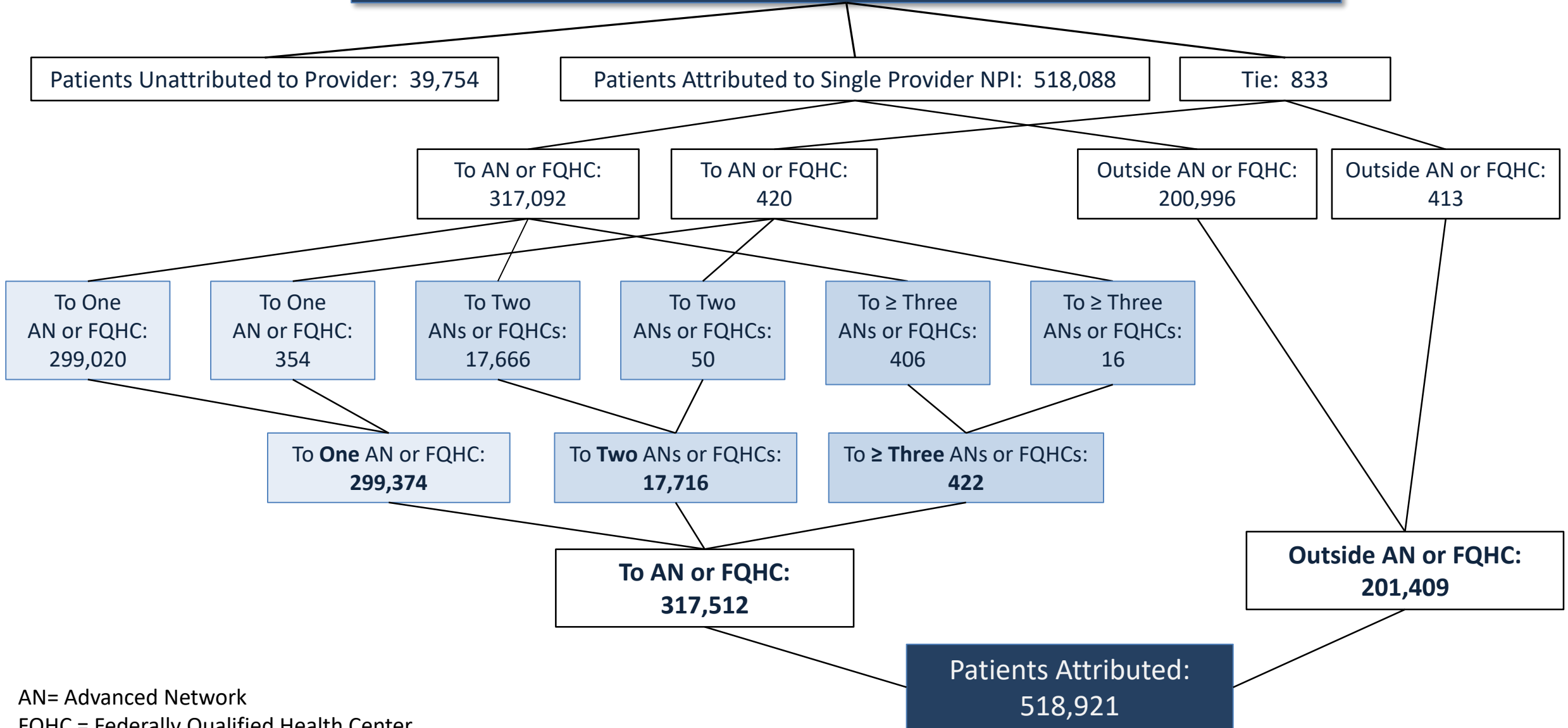


---

# Medicare Attribution

# Medicare Attribution (1 of 4)

Patients with Outpatient Evaluation and Management Visit: 558,675



AN= Advanced Network  
 FQHC = Federally Qualified Health Center

# Medicare Attribution: Advanced Network Providers (2 of 4)

Organization	MD PCP	Nurse Prac.	Cert. Nurse Specialist	Phys. Asst.	Ob/Gyn	Total
Community Medical Grp	100	17	0	21	5	143
Day Kimball	34	6	0	2	3	45
Eastern CT Health Net.	61	0	0	28	16	105
Griffin	19	3	0	1	3	26
Hartford HealthCare	196	94	3	80	33	406
Middlesex	43	12	0	5	0	60
ProHealth Physicians	145	72	0	60	0	277
Saint Francis	116	32	0	4	35	187
Saint Mary	44	6	0	8	17	75
Soundview	11	1	0	2	0	14
Stamford Health	50	0	0	0	9	59
Starling Physicians	37	24	0	3	9	73
St Vincent	25	2	0	2	0	29
Waterbury	76	0	0	0	16	92
Western CT Health Net.	102	0	0	0	0	102
WestMed	73	12	0	8	13	106
Yale Medicine	84	12	0	15	22	133
Northeast Med Grp	142	33	0	15	0	190

# Medicare Attribution: Health Center Providers(3 of 4)

Organization	MD PCP	Nurse Prac.	Cert. Nurse Specialist	Phys. Asst.	Ob/Gyn	Total
Charter Oak Health Center	7	8	0	3	6	24
Community Health Center	24	11	0	3	4	42
Community Health Services	2	3	0	0	0	5
Community Health and Wellness	2	5	0	1	0	8
Cornell Scott Hill Health Center	14	13	0	3	0	30
Fair Haven Clinic	10	8	0	2	0	20
First Choice Health Centers	2	2	0	5	2	11
Greater Danbury Com. Health Center	10	2	0	0	0	12
Generations Family Health Center	8	9	0	0	0	17
Intercommunity	5	4	0	0	0	9
Norwalk Community Health Center	6	2	0	0	1	9
Optimus Health Care	24	11	0	3	4	42
Southwest Community Health Center	6	7	0	1	0	14
Staywell	12	2	0	0	0	14
United Community and Family Services	4	5	0	0	0	9
Wheeler Clinic	2	4	0	0	0	6
Charter Oak Health Center	7	8	0	3	6	24
Community Health Center						20

# Medicare Attribution: Advanced Network Patients (4 of 4)

Advanced Networks	Total Patients	Federally Qualified Health Centers	Total Patients
Waterbury/Alliance	17,086	Charter Oak Health Center	507
Community Medical Grp	30,043	Community Health Center	1054
Day Kimball	7,766	Community Health Services	154
Eastern CT Health Net.	16,567	Community Health and Wellness	104
Griffin	5,813	Cornell Scott Hill Health Center	604
Hartford HealthCare	48,053	Fair Haven Clinic	465
Middlesex	9,884	First Choice Health Centers	255
ProHealth Physicians	46,714	Greater Danbury Com. Health Center	577
Saint Francis	29,720	Generations Family Health Center	391
Saint Mary	12,058	Intercommunity	1,012
Soundview	4,807	Norwalk Community Health Center	320
Stamford Health	10,647	Optimus Health Care	1,540
Starling Physicians	15,602	Southwest Community Health Center	804
St Vincent	6,671	Staywell	586
Western CT Health Net.	20,441	United Community and Family Services	121
WestMed	3,427	Wheeler Clinic	569
Yale Medicine	4,496		
Northeast Medical Grp	37,222		

---

# Medicare Scorecard- Measures

# Medicare Scorecard (1 of 3)

- Measures being validated
  - No new data expected
    - Fiscal year 2016 (10/1/2015-9/30/2016)
    - Pharmacy data for 2016 not included

Measure	Status
Plan All Cause Readmission	Final validation
Breast Cancer Screening	Validation
Cervical Cancer Screening	Final
Follow up after Hospitalization for Mental Illness (7 and 30 days)	Final

## Medicare Scorecard (2 of 3)

- Breast Cancer Medicare only exclusion
  - ❖ Exclude Medicare members age 65 and older as of January 1 of the measurement year who are:
    - Enrolled in an Institutional SNP (I-SNP) any time during the measurement year, or
    - Living long-term in an institution (LTI) any time during the measurement year
    - Organizations may use the LTI flag in the Medicare Part C monthly membership file
- Data does not have an LTI flag field
- HEDIS specifications do not include value set or other instructions for identifying members enrolled in an I-SNP or LTI



## Medicare Scorecard (3 of 3)

- UConn Health team reached out to the Office of Health Strategy (OHS) and Onpoint for guidance
  - Use combination of fields that identify facility and setting codes for I-SNP
- Online search identified revenue codes for LTI
- Forwarded to Methods and Measure subgroup
  - No objections received
- ❖ Recommendation: use guidance from OHS and Onpoint

---

Next Steps

# Next Steps

---

- Publish second set of commercial measures
  - Finalize readmissions measure, review by Advanced Networks
- Complete Medicare measures
  - Review by Advanced Networks and Health Centers
- Review and evaluate Medicaid data
  - Begin Medicaid measures

# Post SIM Strategy

# Quality Council – A Reflection

- 6 years
- 67 meetings (not including ad-hoc or user design groups, executive team)
- More than 50 members
- Results:
  - Guiding Principles
  - Core, Reporting, Development Measure Sets
  - Quality Scorecard

# Post-SIM Strategy

- Quality Council will continue
  - Quarterly schedule post-SIM...for now
  - Stephanie will reach out to members to gauge future participation
  - Bench Marking
  - Maintaining and updating core measure set
  - Include specialty sets (CQMC)
  - Health Systems Planning unit coordination

Adjourn